

NOAA & Coastal States

Addressing Coastal Challenges



John H. Dunnigan
Assistant Administrator
NOAA's National Ocean Service
March 7, 2007



NOAA's Vision

NOAA Budget and Legislative Priorities for 2007

FY2008 President's Budget Request

Regional Collaboration

NOAA's Vision



An informed society that uses a comprehensive understanding of the role of the oceans, coasts and atmosphere in the global ecosystem to make the best social and economic decisions



NOAA Priorities

1. Sustaining Critical Operations
2. Supporting the U.S. Ocean Action Plan
 - Ocean Science and Research
 - Protecting and Restoring Marine and Coastal Areas
 - Ensuring Sustainable Use of Ocean Resources
3. Improving Weather Warnings & Forecasts
4. Climate Monitoring and Research
5. Critical Facilities Investment



Key Legislative Priorities

Coastal Zone Management Act (CZMA)

Coral Reef Conservation Act (CRCA)

National Marine Sanctuaries Act (NMSA)

National Offshore Aquaculture Act

National Oceanic and Atmospheric
Administration Organic Act

Hydrographic Services Improvement Act (HSIA)

Marine Mammal Protection Act (MMPA)

Cooperative Conservation of Marine, Estuarine, Coastal, and Riverine
Habitat Act



*Florida Keys
Sanctuary*



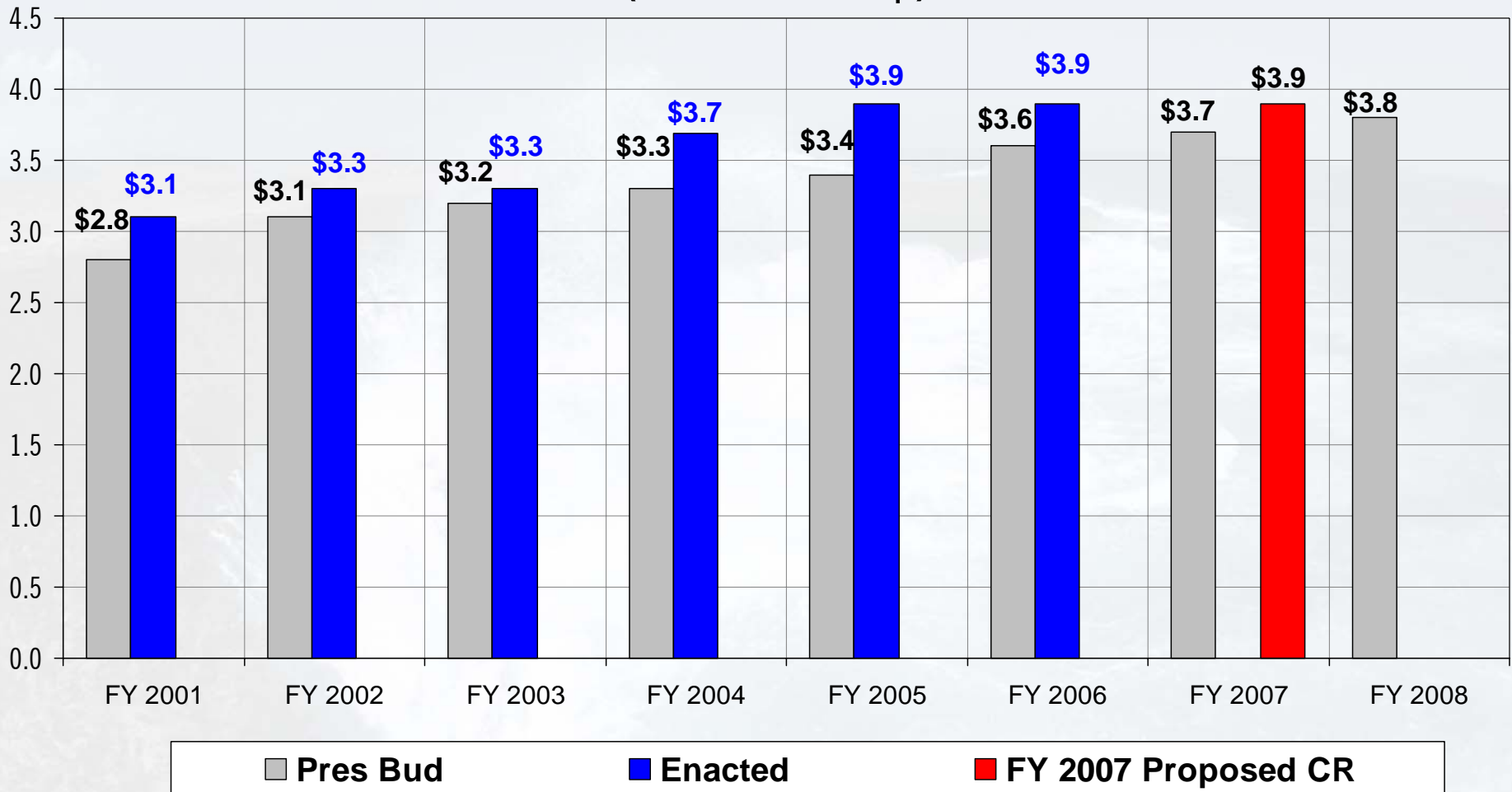
Aquaculture



West Indian manatees

NOAA Budget Trends

(in billions \$)



Summary by Line Office

Line Office	FY2006 Enacted	FY 2007 President's Budget	FY 2008 Net Changes	FY 2008 President's Request	Percent Change over 07 PB
NOS	\$590	\$413	\$55	\$468	13.3%
NMFS	\$804	\$737	\$59	\$796	8.0%
OAR	\$380	\$349	\$20	\$369	5.7%
NWS	\$848	\$882	\$21	\$903	2.4%
NESDIS	\$952	\$1,034	(\$56)	\$978	(5.4%)
PS/OMAO	\$491	\$406	\$36	\$442	8.9%
Financing	(\$154)	(\$137)	(\$4)	(\$141)	-
Total	\$3,911	\$3,684	\$131	\$3,815	3.4%

New Requests and Increases for FY2008

- Coastal and Estuarine Land Conservation Program +\$15.0M
- IOOS Regional Observations +\$11.5M
- Supporting Gulf of Mexico Governors' Action Plan +\$5.0M
- Ocean Research Priorities Plan Implementation +\$10.0M
- Ocean Health Initiative +\$1.0M
- NWHI Marine National Monument +\$8.0M
- Penobscot River Restoration +\$10.0M
- Strengthen the U.S. Tsunami Warning Program +\$1.7M
- Hurricane Data Buoys Operations and Maintenance +\$3.0M
- Hurricane Forecast Modeling (HWRF) O&M: +\$1.0M

Continued Requests for FY2008

CZM Grants - \$66.1M

NERRS - \$16.8M

National Sea Grant College - \$54.9 M

Coastal Services Center – \$19.8M

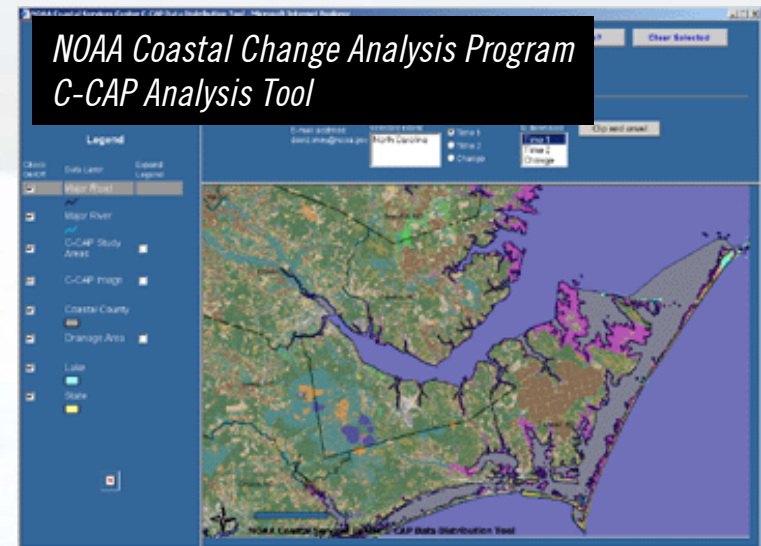
Coral - \$25.7M

Coastal Storms Program - \$2.8M

Delivering NOAA Products & Services

NOAA is continuing to develop more efficient approaches to accessing and using NOAA products and services

NOAA is working to improve delivery through its Regional Collaboration effort



Initial Regional Framework

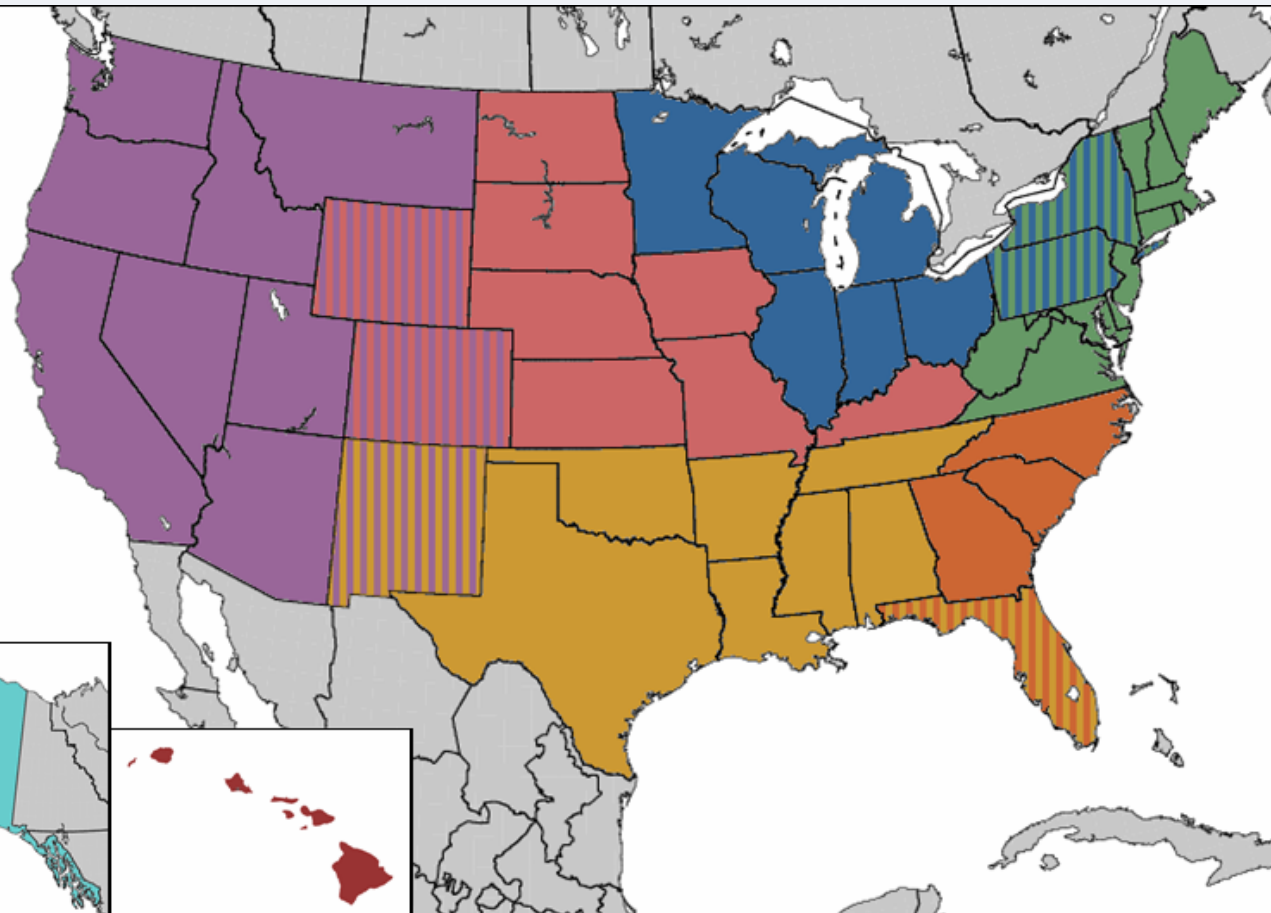
Two-Region States

Florida is in the Southern and South Atlantic regions.

New Mexico is in the Southern and Western regions.

Wyoming and Colorado are in the Central and the Western regions.

New York and Pennsylvania are in the North Atlantic region and the Great Lakes region.



Legend

- Western Region
- Central Region
- Great Lakes Region
- North Atlantic Region
- South Atlantic Region
- Southern Region
- Alaska Region
- Pacific Islands Region

Regional Collaboration Focuses NOAA Efforts



Hazard Resilient Coastal
Communities

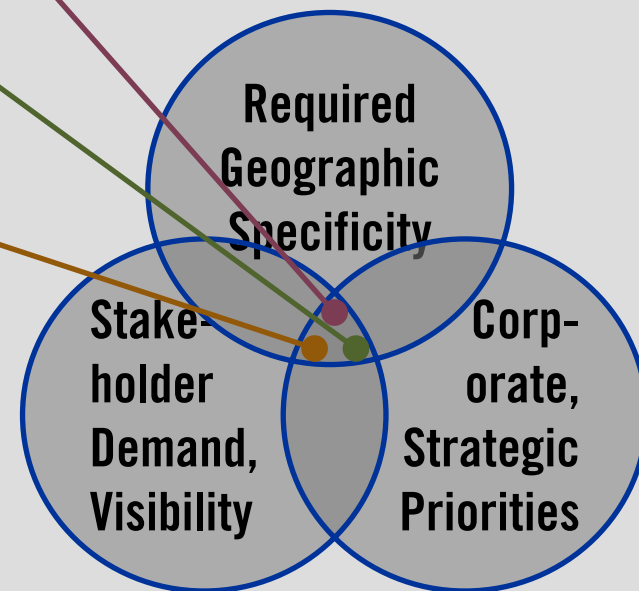


Integrated Ecosystem
Assessments



Integrated Water Resource
Services

These programmatic
priorities are at the
intersection of:



*All three service categories are
execution priorities for Fiscal Years
2007-2008.*

Moving Forward

NOAA is looking forward to working with the Coastal States to:

Continue the Coastal Management Dialog

Engage CZ managers on regional scale to effectively deliver NOAA products and services

- Need to know your priorities on a regional level
- Help us be creative in applying NOAA products and services to address CZM challenges.
- Tell us how NOAA can work together better to serve you

Reauthorize the CZMA



The
Susan Snow-Cotter

NOAA EXCELLENCE AWARD
for OCEAN *and* COASTAL RESOURCE
MANAGEMENT