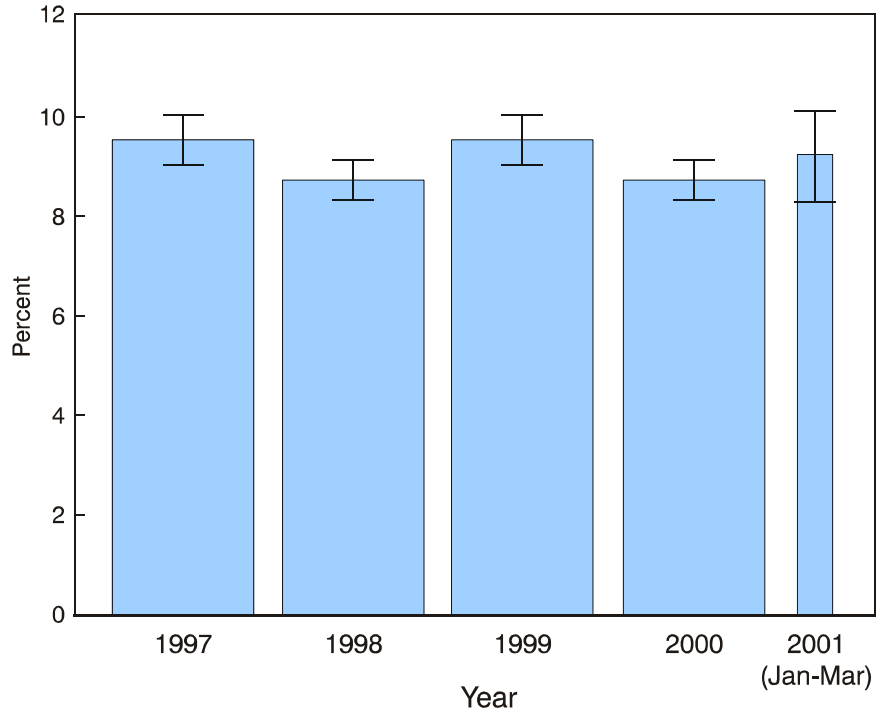


Figure 9.1. Percentage of adults aged 18 years and older with excessive alcohol consumption: United States, 1997-2001



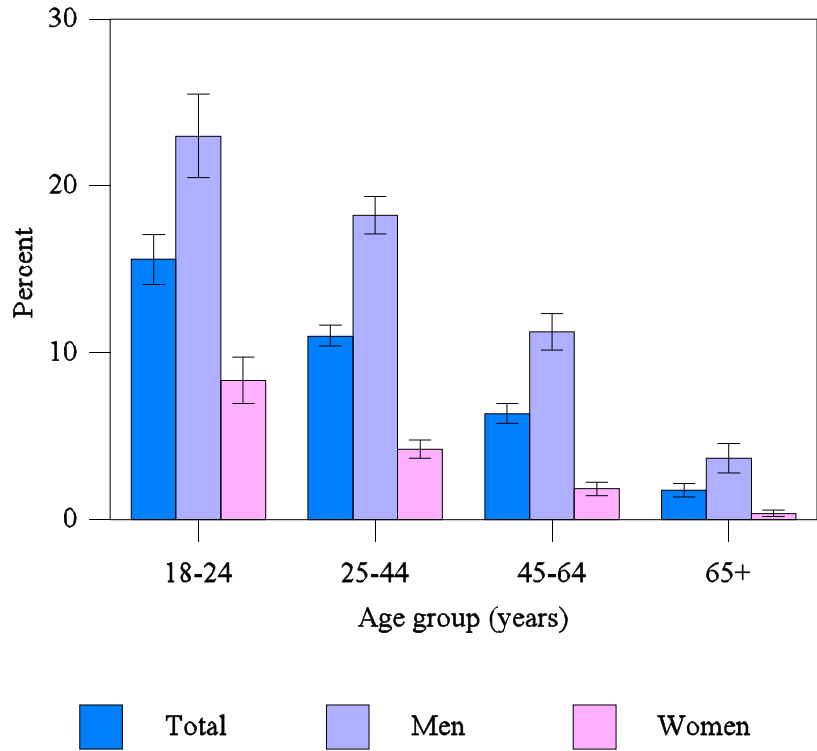
DATA SOURCE: Sample Adult Core component of the 1997-2001 National Health Interview Surveys. The estimate for the year 2001 was based on data collected from January-March.

NOTES: Excessive alcohol drinkers were defined as those who had ≥ 12 drinks of any type of alcoholic beverage in their lifetimes and consumed ≥ 5 drinks on one occasion at least 12 times during the past 12 months. The analysis excluded adults with unknown alcohol consumption. Brackets indicate 95% confidence intervals (CI).

! In early 2001, the percentage of adults with excessive alcohol consumption was 9.2% (95% CI = 8.3%-10.1%).

! There is no trend in the annual estimates of excessive alcohol consumption among U.S. adults since 1997 (9.5% in 1997, 8.7% in 1998, 9.5% in 1999, and 8.7% in 2000).

Figure 9.2. Percentage of adults aged 18 years and older with excessive alcohol consumption, by age group and sex: United States, 2000

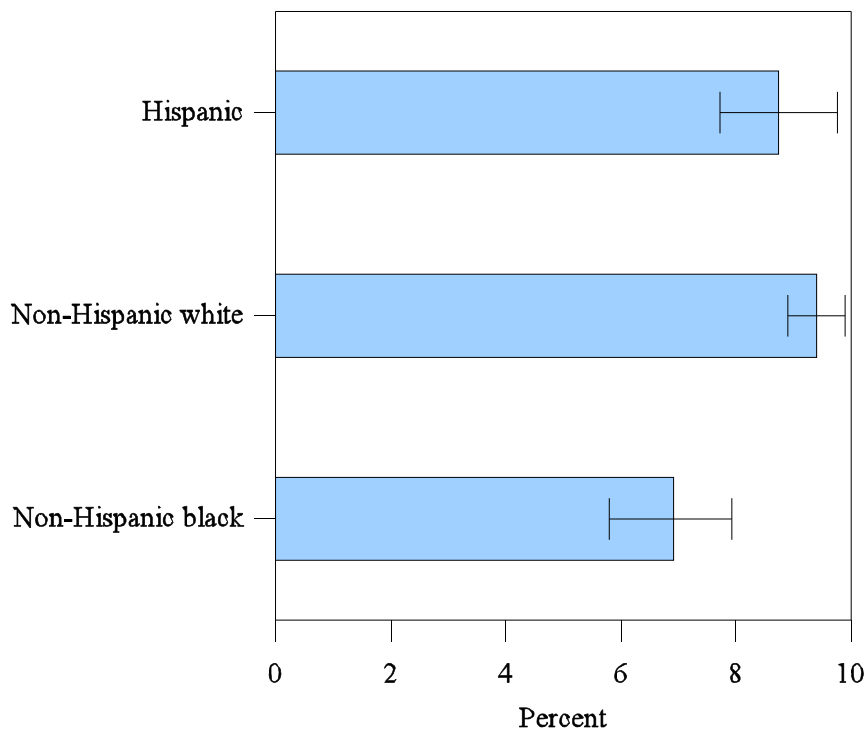


DATA SOURCE: Sample Adult Core component of the 2000 National Health Interview Survey.

NOTES: Excessive alcohol drinkers were defined as those who had ≥ 12 drinks of any type of alcoholic beverage in their lifetime *and* consumed ≥ 5 drinks on one occasion at least 12 times during the past 12 months. The analysis excluded 898 adults with unknown alcohol consumption. Brackets indicate 95% confidence intervals.

- ! For both men and women, younger adults were more likely to drink excessively than older adults. For men, the percentage of adults with excessive alcohol consumption was 23.0% for age group 18-24 years, 18.3% for age group 25-44 years, 11.3% for age group 45-64 years, and 3.7% for age group 65 years and older. For women, these percentages were 8.4%, 4.2%, 1.8% and 0.4%, respectively.
- ! Men were more likely than women to drink excessively for all four age groups.

Figure 9.3. Age-sex-adjusted percentage of adults aged 18 years and older with excessive alcohol consumption, by race/ethnicity: United States, 2000



DATA SOURCE: Sample Adult Core component of the 2000 National Health Interview Survey.

NOTES: Excessive alcohol drinkers were defined as those who had ≥ 12 drinks of any type of alcoholic beverage in their lifetime *and* consumed ≥ 5 drinks on one occasion at least 12 times during the past 12 months. The analysis excluded 898 adults with unknown alcohol consumption. Brackets indicate 95% confidence intervals (CI).

! The age-sex-adjusted percentage of adults with excessive alcohol consumption during the past 12 months was higher for non-Hispanic whites (9.4%) than for non-Hispanic blacks (6.9%).

Data tables for figures 9.1-9.3:

Figure 9.1. Percentage of adults aged 18 years and older with excessive alcohol consumption: United States, 1997-2001

Year	Percent	95% Confidence Interval
1997	9.5	9.0-10.0
1998	8.7	8.3-9.1
1999	9.5	9.0-10.0
2000	8.7	8.3-9.1
2001 (Jan-Mar)	9.2	8.3-10.1

Figure 9.2. Percentage of adults aged 18 years and older with excessive alcohol consumption, by age group and sex: United States, 2000

Age and Sex	Percent	95% Confidence Interval
18-24 years		
Total	15.6	14.1-17.1
Men	23.0	20.5-25.5
Women	8.4	6.9-9.8
25-44 years		
Total	11.0	10.4-11.7
Men	18.3	17.1-19.4
Women	4.2	3.7-4.8
45-64 years		
Total	6.4	5.8-7.0
Men	11.3	10.2-12.4
Women	1.8	1.4-2.3
65 years and older		
Total	1.8	1.4-2.2
Men	3.7	2.8-4.6
Women	0.4	0.2-0.6

Figure 9.3. Age-sex-adjusted percentage of adults aged 18 years and older with excessive alcohol consumption, by race/ethnicity: United States, 2000

Race/Ethnicity	Percent	95% Confidence interval
Hispanic	8.7	7.7-9.8
Non-Hispanic white	9.4	8.9-9.9
Non-Hispanic black	6.9	5.8-7.9