

United States
Department of
Agriculture

Grazing Statistical Summary

Forest Service
Range Management

January 2003

FY 2002





Idaho fescue, *Festuca idahoensis* Elmer

**USDA FOREST SERVICE
RANGE MANAGEMENT**

GRAZING STATISTICAL SUMMARY

2002

CONTENTS

Page

Introduction	iii
National Summaries	1
National Permitted/Authorized Use Trend Charts	2
Western Regions (1-6)	7
Eastern Regions (8-9)	10
Regional Summaries	13
Permitted/Authorized Use by Region Charts	14
Region 1 - Northern Region	16
Region 2 - Rocky Mountain Region	20
Region 3 - Southwestern Region	24
Region 4 - Intermountain Region	28
Region 5 - Pacific Southwest Region	32
Region 6 - Pacific Northwest Region	36
Region 8 - Southern Region	40
Region 9 - Eastern Region	44
State Summaries	46
Alabama	47
Arizona	48
Arkansas	49
California	50
Colorado	53
Florida	56
Georgia	57
Idaho	58
Illinois	61
Indiana	62
Kansas	63
Louisiana	64
Michigan	65
Minnesota	66
Mississippi	67
Missouri	68
Montana	69
Nebraska	70
Nevada	73
New Mexico	74
New York	77
North Carolina	78
North Dakota	79
Ohio	80
Oklahoma	81

<u>Oregon</u>	84
<u>South Dakota</u>	87
<u>Texas</u>	90
<u>Utah</u>	93
<u>Vermont</u>	94
<u>Virginia</u>	95
<u>Washington</u>	96
<u>West Virginia</u>	97
<u>Wyoming</u>	98
<u>Regulations</u>	101
<u>Report Definitions</u>	106
<u>Grazing Permit Types and Type Codes</u>	107

INTRODUCTION

An important part of the Forest Service's Range Management Program is providing information about all aspects of rangeland vegetation management on National Forest System lands. This report, published annually, provides statistics on grazing use for Congress, our partners, permittees, the livestock industry, other institutions or agencies, or anyone interested in the use of the National Forest System rangeland vegetation.

Livestock grazing is permitted on over 95 million acres of National Forest System lands spread across 34 States. Grazing use is administered through a grazing permit system. The Forest Service administers approximately 7,509 paid permits for 8.26 million head months (HMs) of authorized grazing by cattle, horses, sheep, and goats. An HM is the amount of time in months that an animal spends on National Forest System lands. The data collected is also reported in animal unit months (AUMs), which can be equated to the amount of forage required to support a mature 1,000 lb cow or its equivalent for 1 month.

REPORT CALCULATIONS

Permittees holding paid permits are not counted in other categories. Private land, and wild horse and burro data are not included in totals.

DISCLAIMER

The data for this report was collected at the end of calendar year 2002. It provides a snapshot look at the 2002 grazing season. In fiscal year 1998 the Forest Service decommissioned the Data General computer system and upgraded to the IBM RISC 6000 platform. Data that was in the Forest Service Range Management Information System was exported to a flat file format and placed in storage while a new database system was being developed. No digital data records were available for fiscal year 1999 as a new database system was under development. This is the third report under the new Infrastructure database system. Data records that were acquired for this report represent the best available data from regions, forests, and districts at the time the data records were accumulated into one data set. The data set is not considered to be 100% accurate as several units were unable to meet data entry deadlines due to system availability, extreme fire and drought conditions in several regions, and lack of resources to complete the tasks. While subsequent data queries should provide more accurate data sets, and improve the data reliability, caution should be taken when using this data, as it should not be misrepresented as a 100% accurate data set.

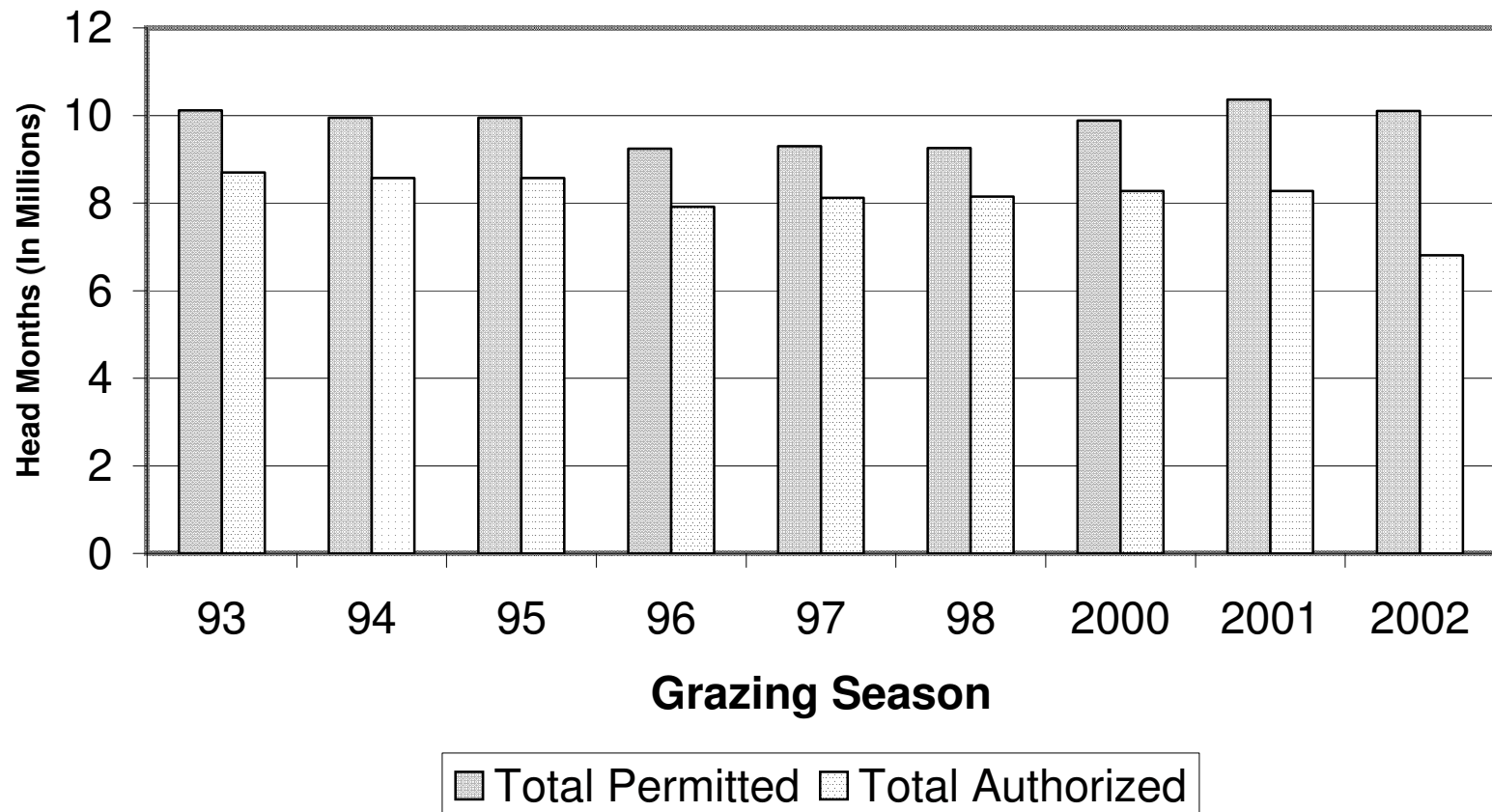
Photo Credit:

Reserve Ranger District, Gila National Forest, New Mexico. Photo taken in 1993 by Randy Wilkerson, Region 3 Rangeland Management Specialist.

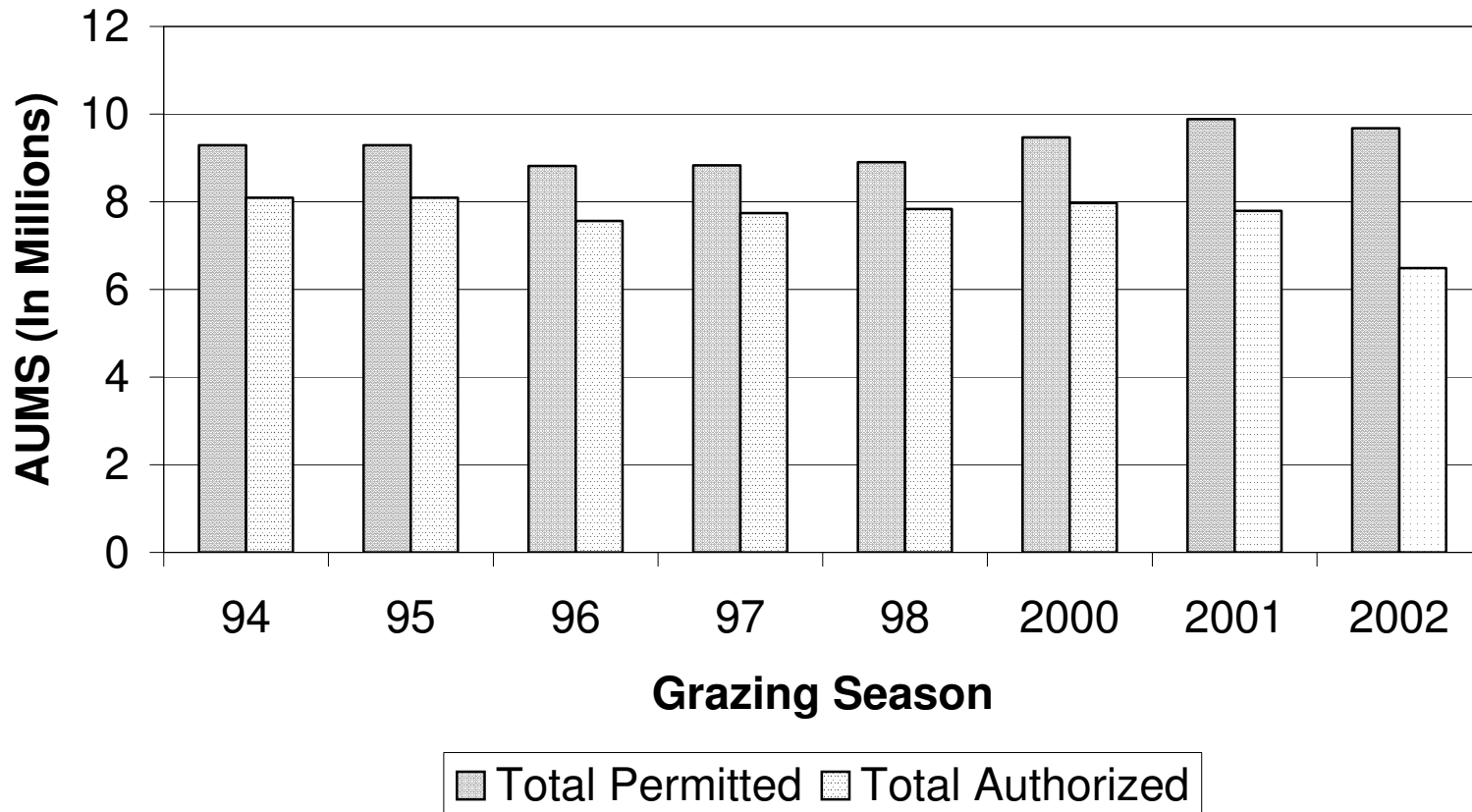
2002
GRAZING STATISTICAL SUMMARY
NATIONAL SUMMARY



Permitted vs Authorized Use



Permitted vs Authorized Use



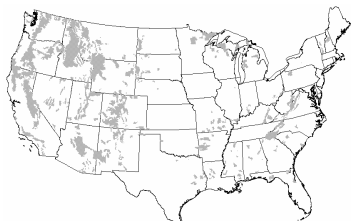
**US DEPARTMENT OF AGRICULTURE – FOREST SERVICE
ANNUAL GRAZING STATISTICAL REPORT
GRAZING SEASON 2002**



NATIONAL FOREST SYSTEM – ALL REGIONS

	Number of Permittees	CATTLE		HORSES & BURROS		SHEEP & GOATS		TOTAL	
		NUMBER	HMS AUMS	NUMBER	HMS AUMS	NUMBER	HMS AUMS	NUMBER	HMS AUMS
PERMITTED TO GRAZE	7,750	1,311,393	6,940,345	8,737	38,126	1,050,932	3,123,965	2,371,062	10,102,436
			8,736,609		44,995		893,708		9,675,312
AUTHORIZED TO GRAZE PAID PERMITS	7,089	1,068,818	4,580,705	5,697	27,495	909,419	2,201,188	1,983,934	6,809,388
			5,826,690		32,232		630,056		6,488,978
FREE USE	14	501	4,307	267	1,581	2,200	8,934	2,968	14,822
			5,685		1,897		2,345		9,927
PRIVATE LANDS	599	27,306	119,454	166	1,423	8,146	16,964	35,618	137,841
			153,221		1,707		4,800		159,728
CROSSING	1	0	0	0	0	1,350	276	1,350	276
			0		0		83		83
TOTAL AUTHORIZED	7,104	1,069,319	4,585,012	5,964	29,076	912,969	2,210,398	1,988,252	6,824,486
			5,832,375		34,129		632,484		6,498,988
TOTAL UN-AUTHORIZED	22	1,623	1,292	142	221	2,658	6,220	4,423	7,733
			1,531		292		1,866		3,689
WILD HORSES	0	0	0	2,108	25,071	0	0	2,108	25,071
			0		30,086		0		30,086
WILD BURROS	0	0	0	136	1,631	0	0	136	1,631
			0		978		0		978

**US DEPARTMENT OF AGRICULTURE – FOREST SERVICE
ANNUAL GRAZING STATISTICAL REPORT
GRAZING SEASON 2002**

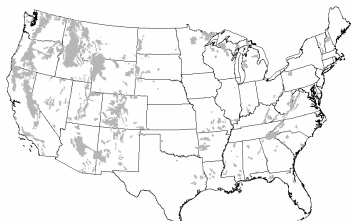


NATIONAL FORESTS – ALL REGIONS



	Number of Permittees	CATTLE		HORSES & BURROS		SHEEP & GOATS		TOTAL	
		NUMBER	HMS AUMS	NUMBER	HMS AUMS	NUMBER	HMS AUMS	NUMBER	HMS AUMS
PERMITTED TO GRAZE	7,106	1,106,824	5,289,859	8,240	32,612	1,027,293	2,866,837	2,142,357	8,189,308
			6,687,430		38,384		830,397		7,556,211
AUTHORIZED TO GRAZE PAID PERMITS	6,634	964,431	3,890,546	5,659	26,844	906,431	2,160,748	1,876,521	6,078,138
			4,962,344		31,458		621,055		5,614,857
FREE USE	14	501	4,307	267	1,581	2,200	8,934	2,968	14,822
			5,685		1,897		2,345		9,927
PRIVATE LANDS	496	22,396	90,174	91	1,112	8,132	16,894	30,619	108,180
			115,264		1,334		4,779		121,377
CROSSING	1	0	0	0	0	1,350	276	1,350	276
			0		0		83		83
TOTAL AUTHORIZED	6,649	964,932	3,894,853	5,926	28,425	909,981	2,169,958	1,880,839	6,093,236
			4,968,029		33,355		623,483		5,624,867
TOTAL UN-AUTHORIZED	19	1,222	690	142	221	2,658	6,220	4,022	7,131
			906		292		1,866		3,064
WILD HORSES	0	0	0	2,108	25,071	0	0	2,108	25,071
			0		30,086		0		30,086
WILD BURROS	0	0	0	136	1,631	0	0	136	1,631
			0		978		0		978

**US DEPARTMENT OF AGRICULTURE – FOREST SERVICE
ANNUAL GRAZING STATISTICAL REPORT
GRAZING SEASON 2002**

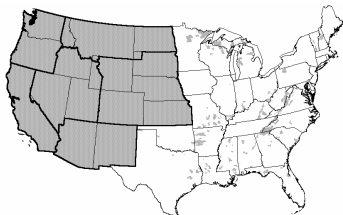


NATIONAL GRASSLANDS – ALL REGIONS



	Number of Permittees	CATTLE		HORSES & BURROS		SHEEP & GOATS		TOTAL	
		NUMBER	HMS AUMS	NUMBER	HMS AUMS	NUMBER	HMS AUMS	NUMBER	HMS AUMS
PERMITTED TO GRAZE	644	204,569	1,650,486	497	5,514	23,639	257,128	228,705	1,913,128
			2,049,179				6,611		
AUTHORIZED TO GRAZE PAID PERMITS	455	104,387	690,159	38	651	2,988	40,440	107,413	731,250
			864,346				774		
FREE USE									
PRIVATE LANDS	103	4,910	29,280	75	311	14	70	4,999	29,661
			37,957				373		
CROSSING									
TOTAL AUTHORIZED	455	104,387	690,159	38	651	2,988	40,440	107,413	731,250
			864,346				774		
TOTAL UN-AUTHORIZED	3	401	602	0	0	0	0	401	602
WILD HORSES									
WILD BURROS									

**US DEPARTMENT OF AGRICULTURE – FOREST SERVICE
ANNUAL GRAZING STATISTICAL REPORT
GRAZING SEASON 2002**

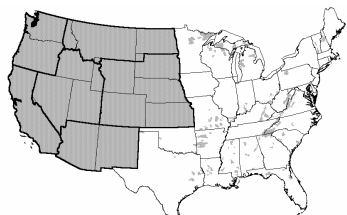


**NATIONAL FOREST SYSTEM – WESTERN REGIONS
REGIONS (1- 6)**



	Number of Permittees	CATTLE		HORSES & BURROS		SHEEP & GOATS		TOTAL	
		NUMBER	HMS AUMS	NUMBER	HMS AUMS	NUMBER	HMS AUMS	NUMBER	HMS AUMS
PERMITTED TO GRAZE	7,462	1,300,279	6,859,872	8,515	35,835	1,050,876	3,123,681	2,359,670	10,019,388
			8,635,788		42,893		893,623		9,572,304
AUTHORIZED TO GRAZE PAID PERMITS	6,830	1,059,651	4,514,590	5,475	25,103	909,363	2,200,904	1,974,489	6,740,597
			5,742,144		30,010		629,971		6,402,125
FREE USE	13	451	3,707	267	1,581	2,200	8,934	2,918	14,222
			4,893		1,897		2,345		9,135
PRIVATE LANDS	599	27,306	119,454	166	1,423	8,146	16,964	35,618	137,841
			153,221		1,707		4,800		159,728
CROSSING	1	0	0	0	0	1,350	276	1,350	276
			0		0		83		83
TOTAL AUTHORIZED	6,844	1,060,102	4,518,297	5,742	26,684	912,913	2,210,114	1,978,757	6,755,095
			5,747,037		31,907		632,399		6,411,343
TOTAL UN-AUTHORIZED	21	1,613	1,289	142	221	2,658	6,220	4,413	7,730
			1,528		292		1,866		3,686
WILD HORSES	0	0	0	2,108	25,071	0	0	2,108	25,071
			0		30,086		0		30,086
WILD BURROS	0	0	0	136	1,631	0	0	136	1,631
			0		978		0		978

**US DEPARTMENT OF AGRICULTURE – FOREST SERVICE
ANNUAL GRAZING STATISTICAL REPORT
GRAZING SEASON 2002**

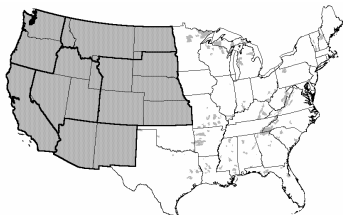


**NATIONAL FORESTS – WESTERN REGIONS
REGIONS (1- 6)**



	Number of Permittees	CATTLE		HORSES & BURROS		SHEEP & GOATS		TOTAL	
		NUMBER	HMS AUMS	NUMBER	HMS AUMS	NUMBER	HMS AUMS	NUMBER	HMS AUMS
PERMITTED TO GRAZE	6,846	1,096,464	5,217,867	8,018	30,321	1,027,237	2,866,553	2,131,719	8,114,741
			6,597,465				36,282		
AUTHORIZED TO GRAZE PAID PERMITS	6,400	955,954	3,829,784	5,437	24,452	906,375	2,160,464	1,867,766	6,014,700
			4,884,731				29,236		
FREE USE	13	451	3,707	267	1,581	2,200	8,934	2,918	14,222
			4,893				1,897		
PRIVATE LANDS	496	22,396	90,174	91	1,112	8,132	16,894	30,619	108,180
			115,264				1,334		
CROSSING	1	0	0	0	0	1,350	276	1,350	276
			0				0		
TOTAL AUTHORIZED	6,414	956,405	3,833,491	5,704	26,033	909,925	2,169,674	1,872,034	6,029,198
			4,889,624				31,133		
TOTAL UN-AUTHORIZED	18	1,212	687	142	221	2,658	6,220	4,012	7,128
			903				292		
WILD HORSES	0	0	0	2,108	25,071	0	0	2,108	25,071
			0				30,086		
WILD BURROS	0	0	0	136	1,631	0	0	136	1,631
			0				978		

**US DEPARTMENT OF AGRICULTURE – FOREST SERVICE
ANNUAL GRAZING STATISTICAL REPORT
GRAZING SEASON 2002**

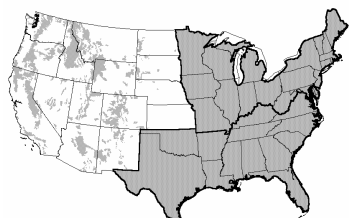


**NATIONAL GRASSLANDS – WESTERN REGIONS
REGIONS (1- 6)**



	Number of Permittees	CATTLE		HORSES & BURROS		SHEEP & GOATS		TOTAL	
		NUMBER	HMS AUMS	NUMBER	HMS AUMS	NUMBER	HMS AUMS	NUMBER	HMS AUMS
PERMITTED TO GRAZE	616	203,815	1,642,005	497	5,514	23,639	257,128	227,951	1,904,647
			2,038,323		6,611		63,311		2,108,245
AUTHORIZED TO GRAZE PAID PERMITS	430	103,697	684,806	38	651	2,988	40,440	106,723	725,897
			857,413		774		9,001		867,188
FREE USE									
PRIVATE LANDS	103	4,910	29,280	75	311	14	70	4,999	29,661
			37,957		373		21		38,351
CROSSING									
TOTAL AUTHORIZED	430	103,697	684,806	38	651	2,988	40,440	106,723	725,897
			857,413		774		9,001		867,188
TOTAL UN-AUTHORIZED	3	401	602	0	0	0	0	401	602
WILD HORSES									
WILD BURROS									

**US DEPARTMENT OF AGRICULTURE – FOREST SERVICE
ANNUAL GRAZING STATISTICAL REPORT
GRAZING SEASON 2002**



**NATIONAL FOREST SYSTEM – EASTERN REGIONS
REGIONS (8 – 9)**



	Number of Permittees	CATTLE		HORSES & BURROS		SHEEP & GOATS		TOTAL	
		NUMBER	HMS AUMS	NUMBER	HMS AUMS	NUMBER	HMS AUMS	NUMBER	HMS AUMS
PERMITTED TO GRAZE	288	11,114	80,473	222	2,291	56	284	11,392	83,048
			100,821		2,102		85		103,008
AUTHORIZED TO GRAZE PAID PERMITS	259	9,167	66,115	222	2,392	56	284	9,445	68,791
			84,546		2,222		85		86,853
FREE USE	1	50	600	0	0	0	0	50	600
			792		0		0		792
PRIVATE LANDS									
CROSSING									
TOTAL AUTHORIZED	260	9,217	66,715	222	2,392	56	284	9,495	69,391
			85,338		2,222		85		87,645
TOTAL UN-AUTHORIZED	1	10	3	0	0	0	0	10	3
			3		0		0		3
WILD HORSES									
WILD BURROS									

**US DEPARTMENT OF AGRICULTURE – FOREST SERVICE
ANNUAL GRAZING STATISTICAL REPORT
GRAZING SEASON 2002**

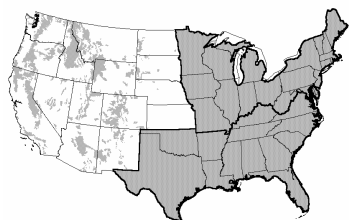


**NATIONAL FORESTS – EASTERN REGIONS
REGIONS (8 – 9)**



	Number of Permittees	CATTLE		HORSES & BURROS		SHEEP & GOATS		TOTAL	
		NUMBER	HMS AUMS	NUMBER	HMS AUMS	NUMBER	HMS AUMS	NUMBER	HMS AUMS
PERMITTED TO GRAZE	260	10,360	71,992	222	2,291	56	284	10,638	74,567
			89,965		2,102		85		92,152
AUTHORIZED TO GRAZE PAID PERMITS	234	8,477	60,762	222	2,392	56	284	8,755	63,438
			77,613		2,222		85		79,920
FREE USE	1	50	600	0	0	0	0	50	600
			792		0		0		792
PRIVATE LANDS									
CROSSING									
TOTAL AUTHORIZED	235	8,527	61,362	222	2,392	56	284	8,805	64,038
			78,405		2,222		85		80,712
TOTAL UN-AUTHORIZED	1	10	3	0	0	0	0	10	3
			3		0		0		3
WILD HORSES									
WILD BURROS									

**US DEPARTMENT OF AGRICULTURE – FOREST SERVICE
ANNUAL GRAZING STATISTICAL REPORT
GRAZING SEASON 2002**



**NATIONAL GRASSLANDS – EASTERN REGIONS
REGIONS (8 – 9)**

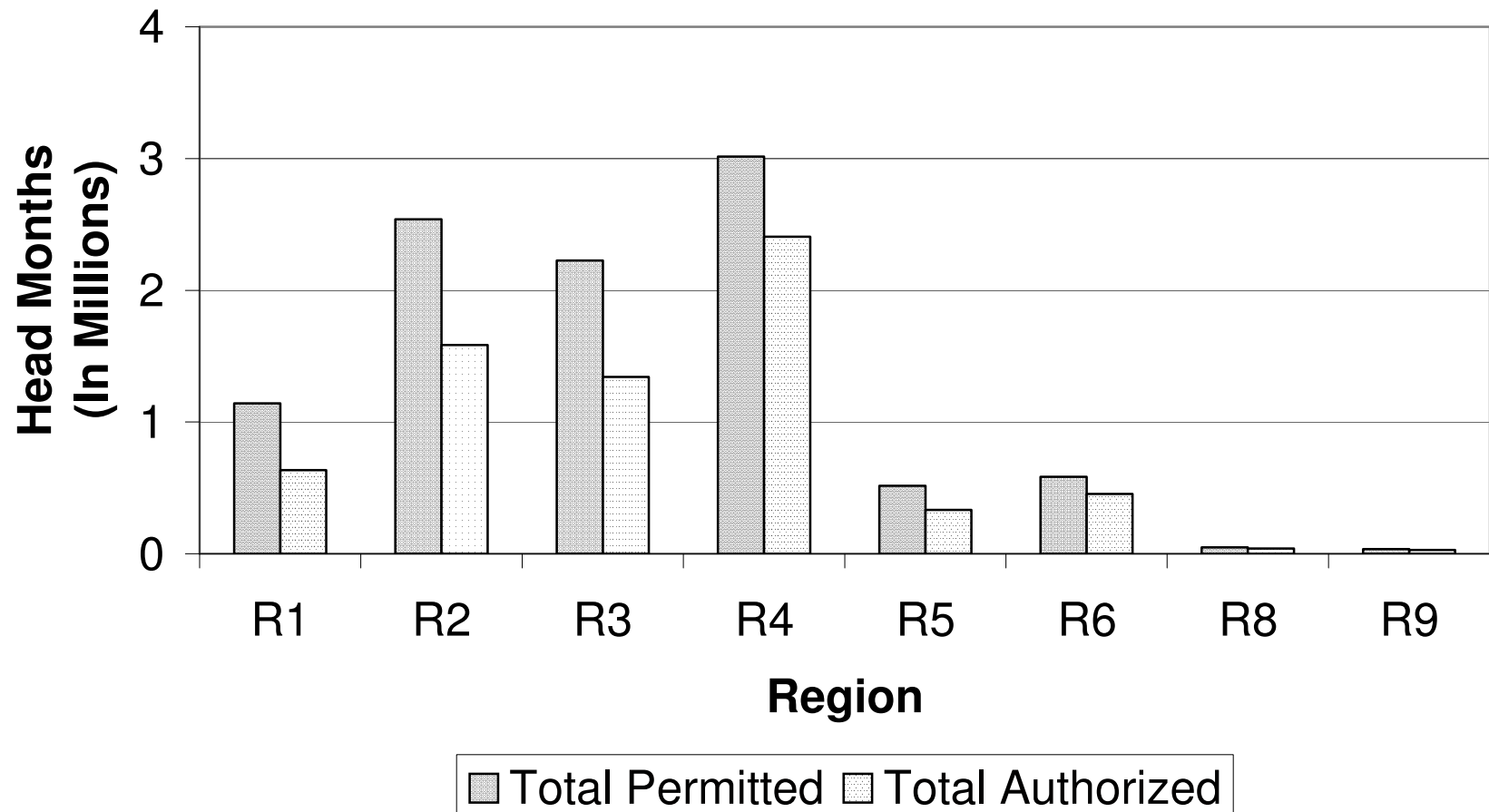


	Number of Permittees	CATTLE		HORSES & BURROS		SHEEP & GOATS		TOTAL	
		NUMBER	HMS AUMS	NUMBER	HMS AUMS	NUMBER	HMS AUMS	NUMBER	HMS AUMS
PERMITTED TO GRAZE	28	754	8,481	0	0	0	0	754	8,481
			10,856		0		0		10,856
AUTHORIZED TO GRAZE PAID PERMITS	25	690	5,353	0	0	0	0	690	5,353
			6,933		0		0		6,933
FREE USE									
PRIVATE LANDS									
CROSSING									
TOTAL AUTHORIZED	25	690	5,353	0	0	0	0	690	5,353
			6,933		0		0		6,933
TOTAL UN-AUTHORIZED									
WILD HORSES									
WILD BURROS									

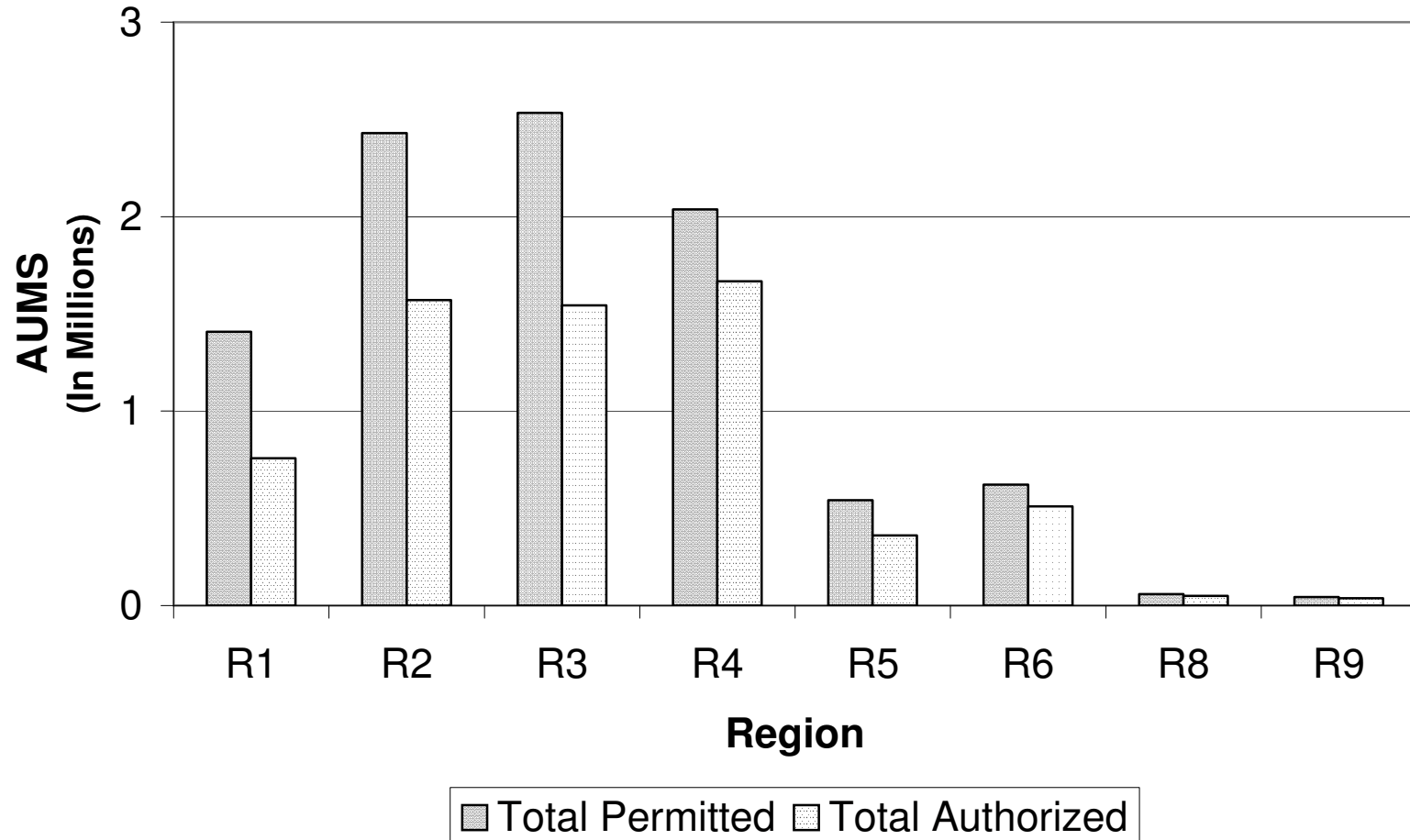
**2002
GRAZING STATISTICAL SUMMARY
REGIONAL SUMMARY**



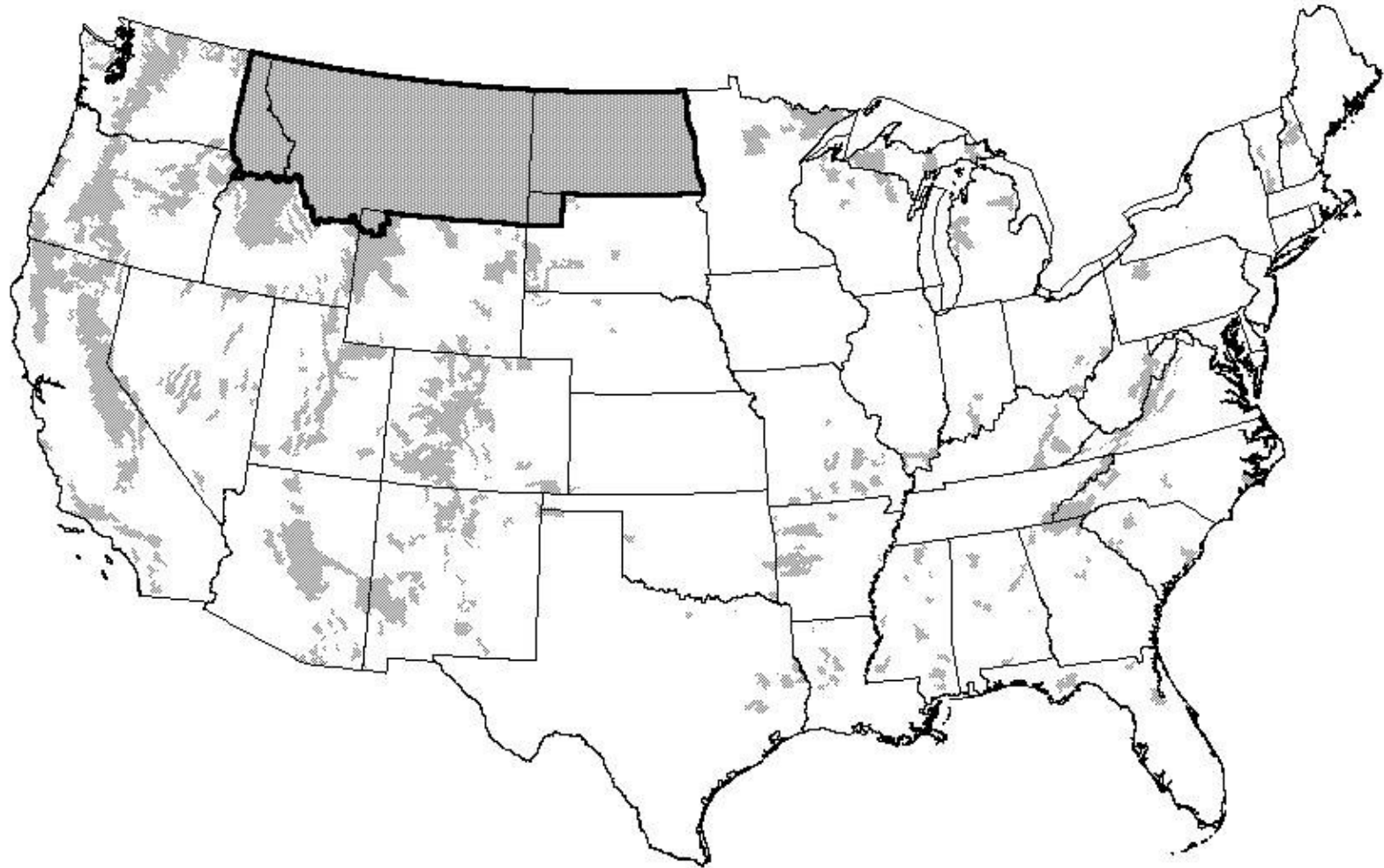
Permitted & Authorized Use by Region (2002 Grazing Season)



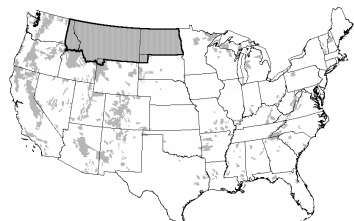
Permitted & Authorized Use by Region (2002 Grazing Season)



NORTHERN REGION – (REGION 1)



**US DEPARTMENT OF AGRICULTURE – FOREST SERVICE
ANNUAL GRAZING STATISTICAL REPORT
GRAZING SEASON 2002**

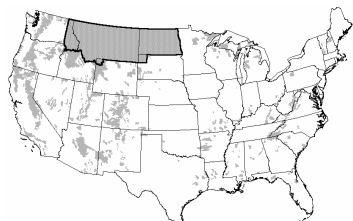


**NATIONAL FOREST SYSTEM – NORTHERN REGION
REGION 1**



	Number of Permittees	CATTLE		HORSES & BURROS		SHEEP & GOATS		TOTAL	
		NUMBER	HMS AUMS	NUMBER	HMS AUMS	NUMBER	HMS AUMS	NUMBER	HMS AUMS
PERMITTED TO GRAZE	1,161	218,505	1,066,276	3,397	10,539	26,128	65,045	248,030	1,141,860
			1,377,429		12,648		18,557		1,408,634
AUTHORIZED TO GRAZE PAID PERMITS	1,100	151,042	578,146	1,074	3,465	22,473	52,726	174,589	634,337
			736,862		4,159		15,541		756,562
FREE USE	3	0	0	102	848	0	0	102	848
			0		1,017		0		1,017
PRIVATE LANDS	249	12,003	50,858	6	111	14	2,280	12,023	53,249
			65,421		133		623		66,177
CROSSING									
TOTAL AUTHORIZED	1,103	151,042	578,146	1,176	4,313	22,473	52,726	174,691	635,185
			736,862		5,176		15,541		757,579
TOTAL UN-AUTHORIZED	2	189	67	0	0	0	0	189	67
			88		0		0		88
WILD HORSES									
WILD BURROS									

**US DEPARTMENT OF AGRICULTURE – FOREST SERVICE
ANNUAL GRAZING STATISTICAL REPORT
GRAZING SEASON 2002**

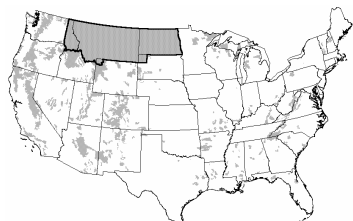


**NATIONAL FORESTS – NORTHERN REGION
REGION 1**



	Number of Permittees	CATTLE		HORSES & BURROS		SHEEP & GOATS		TOTAL	
		NUMBER	HMS AUMS	NUMBER	HMS AUMS	NUMBER	HMS AUMS	NUMBER	HMS AUMS
PERMITTED TO GRAZE	1,030	135,053	507,286	3,002	7,195	24,405	59,688	162,460	574,169
			649,569		8,635		17,175		675,379
AUTHORIZED TO GRAZE PAID PERMITS	974	126,986	440,463	1,071	3,456	20,750	45,026	148,807	488,945
			555,714		4,148		13,507		573,369
FREE USE	3	0	0	102	848	0	0	102	848
			0		1,017		0		1,017
PRIVATE LANDS	164	7,667	24,984	6	111	0	2,210	7,673	27,305
			31,734		133		602		32,469
CROSSING									
TOTAL AUTHORIZED	977	126,986	440,463	1,173	4,304	20,750	45,026	148,909	489,793
			555,714		5,165		13,507		574,386
TOTAL UN-AUTHORIZED	2	189	67	0	0	0	0	189	67
			88		0		0		88
WILD HORSES									
WILD BURROS									

**US DEPARTMENT OF AGRICULTURE – FOREST SERVICE
ANNUAL GRAZING STATISTICAL REPORT
GRAZING SEASON 2002**

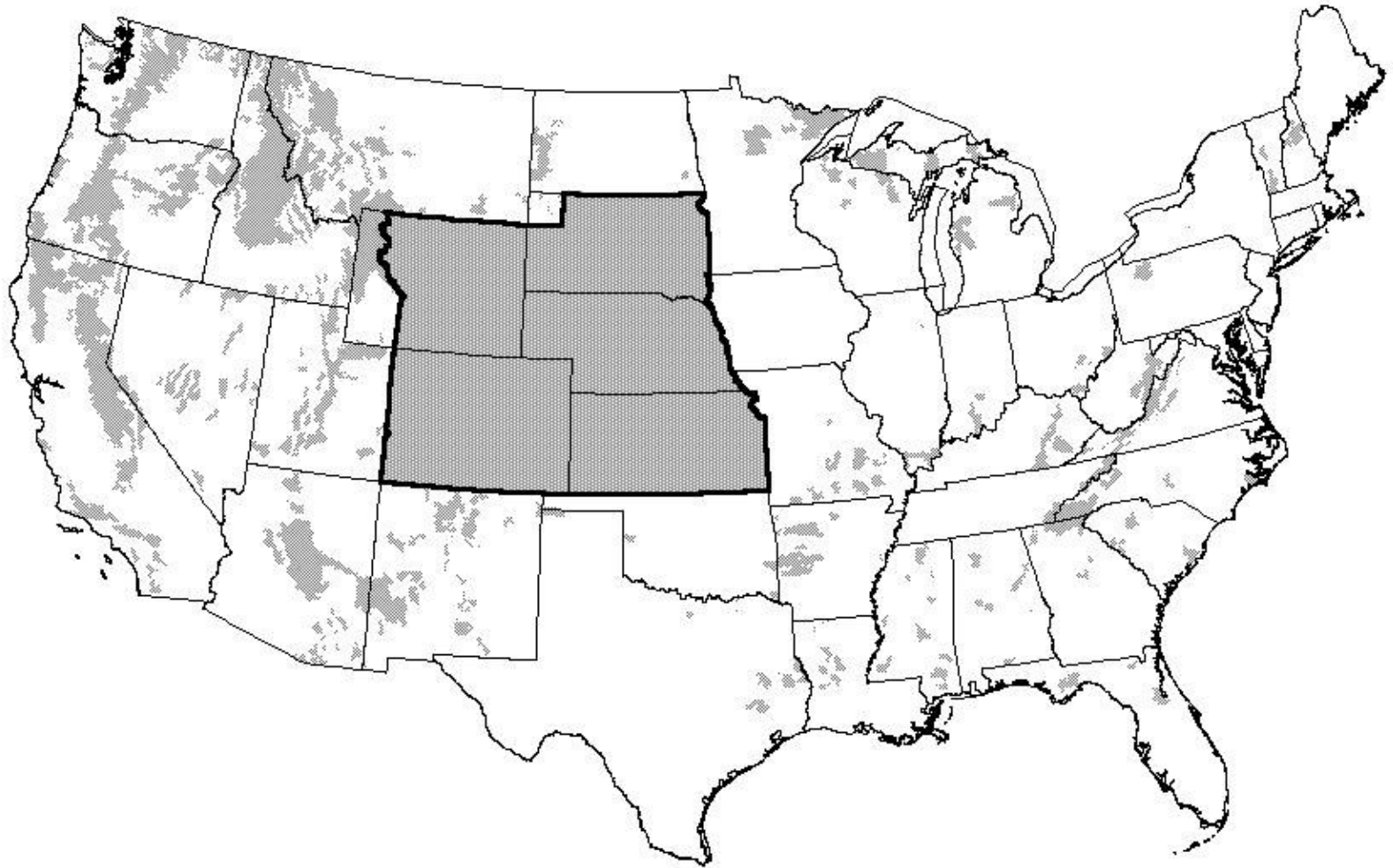


**NATIONAL GRASSLANDS – NORTHERN REGION
REGION 1**

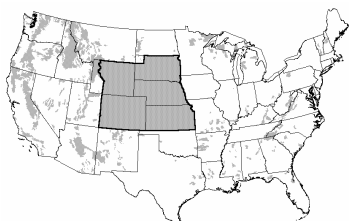


	Number of Permittees	CATTLE		HORSES & BURROS		SHEEP & GOATS		TOTAL	
		NUMBER	HMS AUMS	NUMBER	HMS AUMS	NUMBER	HMS AUMS	NUMBER	HMS AUMS
PERMITTED TO GRAZE	131	83,452	558,990	395	3,344	1,723	5,357	85,570	567,691
			727,860		4,013		1,382		733,255
AUTHORIZED TO GRAZE PAID PERMITS	126	24,056	137,683	3	9	1,723	7,700	25,782	145,392
			181,148		11		2,034		183,193
FREE USE									
PRIVATE LANDS	85	4,336	25,874	0	0	14	70	4,350	25,944
			33,687		0		21		33,708
CROSSING	126	24,056	137,683	3	9	1,723	7,700	25,782	145,392
			181,148		11		2,034		183,193
TOTAL AUTHORIZED									
TOTAL UN-AUTHORIZED									
WILD HORSES									
WILD BURROS									

ROCKY MOUNTAIN REGION – (REGION 2)



**US DEPARTMENT OF AGRICULTURE – FOREST SERVICE
ANNUAL GRAZING STATISTICAL REPORT
GRAZING SEASON 2002**

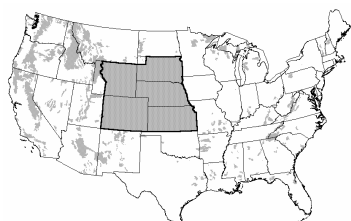


**NATIONAL FOREST SYSTEM – ROCKY MOUNTAIN REGION
REGION 2**



	Number of Permittees	CATTLE		HORSES & BURROS		SHEEP & GOATS		TOTAL	
		NUMBER	HMS AUMS	NUMBER	HMS AUMS	NUMBER	HMS AUMS	NUMBER	HMS AUMS
PERMITTED TO GRAZE	1,657	341,934	1,782,877	2,013	8,580	240,192	748,161	584,139	2,539,618
			2,210,227		10,288		208,759		2,429,274
AUTHORIZED TO GRAZE PAID PERMITS	1,389	271,508	1,141,630	1,412	5,122	184,640	436,374	457,560	1,583,126
			1,439,761		6,138		125,260		1,571,159
FREE USE	3	0	0	83	262	0	0	83	262
			0		314		0		314
PRIVATE LANDS	81	4,331	17,112	75	311	0	0	4,406	17,423
			20,550		373		0		20,923
CROSSING	1	0	0	0	0	1,350	276	1,350	276
			0		0		83		83
TOTAL AUTHORIZED	1,393	271,508	1,141,630	1,495	5,384	185,990	436,650	458,993	1,583,664
			1,439,761		6,452		125,343		1,571,556
TOTAL UN-AUTHORIZED	4	322	332	0	0	0	0	322	332
			351		0		0		351
WILD HORSES									
WILD BURROS									

**US DEPARTMENT OF AGRICULTURE – FOREST SERVICE
ANNUAL GRAZING STATISTICAL REPORT
GRAZING SEASON 2002**

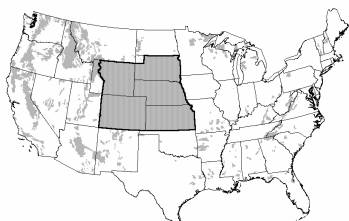


**NATIONAL FORESTS – ROCKY MOUNTAIN REGION
REGION 2**



	Number of Permittees	CATTLE		HORSES & BURROS		SHEEP & GOATS		TOTAL	
		NUMBER	HMS AUMS	NUMBER	HMS AUMS	NUMBER	HMS AUMS	NUMBER	HMS AUMS
PERMITTED TO GRAZE	1,387	242,519	938,086	1,939	6,608	218,276	496,390	462,734	1,441,084
			1,171,671		7,928		146,830		1,326,429
AUTHORIZED TO GRAZE PAID PERMITS	1,281	216,752	772,257	1,405	4,678	183,375	403,634	401,532	1,180,569
			964,147		5,613		118,293		1,088,053
FREE USE	3	0	0	83	262	0	0	83	262
			0		314		0		314
PRIVATE LANDS	63	3,757	13,706	0	0	0	0	3,757	13,706
			16,280		0		0		16,280
CROSSING	1	0	0	0	0	1,350	276	1,350	276
			0		0		83		83
TOTAL AUTHORIZED	1,285	216,752	772,257	1,488	4,940	184,725	403,910	402,965	1,181,107
			964,147		5,927		118,376		1,088,450
TOTAL UN-AUTHORIZED	2	167	14	0	0	0	0	167	14
			19		0		0		19
WILD HORSES									
WILD BURROS									

**US DEPARTMENT OF AGRICULTURE – FOREST SERVICE
ANNUAL GRAZING STATISTICAL REPORT
GRAZING SEASON 2002**

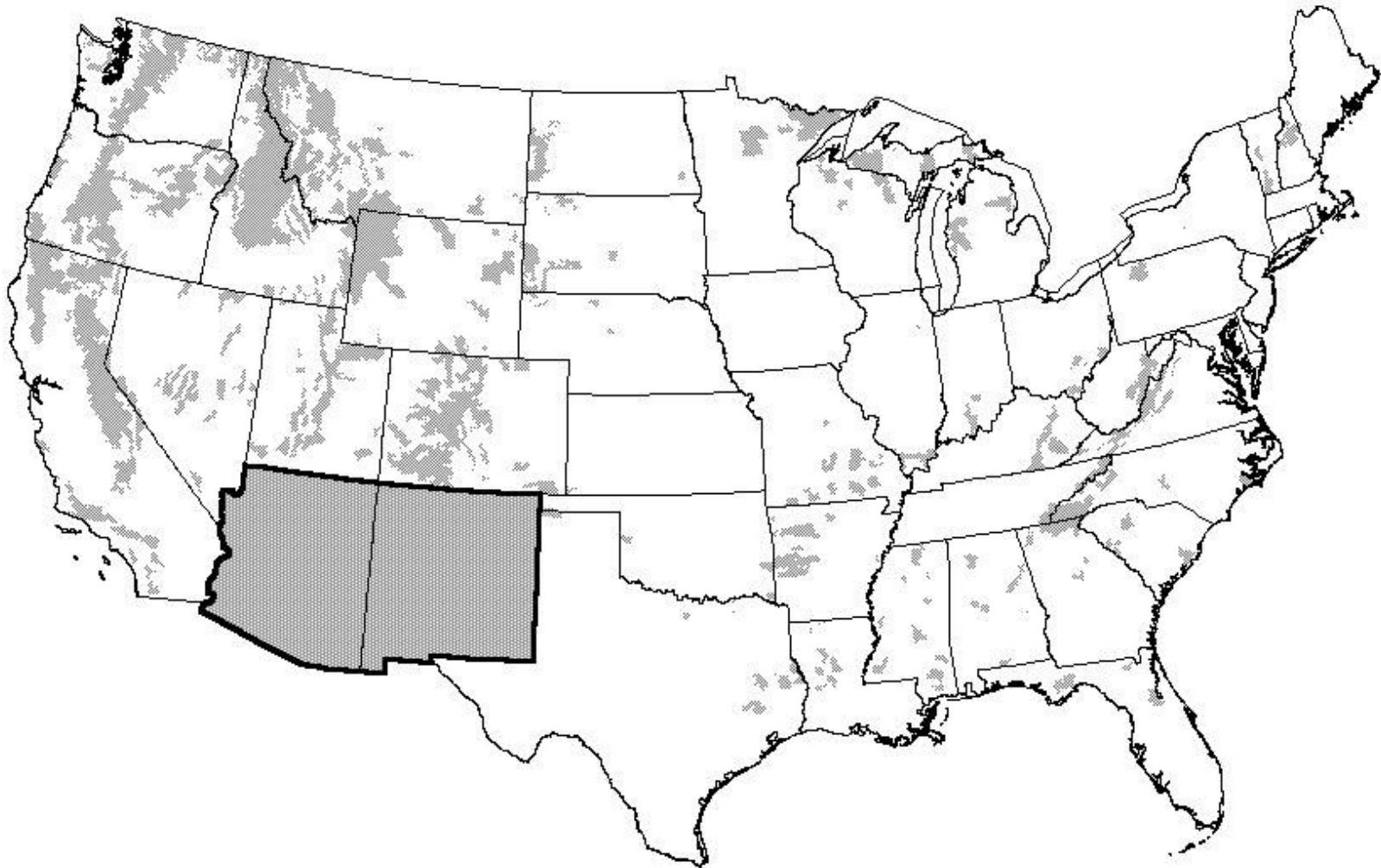


**NATIONAL GRASSLANDS – ROCKY MOUNTAIN REGION
REGION 2**

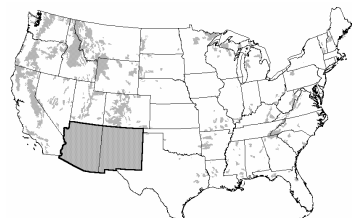


	Number of Permittees	CATTLE		HORSES & BURROS		SHEEP & GOATS		TOTAL	
		NUMBER	HMS AUMS	NUMBER	HMS AUMS	NUMBER	HMS AUMS	NUMBER	HMS AUMS
PERMITTED TO GRAZE	270	99,415	844,791	74	1,972	21,916	251,771	121,405	1,098,534
			1,038,556				2,360		
AUTHORIZED TO GRAZE PAID PERMITS	108	54,756	369,373	7	444	1,265	32,740	56,028	402,557
			475,614				525		
FREE USE									
PRIVATE LANDS	18	574	3,406	75	311	0	0	649	3,717
			4,270				373		
CROSSING									
TOTAL AUTHORIZED	108	54,756	369,373	7	444	1,265	32,740	56,028	402,557
			475,614				525		
TOTAL UN-AUTHORIZED	2	155	318	0	0	0	0	155	318
WILD HORSES									
WILD BURROS									

SOUTHWESTERN REGION – (REGION 3)



**US DEPARTMENT OF AGRICULTURE – FOREST SERVICE
ANNUAL GRAZING STATISTICAL REPORT
GRAZING SEASON 2002**

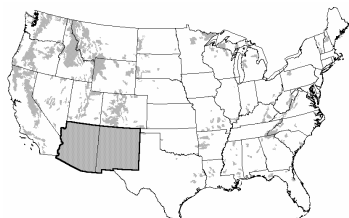


**NATIONAL FOREST SYSTEM – SOUTHWESTERN REGION
REGION 3**



	Number of Permittees	CATTLE		HORSES & BURROS		SHEEP & GOATS		TOTAL	
		NUMBER	HMS AUMS	NUMBER	HMS AUMS	NUMBER	HMS AUMS	NUMBER	HMS AUMS
PERMITTED TO GRAZE	1,542	236,667	2,037,971	1,027	8,624	78,880	178,739	316,574	2,225,334
			2,482,935		10,249		39,959		2,533,143
AUTHORIZED TO GRAZE PAID PERMITS	1,404	172,361	1,206,457	1,210	10,035	57,466	124,962	231,037	1,341,454
			1,503,695		11,937		28,544		1,544,176
FREE USE									
PRIVATE LANDS	57	954	9,785	83	972	815	2,036	1,852	12,793
			12,942		1,166		407		14,515
CROSSING									
TOTAL AUTHORIZED	1,404	172,361	1,206,457	1,210	10,035	57,466	124,962	231,037	1,341,454
			1,503,695		11,937		28,544		1,544,176
TOTAL UN-AUTHORIZED	3	272	300	0	0	0	0	272	300
			312		0		0		312
WILD HORSES	0	0	0	0	0	0	0	0	0
			0		0		0		0
WILD BURROS	0	0	0	44	528	0	0	44	528

**US DEPARTMENT OF AGRICULTURE – FOREST SERVICE
ANNUAL GRAZING STATISTICAL REPORT
GRAZING SEASON 2002**

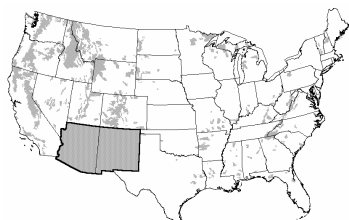


**NATIONAL FORESTS – SOUTHWESTERN REGION
REGION 3**



	Number of Permittees	CATTLE		HORSES & BURROS		SHEEP & GOATS		TOTAL	
		NUMBER	HMS AUMS	NUMBER	HMS AUMS	NUMBER	HMS AUMS	NUMBER	HMS AUMS
PERMITTED TO GRAZE	1,349	222,526	1,837,980	1,027	8,624	78,880	178,739	302,433	2,025,343
			2,260,922		10,249		39,959		2,311,130
AUTHORIZED TO GRAZE PAID PERMITS	1,230	154,177	1,066,142	1,210	10,035	57,466	124,962	212,853	1,201,139
			1,351,885		11,937		28,544		1,392,366
FREE USE									
PRIVATE LANDS	57	954	9,785	83	972	815	2,036	1,852	12,793
			12,942		1,166		407		14,515
CROSSING									
TOTAL AUTHORIZED	1,230	154,177	1,066,142	1,210	10,035	57,466	124,962	212,853	1,201,139
			1,351,885		11,937		28,544		1,392,366
TOTAL UN-AUTHORIZED	2	26	16	0	0	0	0	26	16
			19		0		0		19
WILD HORSES	0	0	0	0	0	0	0	0	0
			0		0		0		0
WILD BURROS	0	0	0	44	528	0	0	44	528

**US DEPARTMENT OF AGRICULTURE – FOREST SERVICE
ANNUAL GRAZING STATISTICAL REPORT
GRAZING SEASON 2002**

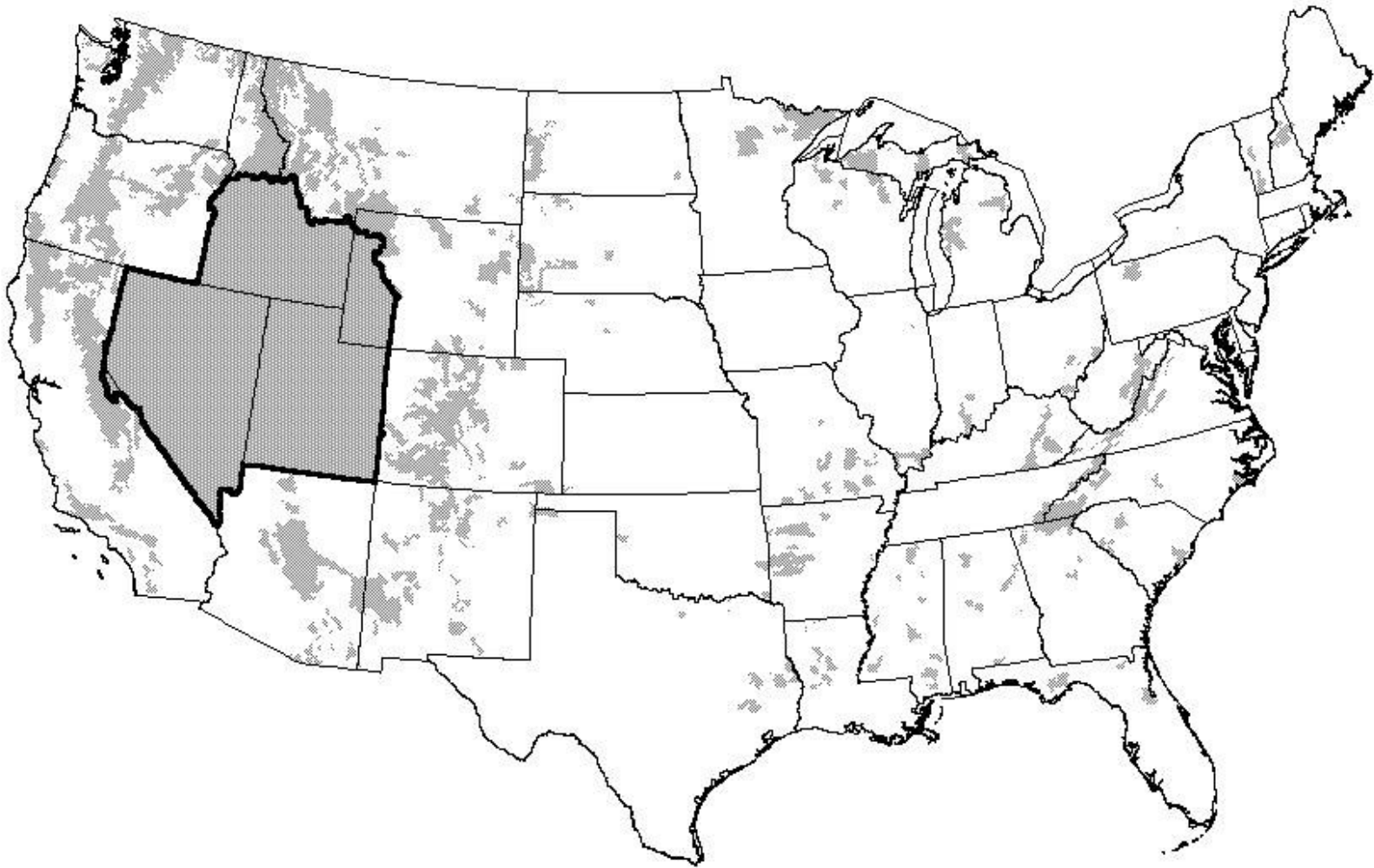


**NATIONAL GRASSLANDS – SOUTHWESTERN REGION
REGION 3**

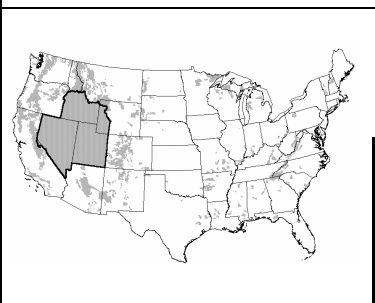


	Number of Permittees	CATTLE		HORSES & BURROS		SHEEP & GOATS		TOTAL	
		NUMBER	HMS AUMS	NUMBER	HMS AUMS	NUMBER	HMS AUMS	NUMBER	HMS AUMS
PERMITTED TO GRAZE	193	14,141	199,991 222,013	0	0 0	0	0 0	14,141	199,991 222,013
AUTHORIZED TO GRAZE PAID PERMITS	174	18,184	140,315 151,810	0	0 0	0	0 0	18,184	140,315 151,810
FREE USE									
PRIVATE LANDS									
CROSSING									
TOTAL AUTHORIZED	174	18,184	140,315 151,810	0	0 0	0	0 0	18,184	140,315 151,810
TOTAL UN-AUTHORIZED	1	246	284	0	0	0	0	246	284
WILD HORSES									
WILD BURROS									

INTER-MOUNTAIN REGION – (REGION 4)



**US DEPARTMENT OF AGRICULTURE – FOREST SERVICE
ANNUAL GRAZING STATISTICAL REPORT
GRAZING SEASON 2002**

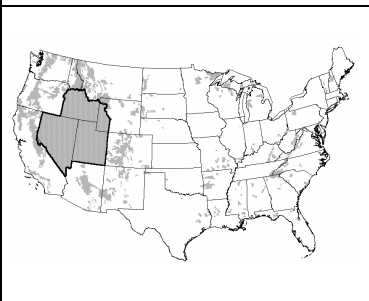


**NATIONAL FOREST SYSTEM – INTERMOUNTAIN REGION
REGION 4**



	Number of Permittees	CATTLE		HORSES & BURROS		SHEEP & GOATS		TOTAL	
		NUMBER	HMS AUMS	NUMBER	HMS AUMS	NUMBER	HMS AUMS	NUMBER	HMS AUMS
PERMITTED TO GRAZE	2,095	306,755	1,140,160	1,653	5,169	633,120	1,868,751	941,528	3,014,080
			1,478,533		6,201		552,903		2,037,637
AUTHORIZED TO GRAZE PAID PERMITS	2,034	291,853	956,075	1,552	4,793	593,153	1,436,805	886,558	2,397,673
			1,239,783		5,751		419,861		1,665,395
FREE USE	3	25	113	1	3	2,200	8,934	2,226	9,050
			149		4		2,345		2,498
PRIVATE LANDS	107	2,930	12,118	0	8	7,092	12,317	10,022	24,443
			15,559		10		3,671		19,240
CROSSING									
TOTAL AUTHORIZED	2,037	291,878	956,188	1,553	4,796	595,353	1,445,739	888,784	2,406,723
			1,239,932		5,755		422,206		1,667,893
TOTAL UN-AUTHORIZED	6	295	43	0	0	2,658	6,220	2,953	6,263
			56		0		1,866		1,922
WILD HORSES	0	0	0	1,261	14,727	0	0	1,261	14,727
			0		17,673		0		17,673
WILD BURROS	0	0	0	42	503	0	0	42	503
			0		302		0		302

**US DEPARTMENT OF AGRICULTURE – FOREST SERVICE
ANNUAL GRAZING STATISTICAL REPORT
GRAZING SEASON 2002**

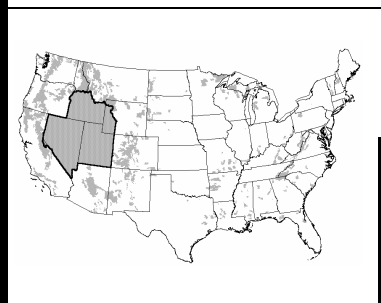


**NATIONAL FORESTS – INTERMOUNTAIN REGION
REGION 4**



	Number of Permittees	CATTLE		HORSES & BURROS		SHEEP & GOATS		TOTAL	
		NUMBER	HMS AUMS	NUMBER	HMS AUMS	NUMBER	HMS AUMS	NUMBER	HMS AUMS
PERMITTED TO GRAZE	2,093	302,556	1,118,659	1,653	5,169	633,120	1,868,751	937,329	2,992,579
			1,450,148		6,201		552,903		2,009,252
AUTHORIZED TO GRAZE PAID PERMITS	2,032	287,760	935,372	1,552	4,793	593,153	1,436,805	882,465	2,376,970
			1,212,451		5,751		419,861		1,638,063
FREE USE	3	25	113	1	3	2,200	8,934	2,226	9,050
			149		4		2,345		2,498
PRIVATE LANDS	107	2,930	12,118	0	8	7,092	12,317	10,022	24,443
			15,559		10		3,671		19,240
CROSSING									
TOTAL AUTHORIZED	2,035	287,785	935,485	1,553	4,796	595,353	1,445,739	884,691	2,386,020
			1,212,600		5,755		422,206		1,640,561
TOTAL UN-AUTHORIZED	6	295	43	0	0	2,658	6,220	2,953	6,263
			56		0		1,866		1,922
WILD HORSES	0	0	0	1,261	14,727	0	0	1,261	14,727
			0		17,673		0		17,673
WILD BURROS	0	0	0	42	503	0	0	42	503
			0		302		0		302

**US DEPARTMENT OF AGRICULTURE – FOREST SERVICE
ANNUAL GRAZING STATISTICAL REPORT
GRAZING SEASON 2002**

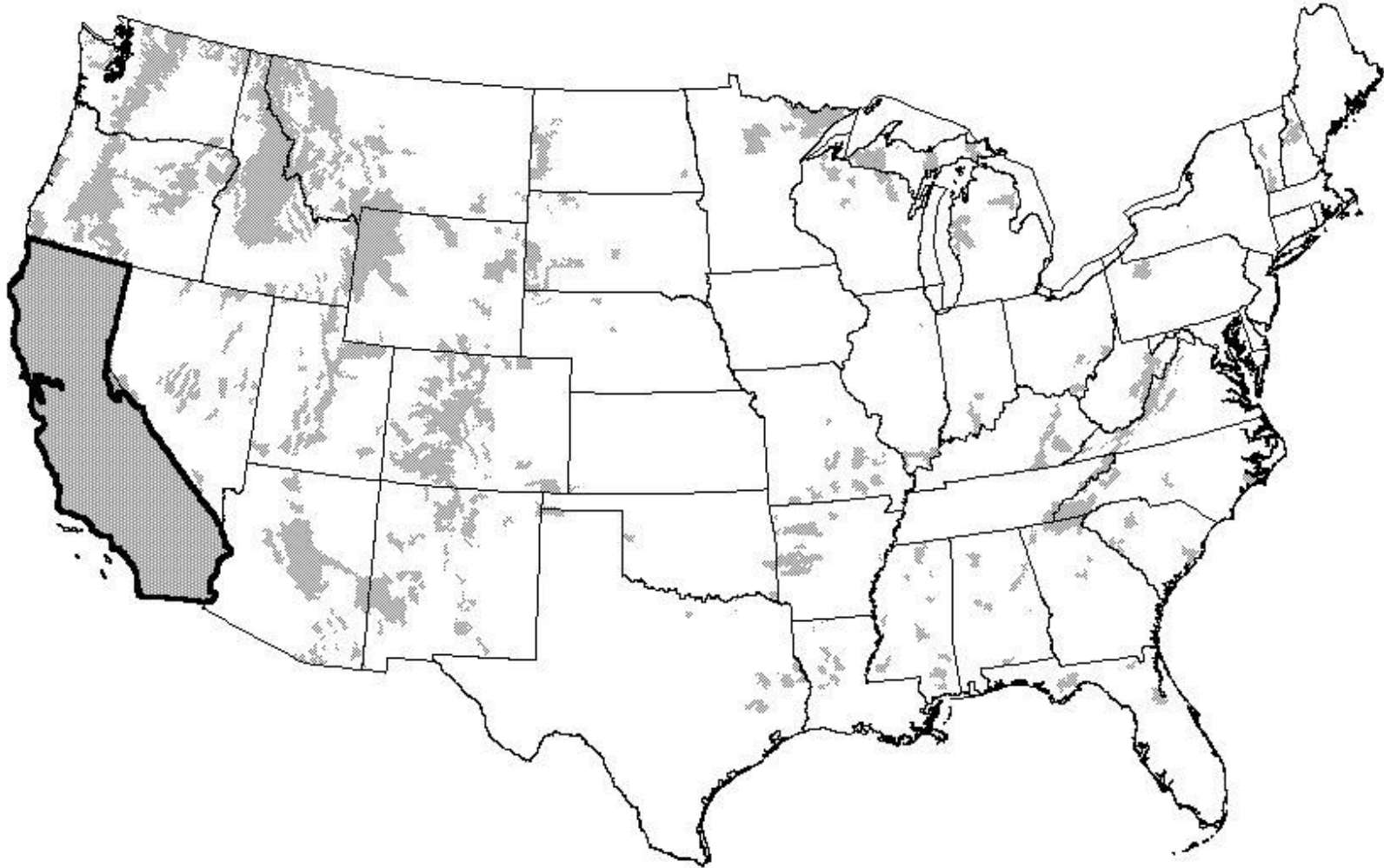


**NATIONAL GRASSLANDS – INTERMOUNTAIN REGION
REGION 4**

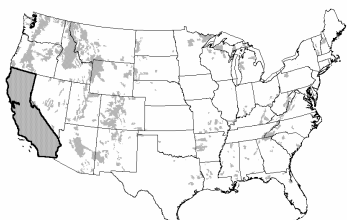


	Number of Permittees	CATTLE		HORSES & BURROS		SHEEP & GOATS		TOTAL	
		NUMBER	HMS AUMS	NUMBER	HMS AUMS	NUMBER	HMS AUMS	NUMBER	HMS AUMS
PERMITTED TO GRAZE	2	4,199	21,501	0	0	0	0	4,199	21,501
			28,385		0		0		28,385
AUTHORIZED TO GRAZE PAID PERMITS	2	4,093	20,703	0	0	0	0	4,093	20,703
			27,332		0		0		27,332
FREE USE									
PRIVATE LANDS									
CROSSING									
TOTAL AUTHORIZED	2	4,093	20,703	0	0	0	0	4,093	20,703
			27,332		0		0		27,332
TOTAL UN-AUTHORIZED									
WILD HORSES									
WILD BURROS									

PACIFIC SOUTHWEST REGION – (REGION 5)



**US DEPARTMENT OF AGRICULTURE – FOREST SERVICE
ANNUAL GRAZING STATISTICAL REPORT
GRAZING SEASON 2002**

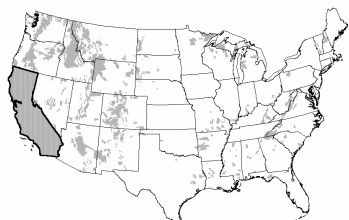


**NATIONAL FOREST SYSTEM – PACIFIC SOUTHWEST REGION
REGION 5**



	Number of Permittees	CATTLE		HORSES & BURROS		SHEEP & GOATS		TOTAL	
		NUMBER	HMS AUMS	NUMBER	HMS AUMS	NUMBER	HMS AUMS	NUMBER	HMS AUMS
PERMITTED TO GRAZE	478	85,587	392,190	246	1,837	36,278	120,605	122,111	514,632
			508,492				2,204		
AUTHORIZED TO GRAZE PAID PERMITS	394	66,575	262,601	140	1,242	25,208	67,107	91,923	330,950
			339,111				1,490		
FREE USE	1	236	2,832	0	0	0	0	236	2,832
			3,738				0		
PRIVATE LANDS	22	1,175	5,604	2	21	0	0	1,177	5,625
			7,269				25		
CROSSING									
TOTAL AUTHORIZED	395	66,811	265,433	140	1,242	25,208	67,107	92,159	333,782
			342,849				1,490		
TOTAL UN-AUTHORIZED	1	68	40	0	0	0	0	68	40
			51				0		
WILD HORSES	0	0	0	612	7,344	0	0	612	7,344
			0				8,813		
WILD BURROS	0	0	0	50	600	0	0	50	600
			0				360		

**US DEPARTMENT OF AGRICULTURE – FOREST SERVICE
ANNUAL GRAZING STATISTICAL REPORT
GRAZING SEASON 2002**

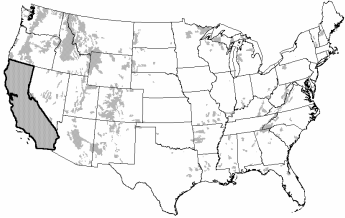


**NATIONAL FORESTS – PACIFIC SOUTHWEST REGION
REGION 5**



	Number of Permittees	CATTLE		HORSES & BURROS		SHEEP & GOATS		TOTAL	
		NUMBER	HMS AUMS	NUMBER	HMS AUMS	NUMBER	HMS AUMS	NUMBER	HMS AUMS
PERMITTED TO GRAZE	478	85,587	392,190	246	1,837	36,278	120,605	122,111	514,632
			508,492				2,204		
AUTHORIZED TO GRAZE PAID PERMITS	394	66,575	262,601	140	1,242	25,208	67,107	91,923	330,950
			339,111				1,490		
FREE USE	1	236	2,832	0	0	0	0	236	2,832
			3,738				0		
PRIVATE LANDS	22	1,175	5,604	2	21	0	0	1,177	5,625
			7,269				25		
CROSSING									
TOTAL AUTHORIZED	395	66,811	265,433	140	1,242	25,208	67,107	92,159	333,782
			342,849				1,490		
TOTAL UN-AUTHORIZED	1	68	40	0	0	0	0	68	40
			51				0		
WILD HORSES	0	0	0	612	7,344	0	0	612	7,344
			0				8,813		
WILD BURROS	0	0	0	50	600	0	0	50	600
			0				360		

**US DEPARTMENT OF AGRICULTURE – FOREST SERVICE
ANNUAL GRAZING STATISTICAL REPORT
GRAZING SEASON 2002**

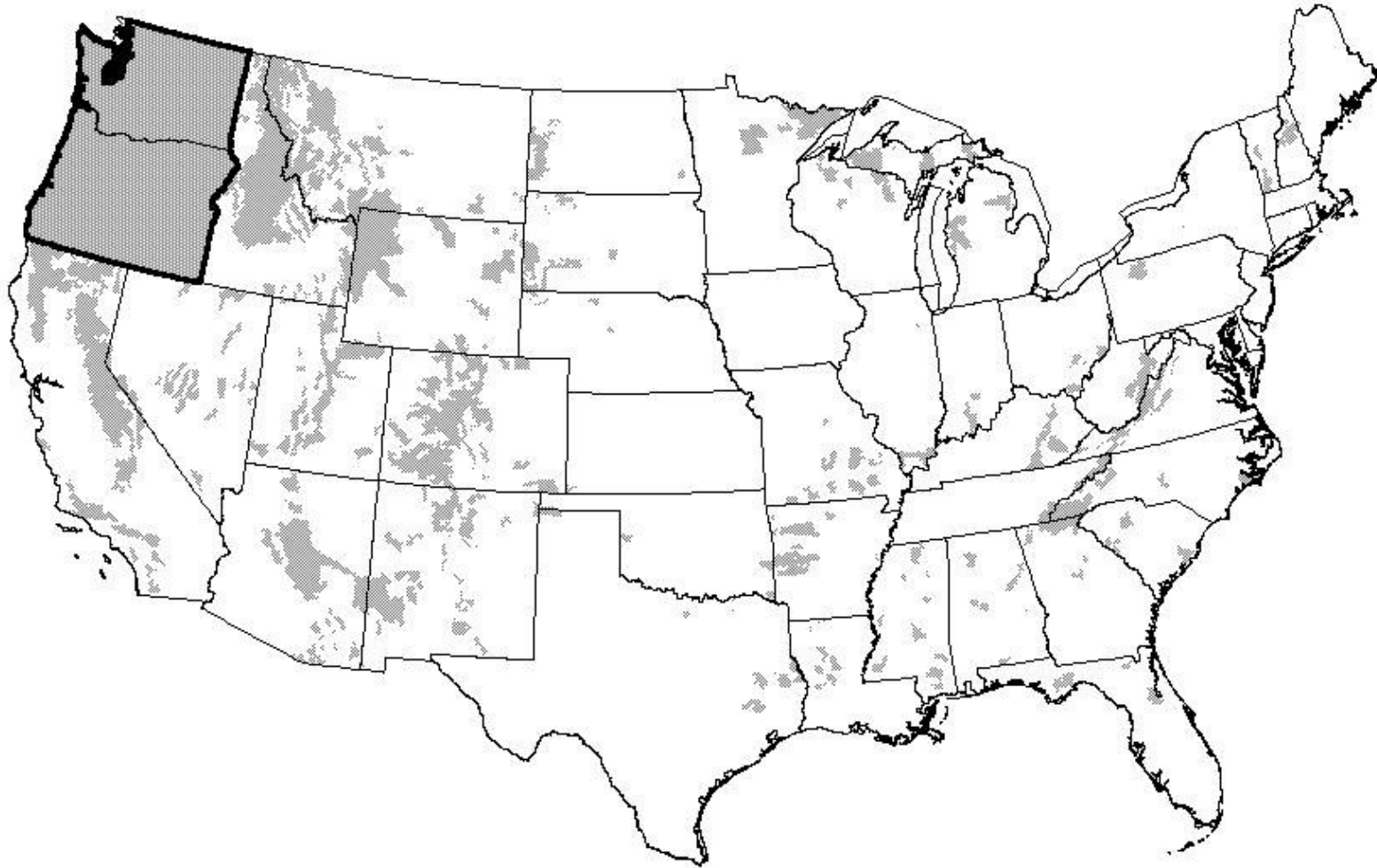


**NATIONAL GRASSLANDS – PACIFIC SOUTHWEST REGION
REGION 5**

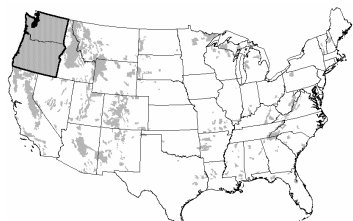


	Number of Permittees	CATTLE		HORSES & BURROS		SHEEP & GOATS		TOTAL	
		NUMBER	HMS AUMS	NUMBER	HMS AUMS	NUMBER	HMS AUMS	NUMBER	HMS AUMS
PERMITTED TO GRAZE									
AUTHORIZED TO GRAZE PAID PERMITS									
FREE USE									
PRIVATE LANDS									
CROSSING									
TOTAL AUTHORIZED									
TOTAL UN-AUTHORIZED									
WILD HORSES									
WILD BURROS									

PACIFIC NORTHWEST REGION – (REGION 6)



**US DEPARTMENT OF AGRICULTURE – FOREST SERVICE
ANNUAL GRAZING STATISTICAL REPORT
GRAZING SEASON 2002**

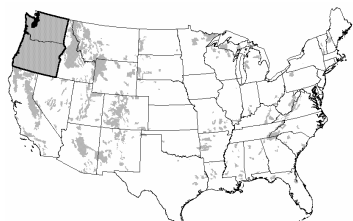


**NATIONAL FOREST SYSTEM– PACIFIC NORTHWEST REGION
REGION 6**



	Number of Permittees	CATTLE		HORSES & BURROS		SHEEP & GOATS		TOTAL	
		NUMBER	HMS AUMS	NUMBER	HMS AUMS	NUMBER	HMS AUMS	NUMBER	HMS AUMS
PERMITTED TO GRAZE	529	110,831	440,398	179	1,086	36,278	142,380	147,288	583,864
			578,172		1,303		41,912		621,387
AUTHORIZED TO GRAZE PAID PERMITS	509	106,312	369,681	87	446	26,423	82,930	132,822	453,057
			482,932		535		24,277		507,744
FREE USE	3	190	762	81	468	0	0	271	1,230
			1,006		562		0		1,568
PRIVATE LANDS	83	5,913	23,977	0	0	225	331	6,138	24,308
			31,480		0		99		31,579
CROSSING									
TOTAL AUTHORIZED	512	106,502	370,443	168	914	26,423	82,930	133,093	454,287
			483,938		1,097		24,277		509,312
TOTAL UN-AUTHORIZED	5	467	507	142	221	0	0	609	728
			670		292		0		962
WILD HORSES	0	0	0	235	3,000	0	0	235	3,000
			0		3,600		0		3,600
WILD BURROS									

**US DEPARTMENT OF AGRICULTURE – FOREST SERVICE
ANNUAL GRAZING STATISTICAL REPORT
GRAZING SEASON 2002**

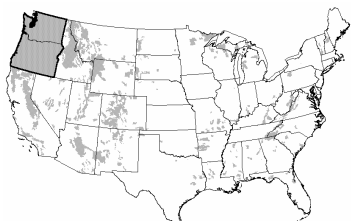


**NATIONAL FORESTS – PACIFIC NORTHWEST REGION
REGION 6**



	Number of Permittees	CATTLE		HORSES & BURROS		SHEEP & GOATS		TOTAL	
		NUMBER	HMS AUMS	NUMBER	HMS AUMS	NUMBER	HMS AUMS	NUMBER	HMS AUMS
PERMITTED TO GRAZE	509	108,223	423,666	151	888	36,278	142,380	144,652	566,934
			556,663		1,065		41,912		599,640
AUTHORIZED TO GRAZE PAID PERMITS	489	103,704	352,949	59	248	26,423	82,930	130,186	436,127
			461,423		297		24,277		485,997
FREE USE	3	190	762	81	468	0	0	271	1,230
			1,006		562		0		1,568
PRIVATE LANDS	83	5,913	23,977	0	0	225	331	6,138	24,308
			31,480		0		99		31,579
CROSSING									
TOTAL AUTHORIZED	492	103,894	353,711	140	716	26,423	82,930	130,457	437,357
			462,429		859		24,277		487,565
TOTAL UN-AUTHORIZED	5	467	507	142	221	0	0	609	728
			670		292		0		962
WILD HORSES	0	0	0	235	3,000	0	0	235	3,000
			0		3,600		0		3,600
WILD BURROS									

**US DEPARTMENT OF AGRICULTURE – FOREST SERVICE
ANNUAL GRAZING STATISTICAL REPORT
GRAZING SEASON 2002**

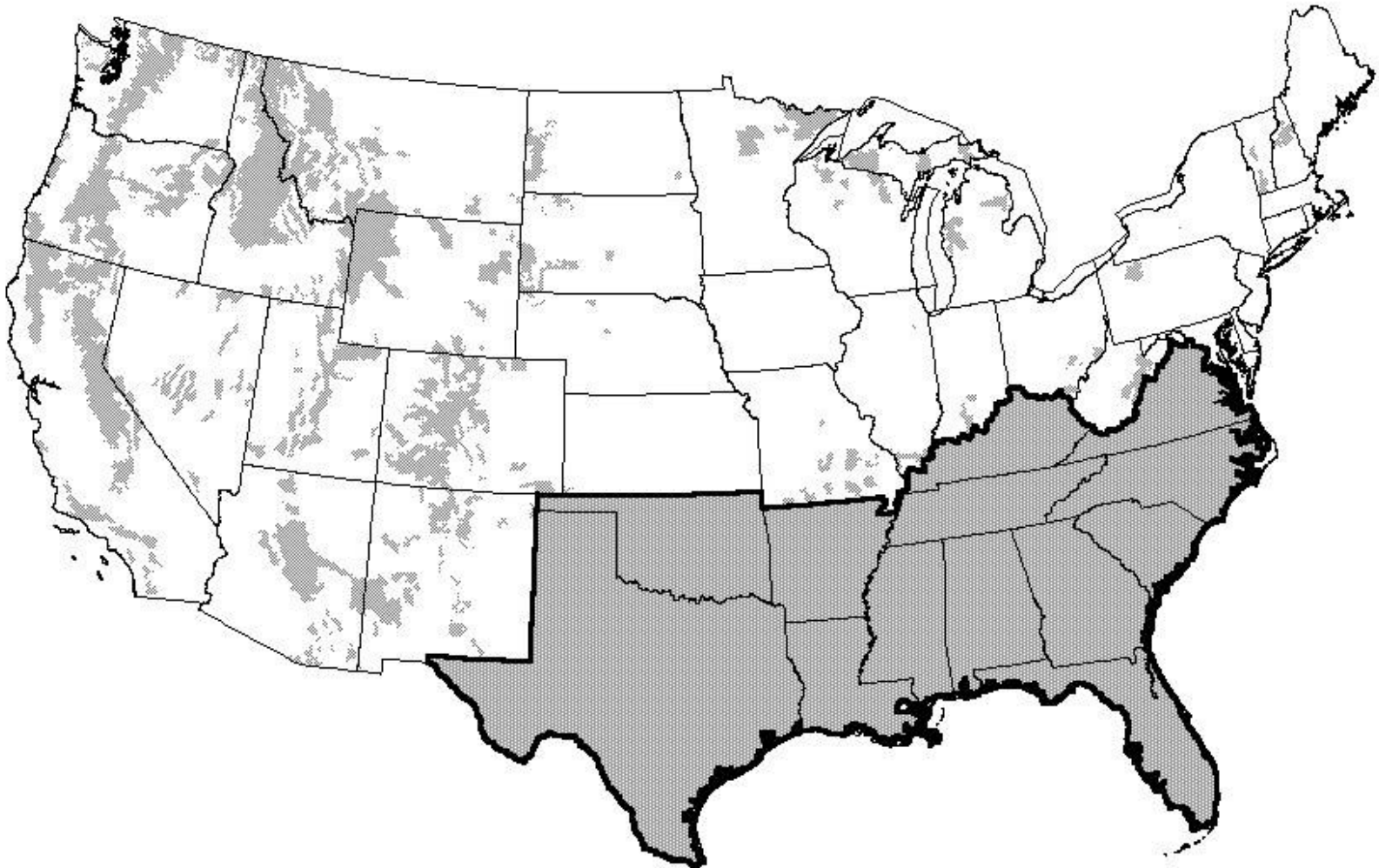


**NATIONAL GRASSLANDS – PACIFIC NORTHWEST REGION
REGION 6**

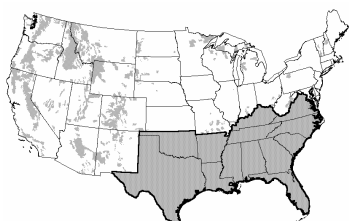


	Number of Permittees	CATTLE		HORSES & BURROS		SHEEP & GOATS		TOTAL	
		NUMBER	HMS AUMS	NUMBER	HMS AUMS	NUMBER	HMS AUMS	NUMBER	HMS AUMS
PERMITTED TO GRAZE	20	2,608	16,732	28	198	0	0	2,636	16,930
			21,509		238		0		21,747
AUTHORIZED TO GRAZE PAID PERMITS	20	2,608	16,732	28	198	0	0	2,636	16,930
			21,509		238		0		21,747
FREE USE									
PRIVATE LANDS									
CROSSING									
TOTAL AUTHORIZED	20	2,608	16,732	28	198	0	0	2,636	16,930
			21,509		238		0		21,747
TOTAL UN-AUTHORIZED									
WILD HORSES									
WILD BURROS									

SOUTHERN REGION – (REGION 8)



**US DEPARTMENT OF AGRICULTURE – FOREST SERVICE
ANNUAL GRAZING STATISTICAL REPORT
GRAZING SEASON 2002**

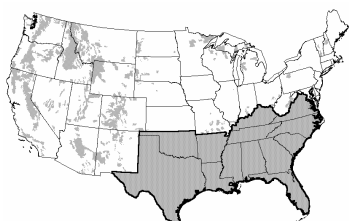


**NATIONAL FOREST SYSTEM – SOUTHERN REGION
REGION 8**



	Number of Permittees	CATTLE		HORSES & BURROS		SHEEP & GOATS		TOTAL	
		NUMBER	HMS AUMS	NUMBER	HMS AUMS	NUMBER	HMS AUMS	NUMBER	HMS AUMS
PERMITTED TO GRAZE	182	6,197	46,780	189	2,096	0	0	6,386	48,876
			57,340		1,867		0		59,207
AUTHORIZED TO GRAZE PAID PERMITS	169	5,199	37,898	189	2,197	0	0	5,388	40,095
			47,682		1,987		0		49,669
FREE USE	1	50	600	0	0	0	0	50	600
			792		0		0		792
PRIVATE LANDS									
CROSSING									
TOTAL AUTHORIZED	170	5,249	38,498	189	2,197	0	0	5,438	40,695
			48,474		1,987		0		50,461
TOTAL UN-AUTHORIZED	1	10	3	0	0	0	0	10	3
			3		0		0		3
WILD HORSES									
WILD BURROS									

**US DEPARTMENT OF AGRICULTURE – FOREST SERVICE
ANNUAL GRAZING STATISTICAL REPORT
GRAZING SEASON 2002**

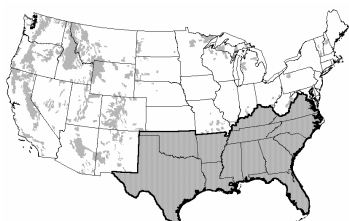


**NATIONAL FORESTS – SOUTHERN REGION
REGION 8**



	Number of Permittees	CATTLE		HORSES & BURROS		SHEEP & GOATS		TOTAL	
		NUMBER	HMS AUMS	NUMBER	HMS AUMS	NUMBER	HMS AUMS	NUMBER	HMS AUMS
PERMITTED TO GRAZE	154	5,443	38,299	189	2,096	0	0	5,632	40,395
			46,484		1,867		0		48,351
AUTHORIZED TO GRAZE PAID PERMITS	144	4,509	32,545	189	2,197	0	0	4,698	34,742
			40,749		1,987		0		42,736
FREE USE	1	50	600	0	0	0	0	50	600
			792		0		0		792
PRIVATE LANDS									
CROSSING									
TOTAL AUTHORIZED	145	4,559	33,145	189	2,197	0	0	4,748	35,342
			41,541		1,987		0		43,528
TOTAL UN-AUTHORIZED	1	10	3	0	0	0	0	10	3
			3		0		0		3
WILD HORSES									
WILD BURROS									

**US DEPARTMENT OF AGRICULTURE – FOREST SERVICE
ANNUAL GRAZING STATISTICAL REPORT
GRAZING SEASON 2002**

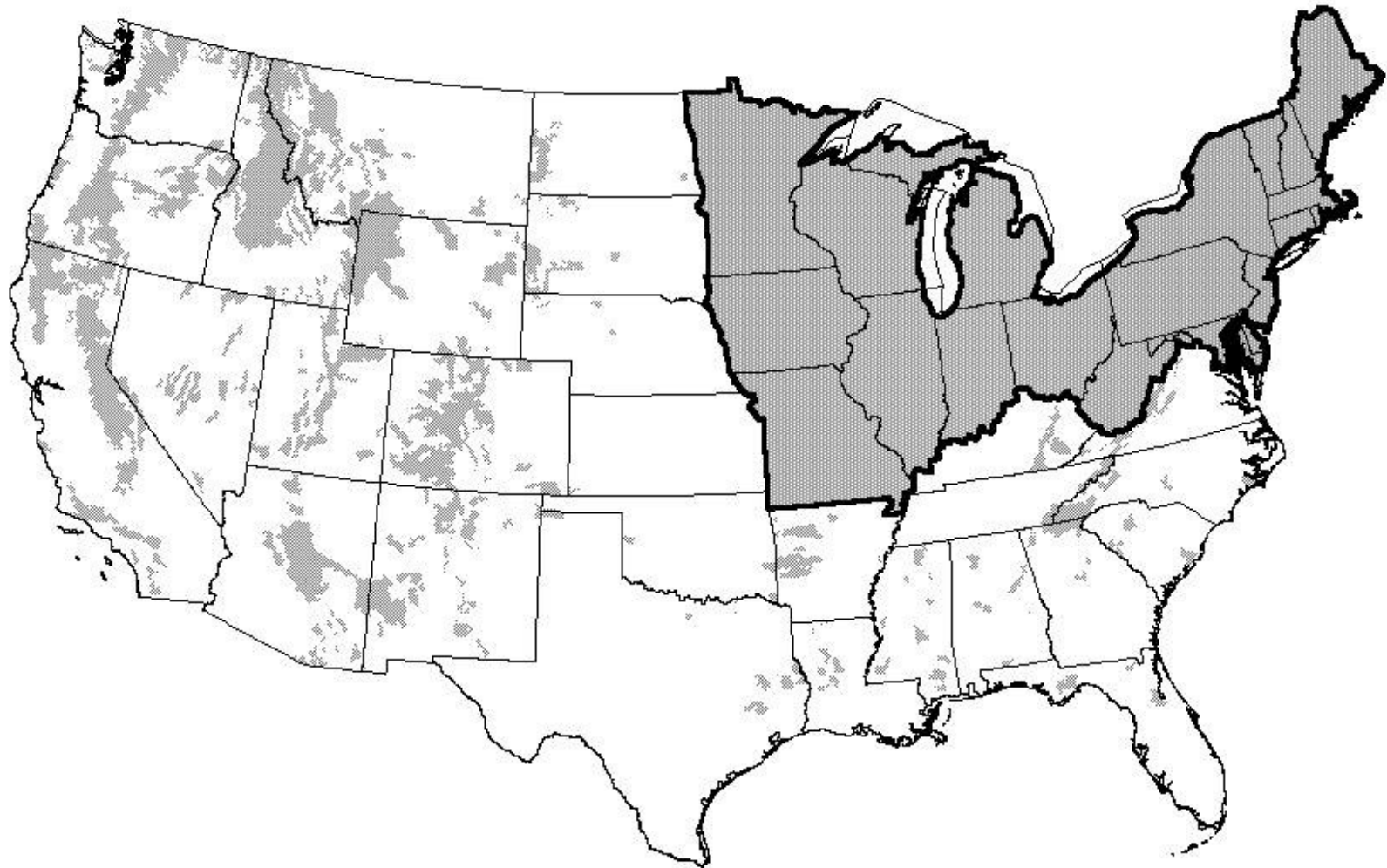


**NATIONAL GRASSLANDS – SOUTHERN REGION
REGION 8**

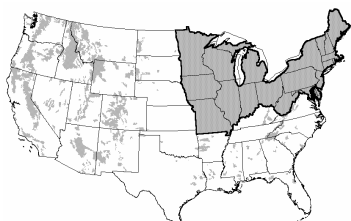


	Number of Permittees	CATTLE		HORSES & BURROS		SHEEP & GOATS		TOTAL	
		NUMBER	HMS AUMS	NUMBER	HMS AUMS	NUMBER	HMS AUMS	NUMBER	HMS AUMS
PERMITTED TO GRAZE	28	754	8,481	0	0	0	0	754	8,481
			10,856		0		0		10,856
AUTHORIZED TO GRAZE PAID PERMITS	25	690	5,353	0	0	0	0	690	5,353
			6,933		0		0		6,933
FREE USE									
PRIVATE LANDS									
CROSSING									
TOTAL AUTHORIZED	25	690	5,353	0	0	0	0	690	5,353
			6,933		0		0		6,933
TOTAL UN-AUTHORIZED									
WILD HORSES									
WILD BURROS									

EASTERN REGION – (REGION 9)



**US DEPARTMENT OF AGRICULTURE – FOREST SERVICE
ANNUAL GRAZING STATISTICAL REPORT
GRAZING SEASON 2002**

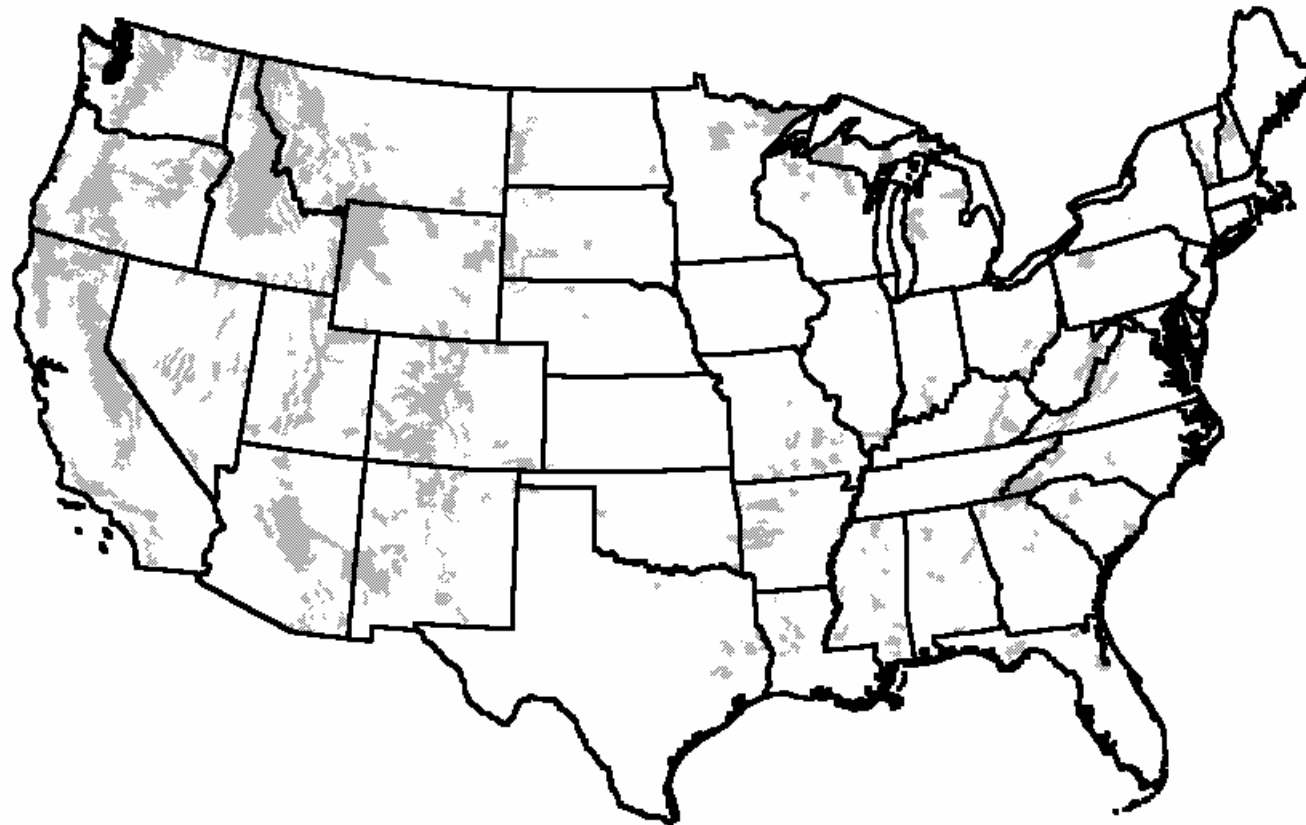


**NATIONAL FORESTS – EASTERN REGION
REGION 9**

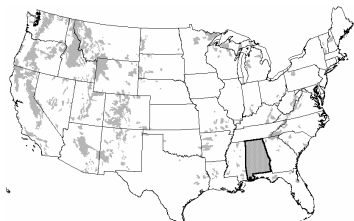


	Number of Permittees	CATTLE		HORSES & BURROS		SHEEP & GOATS		TOTAL	
		NUMBER	HMS AUMS	NUMBER	HMS AUMS	NUMBER	HMS AUMS	NUMBER	HMS AUMS
PERMITTED TO GRAZE	106	4,917	33,693	33	195	56	284	5,006	34,172
			43,481		235		85		43,801
AUTHORIZED TO GRAZE PAID PERMITS	90	3,968	28,217	33	195	56	284	4,057	28,696
			36,864		235		85		37,184
FREE USE									
PRIVATE LANDS									
CROSSING									
TOTAL AUTHORIZED	90	3,968	28,217	33	195	56	284	4,057	28,696
			36,864		235		85		37,184
TOTAL UN-AUTHORIZED									
WILD HORSES									
WILD BURROS									

**2002
GRAZING STATISTICAL SUMMARY
STATE SUMMARY**



**US DEPARTMENT OF AGRICULTURE – FOREST SERVICE
ANNUAL GRAZING STATISTICAL REPORT
GRAZING SEASON 2002**

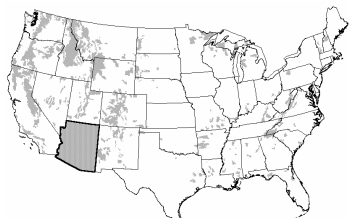


NATIONAL FORESTS – ALABAMA



	Number of Permittees	CATTLE		HORSES & BURROS		SHEEP & GOATS		TOTAL	
		NUMBER	HMS AUMS	NUMBER	HMS AUMS	NUMBER	HMS AUMS	NUMBER	HMS AUMS
PERMITTED TO GRAZE	2	60	424	4	28	0	0	64	452
			560		34		0		594
AUTHORIZED TO GRAZE PAID PERMITS	2	60	424	8	56	0	0	68	480
			560		67		0		627
FREE USE									
PRIVATE LANDS									
CROSSING									
TOTAL AUTHORIZED	2	60	424	8	56	0	0	68	480
			560		67		0		627
TOTAL UN-AUTHORIZED									
WILD HORSES									
WILD BURROS									

**US DEPARTMENT OF AGRICULTURE – FOREST SERVICE
ANNUAL GRAZING STATISTICAL REPORT
GRAZING SEASON 2002**

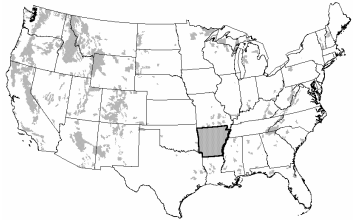


NATIONAL FORESTS – ARIZONA



	Number of Permittees	CATTLE		HORSES & BURROS		SHEEP & GOATS		TOTAL	
		NUMBER	HMS AUMS	NUMBER	HMS AUMS	NUMBER	HMS AUMS	NUMBER	HMS AUMS
PERMITTED TO GRAZE	429	130,342	1,110,639	671	4,652	67,693	124,361	198,706	1,239,652
			1,351,837		5,483		24,872		1,382,192
AUTHORIZED TO GRAZE PAID PERMITS	349	81,848	550,312	909	7,343	48,256	89,180	131,013	646,835
			680,315		8,706		17,835		706,856
FREE USE									
PRIVATE LANDS	25	438	5,181	51	612	815	2,036	1,304	7,829
			6,839		734		407		7,980
CROSSING									
TOTAL AUTHORIZED	349	81,848	550,312	909	7,343	48,256	89,180	131,013	646,835
			680,315		8,706		17,835		706,856
TOTAL UN-AUTHORIZED	1	3	8	0	0	0	0	3	8
			8		0		0		8
WILD HORSES	0	0	0	0	0	0	0	0	0
			0		0		0		0
WILD BURROS	0	0	0	44	528	0	0	44	528
			0		316		0		316

**US DEPARTMENT OF AGRICULTURE – FOREST SERVICE
ANNUAL GRAZING STATISTICAL REPORT
GRAZING SEASON 2002**

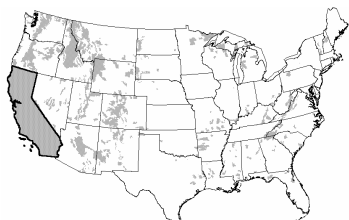


NATIONAL FORESTS – ARKANSAS



	Number of Permittees	CATTLE		HORSES & BURROS		SHEEP & GOATS		TOTAL	
		NUMBER	HMS AUMS	NUMBER	HMS AUMS	NUMBER	HMS AUMS	NUMBER	HMS AUMS
PERMITTED TO GRAZE	59	1,593	9,646	4	24	0	0	1,597	9,670
			12,649		29		0		12,678
AUTHORIZED TO GRAZE PAID PERMITS	54	1,713	9,857	7	42	0	0	1,720	9,899
			12,926		50		0		12,976
FREE USE									
PRIVATE LANDS									
CROSSING									
TOTAL AUTHORIZED	54	1,713	9,857	7	42	0	0	1,720	9,899
			12,926		50		0		12,976
TOTAL UN-AUTHORIZED									
WILD HORSES									
WILD BURROS									

**US DEPARTMENT OF AGRICULTURE – FOREST SERVICE
ANNUAL GRAZING STATISTICAL REPORT
GRAZING SEASON 2002**

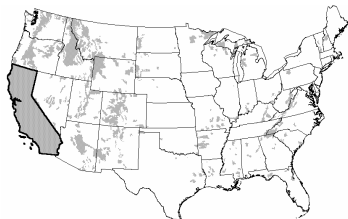


NATIONAL FOREST SYSTEM – CALIFORNIA



	Number of Permittees	CATTLE		HORSES & BURROS		SHEEP & GOATS		TOTAL	
		NUMBER	HMS AUMS	NUMBER	HMS AUMS	NUMBER	HMS AUMS	NUMBER	HMS AUMS
PERMITTED TO GRAZE	504	89,273	405,736	259	1,870	42,987	156,787	132,519	564,393
			526,355		2,244		42,024		570,623
AUTHORIZED TO GRAZE PAID PERMITS	417	69,942	272,313	150	1,265	34,541	88,905	104,633	362,483
			351,912		1,518		22,525		375,955
FREE USE	1	236	2,832	0	0	0	0	236	2,832
			3,738		0		0		3,738
PRIVATE LANDS	23	1,175	6,079	2	21	0	0	1,177	6,100
			7,896		25		0		7,921
CROSSING									
TOTAL AUTHORIZED	418	70,178	275,145	150	1,265	34,541	88,905	104,869	365,315
			355,650		1,518		22,525		379,693
TOTAL UN-AUTHORIZED	2	81	53	0	0	0	0	81	53
			68		0		0		68
WILD HORSES	0	0	0	612	7,344	0	0	612	7,344
			0		8,813		0		8,813
WILD BURROS	0	0	0	50	600	0	0	50	600
			0		360		0		360

**US DEPARTMENT OF AGRICULTURE – FOREST SERVICE
ANNUAL GRAZING STATISTICAL REPORT
GRAZING SEASON 2002**

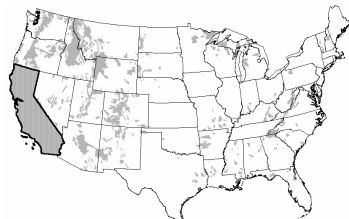


NATIONAL FORESTS – CALIFORNIA



	Number of Permittees	CATTLE		HORSES & BURROS		SHEEP & GOATS		TOTAL	
		NUMBER	HMS AUMS	NUMBER	HMS AUMS	NUMBER	HMS AUMS	NUMBER	HMS AUMS
PERMITTED TO GRAZE	504	89,273	405,736	259	1,870	42,987	156,787	132,519	564,393
			526,355				2,244		
AUTHORIZED TO GRAZE PAID PERMITS	417	69,942	272,313	150	1,265	34,541	88,905	104,633	362,483
			351,912				1,518		
FREE USE	1	236	2,832	0	0	0	0	236	2,832
			3,738				0		
PRIVATE LANDS	23	1,175	6,079	2	21	0	0	1,177	6,100
			7,896				25		
CROSSING									
TOTAL AUTHORIZED	418	70,178	275,145	150	1,265	34,541	88,905	104,869	365,315
			355,650				1,518		
TOTAL UN-AUTHORIZED	2	81	53	0	0	0	0	81	53
			68				0		
WILD HORSES	0	0	0	612	7,344	0	0	612	7,344
			0				8,813		
WILD BURROS	0	0	0	50	600	0	0	50	600
			0				360		

**US DEPARTMENT OF AGRICULTURE – FOREST SERVICE
ANNUAL GRAZING STATISTICAL REPORT
GRAZING SEASON 2002**

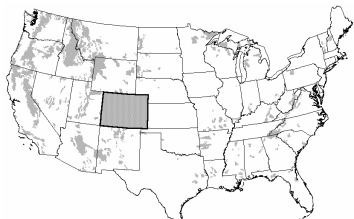


NATIONAL GRASSLANDS – CALIFORNIA



	Number of Permittees	CATTLE		HORSES & BURROS		SHEEP & GOATS		TOTAL	
		NUMBER	HMS AUMS	NUMBER	HMS AUMS	NUMBER	HMS AUMS	NUMBER	HMS AUMS
PERMITTED TO GRAZE									
AUTHORIZED TO GRAZE PAID PERMITS									
FREE USE									
PRIVATE LANDS									
CROSSING									
TOTAL AUTHORIZED									
TOTAL UN-AUTHORIZED									
WILD HORSES									
WILD BURROS									

**US DEPARTMENT OF AGRICULTURE – FOREST SERVICE
ANNUAL GRAZING STATISTICAL REPORT
GRAZING SEASON 2002**

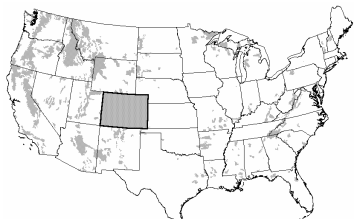


NATIONAL FOREST SYSTEM – COLORADO



	Number of Permittees	CATTLE		HORSES & BURROS		SHEEP & GOATS		TOTAL	
		NUMBER	HMS AUMS	NUMBER	HMS AUMS	NUMBER	HMS AUMS	NUMBER	HMS AUMS
PERMITTED TO GRAZE	796	164,242	722,167	825	3,409	169,084	394,884	334,151	1,120,460
			914,209		4,089		117,001		1,035,299
AUTHORIZED TO GRAZE PAID PERMITS	756	140,976	611,293	697	2,765	157,041	375,830	298,714	989,888
			776,924		3,317		108,110		888,351
FREE USE	1	0	0	3	20	0	0	3	20
			0		24		0		24
PRIVATE LANDS	11	665	2,468	0	0	0	0	665	2,468
			2,994		0		0		2,994
CROSSING	1	0	0	0	0	1,350	276	1,350	276
			0		0		83		83
TOTAL AUTHORIZED	758	140,976	611,293	700	2,785	158,391	376,106	300,067	990,184
			776,924		3,341		108,193		888,458
TOTAL UN-AUTHORIZED	3	254	319	0	0	0	0	254	319
			334		0		0		334
WILD HORSES									
WILD BURROS									

**US DEPARTMENT OF AGRICULTURE – FOREST SERVICE
ANNUAL GRAZING STATISTICAL REPORT
GRAZING SEASON 2002**

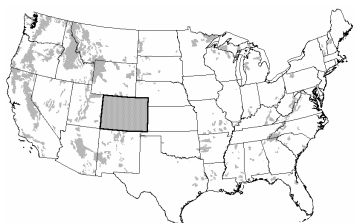


NATIONAL FORESTS – COLORADO



	Number of Permittees	CATTLE		HORSES & BURROS		SHEEP & GOATS		TOTAL	
		NUMBER	HMS AUMS	NUMBER	HMS AUMS	NUMBER	HMS AUMS	NUMBER	HMS AUMS
PERMITTED TO GRAZE	778	142,501	551,458	825	3,409	169,084	394,884	312,410	949,751
			694,649				4,089		
AUTHORIZED TO GRAZE PAID PERMITS	740	132,878	460,836	694	2,365	157,038	346,386	290,610	809,587
			582,209				2,837		
FREE USE	1	0	0	3	20	0	0	3	20
			0				24		
PRIVATE LANDS	11	665	2,468	0	0	0	0	665	2,468
			2,994				0		
CROSSING	1	0	0	0	0	1,350	276	1,350	276
			0				0		
TOTAL AUTHORIZED	742	132,878	460,836	697	2,385	158,388	346,662	291,963	809,883
			582,209				2,861		
TOTAL UN-AUTHORIZED	2	167	14	0	0	0	0	167	14
			19				0		
WILD HORSES									
WILD BURROS									

**US DEPARTMENT OF AGRICULTURE – FOREST SERVICE
ANNUAL GRAZING STATISTICAL REPORT
GRAZING SEASON 2002**

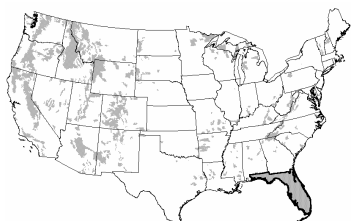


NATIONAL GRASSLANDS – COLORADO



	Number of Permittees	CATTLE		HORSES & BURROS		SHEEP & GOATS		TOTAL	
		NUMBER	HMS AUMS	NUMBER	HMS AUMS	NUMBER	HMS AUMS	NUMBER	HMS AUMS
PERMITTED TO GRAZE	18	21,741	170,709 219,560	0	0 0	0	0 0	21,741	170,709 219,560
AUTHORIZED TO GRAZE PAID PERMITS	16	8,098	150,457 194,715	3	400 480	3	29,444 6,037	8,104	180,301 201,232
FREE USE									
PRIVATE LANDS									
CROSSING									
TOTAL AUTHORIZED	16	8,098	150,457 194,715	3	400 480	3	29,444 6,037	8,104	180,301 201,232
TOTAL UN-AUTHORIZED	1	87	305	0	0	0	0	87	305
WILD HORSES									
WILD BURROS									

**US DEPARTMENT OF AGRICULTURE – FOREST SERVICE
ANNUAL GRAZING STATISTICAL REPORT
GRAZING SEASON 2002**

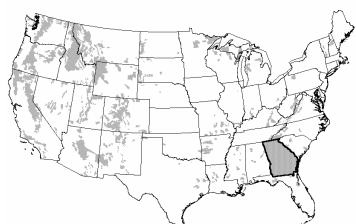


NATIONAL FORESTS – FLORIDA



	Number of Permittees	CATTLE		HORSES & BURROS		SHEEP & GOATS		TOTAL	
		NUMBER	HMS AUMS	NUMBER	HMS AUMS	NUMBER	HMS AUMS	NUMBER	HMS AUMS
PERMITTED TO GRAZE	1	50	600 792	0	0 0	0	0 0	50	600 792
AUTHORIZED TO GRAZE PAID PERMITS									
FREE USE	1	50	600 792	0	0 0	0	0 0	50	600 792
PRIVATE LANDS									
CROSSING									
TOTAL AUTHORIZED	1	50	600 792	0	0 0	0	0 0	50	600 792
TOTAL UN-AUTHORIZED									
WILD HORSES									
WILD BURROS									

**US DEPARTMENT OF AGRICULTURE – FOREST SERVICE
ANNUAL GRAZING STATISTICAL REPORT
GRAZING SEASON 2002**



NATIONAL FORESTS – GEORGIA



	Number of Permittees	CATTLE		HORSES & BURROS		SHEEP & GOATS		TOTAL	
		NUMBER	HMS AUMS	NUMBER	HMS AUMS	NUMBER	HMS AUMS	NUMBER	HMS AUMS
PERMITTED TO GRAZE	15	355	3,814 5,034	11	96 115	0	0 0	366	3,910 5,149
AUTHORIZED TO GRAZE PAID PERMITS	15	355	4,260 5,623	11	132 158	0	0 0	366	4,392 5,781
FREE USE									
PRIVATE LANDS									
CROSSING									
TOTAL AUTHORIZED	15	355	4,260 5,623	11	132 158	0	0 0	366	4,392 5,781
TOTAL UN-AUTHORIZED									
WILD HORSES									
WILD BURROS									

**US DEPARTMENT OF AGRICULTURE – FOREST SERVICE
ANNUAL GRAZING STATISTICAL REPORT
GRAZING SEASON 2002**

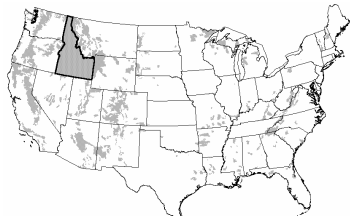


NATIONAL FOREST SYSTEM – IDAHO



	Number of Permittees	CATTLE		HORSES & BURROS		SHEEP & GOATS		TOTAL	
		NUMBER	HMS AUMS	NUMBER	HMS AUMS	NUMBER	HMS AUMS	NUMBER	HMS AUMS
PERMITTED TO GRAZE	831	120,809	460,079 602,135	2,369	3,055 3,666	240,145	710,140 211,463	363,323	1,173,274 817,264
AUTHORIZED TO GRAZE PAID PERMITS	797	115,989	394,876 517,683	591	1,811 2,173	204,410	511,266 148,215	320,990	907,953 668,071
FREE USE	2	0	0 0	1	3 4	2,200	8,934 2,345	2,201	8,937 2,349
PRIVATE LANDS	61	1,581	7,573 9,997	0	0 0	2,662	2,725 757	4,243	10,298 10,754
CROSSING									
TOTAL AUTHORIZED	799	115,989	394,876 517,683	592	1,814 2,177	206,610	520,200 150,560	323,191	916,890 670,420
TOTAL UN-AUTHORIZED									
WILD HORSES									
WILD BURROS									

**US DEPARTMENT OF AGRICULTURE – FOREST SERVICE
ANNUAL GRAZING STATISTICAL REPORT
GRAZING SEASON 2002**



NATIONAL FORESTS – IDAHO



	Number of Permittees	CATTLE		HORSES & BURROS		SHEEP & GOATS		TOTAL	
		NUMBER	HMS AUMS	NUMBER	HMS AUMS	NUMBER	HMS AUMS	NUMBER	HMS AUMS
PERMITTED TO GRAZE	829	116,610	438,578	2,369	3,055	240,145	710,140	359,124	1,151,773
			573,750		3,666		211,463		788,879
AUTHORIZED TO GRAZE PAID PERMITS	795	111,896	374,173	591	1,811	204,410	511,266	316,897	887,250
			490,351		2,173		148,215		640,739
FREE USE	2	0	0	1	3	2,200	8,934	2,201	8,937
			0		4		2,345		2,349
PRIVATE LANDS	61	1,581	7,573	0	0	2,662	2,725	4,243	10,298
			9,997		0		757		10,754
CROSSING									
TOTAL AUTHORIZED	797	111,896	374,173	592	1,814	206,610	520,200	319,098	896,187
			490,351		2,177		150,560		643,088
TOTAL UN-AUTHORIZED									
WILD HORSES									
WILD BURROS									

**US DEPARTMENT OF AGRICULTURE – FOREST SERVICE
ANNUAL GRAZING STATISTICAL REPORT
GRAZING SEASON 2002**

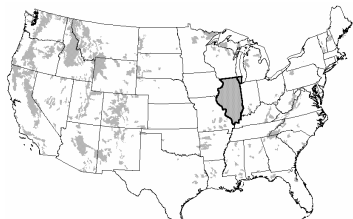


NATIONAL GRASSLANDS – IDAHO



	Number of Permittees	CATTLE		HORSES & BURROS		SHEEP & GOATS		TOTAL	
		NUMBER	HMS AUMS	NUMBER	HMS AUMS	NUMBER	HMS AUMS	NUMBER	HMS AUMS
PERMITTED TO GRAZE	2	4,199	21,501 28,385	0	0 0	0	0 0	4,199	21,501 28,385
AUTHORIZED TO GRAZE PAID PERMITS	2	4,093	20,703 27,332	0	0 0	0	0 0	4,093	20,703 27,332
FREE USE									
PRIVATE LANDS									
CROSSING									
TOTAL AUTHORIZED	2	4,093	20,703 27,332	0	0 0	0	0 0	4,093	20,703 27,332
TOTAL UN-AUTHORIZED									
WILD HORSES									
WILD BURROS									

**US DEPARTMENT OF AGRICULTURE – FOREST SERVICE
ANNUAL GRAZING STATISTICAL REPORT
GRAZING SEASON 2002**

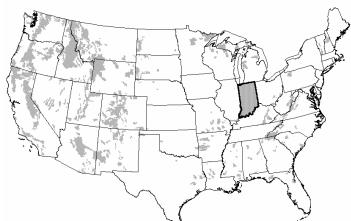


NATIONAL FORESTS – ILLINOIS



	Number of Permittees	CATTLE		HORSES & BURROS		SHEEP & GOATS		TOTAL	
		NUMBER	HMS AUMS	NUMBER	HMS AUMS	NUMBER	HMS AUMS	NUMBER	HMS AUMS
PERMITTED TO GRAZE	4	293	1,765 2,084	0	0 0	0	0 0	293	1,765 2,084
AUTHORIZED TO GRAZE PAID PERMITS	4	343	2,066 2,555	0	0 0	0	0 0	343	2,066 2,555
FREE USE									
PRIVATE LANDS									
CROSSING									
TOTAL AUTHORIZED	4	343	2,066 2,555	0	0 0	0	0 0	343	2,066 2,555
TOTAL UN-AUTHORIZED									
WILD HORSES									
WILD BURROS									

**US DEPARTMENT OF AGRICULTURE – FOREST SERVICE
ANNUAL GRAZING STATISTICAL REPORT
GRAZING SEASON 2002**

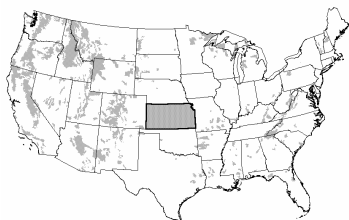


NATIONAL FORESTS – INDIANA



	Number of Permittees	CATTLE		HORSES & BURROS		SHEEP & GOATS		TOTAL	
		NUMBER	HMS AUMS	NUMBER	HMS AUMS	NUMBER	HMS AUMS	NUMBER	HMS AUMS
PERMITTED TO GRAZE									
AUTHORIZED TO GRAZE PAID PERMITS									
FREE USE									
PRIVATE LANDS									
CROSSING									
TOTAL AUTHORIZED									
TOTAL UN-AUTHORIZED									
WILD HORSES									
WILD BURROS									

**US DEPARTMENT OF AGRICULTURE – FOREST SERVICE
ANNUAL GRAZING STATISTICAL REPORT
GRAZING SEASON 2002**

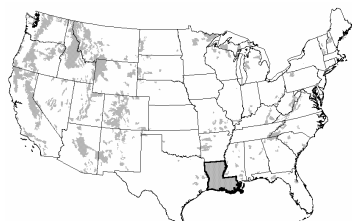


NATIONAL GRASSLANDS – KANSAS



	Number of Permittees	CATTLE		HORSES & BURROS		SHEEP & GOATS		TOTAL	
		NUMBER	HMS AUMS	NUMBER	HMS AUMS	NUMBER	HMS AUMS	NUMBER	HMS AUMS
PERMITTED TO GRAZE	1	6,296	45,019	0	0	0	0	6,296	45,019
			55,432		0		0		55,432
AUTHORIZED TO GRAZE PAID PERMITS									
FREE USE									
PRIVATE LANDS									
CROSSING									
TOTAL AUTHORIZED									
TOTAL UN-AUTHORIZED									
WILD HORSES									
WILD BURROS									

**US DEPARTMENT OF AGRICULTURE – FOREST SERVICE
ANNUAL GRAZING STATISTICAL REPORT
GRAZING SEASON 2002**

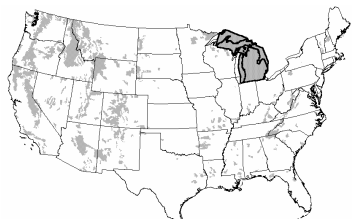


NATIONAL FORESTS – LOUISIANA



	Number of Permittees	CATTLE		HORSES & BURROS		SHEEP & GOATS		TOTAL	
		NUMBER	HMS AUMS	NUMBER	HMS AUMS	NUMBER	HMS AUMS	NUMBER	HMS AUMS
PERMITTED TO GRAZE	9	590	6,238	0	0	0	0	590	6,238
			7,882		0		0		7,882
AUTHORIZED TO GRAZE PAID PERMITS	9	590	5,998	0	0	0	0	590	5,998
			7,623		0		0		7,623
FREE USE									
PRIVATE LANDS									
CROSSING									
TOTAL AUTHORIZED	9	590	5,998	0	0	0	0	590	5,998
			7,623		0		0		7,623
TOTAL UN-AUTHORIZED									
WILD HORSES									
WILD BURROS									

**US DEPARTMENT OF AGRICULTURE – FOREST SERVICE
ANNUAL GRAZING STATISTICAL REPORT
GRAZING SEASON 2002**



NATIONAL FORESTS – MICHIGAN



	Number of Permittees	CATTLE		HORSES & BURROS		SHEEP & GOATS		TOTAL	
		NUMBER	HMS AUMS	NUMBER	HMS AUMS	NUMBER	HMS AUMS	NUMBER	HMS AUMS
PERMITTED TO GRAZE	4	177	794 639	0	0 0	0	0 0	177	794 639
AUTHORIZED TO GRAZE PAID PERMITS	1	1	8 8	0	0 0	0	0 0	1	8 8
FREE USE									
PRIVATE LANDS									
CROSSING									
TOTAL AUTHORIZED	1	1	8 8	0	0 0	0	0 0	1	8 8
TOTAL UN-AUTHORIZED									
WILD HORSES									
WILD BURROS									

**US DEPARTMENT OF AGRICULTURE – FOREST SERVICE
ANNUAL GRAZING STATISTICAL REPORT
GRAZING SEASON 2002**

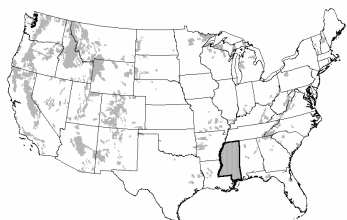


NATIONAL FORESTS – MINNESOTA



	Number of Permittees	CATTLE		HORSES & BURROS		SHEEP & GOATS		TOTAL	
		NUMBER	HMS AUMS	NUMBER	HMS AUMS	NUMBER	HMS AUMS	NUMBER	HMS AUMS
PERMITTED TO GRAZE	2	51	82	0	0	0	0	51	82
			108		0		0		108
AUTHORIZED TO GRAZE PAID PERMITS	2	87	119	0	0	0	0	87	119
			157		0		0		157
FREE USE									
PRIVATE LANDS									
CROSSING									
TOTAL AUTHORIZED	2	87	119	0	0	0	0	87	119
			157		0		0		157
TOTAL UN-AUTHORIZED									
WILD HORSES									
WILD BURROS									

**US DEPARTMENT OF AGRICULTURE – FOREST SERVICE
ANNUAL GRAZING STATISTICAL REPORT
GRAZING SEASON 2002**

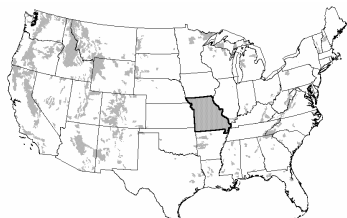


NATIONAL FORESTS – MISSISSIPPI



	Number of Permittees	CATTLE		HORSES & BURROS		SHEEP & GOATS		TOTAL	
		NUMBER	HMS AUMS	NUMBER	HMS AUMS	NUMBER	HMS AUMS	NUMBER	HMS AUMS
PERMITTED TO GRAZE	3	79	556	0	0	0	0	79	556
			556		0		0		556
AUTHORIZED TO GRAZE PAID PERMITS	3	6	42	0	0	0	0	6	42
			36		0		0		36
FREE USE									
PRIVATE LANDS									
CROSSING									
TOTAL AUTHORIZED	3	6	42	0	0	0	0	6	42
			36		0		0		36
TOTAL UN-AUTHORIZED									
WILD HORSES									
WILD BURROS									

**US DEPARTMENT OF AGRICULTURE – FOREST SERVICE
ANNUAL GRAZING STATISTICAL REPORT
GRAZING SEASON 2002**

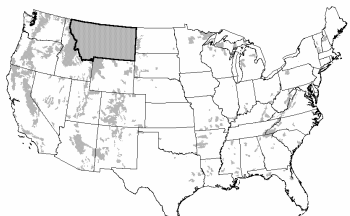


NATIONAL FORESTS – MISSOURI



	Number of Permittees	CATTLE		HORSES & BURROS		SHEEP & GOATS		TOTAL	
		NUMBER	HMS AUMS	NUMBER	HMS AUMS	NUMBER	HMS AUMS	NUMBER	HMS AUMS
PERMITTED TO GRAZE	48	3,480	17,217	5	31	0	0	3,485	17,248
			22,665		38		0		22,703
AUTHORIZED TO GRAZE PAID PERMITS	38	2,708	13,983	5	31	0	0	2,713	14,014
			18,396		38		0		18,434
FREE USE									
PRIVATE LANDS									
CROSSING									
TOTAL AUTHORIZED	38	2,708	13,983	5	31	0	0	2,713	14,014
			18,396		38		0		18,434
TOTAL UN-AUTHORIZED									
WILD HORSES									
WILD BURROS									

**US DEPARTMENT OF AGRICULTURE – FOREST SERVICE
ANNUAL GRAZING STATISTICAL REPORT
GRAZING SEASON 2002**

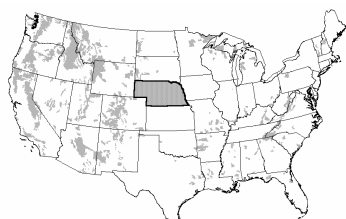


NATIONAL FORESTS – MONTANA



	Number of Permittees	CATTLE		HORSES & BURROS		SHEEP & GOATS		TOTAL	
		NUMBER	HMS AUMS	NUMBER	HMS AUMS	NUMBER	HMS AUMS	NUMBER	HMS AUMS
PERMITTED TO GRAZE	902	124,005	453,616	1,269	6,051	22,104	47,588	147,378	507,255
			580,011		7,262		14,277		601,550
AUTHORIZED TO GRAZE PAID PERMITS	865	115,825	390,521	1,047	3,342	20,750	40,248	137,622	434,111
			492,055		4,011		12,074		508,140
FREE USE	3	0	0	102	848	0	0	102	848
			0		1,017		0		1,017
PRIVATE LANDS	149	7,190	22,978	6	111	0	971	7,196	24,060
			29,529		133		291		29,953
CROSSING									
TOTAL AUTHORIZED	868	115,825	390,521	1,149	4,190	20,750	40,248	137,724	434,959
			492,055		5,028		12,074		509,157
TOTAL UN-AUTHORIZED	2	189	67	0	0	0	0	189	67
			88		0		0		88
WILD HORSES									
WILD BURROS									

**US DEPARTMENT OF AGRICULTURE – FOREST SERVICE
ANNUAL GRAZING STATISTICAL REPORT
GRAZING SEASON 2002**

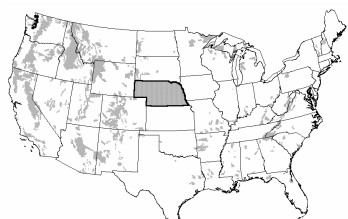


NATIONAL FOREST SYSTEM – NEBRASKA



	Number of Permittees	CATTLE		HORSES & BURROS		SHEEP & GOATS		TOTAL	
		NUMBER	HMS AUMS	NUMBER	HMS AUMS	NUMBER	HMS AUMS	NUMBER	HMS AUMS
PERMITTED TO GRAZE	84	19,660	93,863	4	8	0	0	19,664	93,871
			120,951		10		0		120,961
AUTHORIZED TO GRAZE PAID PERMITS	81	19,017	90,200	4	8	0	0	19,021	90,208
			115,222		10		0		115,232
FREE USE									
PRIVATE LANDS									
CROSSING									
TOTAL AUTHORIZED	81	19,017	90,200	4	8	0	0	19,021	90,208
			115,222		10		0		115,232
TOTAL UN-AUTHORIZED									
WILD HORSES									
WILD BURROS									

**US DEPARTMENT OF AGRICULTURE – FOREST SERVICE
ANNUAL GRAZING STATISTICAL REPORT
GRAZING SEASON 2002**

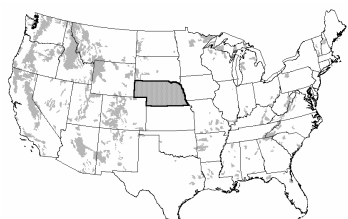


NATIONAL FORESTS – NEBRASKA



	Number of Permittees	CATTLE		HORSES & BURROS		SHEEP & GOATS		TOTAL	
		NUMBER	HMS AUMS	NUMBER	HMS AUMS	NUMBER	HMS AUMS	NUMBER	HMS AUMS
PERMITTED TO GRAZE	82	15,573	71,559	4	8	0	0	15,577	71,567
			91,801		10		0		91,811
AUTHORIZED TO GRAZE PAID PERMITS	79	15,848	69,374	4	8	0	0	15,852	69,382
			88,023		10		0		88,033
FREE USE									
PRIVATE LANDS									
CROSSING									
TOTAL AUTHORIZED	79	15,848	69,374	4	8	0	0	15,852	69,382
			88,023		10		0		88,033
TOTAL UN-AUTHORIZED									
WILD HORSES									
WILD BURROS									

**US DEPARTMENT OF AGRICULTURE – FOREST SERVICE
ANNUAL GRAZING STATISTICAL REPORT
GRAZING SEASON 2002**

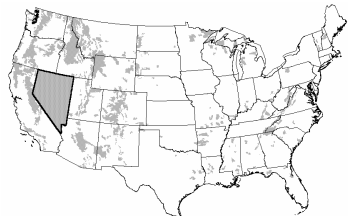


NATIONAL GRASSLANDS – NEBRASKA



	Number of Permittees	CATTLE		HORSES & BURROS		SHEEP & GOATS		TOTAL	
		NUMBER	HMS AUMS	NUMBER	HMS AUMS	NUMBER	HMS AUMS	NUMBER	HMS AUMS
PERMITTED TO GRAZE	2	4,087	22,304 29,150	0	0 0	0	0 0	4,087	22,304 29,150
AUTHORIZED TO GRAZE PAID PERMITS	2	3,169	20,826 27,199	0	0 0	0	0 0	3,169	20,826 27,199
FREE USE									
PRIVATE LANDS									
CROSSING									
TOTAL AUTHORIZED	2	3,169	20,826 27,199	0	0 0	0	0 0	3,169	20,826 27,199
TOTAL UN-AUTHORIZED									
WILD HORSES									
WILD BURROS									

**US DEPARTMENT OF AGRICULTURE – FOREST SERVICE
ANNUAL GRAZING STATISTICAL REPORT
GRAZING SEASON 2002**

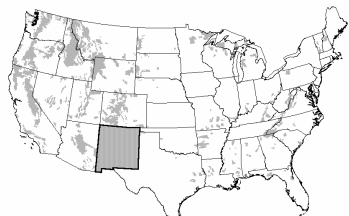


NATIONAL FORESTS – NEVADA



	Number of Permittees	CATTLE		HORSES & BURROS		SHEEP & GOATS		TOTAL	
		NUMBER	HMS AUMS	NUMBER	HMS AUMS	NUMBER	HMS AUMS	NUMBER	HMS AUMS
PERMITTED TO GRAZE	165	49,110	201,150	89	337	49,786	226,547	98,985	428,034
			260,822				404		
AUTHORIZED TO GRAZE PAID PERMITS	144	52,729	156,513	69	233	99,563	194,060	152,361	350,806
			201,915				280		
FREE USE									
PRIVATE LANDS	3	569	1,455	0	0	0	0	569	1,455
			1,517				0		
CROSSING									
TOTAL AUTHORIZED	144	52,729	156,513	69	233	99,563	194,060	152,361	350,806
			201,915				280		
TOTAL UN-AUTHORIZED									
WILD HORSES	0	0	0	1,201	14,403	0	0	1,201	14,403
			0				17,284		
WILD BURROS	0	0	0	42	503	0	0	42	503
			0				302		

**US DEPARTMENT OF AGRICULTURE – FOREST SERVICE
ANNUAL GRAZING STATISTICAL REPORT
GRAZING SEASON 2002**

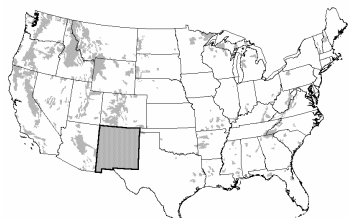


NATIONAL FOREST SYSTEM – NEW MEXICO



	Number of Permittees	CATTLE		HORSES & BURROS		SHEEP & GOATS		TOTAL	
		NUMBER	HMS AUMS	NUMBER	HMS AUMS	NUMBER	HMS AUMS	NUMBER	HMS AUMS
PERMITTED TO GRAZE	985	97,987	868,630	356	3,972	11,187	54,378	109,530	926,980
			1,073,668		4,766		15,087		1,093,521
AUTHORIZED TO GRAZE PAID PERMITS	941	80,533	598,770	301	2,692	9,210	35,782	90,044	637,244
			765,848		3,231		10,709		779,788
FREE USE									
PRIVATE LANDS	32	516	4,604	32	360	0	0	548	4,964
			6,103		432		0		6,535
CROSSING									
TOTAL AUTHORIZED	941	80,533	598,770	301	2,692	9,210	35,782	90,044	637,244
			765,848		3,231		10,709		779,788
TOTAL UN-AUTHORIZED	2	269	292	0	0	0	0	269	292
			304		0		0		304
WILD HORSES	0	0	0	0	0	0	0	0	0
			0		0		0		0
WILD BURROS	0	0	0	0	0	0	0	0	0
			0		0		0		0

**US DEPARTMENT OF AGRICULTURE – FOREST SERVICE
ANNUAL GRAZING STATISTICAL REPORT
GRAZING SEASON 2002**

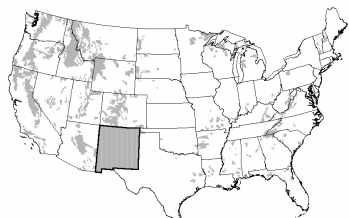


NATIONAL FORESTS – NEW MEXICO



	Number of Permittees	CATTLE		HORSES & BURROS		SHEEP & GOATS		TOTAL	
		NUMBER	HMS AUMS	NUMBER	HMS AUMS	NUMBER	HMS AUMS	NUMBER	HMS AUMS
PERMITTED TO GRAZE	920	92,184	727,341	356	3,972	11,187	54,378	103,727	785,691
			909,085		4,766		15,087		928,938
AUTHORIZED TO GRAZE PAID PERMITS	881	72,329	515,830	301	2,692	9,210	35,782	81,840	554,304
			671,570		3,231		10,709		685,510
FREE USE									
PRIVATE LANDS	32	516	4,604	32	360	0	0	548	4,964
			6,103		432		0		6,535
CROSSING									
TOTAL AUTHORIZED	881	72,329	515,830	301	2,692	9,210	35,782	81,840	554,304
			671,570		3,231		10,709		685,510
TOTAL UN-AUTHORIZED	1	23	8	0	0	0	0	23	8
			11		0		0		11
WILD HORSES	0	0	0	0	0	0	0	0	0
			0		0		0		0
WILD BURROS	0	0	0	0	0	0	0	0	0
			0		0		0		0

**US DEPARTMENT OF AGRICULTURE – FOREST SERVICE
ANNUAL GRAZING STATISTICAL REPORT
GRAZING SEASON 2002**

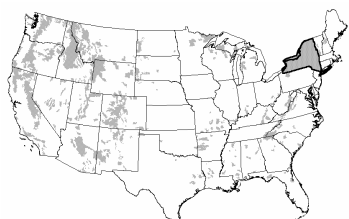


NATIONAL GRASSLANDS – NEW MEXICO



	Number of Permittees	CATTLE		HORSES & BURROS		SHEEP & GOATS		TOTAL	
		NUMBER	HMS AUMS	NUMBER	HMS AUMS	NUMBER	HMS AUMS	NUMBER	HMS AUMS
PERMITTED TO GRAZE	65	5,803	141,289	0	0	0	0	5,803	141,289
			164,583		0		0		164,583
AUTHORIZED TO GRAZE PAID PERMITS	60	8,204	82,940	0	0	0	0	8,204	82,940
			94,278		0		0		94,278
FREE USE									
PRIVATE LANDS									
CROSSING									
TOTAL AUTHORIZED	60	8,204	82,940	0	0	0	0	8,204	82,940
			94,278		0		0		94,278
TOTAL UN-AUTHORIZED	1	246	284	0	0	0	0	246	284
WILD HORSES									
WILD BURROS									

**US DEPARTMENT OF AGRICULTURE – FOREST SERVICE
ANNUAL GRAZING STATISTICAL REPORT
GRAZING SEASON 2002**

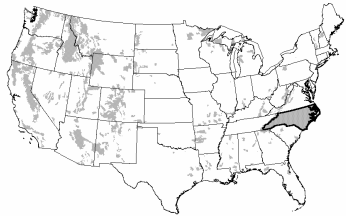


NATIONAL FORESTS – NEW YORK



	Number of Permittees	CATTLE		HORSES & BURROS		SHEEP & GOATS		TOTAL	
		NUMBER	HMS AUMS	NUMBER	HMS AUMS	NUMBER	HMS AUMS	NUMBER	HMS AUMS
PERMITTED TO GRAZE	1	0	8,942	0	0	0	0	0	8,942
			11,803		0		0		11,803
AUTHORIZED TO GRAZE PAID PERMITS	1	0	7,706	0	0	0	0	0	7,706
			10,172		0		0		10,172
FREE USE									
PRIVATE LANDS									
CROSSING									
TOTAL AUTHORIZED	1	0	7,706	0	0	0	0	0	7,706
			10,172		0		0		10,172
TOTAL UN-AUTHORIZED									
WILD HORSES									
WILD BURROS									

**US DEPARTMENT OF AGRICULTURE – FOREST SERVICE
ANNUAL GRAZING STATISTICAL REPORT
GRAZING SEASON 2002**

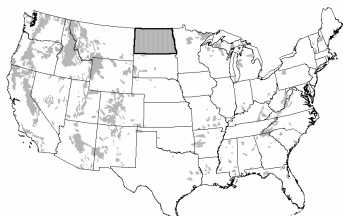


NATIONAL FORESTS – NORTH CAROLINA



	Number of Permittees	CATTLE		HORSES & BURROS		SHEEP & GOATS		TOTAL	
		NUMBER	HMS AUMS	NUMBER	HMS AUMS	NUMBER	HMS AUMS	NUMBER	HMS AUMS
PERMITTED TO GRAZE									
AUTHORIZED TO GRAZE PAID PERMITS									
FREE USE									
PRIVATE LANDS									
CROSSING									
TOTAL AUTHORIZED									
TOTAL UN-AUTHORIZED									
WILD HORSES									
WILD BURROS									

**US DEPARTMENT OF AGRICULTURE – FOREST SERVICE
ANNUAL GRAZING STATISTICAL REPORT
GRAZING SEASON 2002**

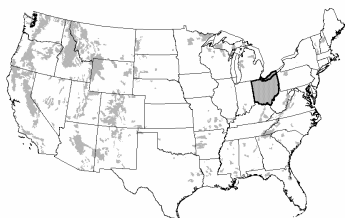


NATIONAL GRASSLANDS – NORTH DAKOTA



	Number of Permittees	CATTLE		HORSES & BURROS		SHEEP & GOATS		TOTAL	
		NUMBER	HMS AUMS	NUMBER	HMS AUMS	NUMBER	HMS AUMS	NUMBER	HMS AUMS
PERMITTED TO GRAZE	18	61,007	437,795	392	3,335	0	0	61,399	441,130
			568,521		4,002		0		572,523
AUTHORIZED TO GRAZE PAID PERMITS	13	1,582	8,348	0	0	0	0	1,582	8,348
			11,051		0		0		11,051
FREE USE									
PRIVATE LANDS	11	728	4,076	0	0	0	0	728	4,076
			5,392		0		0		5,392
CROSSING									
TOTAL AUTHORIZED	13	1,582	8,348	0	0	0	0	1,582	8,348
			11,051		0		0		11,051
TOTAL UN-AUTHORIZED									
WILD HORSES									
WILD BURROS									

**US DEPARTMENT OF AGRICULTURE – FOREST SERVICE
ANNUAL GRAZING STATISTICAL REPORT
GRAZING SEASON 2002**

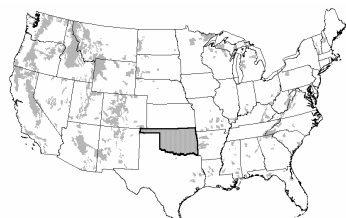


NATIONAL FORESTS – OHIO



	Number of Permittees	CATTLE		HORSES & BURROS		SHEEP & GOATS		TOTAL	
		NUMBER	HMS AUMS	NUMBER	HMS AUMS	NUMBER	HMS AUMS	NUMBER	HMS AUMS
PERMITTED TO GRAZE	2	50	392	0	0	0	0	50	392
			392		0		0		392
AUTHORIZED TO GRAZE PAID PERMITS									
FREE USE									
PRIVATE LANDS									
CROSSING									
TOTAL AUTHORIZED									
TOTAL UN-AUTHORIZED									
WILD HORSES									
WILD BURROS									

**US DEPARTMENT OF AGRICULTURE – FOREST SERVICE
ANNUAL GRAZING STATISTICAL REPORT
GRAZING SEASON 2002**

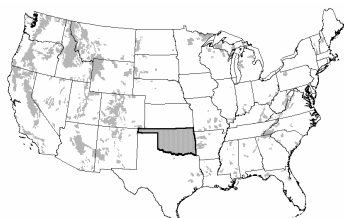


NATIONAL FOREST SYSTEM – OKLAHOMA



	Number of Permittees	CATTLE		HORSES & BURROS		SHEEP & GOATS		TOTAL	
		NUMBER	HMS AUMS	NUMBER	HMS AUMS	NUMBER	HMS AUMS	NUMBER	HMS AUMS
PERMITTED TO GRAZE	104	5,852	30,015	25	211	0	0	5,877	30,226
			32,945		253		0		33,198
AUTHORIZED TO GRAZE PAID PERMITS	93	6,220	24,720	15	211	0	0	6,235	24,931
			27,505		253		0		27,758
FREE USE									
PRIVATE LANDS									
CROSSING									
TOTAL AUTHORIZED	93	6,220	24,720	15	211	0	0	6,235	24,931
			27,505		253		0		27,758
TOTAL UN-AUTHORIZED	1	10	3	0	0	0	0	10	3
			3		0		0		3
WILD HORSES									
WILD BURROS									

**US DEPARTMENT OF AGRICULTURE – FOREST SERVICE
ANNUAL GRAZING STATISTICAL REPORT
GRAZING SEASON 2002**

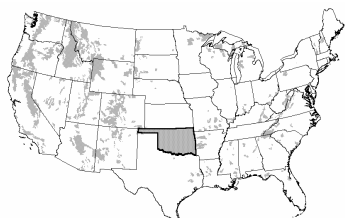


NATIONAL FORESTS – OKLAHOMA



	Number of Permittees	CATTLE		HORSES & BURROS		SHEEP & GOATS		TOTAL	
		NUMBER	HMS AUMS	NUMBER	HMS AUMS	NUMBER	HMS AUMS	NUMBER	HMS AUMS
PERMITTED TO GRAZE	23	1,617	9,266	25	211	0	0	1,642	9,477
			9,627		253		0		9,880
AUTHORIZED TO GRAZE PAID PERMITS	21	807	4,958	15	211	0	0	822	5,169
			5,286		253		0		5,539
FREE USE									
PRIVATE LANDS									
CROSSING									
TOTAL AUTHORIZED	21	807	4,958	15	211	0	0	822	5,169
			5,286		253		0		5,539
TOTAL UN-AUTHORIZED	1	10	3	0	0	0	0	10	3
			3		0		0		3
WILD HORSES									
WILD BURROS									

**US DEPARTMENT OF AGRICULTURE – FOREST SERVICE
ANNUAL GRAZING STATISTICAL REPORT
GRAZING SEASON 2002**

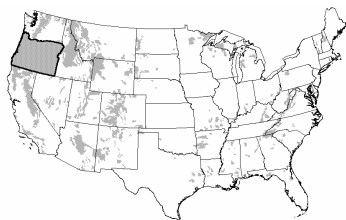


NATIONAL GRASSLANDS – OKLAHOMA



	Number of Permittees	CATTLE		HORSES & BURROS		SHEEP & GOATS		TOTAL	
		NUMBER	HMS AUMS	NUMBER	HMS AUMS	NUMBER	HMS AUMS	NUMBER	HMS AUMS
PERMITTED TO GRAZE	81	4,235	20,749	0	0	0	0	4,235	20,749
			23,318		0		0		23,318
AUTHORIZED TO GRAZE PAID PERMITS	72	5,413	19,762	0	0	0	0	5,413	19,762
			22,219		0		0		22,219
FREE USE									
PRIVATE LANDS									
CROSSING									
TOTAL AUTHORIZED	72	5,413	19,762	0	0	0	0	5,413	19,762
			22,219		0		0		22,219
TOTAL UN-AUTHORIZED									
WILD HORSES									
WILD BURROS									

**US DEPARTMENT OF AGRICULTURE – FOREST SERVICE
ANNUAL GRAZING STATISTICAL REPORT
GRAZING SEASON 2002**

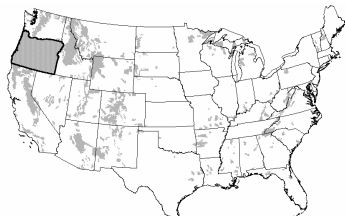


NATIONAL FOREST SYSTEM – OREGON



	Number of Permittees	CATTLE		HORSES & BURROS		SHEEP & GOATS		TOTAL	
		NUMBER	HMS AUMS	NUMBER	HMS AUMS	NUMBER	HMS AUMS	NUMBER	HMS AUMS
PERMITTED TO GRAZE	409	93,564	368,303	178	1,080	27,084	99,353	120,826	468,736
			483,572				1,296		
AUTHORIZED TO GRAZE PAID PERMITS	392	90,996	308,538	82	436	17,479	62,307	108,557	371,281
			403,664				523		
FREE USE	3	190	762	81	468	0	0	271	1,230
			1,006				562		
PRIVATE LANDS	65	5,231	21,751	0	0	225	331	5,456	22,082
			28,541				0		
CROSSING									
TOTAL AUTHORIZED	395	91,186	309,300	163	904	17,479	62,307	108,828	372,511
			404,670				1,085		
TOTAL UN-AUTHORIZED	5	467	507	142	221	0	0	609	728
			670				292		
WILD HORSES	0	0	0	235	3,000	0	0	235	3,000
			0				3,600		
WILD BURROS									

**US DEPARTMENT OF AGRICULTURE – FOREST SERVICE
ANNUAL GRAZING STATISTICAL REPORT
GRAZING SEASON 2002**

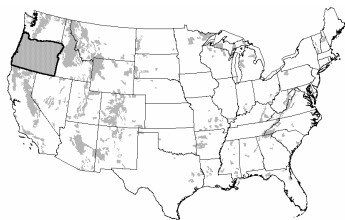


NATIONAL FORESTS – OREGON



	Number of Permittees	CATTLE		HORSES & BURROS		SHEEP & GOATS		TOTAL	
		NUMBER	HMS AUMS	NUMBER	HMS AUMS	NUMBER	HMS AUMS	NUMBER	HMS AUMS
PERMITTED TO GRAZE	389	90,956	351,571	150	882	27,084	99,353	118,190	451,806
			462,063		1,058		29,004		492,125
AUTHORIZED TO GRAZE PAID PERMITS	372	88,388	291,806	54	238	17,479	62,307	105,921	354,351
			382,155		285		18,090		400,530
FREE USE	3	190	762	81	468	0	0	271	1,230
			1,006		562		0		1,568
PRIVATE LANDS	65	5,231	21,751	0	0	225	331	5,456	22,082
			28,541		0		99		28,640
CROSSING									
TOTAL AUTHORIZED	375	88,578	292,568	135	706	17,479	62,307	106,192	355,581
			383,161		847		18,090		402,098
TOTAL UN-AUTHORIZED	5	467	507	142	221	0	0	609	728
			670		292		0		962
WILD HORSES	0	0	0	235	3,000	0	0	235	3,000
			0		3,600		0		3,600
WILD BURROS									

**US DEPARTMENT OF AGRICULTURE – FOREST SERVICE
ANNUAL GRAZING STATISTICAL REPORT
GRAZING SEASON 2002**

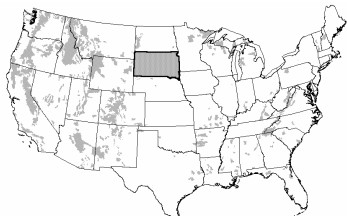


NATIONAL GRASSLANDS – OREGON



	Number of Permittees	CATTLE		HORSES & BURROS		SHEEP & GOATS		TOTAL	
		NUMBER	HMS AUMS	NUMBER	HMS AUMS	NUMBER	HMS AUMS	NUMBER	HMS AUMS
PERMITTED TO GRAZE	20	2,608	16,732	28	198	0	0	2,636	16,930
			21,509		238		0		21,747
AUTHORIZED TO GRAZE PAID PERMITS	20	2,608	16,732	28	198	0	0	2,636	16,930
			21,509		238		0		21,747
FREE USE									
PRIVATE LANDS									
CROSSING									
TOTAL AUTHORIZED	20	2,608	16,732	28	198	0	0	2,636	16,930
			21,509		238		0		21,747
TOTAL UN-AUTHORIZED									
WILD HORSES									
WILD BURROS									

**US DEPARTMENT OF AGRICULTURE – FOREST SERVICE
ANNUAL GRAZING STATISTICAL REPORT
GRAZING SEASON 2002**

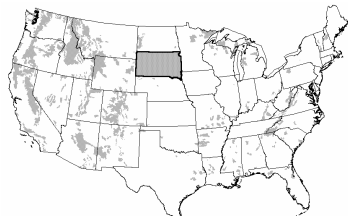


NATIONAL FOREST SYSTEM – SOUTH DAKOTA



	Number of Permittees	CATTLE		HORSES & BURROS		SHEEP & GOATS		TOTAL	
		NUMBER	HMS AUMS	NUMBER	HMS AUMS	NUMBER	HMS AUMS	NUMBER	HMS AUMS
PERMITTED TO GRAZE	403	83,688	424,698	11	69	4,688	21,142	88,387	445,909
			540,445				77		
AUTHORIZED TO GRAZE PAID PERMITS	395	86,445	407,918	11	77	2,985	10,996	89,441	418,991
			525,120				85		
FREE USE									
PRIVATE LANDS	130	6,359	32,303	75	311	14	70	6,448	32,684
			41,126				373		
CROSSING									
TOTAL AUTHORIZED	395	86,445	407,918	11	77	2,985	10,996	89,441	418,991
			525,120				85		
TOTAL UN-AUTHORIZED	1	68	13	0	0	0	0	68	13
			17				0		
WILD HORSES									
WILD BURROS									

**US DEPARTMENT OF AGRICULTURE – FOREST SERVICE
ANNUAL GRAZING STATISTICAL REPORT
GRAZING SEASON 2002**

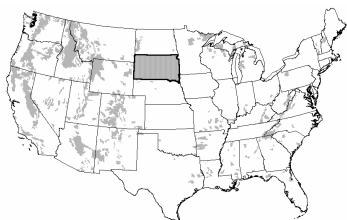


NATIONAL FORESTS – SOUTH DAKOTA



	Number of Permittees	CATTLE		HORSES & BURROS		SHEEP & GOATS		TOTAL	
		NUMBER	HMS AUMS	NUMBER	HMS AUMS	NUMBER	HMS AUMS	NUMBER	HMS AUMS
PERMITTED TO GRAZE	209	21,628	91,860	4	24	0	0	21,632	91,884
			117,028		29		0		117,057
AUTHORIZED TO GRAZE PAID PERMITS	201	21,196	84,520	4	24	0	0	21,200	84,544
			106,649		29		0		106,678
FREE USE									
PRIVATE LANDS	47	2,325	7,931	0	0	0	0	2,325	7,931
			9,662		0		0		9,662
CROSSING									
TOTAL AUTHORIZED	201	21,196	84,520	4	24	0	0	21,200	84,544
			106,649		29		0		106,678
TOTAL UN-AUTHORIZED									
WILD HORSES									
WILD BURROS									

**US DEPARTMENT OF AGRICULTURE – FOREST SERVICE
ANNUAL GRAZING STATISTICAL REPORT
GRAZING SEASON 2002**

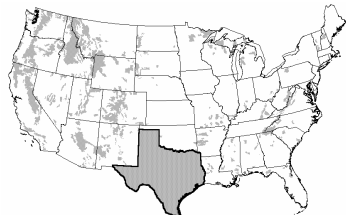


NATIONAL GRASSLANDS – SOUTH DAKOTA



	Number of Permittees	CATTLE		HORSES & BURROS		SHEEP & GOATS		TOTAL	
		NUMBER	HMS AUMS	NUMBER	HMS AUMS	NUMBER	HMS AUMS	NUMBER	HMS AUMS
PERMITTED TO GRAZE	194	62,060	332,838	7	45	4,688	21,142	66,755	354,025
			423,417		48		6,058		429,523
AUTHORIZED TO GRAZE PAID PERMITS	194	65,249	323,398	7	53	2,985	10,996	68,241	334,447
			418,471		56		2,964		421,491
FREE USE									
PRIVATE LANDS	83	4,034	24,372	75	311	14	70	4,123	24,753
			31,464		373		21		31,858
CROSSING									
TOTAL AUTHORIZED	194	65,249	323,398	7	53	2,985	10,996	68,241	334,447
			418,471		56		2,964		421,491
TOTAL UN-AUTHORIZED	1	68	13	0	0	0	0	68	13
WILD HORSES									
WILD BURROS									

**US DEPARTMENT OF AGRICULTURE – FOREST SERVICE
ANNUAL GRAZING STATISTICAL REPORT
GRAZING SEASON 2002**

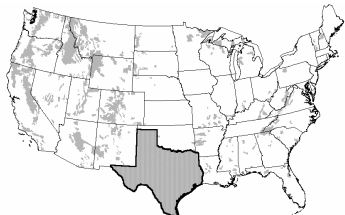


NATIONAL FOREST SYSTEM – TEXAS



	Number of Permittees	CATTLE		HORSES & BURROS		SHEEP & GOATS		TOTAL	
		NUMBER	HMS AUMS	NUMBER	HMS AUMS	NUMBER	HMS AUMS	NUMBER	HMS AUMS
PERMITTED TO GRAZE	76	4,867	46,514 45,070	0	0 0	0	0 0	4,867	46,514 45,070
AUTHORIZED TO GRAZE PAID PERMITS	68	5,267	43,046 42,348	0	0 0	0	0 0	5,267	43,046 42,348
FREE USE									
PRIVATE LANDS									
CROSSING									
TOTAL AUTHORIZED	68	5,267	43,046 42,348	0	0 0	0	0 0	5,267	43,046 42,348
TOTAL UN-AUTHORIZED									
WILD HORSES									
WILD BURROS									

**US DEPARTMENT OF AGRICULTURE – FOREST SERVICE
ANNUAL GRAZING STATISTICAL REPORT
GRAZING SEASON 2002**

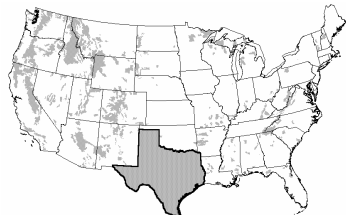


NATIONAL FORESTS – TEXAS



	Number of Permittees	CATTLE		HORSES & BURROS		SHEEP & GOATS		TOTAL	
		NUMBER	HMS AUMS	NUMBER	HMS AUMS	NUMBER	HMS AUMS	NUMBER	HMS AUMS
PERMITTED TO GRAZE	1	10	80	0	0	0	0	10	80
			102		0		0		102
AUTHORIZED TO GRAZE PAID PERMITS	1	10	80	0	0	0	0	10	80
			102		0		0		102
FREE USE									
PRIVATE LANDS									
CROSSING									
TOTAL AUTHORIZED	1	10	80	0	0	0	0	10	80
			102		0		0		102
TOTAL UN-AUTHORIZED									
WILD HORSES									
WILD BURROS									

**US DEPARTMENT OF AGRICULTURE – FOREST SERVICE
ANNUAL GRAZING STATISTICAL REPORT
GRAZING SEASON 2002**

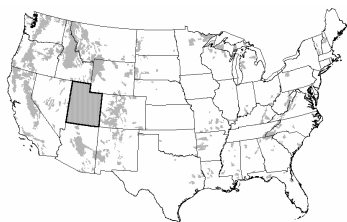


NATIONAL GRASSLANDS – TEXAS



	Number of Permittees	CATTLE		HORSES & BURROS		SHEEP & GOATS		TOTAL	
		NUMBER	HMS AUMS	NUMBER	HMS AUMS	NUMBER	HMS AUMS	NUMBER	HMS AUMS
PERMITTED TO GRAZE	75	4,857	46,434	0	0	0	0	4,857	46,434
			44,968		0		0		44,968
AUTHORIZED TO GRAZE PAID PERMITS	67	5,257	42,966	0	0	0	0	5,257	42,966
			42,246		0		0		42,246
FREE USE									
PRIVATE LANDS									
CROSSING									
TOTAL AUTHORIZED	67	5,257	42,966	0	0	0	0	5,257	42,966
			42,246		0		0		42,246
TOTAL UN-AUTHORIZED									
WILD HORSES									
WILD BURROS									

**US DEPARTMENT OF AGRICULTURE – FOREST SERVICE
ANNUAL GRAZING STATISTICAL REPORT
GRAZING SEASON 2002**

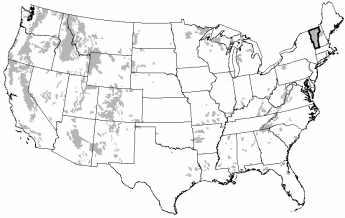


NATIONAL FORESTS – UTAH



	Number of Permittees	CATTLE		HORSES & BURROS		SHEEP & GOATS		TOTAL	
		NUMBER	HMS AUMS	NUMBER	HMS AUMS	NUMBER	HMS AUMS	NUMBER	HMS AUMS
PERMITTED TO GRAZE	972	99,820	361,151	185	662	230,843	637,737	330,848	999,550
			475,617		793		189,957		666,367
AUTHORIZED TO GRAZE PAID PERMITS	950	92,400	311,780	275	919	187,524	497,503	280,199	810,202
			410,806		1,102		148,313		560,221
FREE USE	1	25	113	0	0	0	0	25	113
			149		0		0		149
PRIVATE LANDS	46	761	3,194	0	8	4,430	10,831	5,191	14,033
			4,183		10		3,225		7,418
CROSSING									
TOTAL AUTHORIZED	951	92,425	311,893	275	919	187,524	497,503	280,224	810,315
			410,955		1,102		148,313		560,370
TOTAL UN-AUTHORIZED	5	282	30	0	0	2,658	6,220	2,940	6,250
			39		0		1,866		1,905
WILD HORSES	0	0	0	60	324	0	0	60	324
			0		389		0		389
WILD BURROS									

**US DEPARTMENT OF AGRICULTURE – FOREST SERVICE
ANNUAL GRAZING STATISTICAL REPORT
GRAZING SEASON 2002**

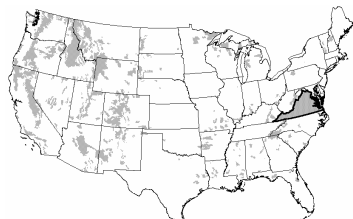


NATIONAL FORESTS – VERMONT



	Number of Permittees	CATTLE		HORSES & BURROS		SHEEP & GOATS		TOTAL	
		NUMBER	HMS AUMS	NUMBER	HMS AUMS	NUMBER	HMS AUMS	NUMBER	HMS AUMS
PERMITTED TO GRAZE									
AUTHORIZED TO GRAZE PAID PERMITS									
FREE USE									
PRIVATE LANDS									
CROSSING									
TOTAL AUTHORIZED									
TOTAL UN-AUTHORIZED									
WILD HORSES									
WILD BURROS									

**US DEPARTMENT OF AGRICULTURE – FOREST SERVICE
ANNUAL GRAZING STATISTICAL REPORT
GRAZING SEASON 2002**

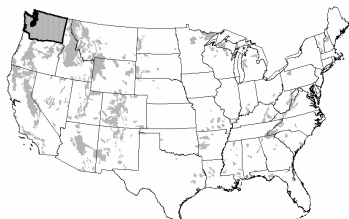


NATIONAL FORESTS – VIRGINIA



	Number of Permittees	CATTLE		HORSES & BURROS		SHEEP & GOATS		TOTAL	
		NUMBER	HMS AUMS	NUMBER	HMS AUMS	NUMBER	HMS AUMS	NUMBER	HMS AUMS
PERMITTED TO GRAZE	41	1,089	7,675	145	1,737	0	0	1,234	9,412
			9,282		1,436		0		10,718
AUTHORIZED TO GRAZE PAID PERMITS	39	968	6,926	148	1,756	0	0	1,116	8,682
			8,593		1,459		0		10,052
FREE USE									
PRIVATE LANDS									
CROSSING									
TOTAL AUTHORIZED	39	968	6,926	148	1,756	0	0	1,116	8,682
			8,593		1,459		0		10,052
TOTAL UN-AUTHORIZED									
WILD HORSES									
WILD BURROS									

**US DEPARTMENT OF AGRICULTURE – FOREST SERVICE
ANNUAL GRAZING STATISTICAL REPORT
GRAZING SEASON 2002**

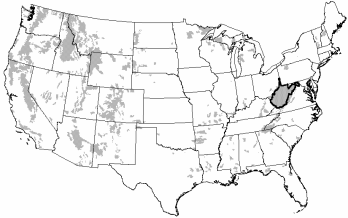


NATIONAL FORESTS – WASHINGTON



	Number of Permittees	CATTLE		HORSES & BURROS		SHEEP & GOATS		TOTAL	
		NUMBER	HMS AUMS	NUMBER	HMS AUMS	NUMBER	HMS AUMS	NUMBER	HMS AUMS
PERMITTED TO GRAZE	121	17,257	72,030	1	6	9,194	43,027	26,452	115,063
			94,514		7		12,908		107,429
AUTHORIZED TO GRAZE PAID PERMITS	118	15,296	61,082	5	10	8,944	20,623	24,245	81,715
			79,188		12		6,187		85,387
FREE USE									
PRIVATE LANDS	18	682	2,226	0	0	0	0	682	2,226
			2,939		0		0		2,939
CROSSING									
TOTAL AUTHORIZED	118	15,296	61,082	5	10	8,944	20,623	24,245	81,715
			79,188		12		6,187		85,387
TOTAL UN-AUTHORIZED									
WILD HORSES									
WILD BURROS									

**US DEPARTMENT OF AGRICULTURE – FOREST SERVICE
ANNUAL GRAZING STATISTICAL REPORT
GRAZING SEASON 2002**

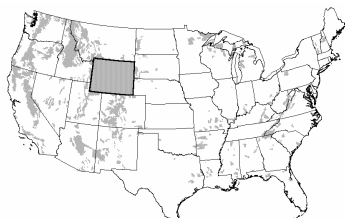


NATIONAL FORESTS – WEST VIRGINIA



	Number of Permittees	CATTLE		HORSES & BURROS		SHEEP & GOATS		TOTAL	
		NUMBER	HMS AUMS	NUMBER	HMS AUMS	NUMBER	HMS AUMS	NUMBER	HMS AUMS
PERMITTED TO GRAZE	45	866	4,501	28	164	56	284	950	4,949
			5,790		197		85		6,072
AUTHORIZED TO GRAZE PAID PERMITS	44	829	4,335	28	164	56	284	913	4,783
			5,576		197		85		5,858
FREE USE									
PRIVATE LANDS									
CROSSING									
TOTAL AUTHORIZED	44	829	4,335	28	164	56	284	913	4,783
			5,576		197		85		5,858
TOTAL UN-AUTHORIZED									
WILD HORSES									
WILD BURROS									

**US DEPARTMENT OF AGRICULTURE – FOREST SERVICE
ANNUAL GRAZING STATISTICAL REPORT
GRAZING SEASON 2002**

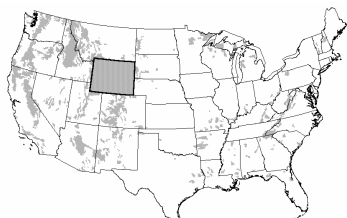


NATIONAL FOREST SYSTEM – WYOMING



	Number of Permittees	CATTLE		HORSES & BURROS		SHEEP & GOATS		TOTAL	
		NUMBER	HMS AUMS	NUMBER	HMS AUMS	NUMBER	HMS AUMS	NUMBER	HMS AUMS
PERMITTED TO GRAZE	705	134,167	772,267	1,906	7,329	176,081	607,737	312,154	1,387,333
			924,943		8,794		168,155		1,101,892
AUTHORIZED TO GRAZE PAID PERMITS	489	85,379	290,724	1,334	4,202	118,660	274,204	205,373	569,130
			347,583		5,042		81,307		433,932
FREE USE	2	0	0	80	242	0	0	80	242
			0		290		0		290
PRIVATE LANDS	16	1,263	4,734	0	0	0	0	1,263	4,734
			5,064		0		0		5,064
CROSSING									
TOTAL AUTHORIZED	491	85,379	290,724	1,414	4,444	118,660	274,204	205,453	569,372
			347,583		5,332		81,307		434,222
TOTAL UN-AUTHORIZED									
WILD HORSES									
WILD BURROS									

**US DEPARTMENT OF AGRICULTURE – FOREST SERVICE
ANNUAL GRAZING STATISTICAL REPORT
GRAZING SEASON 2002**

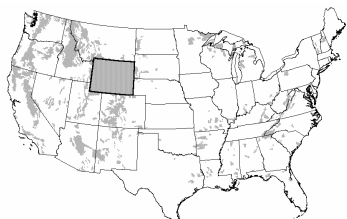


NATIONAL FORESTS – WYOMING



	Number of Permittees	CATTLE		HORSES & BURROS		SHEEP & GOATS		TOTAL	
		NUMBER	HMS AUMS	NUMBER	HMS AUMS	NUMBER	HMS AUMS	NUMBER	HMS AUMS
PERMITTED TO GRAZE	546	107,205	381,178	1,836	5,393	157,130	371,751	266,171	758,322
			459,933		6,471		110,902		577,306
AUTHORIZED TO GRAZE PAID PERMITS	489	85,379	290,724	1,334	4,202	118,660	274,204	205,373	569,130
			347,583		5,042		81,307		433,932
FREE USE	2	0	0	80	242	0	0	80	242
			0		290		0		290
PRIVATE LANDS	16	1,263	4,734	0	0	0	0	1,263	4,734
			5,064		0		0		5,064
CROSSING									
TOTAL AUTHORIZED	491	85,379	290,724	1,414	4,444	118,660	274,204	205,453	569,372
			347,583		5,332		81,307		434,222
TOTAL UN-AUTHORIZED									
WILD HORSES									
WILD BURROS									

**US DEPARTMENT OF AGRICULTURE – FOREST SERVICE
ANNUAL GRAZING STATISTICAL REPORT
GRAZING SEASON 2002**



NATIONAL GRASSLANDS – WYOMING



	Number of Permittees	CATTLE		HORSES & BURROS		SHEEP & GOATS		TOTAL	
		NUMBER	HMS AUMS	NUMBER	HMS AUMS	NUMBER	HMS AUMS	NUMBER	HMS AUMS
PERMITTED TO GRAZE	159	26,962	391,089 465,010	70	1,936 2,323	18,951	235,986 57,253	45,983	629,011 524,586
AUTHORIZED TO GRAZE PAID PERMITS									
FREE USE									
PRIVATE LANDS									
CROSSING									
TOTAL AUTHORIZED									
TOTAL UN-AUTHORIZED									
WILD HORSES									
WILD BURROS									

Conditions and requirements are set forth in the following USDA Secretary's Regulations

36 Code of Federal Regulations

222.1 AUTHORITY AND DEFINITIONS

- (a) **Authority.** The Chief, Forest Service, shall develop, administer and protect the range resources and permit and regulate the grazing use of all kinds and classes of livestock on all National Forest System lands and on other lands under Forest Service control. He may re-delegate this authority.
- (b) **Definitions.**
- (1) An "allotment" is a designated area of land available for livestock grazing.
 - (2) An "allotment management plan" is a document that specifies the program of action designated to reach a given set of objectives. It is prepared in consultation with the permittee(s) involved and:
 - (i) Prescribes the manner in and extent to which livestock operations will be conducted in order to meet the multiple-use, sustained yield, economic, and other needs and objectives as determined for the lands involved; and
 - (ii) Describes the type, location ownership, and general specifications for the range improvements in place or to be installed and maintained on the lands to meet the livestock grazing and other objectives of land management; and
 - (iii) Contains such other provisions relating to livestock grazing and other objectives as may be prescribed by the Chief, Forest Service, consistent with applicable law.
 - (3) "Base property" is land and improvements owned and used by the permittee for a farm or ranch operation and specifically designated by him to qualify for a term grazing permit.
 - (4) "Cancel" means action taken to permanently invalidate a term grazing permit in whole or in part.
 - (5) A "grazing permit" is any document authorizing livestock to use National Forest System or other lands under Forest Service control for the purpose of livestock production including:
 - (i) "Temporary grazing permits" for grazing livestock temporarily and without priority for re-issuance.
 - (ii) "Term permits" for up to 10 years with priority for renewal at the end of the term.
 - (6) "Land subject to commercial livestock grazing" means National Forest System lands within established allotments.
 - (7) "Lands within National Forest in the 16 continuous western States" means lands designated as National Forest within the boundaries of Arizona, California, Colorado, Idaho, Kansas, Montana, Nebraska, Nevada, New Mexico, North Dakota, Oklahoma, Oregon, South Dakota, Utah, Washington, and Wyoming (National Grasslands are excluded)
 - (8) "Livestock" means animals of any kind kept or raised for use or pleasure.
 - (9) "Livestock use permit" means a permit issued for not to exceed one year where the primary use is for other than grazing livestock.
 - (10) "Modify" means to revise the terms and conditions of an issued permit.
 - (11) "National Forest System lands," are the National Forests, National Grasslands, Land Utilization Projects, and other Federal lands for which the Forest Service has administrative jurisdiction.
 - (12) "On-and-off grazing permits" are permits with specific provisions on range only part of which is National Forest System lands or other lands under Forest Service control.

- (13) "On-the-ground expenditure" means payment of direct project costs of implementing an improvement of development, such as survey and design, equipment, labor, and material (or contract) costs, and on-the-ground supervision.
- (14) "Other lands under Forest Service control" are non-Federal public and private lands over which the Forest Service has been given control through lease, agreement, waiver, or otherwise.
- (15) "Private land grazing permits" are permits issued to persons who control grazing lands adjacent to National Forest System lands and who waive exclusive grazing use of these lands to the United States for the full period the permit is to be issued.
- (16) "Permittee" means any person who has been issued a grazing permit.
- (17) "Permittee livestock" is livestock authorized by a written permit.
- (18) "Person" means any individual, partnership, corporation, association, organization, or other private entity, but does not include Government Agencies.
- (22) "Suspend" means temporary withholding of a term grazing permit privilege in whole or in part.
- (23) "Term period" means the period for which term permits are issued, the maximum of which is 10 years.
- (24) "Transportation livestock" is livestock used as pack and saddle stock for travel on the National Forest System.

222.2

MANAGEMENT OF THE RANGE ENVIRONMENT

- (a) Allotments will be designated on the National Forest System and on other lands under Forest Service control where the land is available for grazing. Associated private and other public lands should, but only with the consent of the landowner, lessee, or agency, be considered in such designations to form logical range management units.
- (b) Each allotment will be analyzed and with careful and considered consultation and cooperation with the affected permittees, landowners, and grazing advisory boards involved, as well as the State having land within the area covered, and an allotment management plan developed. The plan will then be approved and implemented. The analysis and plan will be updated as needed.
- (c) Forage producing National Forest System lands will be managed for livestock grazing and the allotment management plans will be prepared consistent with land management plans.

222.3

ISSUANCE OF GRAZING AND LIVESTOCK USE PERMITS

- (a) Unless otherwise specified by the Chief, Forest Service, all grazing and livestock use on National Forest System lands and on other lands under Forest Service control must be authorized by a grazing or livestock use permit.
- (b) Grazing permits and livestock-use permits convey no right, title, or interest held by the United States in any lands or resources.
- (c) The Chief, Forest Service, is authorized to issue permits for livestock grazing and other use by livestock of the national Forest System and on other lands under Forest Service control as follows:
 - (1) Grazing permits with priority for renewal may be issued as follows:
 - On National Forests in the 16 contiguous western States 10-year term permits will be issued unless the land is pending disposal, or will be devoted to other uses prior to the end of ten years, or it will be in the best interest of sound land management to specify a shorter term. On National Forest System lands other than National Forests in the 16 contiguous western states, the permit term shall be for periods of 10 years or less. Term grazing permits for periods of 10 years or less in the form of grazing agreements may be issued to cooperative grazing associations or similar organizations incorporated or otherwise established pursuant to State law. Such an agreement will make National Forest System lands and improvements available to the association for grazing in accordance with provisions of the grazing agreement and Forest Service policies. Term

permits authorized in this paragraph may be in the form of private land or on-and-off grazing permits where the person is qualified to hold such permits under provisions the Chief may require. Permits issued under this paragraph are subject to the following:

- (i) Except as provided for by the Chief, Forest Service, paid term permits will be issued to persons who own livestock to be grazed and such base property as may be required, provided the land is determined to be available for grazing purpose by the Chief, Forest Service, and the capacity exists to graze specified numbers of animals.
 - (ii) A term permit holder has first priority for receipt of a new permit at the end of the term period provided he has fully complied with the terms and conditions of the expiring permit.
 - (iii) In order to update terms and conditions, term permits may be cancelled at the end of the calendar year of the midyear of the decade (1985, 1995, etc.), provided they are reissued to the existing permit holder for a new term of 10 years.
 - (iv) New term permits may be issued to the purchaser of a permittee's permitted livestock and/or base property provided the permittee waives his term permit to the United States and provided the purchaser is otherwise eligible and qualified.
 - (v) If the permittee chooses to dispose of all or part of his base property or permitted livestock (not under approved nonuse) but does not choose to waive his term permit, the Forest Supervisor will give written notice that he no longer is qualified to hold a permit, provided he is given up to one year to reestablish his qualifications before cancellation action is final.
 - (vi) The Chief, Forest Service, shall prescribe provisions and requirements under which term permits will be issued, renewed, and administered, including:

 - (a) The amount and character of base property and livestock the permit holder shall be required to own.
 - (b) Specifying the period of the year the base property shall be capable of supporting permitted livestock.
 - (c) Acquisition of base property and/or permitted livestock.
 - (d) Conditions for the approval of nonuse of permit for specific periods
 - (e) Upper and special limits governing the total number of livestock for which a person is entitled to hold a permit.
 - (f) Conditions whereby waiver of grazing privileges may be confirmed, and new applicants recognized.
- (2) Permits with no priority for re-issuance, subject to terms and conditions as the Chief, Forest Service, may prescribe, are authorized as follows:
- (i) Temporary grazing permits for periods not to exceed one year, and on a charge basis, may be issued.

 - (a) To allow for use of range while a term grazing permit is held in suspension.
 - (b) To use forage created by unusually favorable climatic conditions.
 - (c) To use the forage available when the permit of the normal user's livestock is in nonuse status for reasons of personal convenience.
 - (d) To allow a person to continue to graze livestock for the remainder of the grazing season where base property has been sold, the permit waived, and new term permit issued.
 - (e) To allow grazing use in event of drought or other emergency of National or Regional scope where such use would not result in permanent resource damage.
 - (ii) Livestock use permits for not to exceed one year may be issued under terms and conditions prescribed by the Chief, Forest Service, as follows:

 - (a) Paid permits for transportation livestock to persons engaged in commercial packing, dude ranching, or other commercial

- enterprises which involve transportation livestock including mining, ranching, and logging activities.
- (b) Paid or free permits for research purposes and administrative studies.
 - (c) Paid or free permits to trail livestock across national Forest System lands.
 - (d) Free permits to persons who reside on ranch or agricultural lands within or contiguous to National Forest System lands for not to exceed 10 head of livestock owned or kept and whose products are consumed or whose services are used directly by the family of the resident, and who distinctly need such National Forest System lands to support such animals.
 - (e) Free permits to campers and travelers for the livestock actually used during the period of occupancy. This may be authorized without written permit.
 - (f) Paid or free permits for horses, mules, or burros to persons who clearly need National Forest System land to support the management of permitted livestock.
 - (g) Free permits for horses, mules, or burros to cooperators who clearly need National Forest System land to support research, administration or other work being conducted. This may be authorized without written permit.
 - (h) Paid permits to holders of grazing permits for breeding animals used to service livestock permitted to graze on lands administered by the Forest Service.
 - (i) Paid permits or cooperative agreements entered into as a management tool to manipulate re-vegetation on a given parcel of land.

224.4

CHANGES IN GRAZING PERMITS

- (a) The Chief, Forest Service, is authorized to cancel, modify, or suspend grazing and livestock use permits in whole or in part as follows:
 - (1) Cancel permits where lands grazed under the permit are to be devoted to another public purpose including disposal. In these cases, except in an emergency, no permit shall be cancelled without two years' prior notification.
 - (2) Cancel the permit in the event the permittee:
 - (i) Refuses to accept modification of the terms and conditions of an existing permit.
 - (ii) Refuses or fails to comply with eligibility or qualification requirements.
 - (iii) Waives his permit back to the United States.
 - (iv) Fails to restock the allotted range after full extent of approved personal convenience non-use has been exhausted.
 - (v) Fails to pay grazing fees within established time limits.
 - (3) Cancel or suspend the permit if the permittee fails to pay grazing fees within established time limit.
 - (4) Cancel or suspend the permit if the permittee does not comply with provisions and requirements in the grazing permit or the regulations of the Secretary of Agriculture on which the permit is based.
 - (5) Cancel or suspend the permit if the permittee knowingly and willfully makes a false statement or representation in the grazing application or amendments thereto.
 - (6) Cancel or suspend the permit if the permit holder is convicted for failing to comply with Federal laws or regulations or State laws relating to protection of air, water, soil and vegetation, fish and wildlife, and other environmental values when exercising the grazing use authorized by the permit.

- (7) Modify the terms and conditions of a permit to conform to current situations brought about by changes in law, regulation, executive order, development or revision of an allotment management plan, or other management needs.
- (8) Modify the seasons of use, numbers, kind, and class of livestock allowed or the allotment to be used under the permit, because of resource condition, or permittee request. One year's notice will be given of such modification, except in cases of emergency.
- (b) Association permits or grazing agreements may be canceled for non-compliance with title VI of the Civil Rights Act of 1964 and Department of Agriculture regulation promulgated there under.

REPORT DEFINITIONS

AUTHORIZED TO GRAZE -	The number of livestock that are authorized and billed for grazing on National Forest System land.
ANIMAL UNIT MONTH (AUM) -	The amount of forage required by a 1,000-pound cow, or the equivalent for 1 month.
CROSSING -	Livestock physically occupying National Forest System lands under terms of a livestock Use Permit for Crossing.
FREE USE -	Livestock physically grazing free of charge on National Forest System lands. Does not include those permitted under private land permits.
HEAD MONTH -	The time in months that livestock spend on National Forest System land. This is the measurement used for billing purposes.
NON-NFS-LANDS -	Livestock physically grazing on Non-National Forest system lands for which the grazing use has been waived to the Government by the owner or lessee.
PAID PERMIT -	Livestock physically grazing on National Forest System lands under paid permit, grazing agreement or livestock use permit.
PERMITTED TO GRAZE -	Livestock permitted to graze by a grazing permit, grazing agreement, livestock use permit or other permitting document. In the case of on-off permits the "on" portion is included.

GRAZING PERMIT TYPES

PERMIT TYPES

Term Grazing Permits

Term
Grazing Agreements
Term Association
Term Association, On and Off Provisions: on NFS portion
Term Association, On and Off Provisions: off NFS portion
Term, Private Land
Term, On and Off Provisions: On NFS portion
Term, On and Off Provisions: Off NFS portion

Temporary Grazing Permits

Temporary Grazing Permit

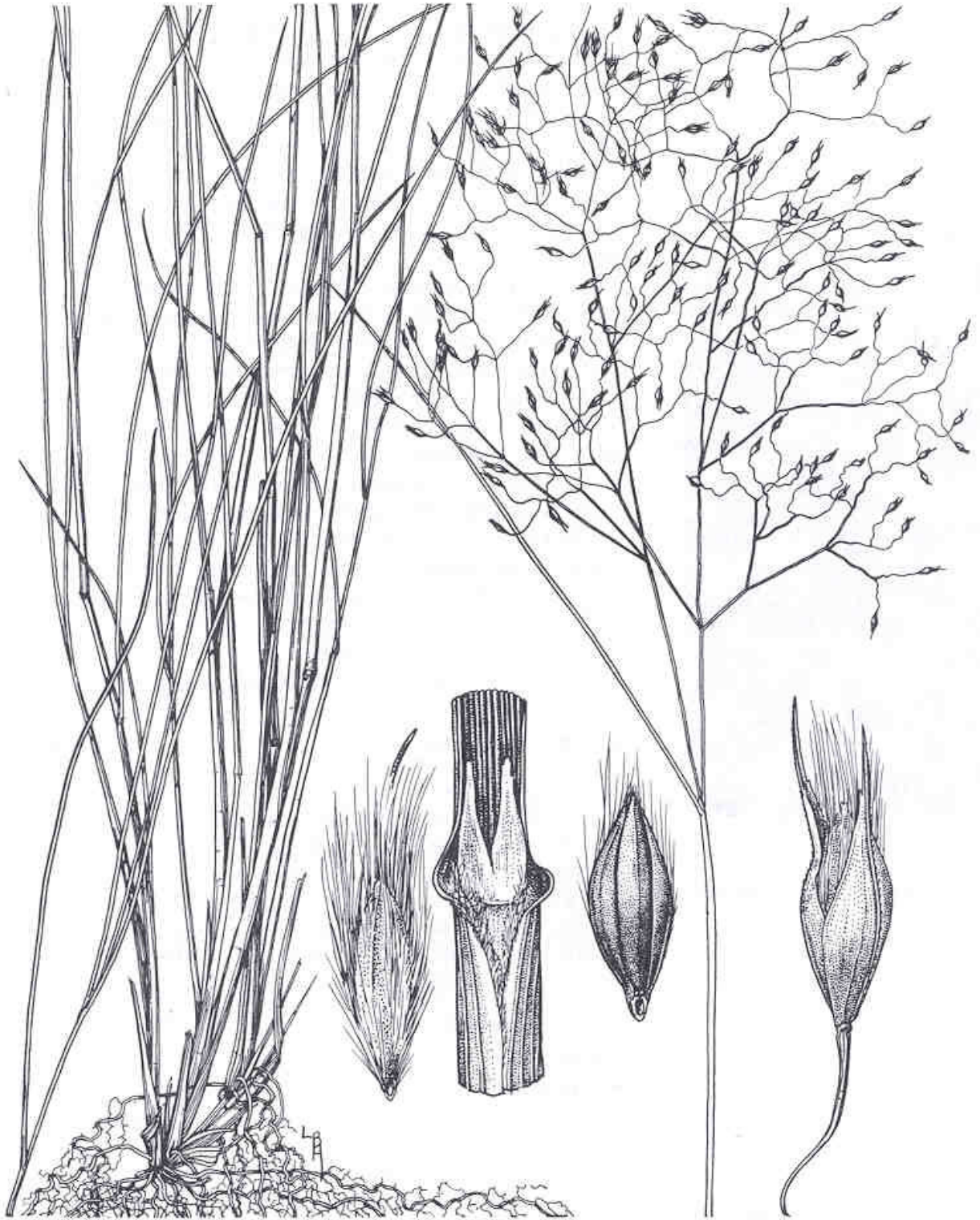
Livestock Use Permits

Transportation
Research or Administrative Study, Paid
Research or Administrative Study, Free
Crossing Paid
Crossing Free
Dependent Resident, Free
Campers and Travelers
Permittee Working Saddle and Pack Animal
Breeding Animals
Vegetation Manipulation

Other Permits and Use

Grazing in Accordance with Treaties with Indian Tribes
Special Use Pasture and Convenience Enclosures
Developing Range
Unauthorized Use *
Excess Use
Wild Horses *
Wild Burros *
Forest Service Administrative Working Saddle and Pack Animals *

* Used for reporting statistics only – no permit issued



Indian Ricegrass,
***Achnatherum hymenoides* (Roemer & J.A. Schultes) Barkworth**