

United States
Department of
Agriculture

Grazing Statistical Summary

Forest Service
Range Management

August 2002

FY 2001





Idaho fescue, *Festuca idahoensis* Elmer

**USDA FOREST SERVICE
RANGE MANAGEMENT**

GRAZING STATISTICAL SUMMARY

2001

CONTENTS

Page

Introduction	iii
National Summaries	1
National Permitted/Authorized Use Trend Charts	2
Western Regions (1-6)	7
Eastern Regions (8-9)	10
Regional Summaries	13
Permitted/Authorized Use by Region Charts	14
Region 1 - Northern Region	16
Region 2 - Rocky Mountain Region	20
Region 3 - Southwestern Region	24
Region 4 - Intermountain Region	28
Region 5 - Pacific Southwest Region	32
Region 6 - Pacific Northwest Region	36
Region 8 - Southern Region	40
Region 9 - Eastern Region	44
State Summaries	46
Alabama	47
Arizona	48
Arkansas	49
California	50
Colorado	53
Florida	56
Georgia	57
Idaho	58
Illinois	61
Indiana	62
Kansas	63
Louisiana	64
Michigan	65
Minnesota	66
Mississippi	67
Missouri	68
Montana	69
Nebraska	70
Nevada	73
New Mexico	74
New York	77
North Carolina	78
North Dakota	79
Ohio	80
Oklahoma	81

<u>Oregon</u>	84
<u>South Dakota</u>	87
<u>Texas</u>	90
<u>Utah</u>	93
<u>Vermont</u>	94
<u>Virginia</u>	95
<u>Washington</u>	96
<u>West Virginia</u>	97
<u>Wyoming</u>	98
<u>Regulations</u>	101
<u>Report Definitions</u>	106
<u>Grazing Permit Types and Type Codes</u>	107

INTRODUCTION

An important part of the Forest Service's Range Management Program is providing information about all aspects of rangeland vegetation management on National Forest System lands. This report, published annually, provides statistics on grazing use for Congress, our partners, permittees, the livestock industry, other institutions or agencies, or anyone interested in the use of the National Forest System rangeland vegetation.

Livestock grazing is permitted on over 95 million acres of National Forest System lands spread across 34 States. Grazing use is administered through a grazing permit system. The Forest Service administers approximately 7,509 paid permits for 8.26 million head months (HMs) of authorized grazing by cattle, horses, sheep, and goats. An HM is the amount of time in months that an animal spends on National Forest System lands. The data collected is also reported in animal unit months (AUMs), which can be equated to the amount of forage required to support a mature 1,000 lb cow or its equivalent for 1 month.

REPORT CALCULATIONS

Permittees holding paid permits are not counted in other categories. Private land, and wild horse and burro data are not included in totals.

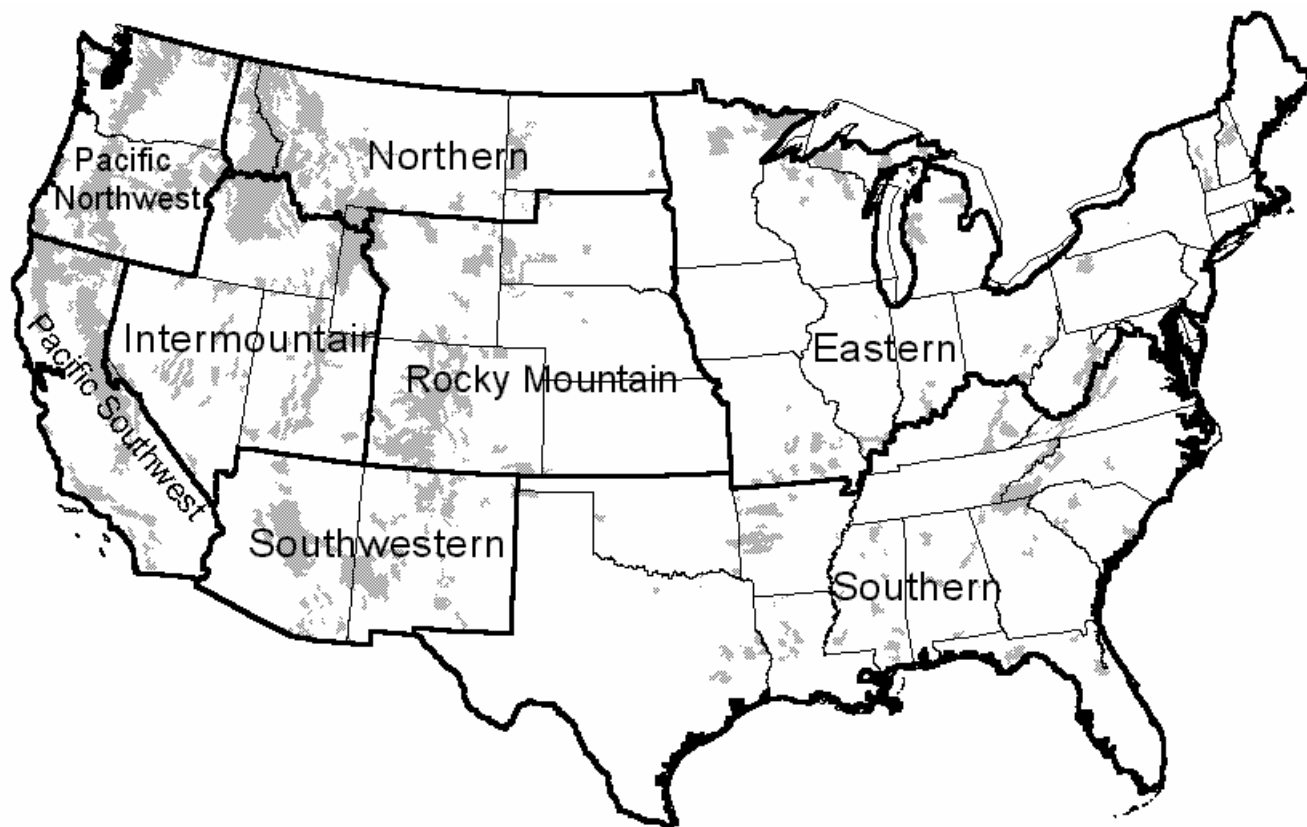
DISCLAIMER

The data for this report was collected at the end of calendar year 2001. It provides a snapshot look at the 2001 grazing season. In fiscal year 1998 the Forest Service decommissioned the Data General computer system and upgraded to the IBM RISC 6000 platform. Data that was in the Forest Service Range Management Information System was exported to a flat file format and placed in storage while a new database system was being developed. No digital data records were available for fiscal year 1999 as a new database system was under development. This is the second report under the new Infrastructure database system. Data records that were acquired for this report represent the best available data from regions, forests, and districts at the time the data records were accumulated into one data set. The data set is not considered to be 100% accurate as several units were unable to meet data entry deadlines due to system availability, extreme fire and drought conditions in several regions, and lack of resources to complete the tasks. While subsequent data queries should provide more accurate data sets, and improve the data reliability, caution should be taken when using this data, as it should not be misrepresented as a 100% accurate data set.

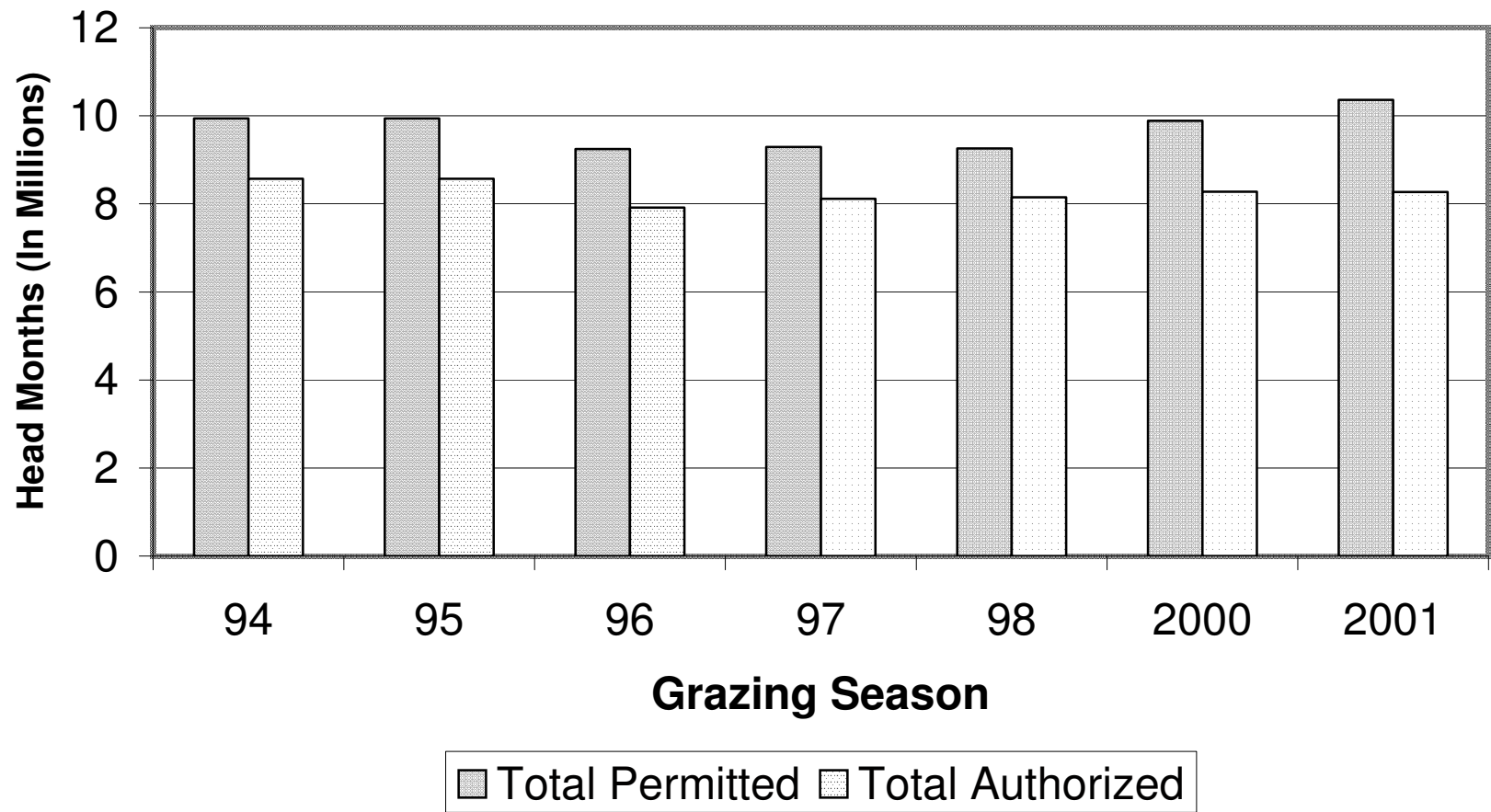
Photo Credit:

“Pepper” Wild stallion on the Jicarilla Wild Horse Territory, Jicarilla Ranger District, Carson National Forest, New Mexico. Photo taken in May 2001 by John Dickenson Region 3 Law Enforcement Officer.

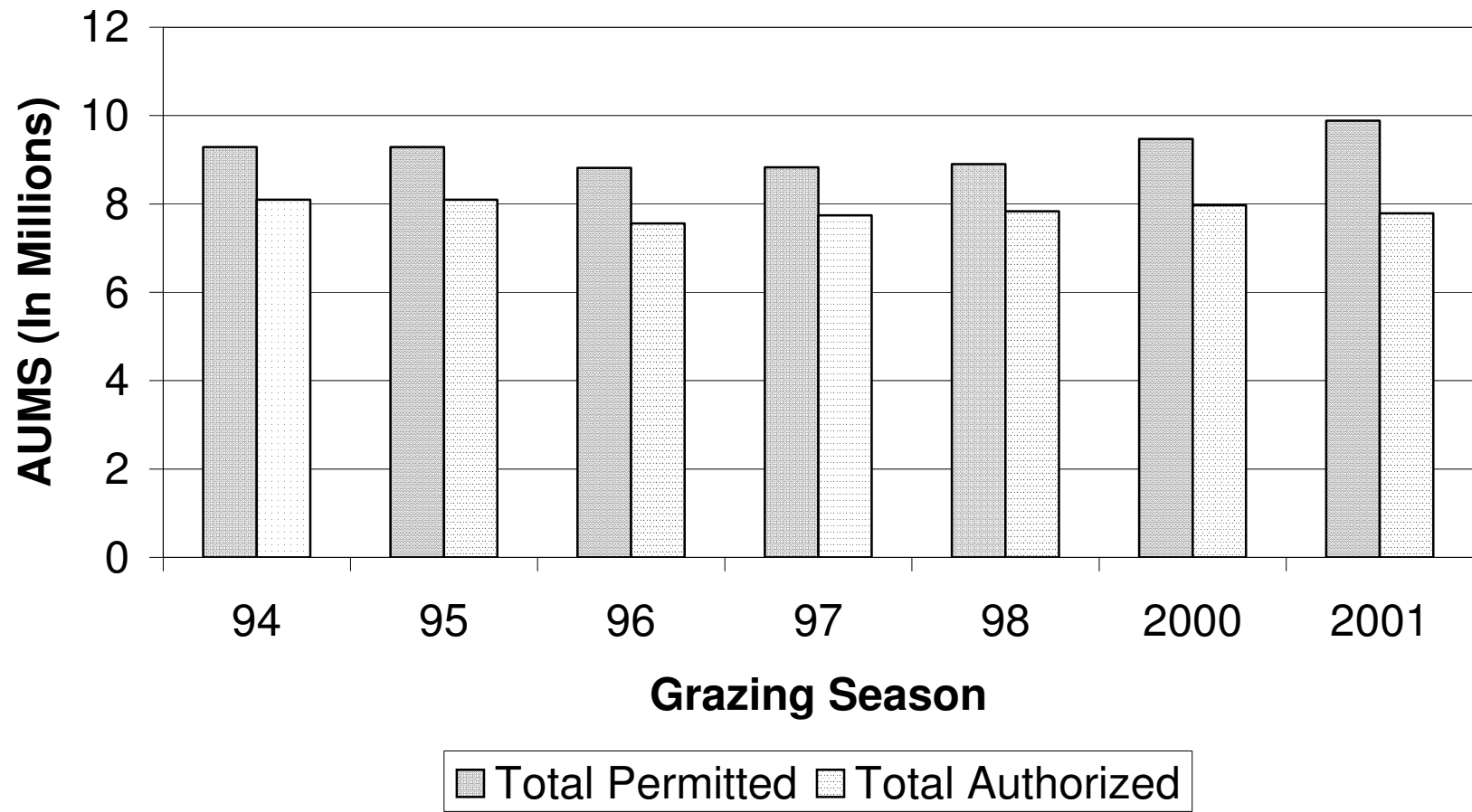
2001
GRAZING STATISTICAL SUMMARY
NATIONAL SUMMARY



Permitted vs Authorized Use



Permitted vs Authorized Use



**US DEPARTMENT OF AGRICULTURE – FOREST SERVICE
ANNUAL GRAZING STATISTICAL REPORT
GRAZING SEASON 2001**

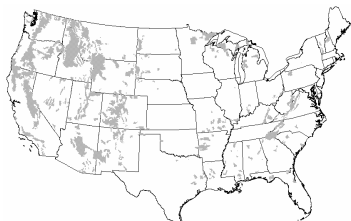


NATIONAL FOREST SYSTEM – ALL REGIONS



	Number of Permittees	CATTLE		HORSES & BURROS		SHEEP & GOATS		TOTAL	
		NUMBER	HMS AUMS	NUMBER	HMS AUMS	NUMBER	HMS AUMS	NUMBER	HMS AUMS
PERMITTED TO GRAZE	8,036	1,355,782	7,065,167	9,876	43,296	1,068,287	3,256,973	2,433,945	10,365,436
			8,905,502		51,496		925,381		9,882,379
AUTHORIZED TO GRAZE PAID PERMITS	7,380	1,219,355	5,540,491	7,390	38,664	954,142	2,678,589	2,180,887	8,257,744
			6,977,939		45,628		756,915		7,780,482
FREE USE	14	451	3,707	264	2,114	2,200	8,934	2,915	14,755
			4,893		2,537		2,345		9,775
PRIVATE LANDS	573	35,513	168,973	336	3,040	8,318	17,940	44,167	189,953
			214,434		3,648		5,134		223,216
CROSSING	1	0	0	0	0	1,350	276	1,350	276
			0		0		83		83
TOTAL AUTHORIZED	7,395	1,219,806	5,544,198	7,654	40,778	957,692	2,687,799	2,185,152	8,272,775
			6,982,832		48,165		759,343		7,790,340
TOTAL UN-AUTHORIZED	24	2,686	1,039	12	20	2,589	1,574	5,287	2,633
			1,310		67		472		1,849
WILD HORSES	0	0	0	2,309	45,294	0	0	2,309	45,294
			0		54,353		0		54,353
WILD BURROS	0	0	0	110	1,944	0	0	110	1,944
			0		1,166		0		1,166

**US DEPARTMENT OF AGRICULTURE – FOREST SERVICE
ANNUAL GRAZING STATISTICAL REPORT
GRAZING SEASON 2001**

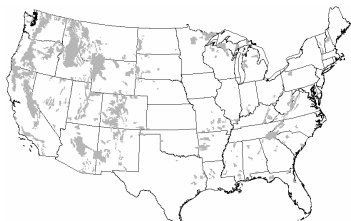


NATIONAL FORESTS – ALL REGIONS



	Number of Permittees	CATTLE		HORSES & BURROS		SHEEP & GOATS		TOTAL	
		NUMBER	HMS AUMS	NUMBER	HMS AUMS	NUMBER	HMS AUMS	NUMBER	HMS AUMS
PERMITTED TO GRAZE	7,374	1,149,331	5,515,002	9,354	37,011	1,043,311	2,952,220	2,201,996	8,504,233
			6,980,304		43,959		851,023		7,875,286
AUTHORIZED TO GRAZE PAID PERMITS	6,889	1,040,890	4,244,858	6,700	31,918	930,320	2,381,600	1,977,910	6,658,376
			5,381,491		37,539		684,696		6,103,726
FREE USE	14	451	3,707	264	2,114	2,200	8,934	2,915	14,755
			4,893		2,537		2,345		9,775
PRIVATE LANDS	556	25,296	102,737	144	1,581	8,318	17,579	33,758	121,897
			132,301		1,897		5,026		139,224
CROSSING	1	0	0	0	0	1,350	276	1,350	276
			0		0		83		83
TOTAL AUTHORIZED	6,904	1,041,341	4,248,565	6,964	34,032	933,870	2,390,810	1,982,175	6,673,407
			5,386,384		40,076		687,124		6,113,584
TOTAL UN-AUTHORIZED	23	2,565	1,035	12	20	2,589	1,574	5,166	2,629
			1,305		67		472		1,844
WILD HORSES	0	0	0	2,309	45,294	0	0	2,309	45,294
			0		54,353		0		54,353
WILD BURROS	0	0	0	110	1,944	0	0	110	1,944
			0		1,166		0		1,166

**US DEPARTMENT OF AGRICULTURE – FOREST SERVICE
ANNUAL GRAZING STATISTICAL REPORT
GRAZING SEASON 2001**

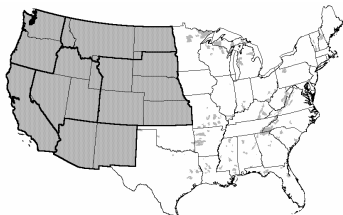


NATIONAL GRASSLANDS – ALL REGIONS



	Number of Permittees	CATTLE		HORSES & BURROS		SHEEP & GOATS		TOTAL	
		NUMBER	HMS AUMS	NUMBER	HMS AUMS	NUMBER	HMS AUMS	NUMBER	HMS AUMS
PERMITTED TO GRAZE	662	206,451	1,550,165	522	6,285	24,976	304,753	231,949	1,861,203
			1,925,198				7,537		
AUTHORIZED TO GRAZE PAID PERMITS	491	178,465	1,295,633	690	6,746	23,822	296,989	202,977	1,599,368
			1,596,448				8,089		
FREE USE									
PRIVATE LANDS	17	10,217	66,236	192	1,459	0	361	10,409	68,056
			82,133				1,751		
CROSSING									
TOTAL AUTHORIZED	491	178,465	1,295,633	690	6,746	23,822	296,989	202,977	1,599,368
			1,596,448				8,089		
TOTAL UN-AUTHORIZED	1	121	4	0	0	0	0	121	4
WILD HORSES									
WILD BURROS									

**US DEPARTMENT OF AGRICULTURE – FOREST SERVICE
ANNUAL GRAZING STATISTICAL REPORT
GRAZING SEASON 2001**

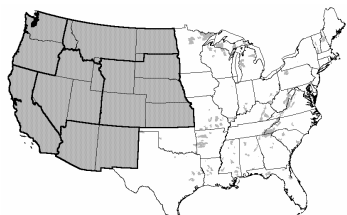


**NATIONAL FOREST SYSTEM – WESTERN REGIONS
REGIONS (1- 6)**



	Number of Permittees	CATTLE		HORSES & BURROS		SHEEP & GOATS		TOTAL	
		NUMBER	HMS AUMS	NUMBER	HMS AUMS	NUMBER	HMS AUMS	NUMBER	HMS AUMS
PERMITTED TO GRAZE		1,340,668	6,966,339	9,579	40,281	1,068,141	3,256,368	2,418,388	10,262,988
			8,782,836		48,527		925,232		9,756,595
AUTHORIZED TO GRAZE PAID PERMITS	7,166	1,207,139	5,473,989	7,110	35,884	954,086	2,678,305	2,168,335	8,188,178
			6,893,644		42,941		756,830		7,693,415
FREE USE	14	451	3,707	264	2,114	2,200	8,934	2,915	14,755
			4,893		2,537		2,345		9,775
PRIVATE LANDS	573	35,513	168,973	336	3,040	8,318	17,940	44,167	189,953
			214,434		3,648		5,134		223,216
CROSSING	1	0	0	0	0	1,350	276	1,350	276
			0		0		83		83
TOTAL AUTHORIZED	7,181	1,207,590	5,477,696	7,374	37,998	957,636	2,687,515	2,172,600	8,203,209
			6,898,537		45,478		759,258		7,703,273
TOTAL UN-AUTHORIZED	24	2,686	1,039	12	20	2,589	1,574	5,287	2,633
			1,310		67		472		1,849
WILD HORSES	0	0	0	2,309	45,294	0	0	2,309	45,294
			0		54,353		0		54,353
WILD BURROS	0	0	0	110	1,944	0	0	110	1,944
			0		1,166		0		1,166

**US DEPARTMENT OF AGRICULTURE – FOREST SERVICE
ANNUAL GRAZING STATISTICAL REPORT
GRAZING SEASON 2001**

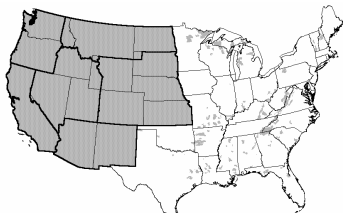


**NATIONAL FORESTS – WESTERN REGIONS
REGIONS (1- 6)**



	Number of Permittees	CATTLE		HORSES & BURROS		SHEEP & GOATS		TOTAL	
		NUMBER	HMS AUMS	NUMBER	HMS AUMS	NUMBER	HMS AUMS	NUMBER	HMS AUMS
PERMITTED TO GRAZE		1,135,115	5,424,343	9,057	33,996	1,043,165	2,951,615	2,187,337	8,409,954
			6,868,016		40,990		850,874		7,759,880
AUTHORIZED TO GRAZE PAID PERMITS	6,706	1,029,531	4,183,698	6,420	29,138	930,264	2,381,316	1,966,215	6,594,152
			5,303,991		34,852		684,611		6,023,454
FREE USE	14	451	3,707	264	2,114	2,200	8,934	2,915	14,755
			4,893		2,537		2,345		9,775
PRIVATE LANDS	556	25,296	102,737	144	1,581	8,318	17,579	33,758	121,897
			132,301		1,897		5,026		139,224
CROSSING	1	0	0	0	0	1,350	276	1,350	276
			0		0		83		83
TOTAL AUTHORIZED	6,721	1,029,982	4,187,405	6,684	31,252	933,814	2,390,526	1,970,480	6,609,183
			5,308,884		37,389		687,039		6,033,312
TOTAL UN-AUTHORIZED	23	2,565	1,035	12	20	2,589	1,574	5,166	2,629
			1,305		67		472		1,844
WILD HORSES	0	0	0	2,309	45,294	0	0	2,309	45,294
			0		54,353		0		54,353
WILD BURROS	0	0	0	110	1,944	0	0	110	1,944
			0		1,166		0		1,166

**US DEPARTMENT OF AGRICULTURE – FOREST SERVICE
ANNUAL GRAZING STATISTICAL REPORT
GRAZING SEASON 2001**

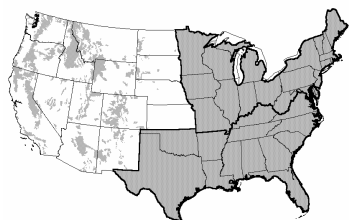


**NATIONAL GRASSLANDS – WESTERN REGIONS
REGIONS (1- 6)**



	Number of Permittees	CATTLE		HORSES & BURROS		SHEEP & GOATS		TOTAL	
		NUMBER	HMS AUMS	NUMBER	HMS AUMS	NUMBER	HMS AUMS	NUMBER	HMS AUMS
PERMITTED TO GRAZE		205,553	1,541,996	522	6,285	24,976	304,753	231,051	1,853,034
			1,914,820		7,537		74,358		1,996,715
AUTHORIZED TO GRAZE PAID PERMITS	460	177,608	1,290,291	690	6,746	23,822	296,989	202,120	1,594,026
			1,589,653		8,089		72,219		1,669,961
FREE USE									
PRIVATE LANDS	17	10,217	66,236	192	1,459	0	361	10,409	68,056
			82,133		1,751		108		83,992
CROSSING									
TOTAL AUTHORIZED	460	177,608	1,290,291	690	6,746	23,822	296,989	202,120	1,594,026
			1,589,653		8,089		72,219		1,669,961
TOTAL UN-AUTHORIZED	1	121	4	0	0	0	0	121	4
WILD HORSES									
WILD BURROS									

**US DEPARTMENT OF AGRICULTURE – FOREST SERVICE
ANNUAL GRAZING STATISTICAL REPORT
GRAZING SEASON 2001**



**NATIONAL FOREST SYSTEM – EASTERN REGIONS
REGIONS (8 – 9)**



	Number of Permittees	CATTLE		HORSES & BURROS		SHEEP & GOATS		TOTAL	
		NUMBER	HMS AUMS	NUMBER	HMS AUMS	NUMBER	HMS AUMS	NUMBER	HMS AUMS
PERMITTED TO GRAZE		15,114	98,828	297	3,015	146	605	15,557	102,448
			122,666		2,969		149		125,784
AUTHORIZED TO GRAZE PAID PERMITS	214	12,216	66,502	280	2,780	56	284	12,552	69,566
			84,295		2,687		85		87,067
FREE USE									
PRIVATE LANDS									
CROSSING									
TOTAL AUTHORIZED	214	12,216	66,502	280	2,780	56	284	12,552	69,566
			84,295		2,687		85		87,067
TOTAL UN-AUTHORIZED									
WILD HORSES									
WILD BURROS									

**US DEPARTMENT OF AGRICULTURE – FOREST SERVICE
ANNUAL GRAZING STATISTICAL REPORT
GRAZING SEASON 2001**

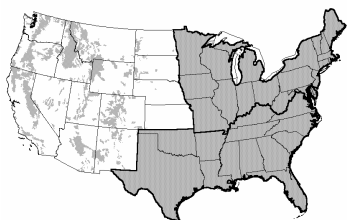


**NATIONAL FORESTS – EASTERN REGIONS
REGIONS (8 – 9)**



	Number of Permittees	CATTLE		HORSES & BURROS		SHEEP & GOATS		TOTAL	
		NUMBER	HMS AUMS	NUMBER	HMS AUMS	NUMBER	HMS AUMS	NUMBER	HMS AUMS
PERMITTED TO GRAZE		14,216	90,659	297	3,015	146	605	14,659	94,279
			112,288		2,969		149		115,406
AUTHORIZED TO GRAZE PAID PERMITS	183	11,359	61,160	280	2,780	56	284	11,695	64,224
			77,500		2,687		85		80,272
FREE USE									
PRIVATE LANDS									
CROSSING									
TOTAL AUTHORIZED	183	11,359	61,160	280	2,780	56	284	11,695	64,224
			77,500		2,687		85		80,272
TOTAL UN-AUTHORIZED									
WILD HORSES									
WILD BURROS									

**US DEPARTMENT OF AGRICULTURE – FOREST SERVICE
ANNUAL GRAZING STATISTICAL REPORT
GRAZING SEASON 2001**



**NATIONAL GRASSLANDS – EASTERN REGIONS
REGIONS (8 – 9)**

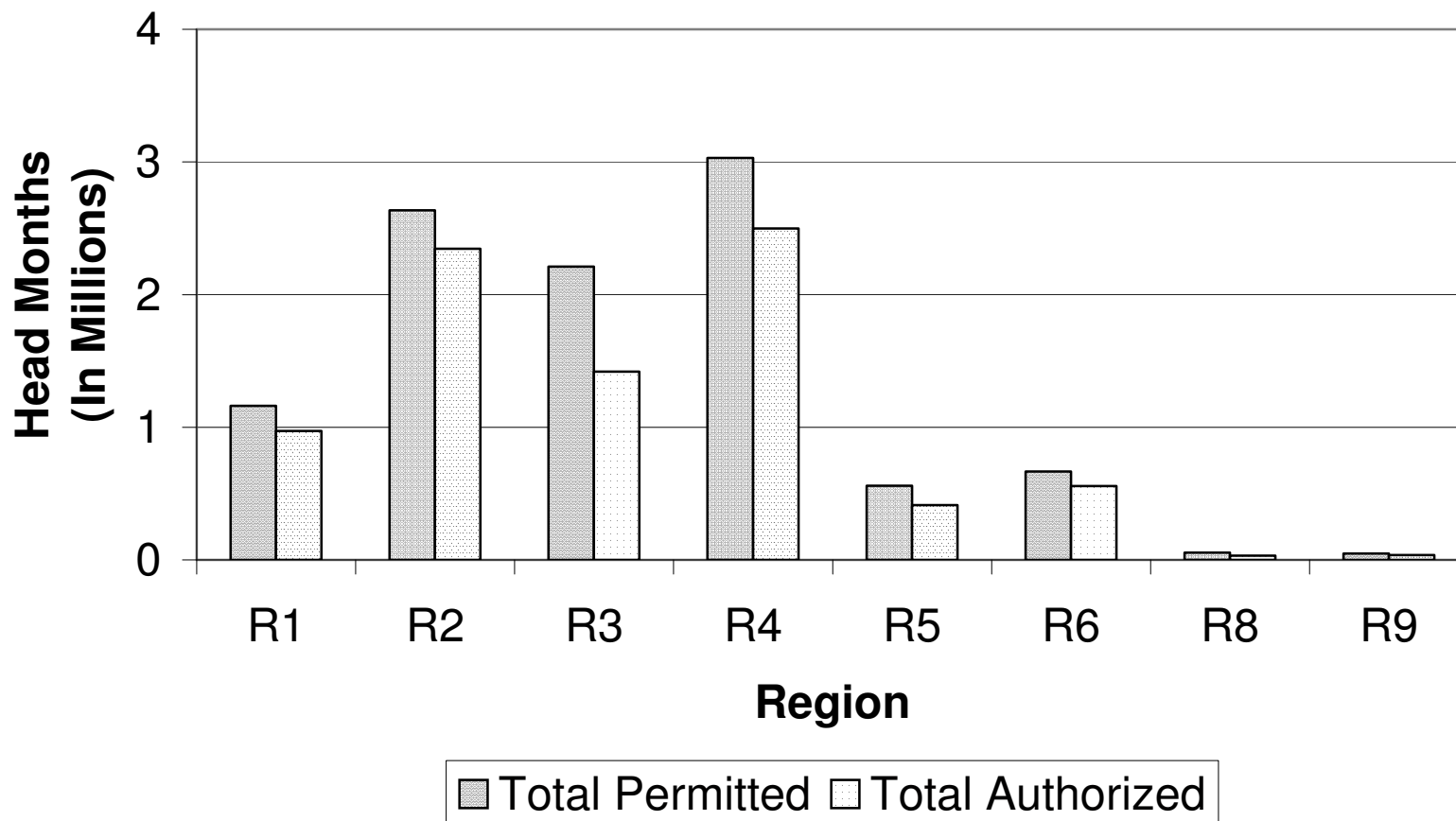


	Number of Permittees	CATTLE		HORSES & BURROS		SHEEP & GOATS		TOTAL	
		NUMBER	HMS AUMS	NUMBER	HMS AUMS	NUMBER	HMS AUMS	NUMBER	HMS AUMS
PERMITTED TO GRAZE		898	8,169	0	0	0	0	898	8,169
			10,378		0		0		10,378
AUTHORIZED TO GRAZE PAID PERMITS	31	857	5,342	0	0	0	0	857	5,342
			6,795		0		0		6,795
FREE USE									
PRIVATE LANDS									
CROSSING									
TOTAL AUTHORIZED	31	857	5,342	0	0	0	0	857	5,342
			6,795		0		0		6,795
TOTAL UN-AUTHORIZED									
WILD HORSES									
WILD BURROS									

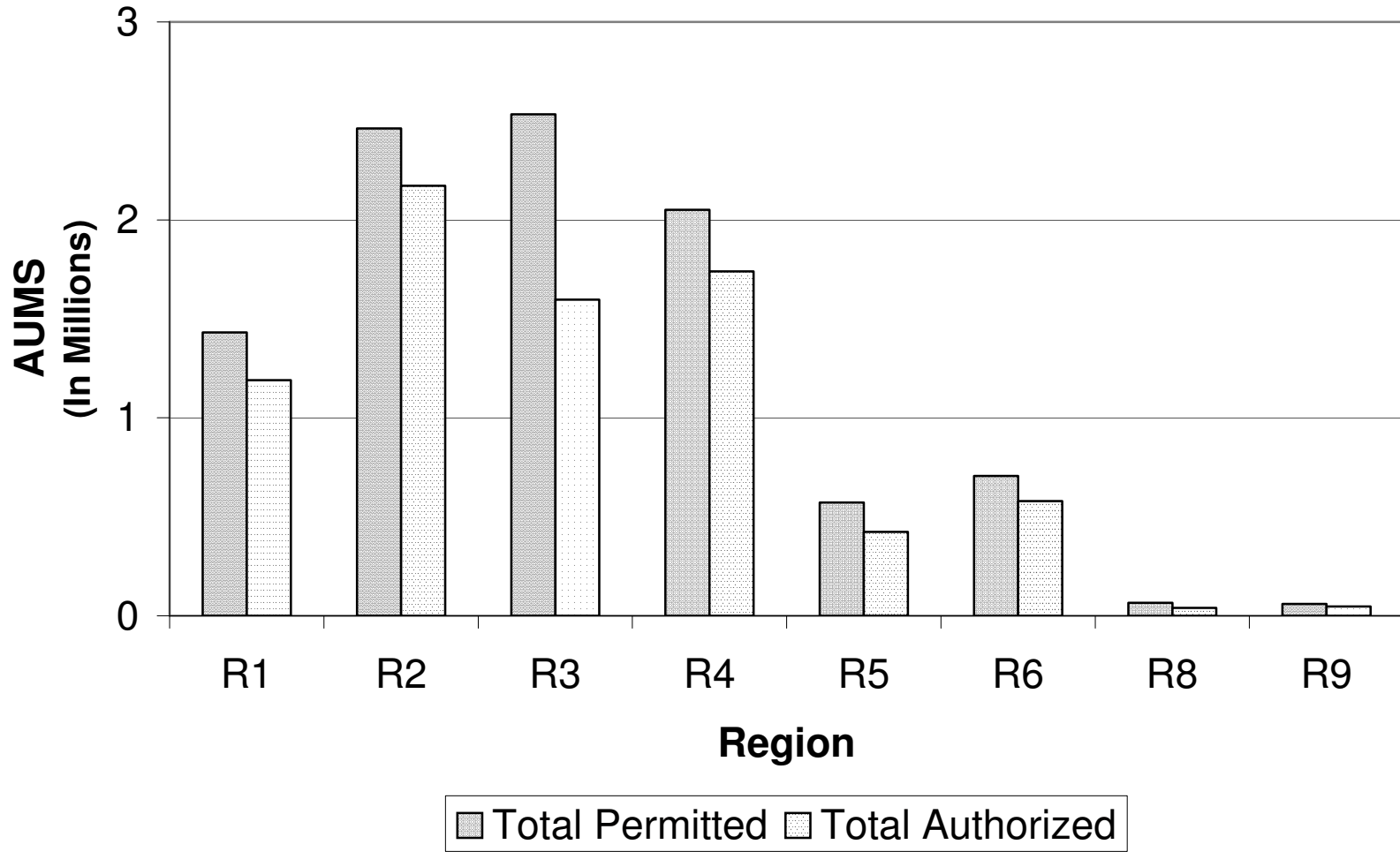
**2001
GRAZING STATISTICAL SUMMARY
REGIONAL SUMMARY**



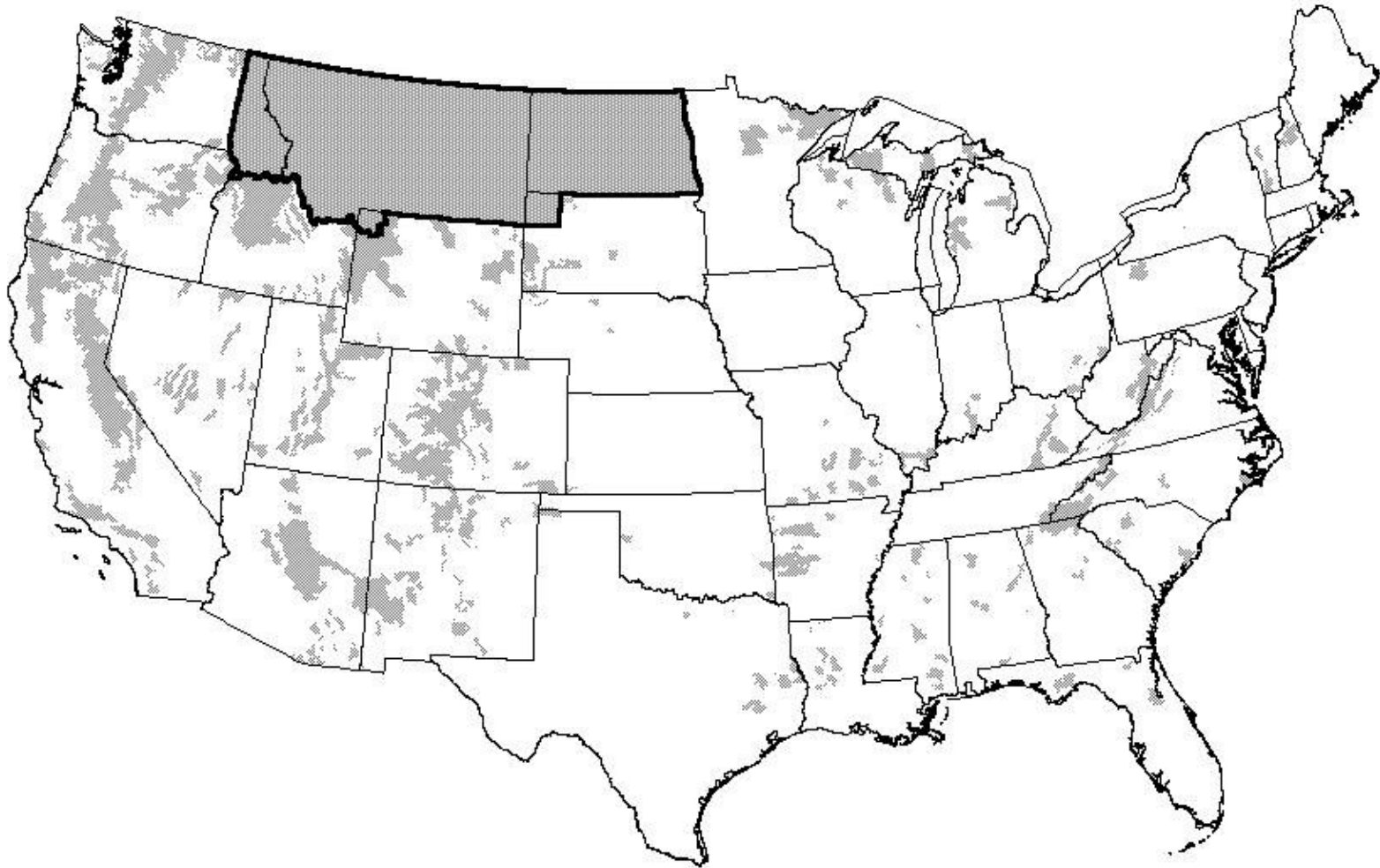
Permitted & Authorized Use by Region (2001 Grazing Season)



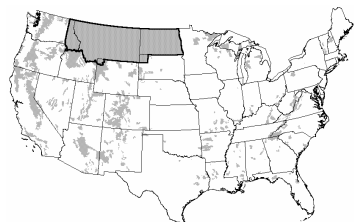
Permitted & Authorized Use by Region (2001 Grazing Season)



NORTHERN REGION – (REGION 1)



**US DEPARTMENT OF AGRICULTURE – FOREST SERVICE
ANNUAL GRAZING STATISTICAL REPORT
GRAZING SEASON 2001**

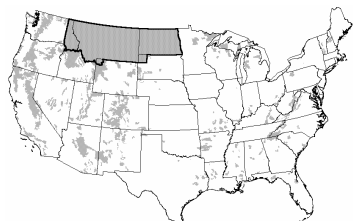


**NATIONAL FOREST SYSTEM – NORTHERN REGION
REGION 1**



	Number of Permittees	CATTLE		HORSES & BURROS		SHEEP & GOATS		TOTAL	
		NUMBER	HMS AUMS	NUMBER	HMS AUMS	NUMBER	HMS AUMS	NUMBER	HMS AUMS
PERMITTED TO GRAZE		221,598	1,079,832	4,562	14,012	31,340	67,863	257,500	1,161,707
			1,395,046		17,103		19,401		1,431,550
AUTHORIZED TO GRAZE PAID PERMITS	1,016	206,005	902,548	2,516	10,548	27,720	57,038	236,241	970,134
			1,160,423		12,676		16,352		1,189,451
FREE USE	1	0	0	0	954	0	0	0	954
			0		1,145		0		1,145
PRIVATE LANDS	175	8,221	89,976	219	1,654	0	971	18,440	92,601
			112,691		1,985		291		114,967
CROSSING									
TOTAL AUTHORIZED	1,017	206,005	902,548	2,516	11,502	27,720	57,038	236,241	971,088
			1,160,423		13,821		16,352		1,190,596
TOTAL UN-AUTHORIZED	3	148	50	0	0	0	0	148	50
			65		0		0		65
WILD HORSES									
WILD BURROS									

**US DEPARTMENT OF AGRICULTURE – FOREST SERVICE
ANNUAL GRAZING STATISTICAL REPORT
GRAZING SEASON 2001**

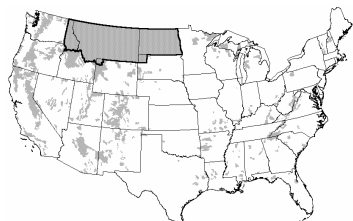


**NATIONAL FORESTS – NORTHERN REGION
REGION 1**



	Number of Permittees	CATTLE		HORSES & BURROS		SHEEP & GOATS		TOTAL	
		NUMBER	HMS AUMS	NUMBER	HMS AUMS	NUMBER	HMS AUMS	NUMBER	HMS AUMS
PERMITTED TO GRAZE		138,117	520,697	4,164	10,639	29,617	62,506	171,898	593,842
			666,995		13,055		18,019		698,069
AUTHORIZED TO GRAZE PAID PERMITS	1,009	127,742	442,395	1,924	6,497	26,863	54,196	156,529	503,088
			563,231		7,815		15,725		586,771
FREE USE	1	0	0	0	954	0	0	0	954
			0		1,145		0		1,145
PRIVATE LANDS	170	8,153	24,636	27	195	0	971	8,180	25,802
			31,681		234		291		32,206
CROSSING									
TOTAL AUTHORIZED	1,010	127,742	442,395	1,924	7,451	26,863	54,196	156,529	504,042
			563,231		8,960		15,725		587,916
TOTAL UN-AUTHORIZED	3	148	50	0	0	0	0	148	50
			65		0		0		65
WILD HORSES									
WILD BURROS									

**US DEPARTMENT OF AGRICULTURE – FOREST SERVICE
ANNUAL GRAZING STATISTICAL REPORT
GRAZING SEASON 2001**

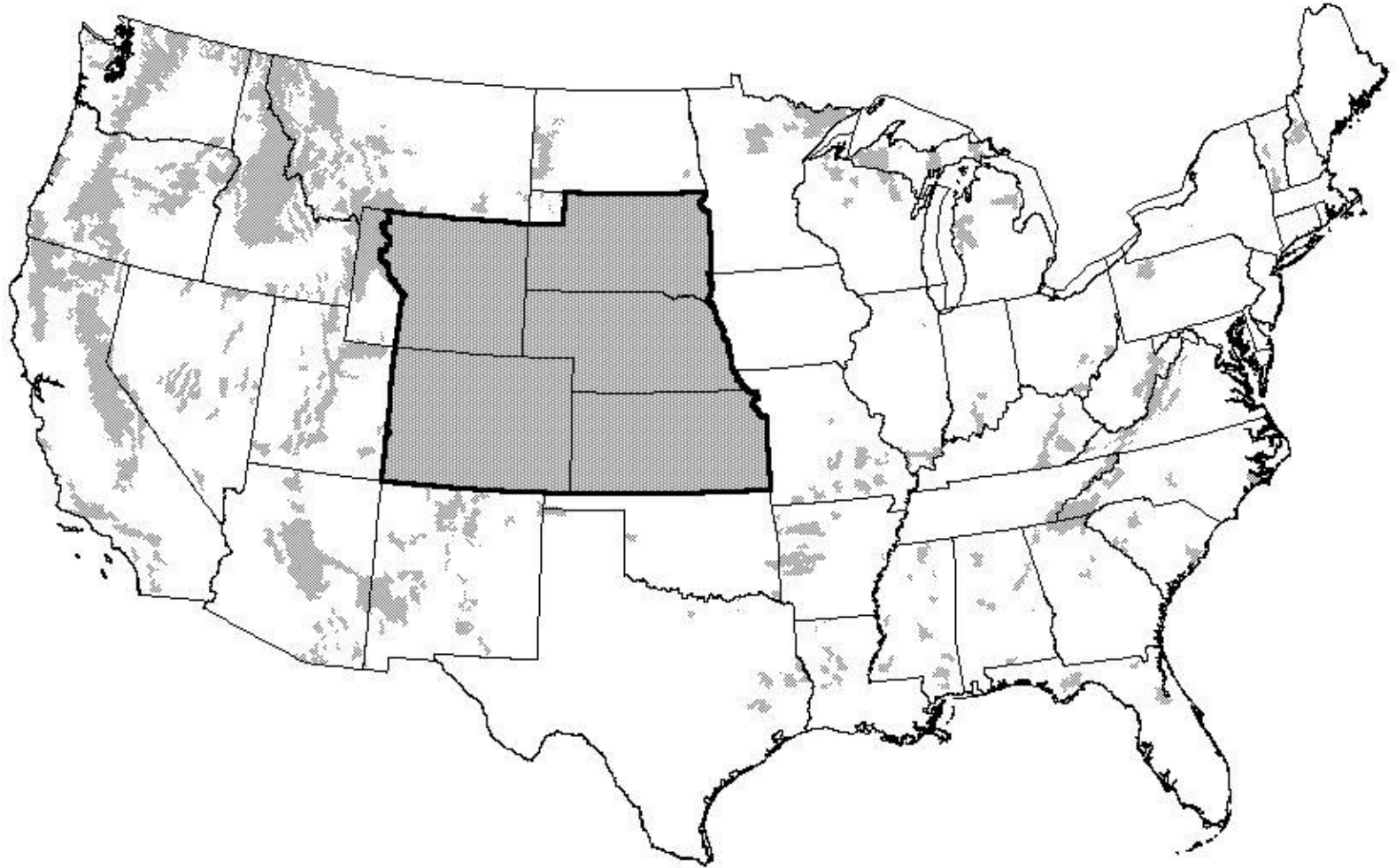


**NATIONAL GRASSLANDS – NORTHERN REGION
REGION 1**

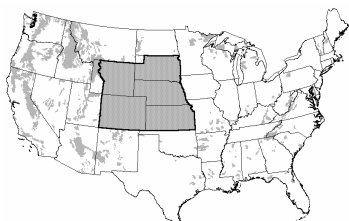


	Number of Permittees	CATTLE		HORSES & BURROS		SHEEP & GOATS		TOTAL	
		NUMBER	HMS AUMS	NUMBER	HMS AUMS	NUMBER	HMS AUMS	NUMBER	HMS AUMS
PERMITTED TO GRAZE		83,481	559,135	398	3,373	1,723	5,357	85,602	567,865
			728,051		4,048		1,382		733,481
AUTHORIZED TO GRAZE PAID PERMITS	7	78,263	460,153	592	4,051	857	2,842	79,712	467,046
			597,192		4,861		627		602,680
FREE USE									
PRIVATE LANDS	5	10,068	65,340	192	1,459	0	0	10,260	66,799
			81,010		1,751		0		82,761
CROSSING									
TOTAL AUTHORIZED	7	78,263	460,153	592	4,051	857	2,842	79,712	467,046
			597,192		4,861		627		602,680
TOTAL UN-AUTHORIZED									
WILD HORSES									
WILD BURROS									

ROCKY MOUNTAIN REGION – (REGION 2)



**US DEPARTMENT OF AGRICULTURE – FOREST SERVICE
ANNUAL GRAZING STATISTICAL REPORT
GRAZING SEASON 2001**

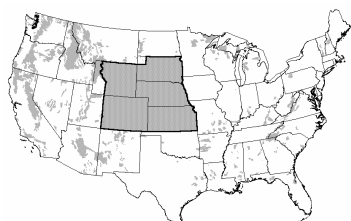


**NATIONAL FOREST SYSTEM – ROCKY MOUNTAIN REGION
REGION 2**



	Number of Permittees	CATTLE		HORSES & BURROS		SHEEP & GOATS		TOTAL	
		NUMBER	HMS AUMS	NUMBER	HMS AUMS	NUMBER	HMS AUMS	NUMBER	HMS AUMS
PERMITTED TO GRAZE		359,645	1,803,264	2,121	10,028	248,288	821,063	610,054	2,634,355
			2,222,883		12,028		227,392		2,462,303
AUTHORIZED TO GRAZE PAID PERMITS	1,604	327,029	1,588,730	1,453	6,983	219,584	748,340	548,066	2,344,053
			1,957,149		8,374		205,453		2,170,976
FREE USE	6	0	0	173	572	0	0	173	572
			0		686		0		686
PRIVATE LANDS	91	3,887	15,204	0	0	135	617	4,022	15,821
			18,792		0		185		18,977
CROSSING	0	0	0	0	0	1,350	276	1,350	276
			0		0		83		83
TOTAL AUTHORIZED	1,610	327,029	1,588,730	1,626	7,555	220,934	748,616	549,589	2,344,901
			1,957,149		9,060		205,536		2,171,745
TOTAL UN-AUTHORIZED	5	333	98	8	19	0	0	341	117
			81		66		0		147
WILD HORSES									
WILD BURROS									

**US DEPARTMENT OF AGRICULTURE – FOREST SERVICE
ANNUAL GRAZING STATISTICAL REPORT
GRAZING SEASON 2001**

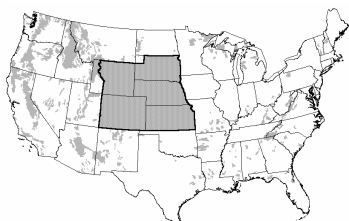


**NATIONAL FORESTS – ROCKY MOUNTAIN REGION
REGION 2**



	Number of Permittees	CATTLE		HORSES & BURROS		SHEEP & GOATS		TOTAL	
		NUMBER	HMS AUMS	NUMBER	HMS AUMS	NUMBER	HMS AUMS	NUMBER	HMS AUMS
PERMITTED TO GRAZE		255,524	964,581	2,025	7,314	225,035	521,667	482,584	1,493,562
			1,202,307		8,777		154,416		1,365,500
AUTHORIZED TO GRAZE PAID PERMITS	1,344	246,598	871,509	1,355	4,288	196,619	454,193	444,572	1,329,990
			1,083,414		5,146		133,861		1,222,421
FREE USE	6	0	0	173	572	0	0	173	572
			0		686		0		686
PRIVATE LANDS	79	3,738	14,308	0	0	135	256	3,873	14,564
			17,669		0		77		17,746
CROSSING	0	0	0	0	0	1,350	276	1,350	276
			0		0		83		83
TOTAL AUTHORIZED	1,350	246,598	871,509	1,528	4,860	197,969	454,469	446,095	1,330,838
			1,083,414		5,832		133,944		1,223,190
TOTAL UN-AUTHORIZED	4	212	94	8	19	0	0	220	113
			76		66		0		142
WILD HORSES									
WILD BURROS									

**US DEPARTMENT OF AGRICULTURE – FOREST SERVICE
ANNUAL GRAZING STATISTICAL REPORT
GRAZING SEASON 2001**

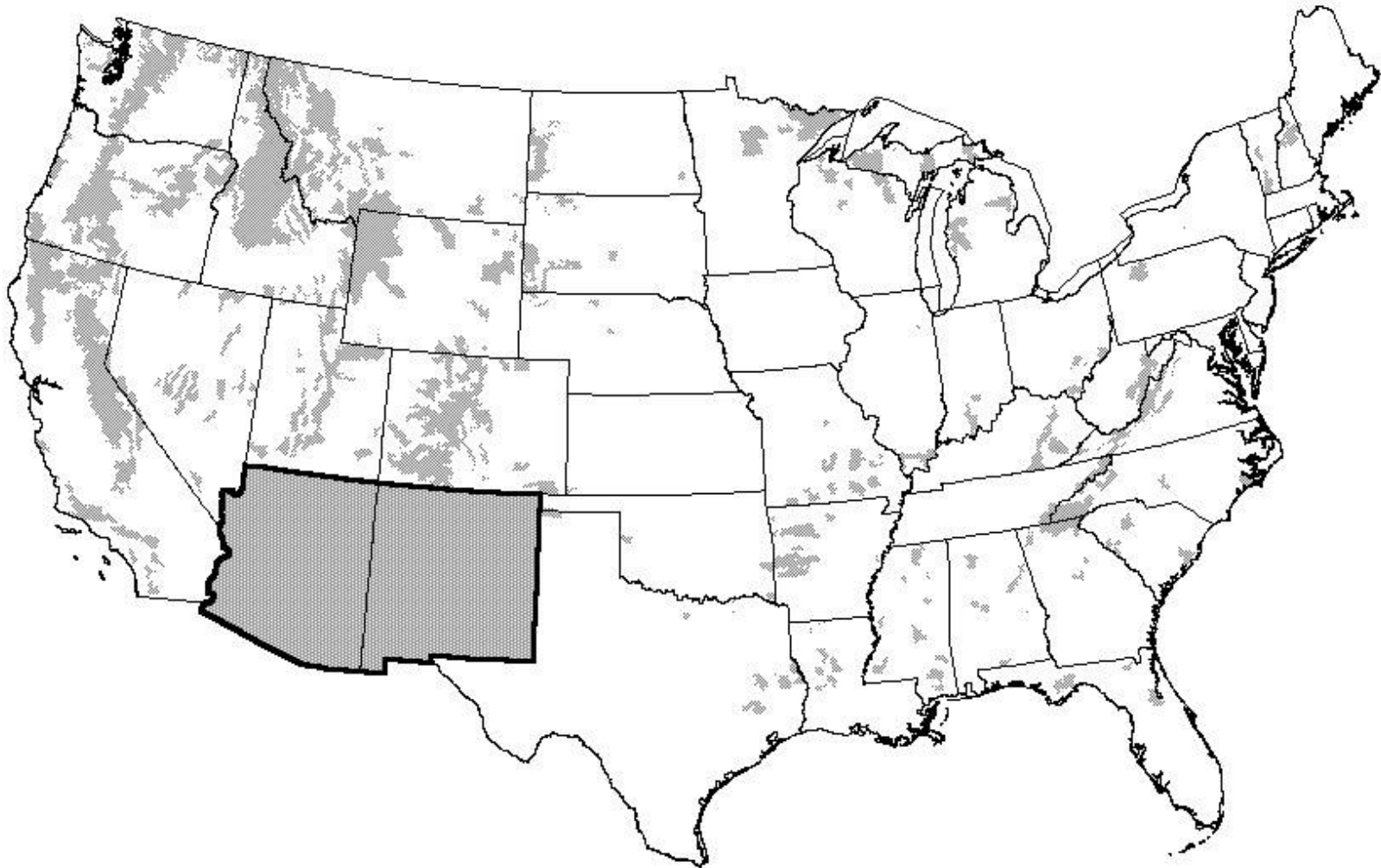


**NATIONAL GRASSLANDS – ROCKY MOUNTAIN REGION
REGION 2**

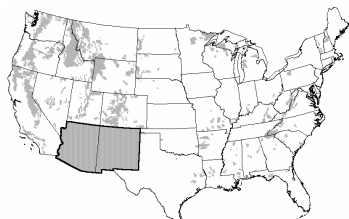


	Number of Permittees	CATTLE		HORSES & BURROS		SHEEP & GOATS		TOTAL	
		NUMBER	HMS AUMS	NUMBER	HMS AUMS	NUMBER	HMS AUMS	NUMBER	HMS AUMS
PERMITTED TO GRAZE		104,121	838,683	96	2,714	23,253	299,396	127,470	1,140,793
			1,020,576		3,251		72,976		1,096,803
AUTHORIZED TO GRAZE PAID PERMITS	260	80,431	717,221	98	2,695	22,965	294,147	103,494	1,014,063
			873,735		3,228		71,592		948,555
FREE USE									
PRIVATE LANDS	12	149	896	0	0	0	361	149	1,257
			1,123		0		108		1,231
CROSSING									
TOTAL AUTHORIZED	260	80,431	717,221	98	2,695	22,965	294,147	103,494	1,014,063
			873,735		3,228		71,592		948,555
TOTAL UN-AUTHORIZED	1	121	4	0	0	0	0	121	4
WILD HORSES									
WILD BURROS									

SOUTHWESTERN REGION – (REGION 3)



**US DEPARTMENT OF AGRICULTURE – FOREST SERVICE
ANNUAL GRAZING STATISTICAL REPORT
GRAZING SEASON 2001**

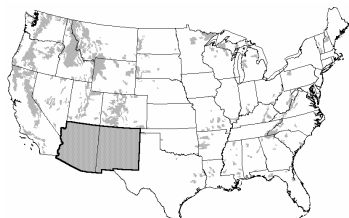


**NATIONAL FOREST SYSTEM – SOUTHWESTERN REGION
REGION 3**



	Number of Permittees	CATTLE		HORSES & BURROS		SHEEP & GOATS		TOTAL	
		NUMBER	HMS AUMS	NUMBER	HMS AUMS	NUMBER	HMS AUMS	NUMBER	HMS AUMS
PERMITTED TO GRAZE		236,921	2,019,554	1,029	8,636	74,745	183,485	312,695	2,211,675
			2,482,308		10,270		40,654		2,533,232
AUTHORIZED TO GRAZE PAID PERMITS	1,470	181,596	1,265,626	1,395	11,918	57,088	141,907	240,079	1,419,451
			1,551,076		14,167		32,039		1,597,282
FREE USE									
PRIVATE LANDS	61	1,199	13,498	117	1,366	822	2,078	2,138	16,942
			17,154		1,639		420		19,213
CROSSING	1	0	0	0	0	0	0	0	0
			0		0		0		0
TOTAL AUTHORIZED	1,471	181,596	1,265,626	1,395	11,918	57,088	141,907	240,079	1,419,451
			1,551,076		14,167		32,039		1,597,282
TOTAL UN-AUTHORIZED	2	125	218	0	0	493	194	618	412
			288		0		58		346
WILD HORSES	0	0	0	57	0	0	0	57	0
			0		0		0		0
WILD BURROS									

**US DEPARTMENT OF AGRICULTURE – FOREST SERVICE
ANNUAL GRAZING STATISTICAL REPORT
GRAZING SEASON 2001**

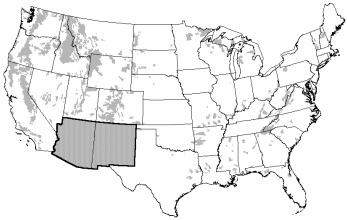


**NATIONAL FORESTS – SOUTHWESTERN REGION
REGION 3**



	Number of Permittees	CATTLE		HORSES & BURROS		SHEEP & GOATS		TOTAL	
		NUMBER	HMS AUMS	NUMBER	HMS AUMS	NUMBER	HMS AUMS	NUMBER	HMS AUMS
PERMITTED TO GRAZE		223,323	1,895,133	1,029	8,636	74,745	183,485	299,097	2,087,254
			2,341,621		10,270		40,654		2,392,545
AUTHORIZED TO GRAZE PAID PERMITS	1,297	166,738	1,167,475	1,395	11,918	57,088	141,907	225,221	1,321,300
			1,451,482		14,167		32,039		1,497,688
FREE USE									
PRIVATE LANDS	61	1,199	13,498	117	1,366	822	2,078	2,138	16,942
			17,154		1,639		420		19,213
CROSSING	1	0	0	0	0	0	0	0	0
			0		0		0		0
TOTAL AUTHORIZED	1,298	166,738	1,167,475	1,395	11,918	57,088	141,907	225,221	1,321,300
			1,451,482		14,167		32,039		1,497,688
TOTAL UN-AUTHORIZED	2	125	218	0	0	493	194	618	412
			288		0		58		346
WILD HORSES	0	0	0	57	0	0	0	57	0
			0		0		0		0
WILD BURROS	0	0	0	57	0	0	0	57	0
			0		0		0		0

**US DEPARTMENT OF AGRICULTURE – FOREST SERVICE
ANNUAL GRAZING STATISTICAL REPORT
GRAZING SEASON 2001**

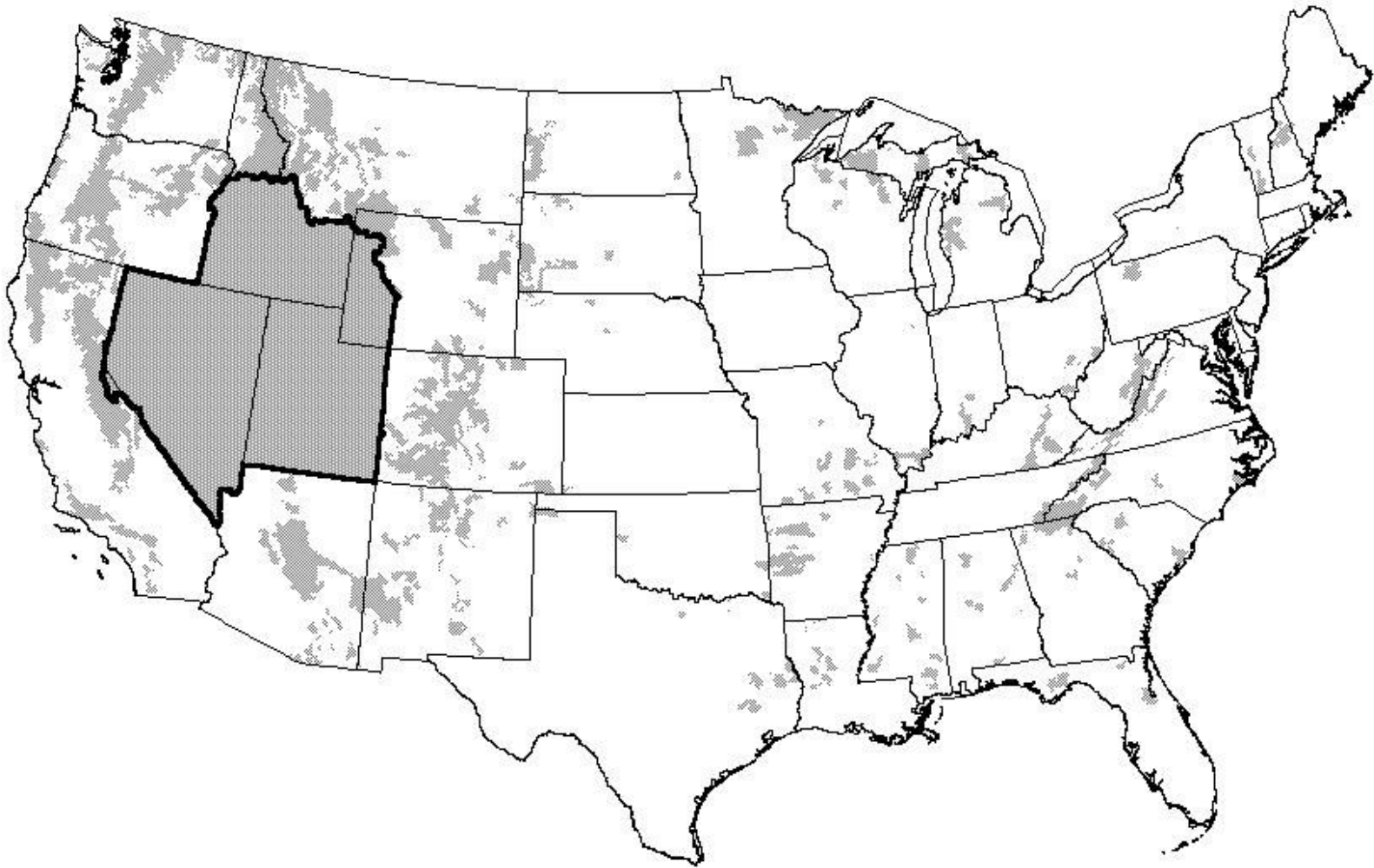


**NATIONAL GRASSLANDS – SOUTHWESTERN REGION
REGION 3**

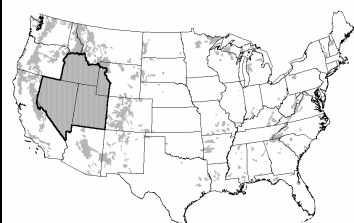


	Number of Permittees	CATTLE		HORSES & BURROS		SHEEP & GOATS		TOTAL	
		NUMBER	HMS AUMS	NUMBER	HMS AUMS	NUMBER	HMS AUMS	NUMBER	HMS AUMS
PERMITTED TO GRAZE		13,598	124,421	0	0	0	0	13,598	124,421
			140,687		0		0		140,687
AUTHORIZED TO GRAZE PAID PERMITS	173	14,858	98,151	0	0	0	0	14,858	98,151
			99,594		0		0		99,594
FREE USE									
PRIVATE LANDS									
CROSSING									
TOTAL AUTHORIZED	173	14,858	98,151	0	0	0	0	14,858	98,151
			99,594		0		0		99,594
TOTAL UN-AUTHORIZED									
WILD HORSES									
WILD BURROS									

INTER-MOUNTAIN REGION – (REGION 4)



**US DEPARTMENT OF AGRICULTURE – FOREST SERVICE
ANNUAL GRAZING STATISTICAL REPORT
GRAZING SEASON 2001**

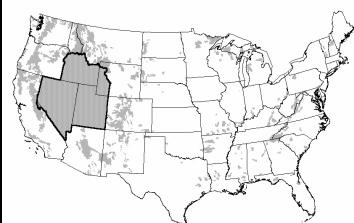


**NATIONAL FOREST SYSTEM – INTERMOUNTAIN REGION
REGION 4**



	Number of Permittees	CATTLE		HORSES & BURROS		SHEEP & GOATS		TOTAL	
		NUMBER	HMS AUMS	NUMBER	HMS AUMS	NUMBER	HMS AUMS	NUMBER	HMS AUMS
PERMITTED TO GRAZE		307,202	1,148,567	1,476	4,960	623,704	1,876,713	932,382	3,030,240
			1,492,140		5,951		553,181		2,051,272
AUTHORIZED TO GRAZE PAID PERMITS	2,111	301,384	1,001,191	1,526	4,949	577,935	1,484,148	880,845	2,490,288
			1,296,798		5,941		434,789		1,737,528
FREE USE	2	25	113	0	0	2,200	8,934	2,225	9,047
			149		0		2,345		2,494
PRIVATE LANDS	115	2,284	10,581	0	20	6,666	12,446	8,950	23,047
			13,784		24		3,710		17,518
CROSSING									
TOTAL AUTHORIZED	2,113	301,409	1,001,304	1,526	4,949	580,135	1,493,082	883,070	2,499,335
			1,296,947		5,941		437,134		1,740,022
TOTAL UN-AUTHORIZED	8	1,895	446	4	1	596	98	2,495	545
			576		1		29		606
WILD HORSES	0	0	0	1,100	31,965	0	0	1,100	31,965
			0		38,358		0		38,358
WILD BURROS									

**US DEPARTMENT OF AGRICULTURE – FOREST SERVICE
ANNUAL GRAZING STATISTICAL REPORT
GRAZING SEASON 2001**

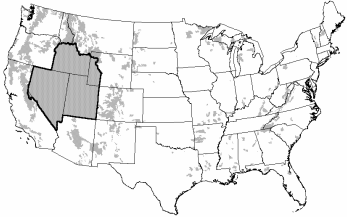


**NATIONAL FORESTS – INTERMOUNTAIN REGION
REGION 4**



	Number of Permittees	CATTLE		HORSES & BURROS		SHEEP & GOATS		TOTAL	
		NUMBER	HMS AUMS	NUMBER	HMS AUMS	NUMBER	HMS AUMS	NUMBER	HMS AUMS
PERMITTED TO GRAZE		305,457	1,145,542	1,476	4,960	623,704	1,876,713	930,637	3,027,215
			1,488,143		5,951		553,181		2,047,275
AUTHORIZED TO GRAZE PAID PERMITS	2,110	299,639	998,166	1,526	4,949	577,935	1,484,148	879,100	2,487,263
			1,292,801		5,941		434,789		1,733,531
FREE USE	2	25	113	0	0	2,200	8,934	2,225	9,047
			149		0		2,345		2,494
PRIVATE LANDS	115	2,284	10,581	0	20	6,666	12,446	8,950	23,047
			13,784		24		3,710		17,518
CROSSING									
TOTAL AUTHORIZED	2,112	299,664	998,279	1,526	4,949	580,135	1,493,082	881,325	2,496,310
			1,292,950		5,941		437,134		1,736,025
TOTAL UN-AUTHORIZED	8	1,895	446	4	1	596	98	2,495	545
			576		1		29		606
WILD HORSES	0	0	0	1,100	31,965	0	0	1,100	31,965
			0		38,358		0		38,358
WILD BURROS									

**US DEPARTMENT OF AGRICULTURE – FOREST SERVICE
ANNUAL GRAZING STATISTICAL REPORT
GRAZING SEASON 2001**

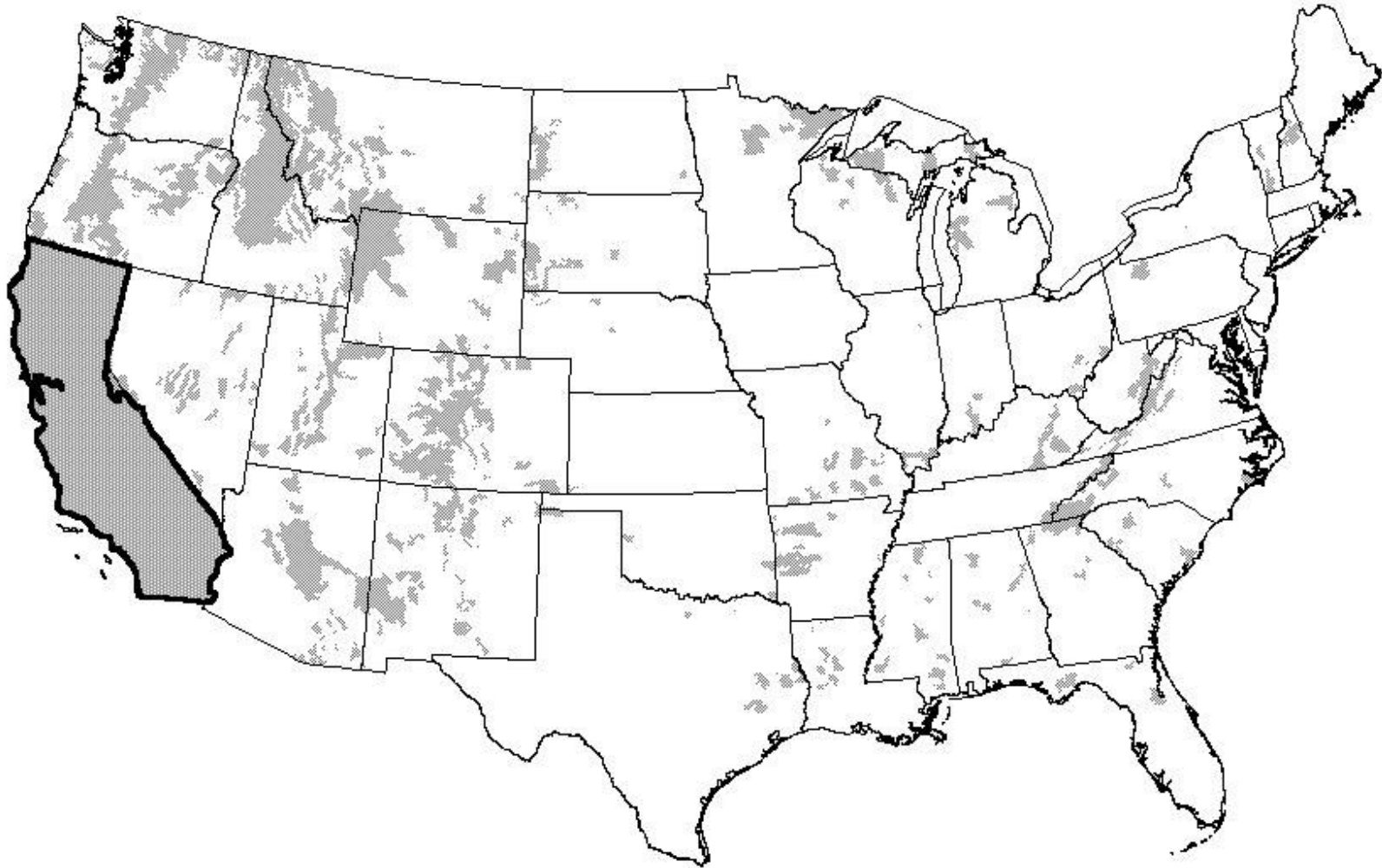


**NATIONAL GRASSLANDS – INTERMOUNTAIN REGION
REGION 4**

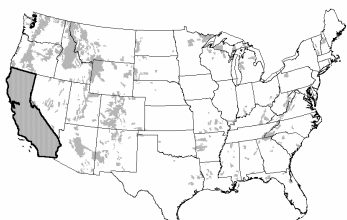


	Number of Permittees	CATTLE		HORSES & BURROS		SHEEP & GOATS		TOTAL	
		NUMBER	HMS AUMS	NUMBER	HMS AUMS	NUMBER	HMS AUMS	NUMBER	HMS AUMS
PERMITTED TO GRAZE		1,745	3,025	0	0	0	0	1,745	3,025
			3,997		0		0		3,997
AUTHORIZED TO GRAZE PAID PERMITS	1	1,745	3,025	0	0	0	0	1,745	3,025
			3,997		0		0		3,997
FREE USE									
PRIVATE LANDS									
CROSSING									
TOTAL AUTHORIZED	1	1,745	3,025	0	0	0	0	1,745	3,025
			3,997		0		0		3,997
TOTAL UN-AUTHORIZED									
WILD HORSES									
WILD BURROS									

PACIFIC SOUTHWEST REGION – (REGION 5)



**US DEPARTMENT OF AGRICULTURE – FOREST SERVICE
ANNUAL GRAZING STATISTICAL REPORT
GRAZING SEASON 2001**

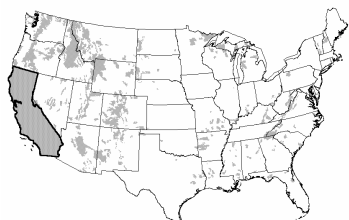


**NATIONAL FOREST SYSTEM – PACIFIC SOUTHWEST REGION
REGION 5**



	Number of Permittees	CATTLE		HORSES & BURROS		SHEEP & GOATS		TOTAL	
		NUMBER	HMS AUMS	NUMBER	HMS AUMS	NUMBER	HMS AUMS	NUMBER	HMS AUMS
PERMITTED TO GRAZE		88,575	415,042	220	1,566	46,678	142,875	135,473	559,483
			534,047		1,879		36,095		572,021
AUTHORIZED TO GRAZE PAID PERMITS	447	70,851	306,219	159	1,191	31,521	101,721	102,531	409,131
			392,978		1,429		25,735		420,142
FREE USE	2	236	2,832	10	120	0	0	246	2,952
			3,738		144		0		3,882
PRIVATE LANDS	43	2,257	10,732	0	0	470	1,497	2,727	12,229
			13,915		0		429		14,344
CROSSING									
TOTAL AUTHORIZED	449	71,087	309,051	169	1,311	31,521	101,721	102,777	412,083
			396,716		1,573		25,735		424,024
TOTAL UN-AUTHORIZED	6	185	227	0	0	1,500	1,282	1,685	1,509
			300		0		385		685
WILD HORSES	0	0	0	917	10,329	0	0	917	10,329
			0		12,395		0		12,395
WILD BURROS	0	0	0	110	1,944	0	0	110	1,944
			0		1,166		0		1,166

**US DEPARTMENT OF AGRICULTURE – FOREST SERVICE
ANNUAL GRAZING STATISTICAL REPORT
GRAZING SEASON 2001**

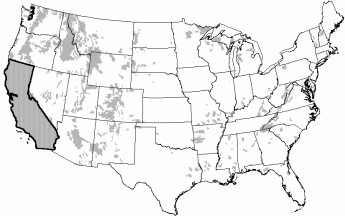


**NATIONAL FORESTS – PACIFIC SOUTHWEST REGION
REGION 5**



	Number of Permittees	CATTLE		HORSES & BURROS		SHEEP & GOATS		TOTAL	
		NUMBER	HMS AUMS	NUMBER	HMS AUMS	NUMBER	HMS AUMS	NUMBER	HMS AUMS
PERMITTED TO GRAZE		88,575	415,042	220	1,566	46,678	142,875	135,473	559,483
			534,047		1,879		36,095		572,021
AUTHORIZED TO GRAZE PAID PERMITS	447	70,851	306,219	159	1,191	31,521	101,721	102,531	409,131
			392,978		1,429		25,735		420,142
FREE USE	2	236	2,832	10	120	0	0	246	2,952
			3,738		144		0		3,882
PRIVATE LANDS	43	2,257	10,732	0	0	470	1,497	2,727	12,229
			13,915		0		429		14,344
CROSSING									
TOTAL AUTHORIZED	449	71,087	309,051	169	1,311	31,521	101,721	102,777	412,083
			396,716		1,573		25,735		424,024
TOTAL UN-AUTHORIZED	6	185	227	0	0	1,500	1,282	1,685	1,509
			300		0		385		685
WILD HORSES	0	0	0	917	10,329	0	0	917	10,329
			0		12,395		0		12,395
WILD BURROS	0	0	0	110	1,944	0	0	110	1,944
			0		1,166		0		1,166

**US DEPARTMENT OF AGRICULTURE – FOREST SERVICE
ANNUAL GRAZING STATISTICAL REPORT
GRAZING SEASON 2001**

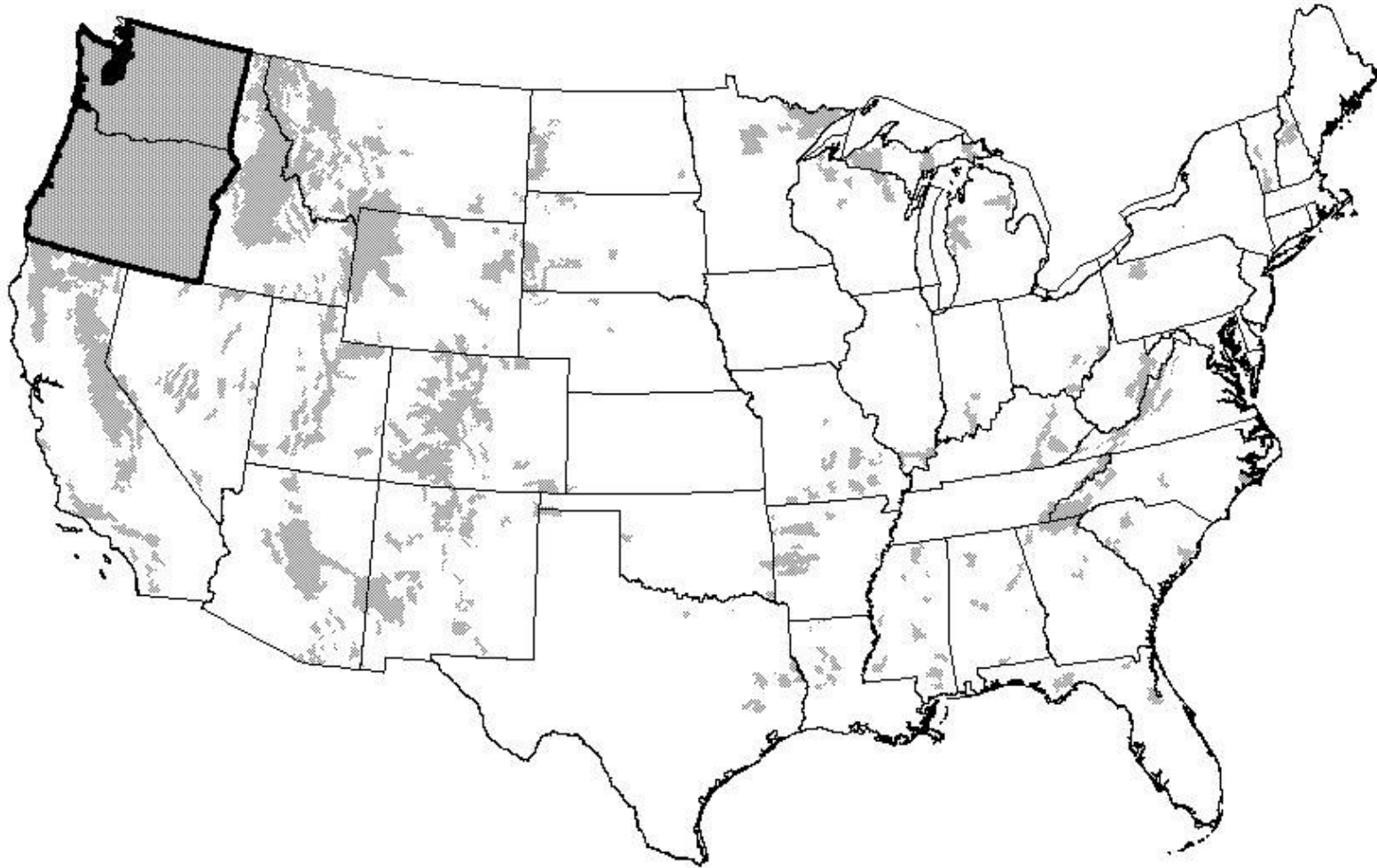


**NATIONAL GRASSLANDS – PACIFIC SOUTHWEST REGION
REGION 5**

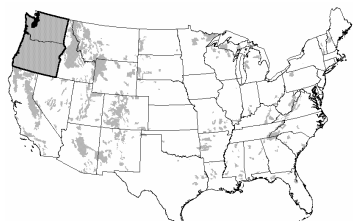


	Number of Permittees	CATTLE		HORSES & BURROS		SHEEP & GOATS		TOTAL	
		NUMBER	HMS AUMS	NUMBER	HMS AUMS	NUMBER	HMS AUMS	NUMBER	HMS AUMS
PERMITTED TO GRAZE									
AUTHORIZED TO GRAZE PAID PERMITS									
FREE USE									
PRIVATE LANDS									
CROSSING									
TOTAL AUTHORIZED									
TOTAL UN-AUTHORIZED									
WILD HORSES									
WILD BURROS									

PACIFIC NORTHWEST REGION – (REGION 6)



**US DEPARTMENT OF AGRICULTURE – FOREST SERVICE
ANNUAL GRAZING STATISTICAL REPORT
GRAZING SEASON 2001**

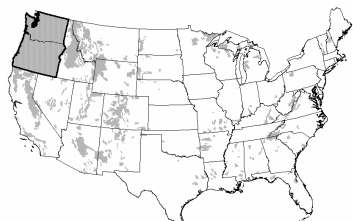


**NATIONAL FOREST SYSTEM– PACIFIC NORTHWEST REGION
REGION 6**



	Number of Permittees	CATTLE		HORSES & BURROS		SHEEP & GOATS		TOTAL	
		NUMBER	HMS AUMS	NUMBER	HMS AUMS	NUMBER	HMS AUMS	NUMBER	HMS AUMS
PERMITTED TO GRAZE		126,727	500,080	171	1,079	43,386	164,369	170,284	665,528
			656,412		1,296		48,509		706,217
AUTHORIZED TO GRAZE PAID PERMITS	518	120,274	409,675	61	295	40,238	145,151	160,573	555,121
			535,220		354		42,462		578,036
FREE USE	3	190	762	81	468	0	0	271	1,230
			1,006		562		0		1,568
PRIVATE LANDS	88	7,665	28,982	0	0	225	331	7,890	29,313
			38,098		0		99		38,197
CROSSING									
TOTAL AUTHORIZED	521	120,464	410,437	142	763	40,238	145,151	160,844	556,351
			536,226		916		42,462		579,604
TOTAL UN-AUTHORIZED									
WILD HORSES	0	0	0	235	3,000	0	0	235	3,000
			0		3,600		0		3,600
WILD BURROS									

**US DEPARTMENT OF AGRICULTURE – FOREST SERVICE
ANNUAL GRAZING STATISTICAL REPORT
GRAZING SEASON 2001**

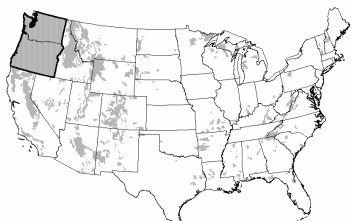


**NATIONAL FORESTS – PACIFIC NORTHWEST REGION
REGION 6**



	Number of Permittees	CATTLE		HORSES & BURROS		SHEEP & GOATS		TOTAL	
		NUMBER	HMS AUMS	NUMBER	HMS AUMS	NUMBER	HMS AUMS	NUMBER	HMS AUMS
PERMITTED TO GRAZE		124,119	483,348	143	881	43,386	164,369	167,648	648,598
			634,903		1,058		48,509		684,470
AUTHORIZED TO GRAZE PAID PERMITS	499	117,963	397,934	61	295	40,238	145,151	158,262	543,380
			520,085		354		42,462		562,901
FREE USE	3	190	762	81	468	0	0	271	1,230
			1,006		562		0		1,568
PRIVATE LANDS	88	7,665	28,982	0	0	225	331	7,890	29,313
			38,098		0		99		38,197
CROSSING									
TOTAL AUTHORIZED	502	118,153	398,696	142	763	40,238	145,151	158,533	544,610
			521,091		916		42,462		564,469
TOTAL UN-AUTHORIZED									
WILD HORSES	0	0	0	235	3,000	0	0	235	3,000
			0		3,600		0		3,600
WILD BURROS									

**US DEPARTMENT OF AGRICULTURE – FOREST SERVICE
ANNUAL GRAZING STATISTICAL REPORT
GRAZING SEASON 2001**

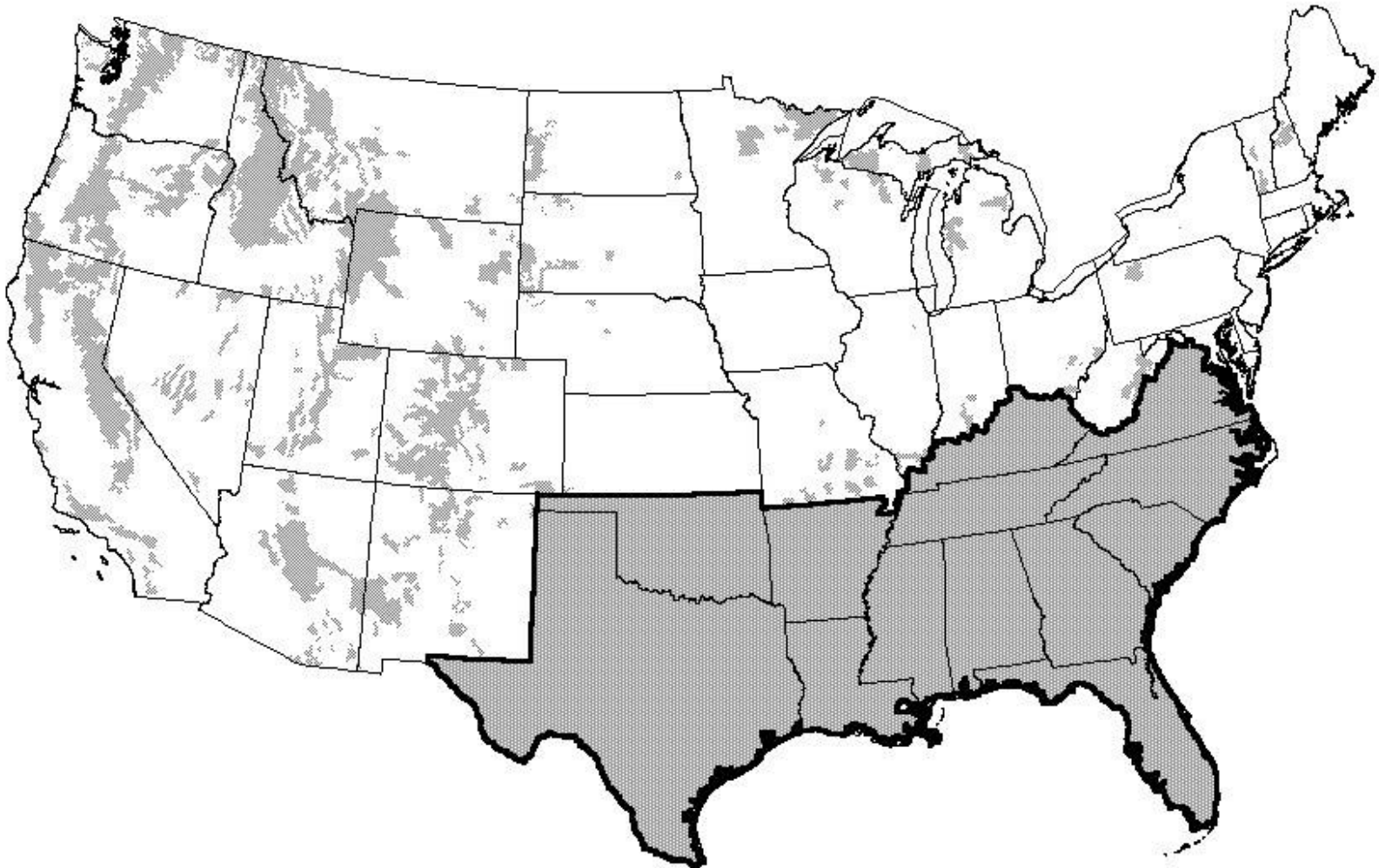


**NATIONAL GRASSLANDS – PACIFIC NORTHWEST REGION
REGION 6**

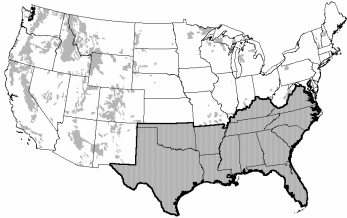


	Number of Permittees	CATTLE		HORSES & BURROS		SHEEP & GOATS		TOTAL	
		NUMBER	HMS AUMS	NUMBER	HMS AUMS	NUMBER	HMS AUMS	NUMBER	HMS AUMS
PERMITTED TO GRAZE		2,608	16,732	28	198	0	0	2,636	16,930
			21,509		238		0		21,747
AUTHORIZED TO GRAZE PAID PERMITS	19	2,311	11,741	0	0	0	0	2,311	11,741
			15,135		0		0		15,135
FREE USE									
PRIVATE LANDS									
CROSSING									
TOTAL AUTHORIZED	19	2,311	11,741	0	0	0	0	2,311	11,741
			15,135		0		0		15,135
TOTAL UN-AUTHORIZED									
WILD HORSES									
WILD BURROS									

SOUTHERN REGION – (REGION 8)



**US DEPARTMENT OF AGRICULTURE – FOREST SERVICE
ANNUAL GRAZING STATISTICAL REPORT
GRAZING SEASON 2001**

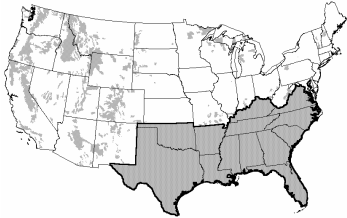


**NATIONAL FOREST SYSTEM – SOUTHERN REGION
REGION 8**



	Number of Permittees	CATTLE		HORSES & BURROS		SHEEP & GOATS		TOTAL	
		NUMBER	HMS AUMS	NUMBER	HMS AUMS	NUMBER	HMS AUMS	NUMBER	HMS AUMS
PERMITTED TO GRAZE		6,865	51,050	269	2,837	0	0	7,134	53,887
			62,628		2,756		0		65,384
AUTHORIZED TO GRAZE PAID PERMITS	137	4,675	30,368	254	2,609	0	0	4,929	32,977
			37,472		2,482		0		39,954
FREE USE									
PRIVATE LANDS									
CROSSING									
TOTAL AUTHORIZED	137	4,675	30,368	254	2,609	0	0	4,929	32,977
			37,472		2,482		0		39,954
TOTAL UN-AUTHORIZED									
WILD HORSES									
WILD BURROS									

**US DEPARTMENT OF AGRICULTURE – FOREST SERVICE
ANNUAL GRAZING STATISTICAL REPORT
GRAZING SEASON 2001**

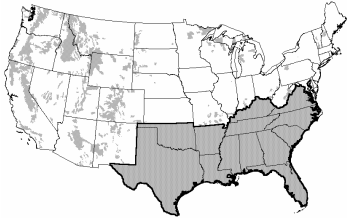


**NATIONAL FORESTS – SOUTHERN REGION
REGION 8**



	Number of Permittees	CATTLE		HORSES & BURROS		SHEEP & GOATS		TOTAL	
		NUMBER	HMS AUMS	NUMBER	HMS AUMS	NUMBER	HMS AUMS	NUMBER	HMS AUMS
PERMITTED TO GRAZE		5,967	42,881	269	2,837	0	0	6,236	45,718
			52,250		2,756		0		55,006
AUTHORIZED TO GRAZE PAID PERMITS	106	3,818	25,026	254	2,609	0	0	4,072	27,635
			30,677		2,482		0		33,159
FREE USE									
PRIVATE LANDS									
CROSSING									
TOTAL AUTHORIZED	106	3,818	25,026	254	2,609	0	0	4,072	27,635
			30,677		2,482		0		33,159
TOTAL UN-AUTHORIZED									
WILD HORSES									
WILD BURROS									

**US DEPARTMENT OF AGRICULTURE – FOREST SERVICE
ANNUAL GRAZING STATISTICAL REPORT
GRAZING SEASON 2001**

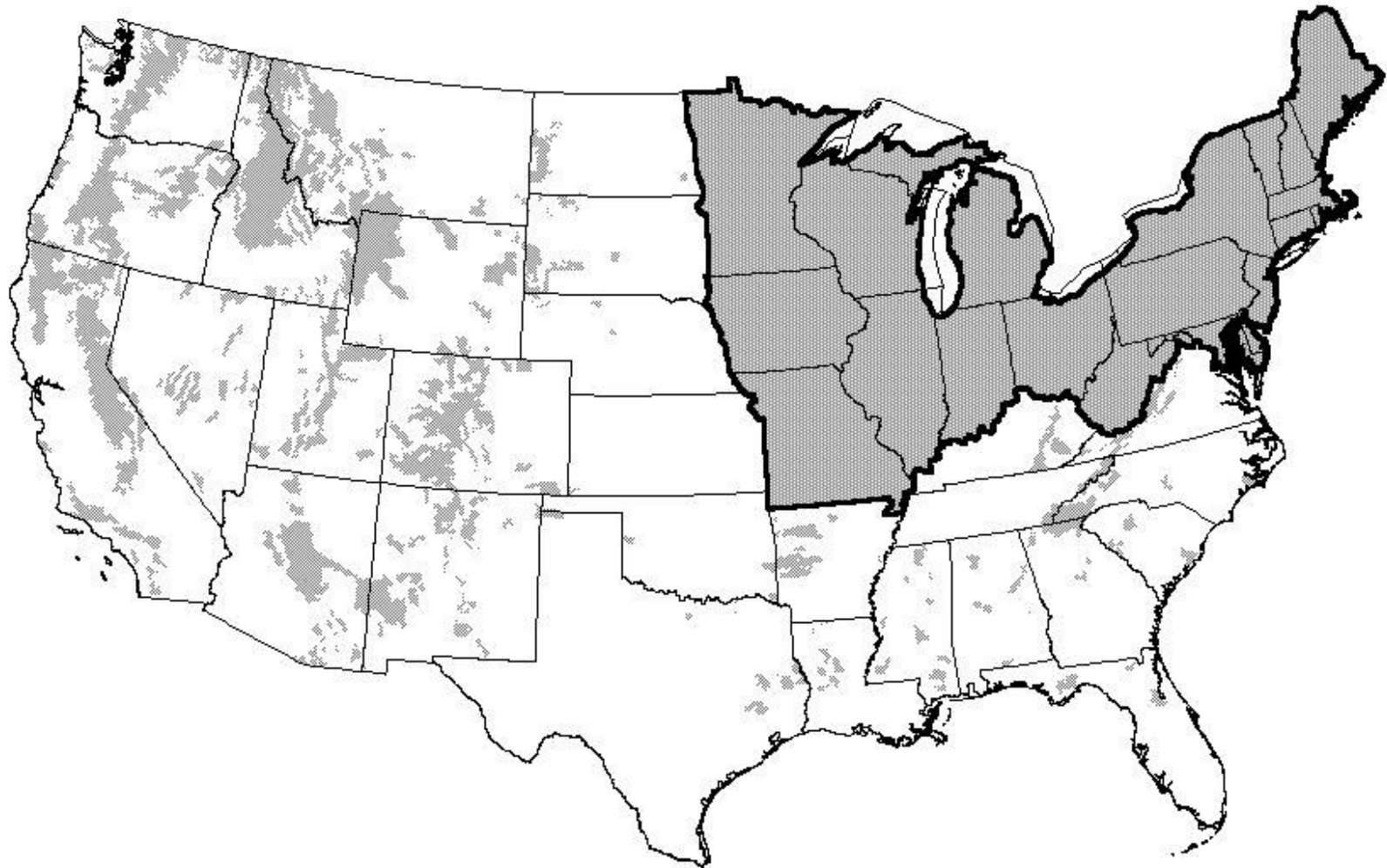


**NATIONAL GRASSLANDS – SOUTHERN REGION
REGION 8**

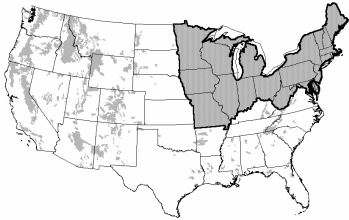


	Number of Permittees	CATTLE		HORSES & BURROS		SHEEP & GOATS		TOTAL	
		NUMBER	HMS AUMS	NUMBER	HMS AUMS	NUMBER	HMS AUMS	NUMBER	HMS AUMS
PERMITTED TO GRAZE		898	8,169	0	0	0	0	898	8,169
			10,378		0		0		10,378
AUTHORIZED TO GRAZE PAID PERMITS	31	857	5,342	0	0	0	0	857	5,342
			6,795		0		0		6,795
FREE USE									
PRIVATE LANDS									
CROSSING									
TOTAL AUTHORIZED	31	857	5,342	0	0	0	0	857	5,342
			6,795		0		0		6,795
TOTAL UN-AUTHORIZED									
WILD HORSES									
WILD BURROS									

EASTERN REGION – (REGION 9)



**US DEPARTMENT OF AGRICULTURE – FOREST SERVICE
ANNUAL GRAZING STATISTICAL REPORT
GRAZING SEASON 2001**

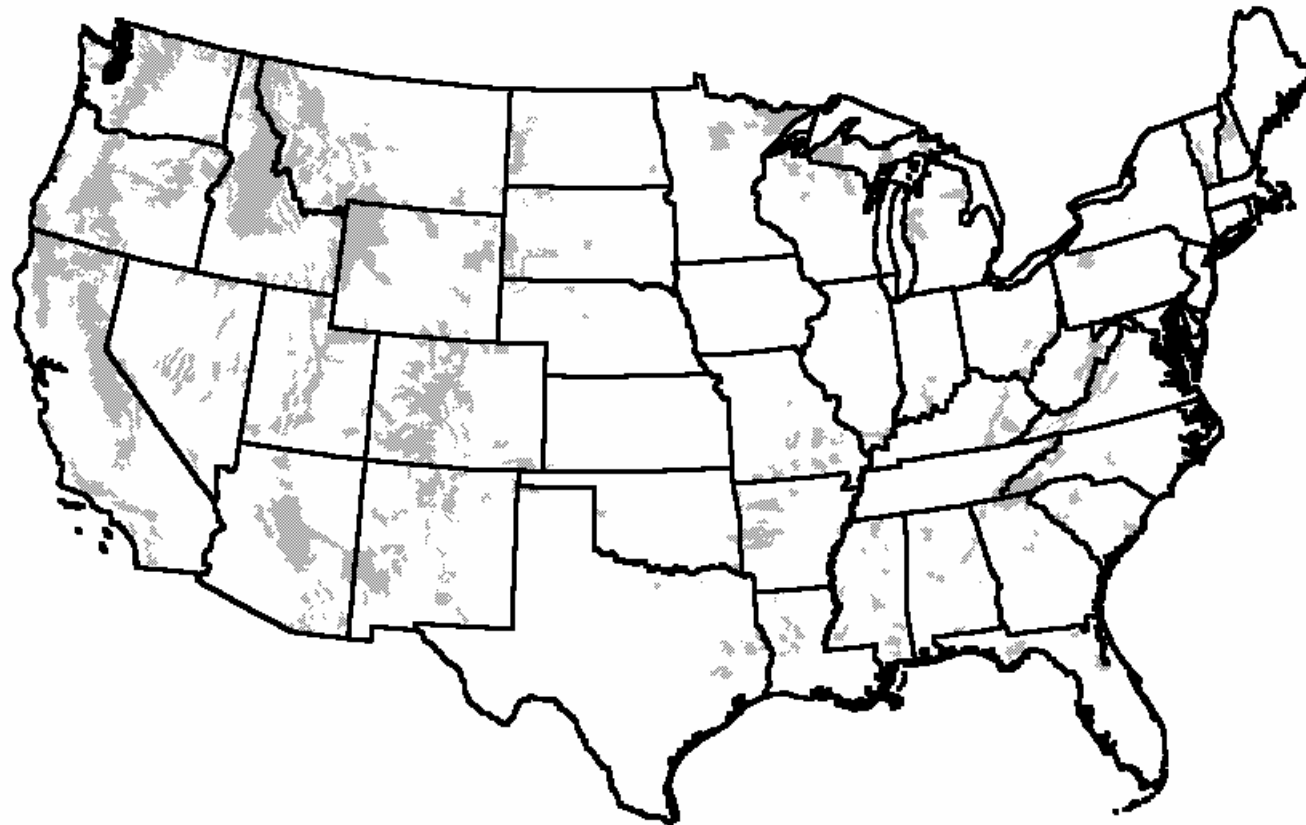


**NATIONAL FORESTS – EASTERN REGION
REGION 9**

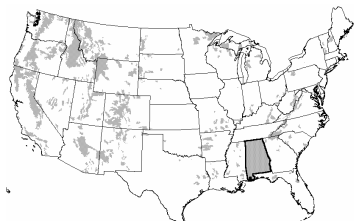


	Number of Permittees	CATTLE		HORSES & BURROS		SHEEP & GOATS		TOTAL	
		NUMBER	HMS AUMS	NUMBER	HMS AUMS	NUMBER	HMS AUMS	NUMBER	HMS AUMS
PERMITTED TO GRAZE		8,249	47,778	28	178	146	605	8,423	48,561
			60,038		213		149		60,400
AUTHORIZED TO GRAZE PAID PERMITS	77	7,541	36,134	26	171	56	284	7,623	36,589
			46,823		205		85		47,113
FREE USE									
PRIVATE LANDS									
CROSSING									
TOTAL AUTHORIZED	77	7,541	36,134	26	171	56	284	7,623	36,589
			46,823		205		85		47,113
TOTAL UN-AUTHORIZED									
WILD HORSES									
WILD BURROS									

**2001
GRAZING STATISTICAL SUMMARY
STATE SUMMARY**



**US DEPARTMENT OF AGRICULTURE – FOREST SERVICE
ANNUAL GRAZING STATISTICAL REPORT
GRAZING SEASON 2001**

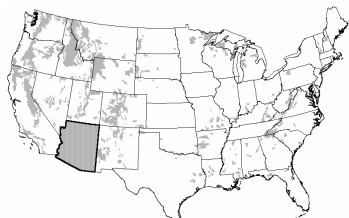


NATIONAL FORESTS – ALABAMA



	Number of Permittees	CATTLE		HORSES & BURROS		SHEEP & GOATS		TOTAL	
		NUMBER	HMS AUMS	NUMBER	HMS AUMS	NUMBER	HMS AUMS	NUMBER	HMS AUMS
PERMITTED TO GRAZE	2	60	424	4	28	0	0	64	452
			560		34		0		594
AUTHORIZED TO GRAZE PAID PERMITS									
FREE USE									
PRIVATE LANDS									
CROSSING									
TOTAL AUTHORIZED									
TOTAL UN-AUTHORIZED									
WILD HORSES									
WILD BURROS									

**US DEPARTMENT OF AGRICULTURE – FOREST SERVICE
ANNUAL GRAZING STATISTICAL REPORT
GRAZING SEASON 2001**

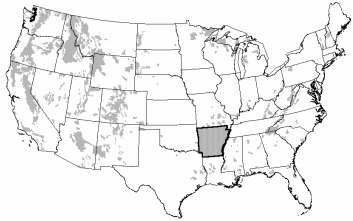


NATIONAL FORESTS – ARIZONA



	Number of Permittees	CATTLE		HORSES & BURROS		SHEEP & GOATS		TOTAL	
		NUMBER	HMS AUMS	NUMBER	HMS AUMS	NUMBER	HMS AUMS	NUMBER	HMS AUMS
PERMITTED TO GRAZE	430	138,570	1,193,492	653	4,530	65,443	124,399	204,666	1,322,421
			1,456,037		5,343		24,880		1,486,260
AUTHORIZED TO GRAZE PAID PERMITS	377	95,976	648,188	1,057	8,439	49,202	93,078	146,235	749,705
			801,834		9,992		18,616		830,442
FREE USE									
PRIVATE LANDS	21	392	4,944	76	898	822	2,078	1,290	7,920
			5,914		1,078		420		7,412
CROSSING	1	0	0	0	0	0	0	0	0
			0		0		0		0
TOTAL AUTHORIZED	378	95,976	648,188	1,057	8,439	49,202	93,078	146,235	749,705
			801,834		9,992		18,616		830,442
TOTAL UN-AUTHORIZED	1	125	218	0	0	0	0	125	218
			288		0		0		288
WILD HORSES									
WILD BURROS									

**US DEPARTMENT OF AGRICULTURE – FOREST SERVICE
ANNUAL GRAZING STATISTICAL REPORT
GRAZING SEASON 2001**

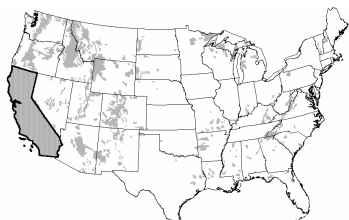


NATIONAL FORESTS – ARKANSAS



	Number of Permittees	CATTLE		HORSES & BURROS		SHEEP & GOATS		TOTAL	
		NUMBER	HMS AUMS	NUMBER	HMS AUMS	NUMBER	HMS AUMS	NUMBER	HMS AUMS
PERMITTED TO GRAZE	59	1,742	10,758	4	24	0	0	1,746	10,782
			14,109		29		0		14,138
AUTHORIZED TO GRAZE PAID PERMITS	31	868	5,220	4	24	0	0	872	5,244
			6,891		29		0		6,920
FREE USE									
PRIVATE LANDS									
CROSSING									
TOTAL AUTHORIZED	31	868	5,220	4	24	0	0	872	5,244
			6,891		29		0		6,920
TOTAL UN-AUTHORIZED									
WILD HORSES									
WILD BURROS									

**US DEPARTMENT OF AGRICULTURE – FOREST SERVICE
ANNUAL GRAZING STATISTICAL REPORT
GRAZING SEASON 2001**

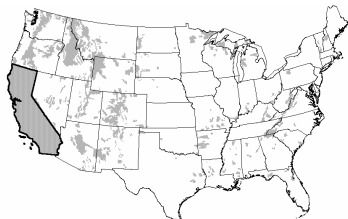


NATIONAL FOREST SYSTEM – CALIFORNIA



	Number of Permittees	CATTLE		HORSES & BURROS		SHEEP & GOATS		TOTAL	
		NUMBER	HMS AUMS	NUMBER	HMS AUMS	NUMBER	HMS AUMS	NUMBER	HMS AUMS
PERMITTED TO GRAZE		91,695	426,834	233	1,599	53,387	179,057	145,315	607,490
			549,675		1,919		46,586		598,180
AUTHORIZED TO GRAZE PAID PERMITS	470	73,615	314,786	169	1,214	37,455	126,608	111,239	442,608
			404,287		1,457		32,760		438,504
FREE USE	2	236	2,832	10	120	0	0	246	2,952
			3,738		144		0		3,882
PRIVATE LANDS	43	2,257	10,732	0	0	470	1,497	2,727	12,229
			13,915		0		429		14,344
CROSSING									
TOTAL AUTHORIZED	472	73,851	317,618	179	1,334	37,455	126,608	111,485	445,560
			408,025		1,601		32,760		442,386
TOTAL UN-AUTHORIZED	6	185	227	0	0	1,500	1,282	1,685	1,509
			300		0		385		685
WILD HORSES	0	0	0	695	8,040	0	0	695	8,040
			0		9,648		0		9,648
WILD BURROS	0	0	0	110	1,944	0	0	110	1,944
			0		1,166		0		1,166

**US DEPARTMENT OF AGRICULTURE – FOREST SERVICE
ANNUAL GRAZING STATISTICAL REPORT
GRAZING SEASON 2001**

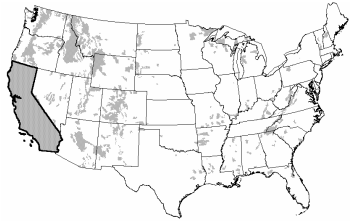


NATIONAL FORESTS – CALIFORNIA



	Number of Permittees	CATTLE		HORSES & BURROS		SHEEP & GOATS		TOTAL	
		NUMBER	HMS AUMS	NUMBER	HMS AUMS	NUMBER	HMS AUMS	NUMBER	HMS AUMS
PERMITTED TO GRAZE		91,695	426,834	233	1,599	53,387	179,057	145,315	607,490
			549,675		1,919		46,586		598,180
AUTHORIZED TO GRAZE PAID PERMITS	470	73,615	314,786	169	1,214	37,455	126,608	111,239	442,608
			404,287		1,457		32,760		438,504
FREE USE	2	236	2,832	10	120	0	0	246	2,952
			3,738		144		0		3,882
PRIVATE LANDS	43	2,257	10,732	0	0	470	1,497	2,727	12,229
			13,915		0		429		14,344
CROSSING									
TOTAL AUTHORIZED	472	73,851	317,618	179	1,334	37,455	126,608	111,485	445,560
			408,025		1,601		32,760		442,386
TOTAL UN-AUTHORIZED	6	185	227	0	0	1,500	1,282	1,685	1,509
			300		0		385		685
WILD HORSES	0	0	0	695	8,040	0	0	695	8,040
			0		9,648		0		9,648
WILD BURROS	0	0	0	110	1,944	0	0	110	1,944
			0		1,166		0		1,166

**US DEPARTMENT OF AGRICULTURE – FOREST SERVICE
ANNUAL GRAZING STATISTICAL REPORT
GRAZING SEASON 2001**

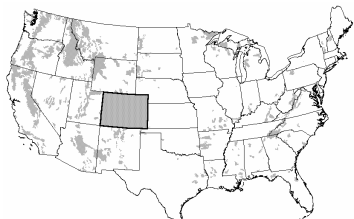


NATIONAL GRASSLANDS – CALIFORNIA



Number of Permittees	CATTLE		HORSES & BURROS		SHEEP & GOATS		TOTAL	
	NUMBER	HMS AUMS	NUMBER	HMS AUMS	NUMBER	HMS AUMS	NUMBER	HMS AUMS
PERMITTED TO GRAZE								
AUTHORIZED TO GRAZE PAID PERMITS								
FREE USE								
PRIVATE LANDS								
CROSSING								
TOTAL AUTHORIZED								
TOTAL UN-AUTHORIZED								
WILD HORSES								
WILD BURROS								

**US DEPARTMENT OF AGRICULTURE – FOREST SERVICE
ANNUAL GRAZING STATISTICAL REPORT
GRAZING SEASON 2001**

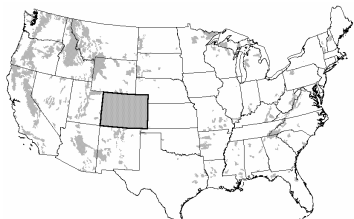


NATIONAL FOREST SYSTEM – COLORADO



	Number of Permittees	CATTLE		HORSES & BURROS		SHEEP & GOATS		TOTAL	
		NUMBER	HMS AUMS	NUMBER	HMS AUMS	NUMBER	HMS AUMS	NUMBER	HMS AUMS
PERMITTED TO GRAZE		169,250	725,893	1,110	4,699	174,158	410,798	344,518	1,141,390
			918,399		5,638		122,037		1,046,074
AUTHORIZED TO GRAZE PAID PERMITS	766	147,447	523,852	693	2,338	158,200	370,995	306,340	897,185
			662,166		2,805		110,096		775,067
FREE USE	4	0	0	93	330	0	0	93	330
			0		396		0		396
PRIVATE LANDS	22	789	3,826	0	0	135	256	924	4,082
			4,784		0		77		4,861
CROSSING	0	0	0	0	0	1,350	276	1,350	276
			0		0		83		83
TOTAL AUTHORIZED	770	147,447	523,852	786	2,668	159,550	371,271	307,783	897,791
			662,166		3,201		110,179		775,546
TOTAL UN-AUTHORIZED	3	54	16	8	19	0	0	62	35
			21		66		0		87
WILD HORSES									
WILD BURROS									

**US DEPARTMENT OF AGRICULTURE – FOREST SERVICE
ANNUAL GRAZING STATISTICAL REPORT
GRAZING SEASON 2001**

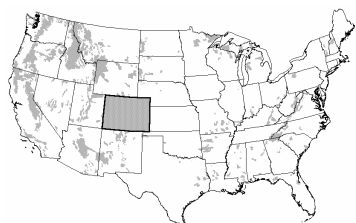


NATIONAL FORESTS – COLORADO



	Number of Permittees	CATTLE		HORSES & BURROS		SHEEP & GOATS		TOTAL	
		NUMBER	HMS AUMS	NUMBER	HMS AUMS	NUMBER	HMS AUMS	NUMBER	HMS AUMS
PERMITTED TO GRAZE		147,509	555,184	1,110	4,699	174,158	410,798	322,777	970,681
			698,839		5,638		122,037		826,514
AUTHORIZED TO GRAZE PAID PERMITS	753	139,459	483,163	693	2,338	158,200	370,995	298,352	856,496
			608,194		2,805		110,096		721,095
FREE USE	4	0	0	93	330	0	0	93	330
			0		396		0		396
PRIVATE LANDS	22	789	3,826	0	0	135	256	924	4,082
			4,784		0		77		4,861
CROSSING	0	0	0	0	0	1,350	276	1,350	276
			0		0		83		83
TOTAL AUTHORIZED	757	139,459	483,163	786	2,668	159,550	371,271	299,795	857,102
			608,194		3,201		110,179		721,574
TOTAL UN-AUTHORIZED	3	54	16	8	19	0	0	62	35
			21		66		0		87
WILD HORSES									
WILD BURROS									

**US DEPARTMENT OF AGRICULTURE – FOREST SERVICE
ANNUAL GRAZING STATISTICAL REPORT
GRAZING SEASON 2001**

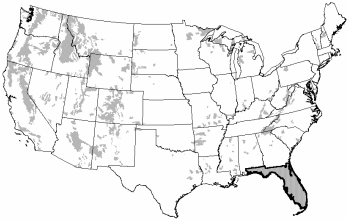


NATIONAL GRASSLANDS – COLORADO



	Number of Permittees	CATTLE		HORSES & BURROS		SHEEP & GOATS		TOTAL	
		NUMBER	HMS AUMS	NUMBER	HMS AUMS	NUMBER	HMS AUMS	NUMBER	HMS AUMS
PERMITTED TO GRAZE		21,741	170,709	0	0	0	0	21,741	170,709
			219,560		0		0		219,560
AUTHORIZED TO GRAZE PAID PERMITS	13	7,988	40,689	0	0	0	0	7,988	40,689
			53,972		0		0		53,972
FREE USE									
PRIVATE LANDS									
CROSSING									
TOTAL AUTHORIZED	13	7,988	40,689	0	0	0	0	7,988	40,689
			53,972		0		0		53,972
TOTAL UN-AUTHORIZED									
WILD HORSES									
WILD BURROS									

**US DEPARTMENT OF AGRICULTURE – FOREST SERVICE
ANNUAL GRAZING STATISTICAL REPORT
GRAZING SEASON 2001**

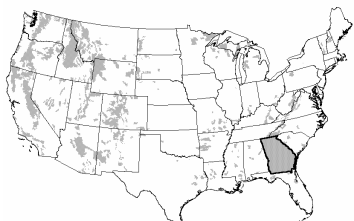


NATIONAL FORESTS – FLORIDA



Number of Permittees	CATTLE		HORSES & BURROS		SHEEP & GOATS		TOTAL	
	NUMBER	HMS AUMS	NUMBER	HMS AUMS	NUMBER	HMS AUMS	NUMBER	HMS AUMS
PERMITTED TO GRAZE	90	1,080	0	0	0	0	90	1,080
		1,426		0		0		1,426
AUTHORIZED TO GRAZE PAID PERMITS								
FREE USE								
PRIVATE LANDS								
CROSSING								
TOTAL AUTHORIZED								
TOTAL UN-AUTHORIZED								
WILD HORSES								
WILD BURROS								

**US DEPARTMENT OF AGRICULTURE – FOREST SERVICE
ANNUAL GRAZING STATISTICAL REPORT
GRAZING SEASON 2001**

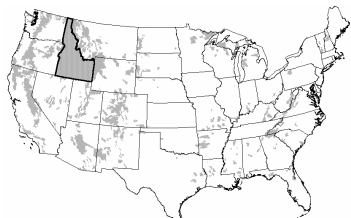


NATIONAL FORESTS – GEORGIA



	Number of Permittees	CATTLE		HORSES & BURROS		SHEEP & GOATS		TOTAL	
		NUMBER	HMS AUMS	NUMBER	HMS AUMS	NUMBER	HMS AUMS	NUMBER	HMS AUMS
PERMITTED TO GRAZE		355	3,814	11	132	0	0	366	3,946
			5,034		158		0		5,192
AUTHORIZED TO GRAZE PAID PERMITS									
FREE USE									
PRIVATE LANDS									
CROSSING									
TOTAL AUTHORIZED									
TOTAL UN-AUTHORIZED									
WILD HORSES									
WILD BURROS									

**US DEPARTMENT OF AGRICULTURE – FOREST SERVICE
ANNUAL GRAZING STATISTICAL REPORT
GRAZING SEASON 2001**

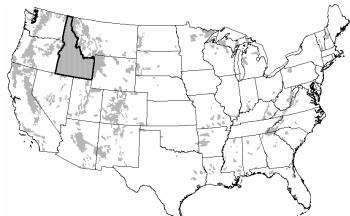


NATIONAL FOREST SYSTEM – IDAHO



	Number of Permittees	CATTLE		HORSES & BURROS		SHEEP & GOATS		TOTAL	
		NUMBER	HMS AUMS	NUMBER	HMS AUMS	NUMBER	HMS AUMS	NUMBER	HMS AUMS
PERMITTED TO GRAZE		125,420	464,773	2,547	4,615	229,703	712,664	357,670	1,182,052
			608,493		5,821		209,855		824,169
AUTHORIZED TO GRAZE PAID PERMITS	838	117,864	396,331	561	1,783	207,943	595,724	326,368	993,838
			519,103		2,155		174,536		695,794
FREE USE	1	0	0	0	0	2,200	8,934	2,200	8,934
			0		0		2,345		2,345
PRIVATE LANDS	57	1,644	7,698	0	0	2,486	586	4,130	8,284
			9,883		0		176		10,059
CROSSING									
TOTAL AUTHORIZED	839	117,864	396,331	561	1,783	210,143	604,658	328,568	1,002,772
			519,103		2,155		176,881		698,139
TOTAL UN-AUTHORIZED	4	333	150	0	0	0	0	333	150
			191		0		0		191
WILD HORSES									
WILD BURROS									

**US DEPARTMENT OF AGRICULTURE – FOREST SERVICE
ANNUAL GRAZING STATISTICAL REPORT
GRAZING SEASON 2001**



NATIONAL FORESTS – IDAHO



	Number of Permittees	CATTLE		HORSES & BURROS		SHEEP & GOATS		TOTAL	
		NUMBER	HMS AUMS	NUMBER	HMS AUMS	NUMBER	HMS AUMS	NUMBER	HMS AUMS
PERMITTED TO GRAZE		123,675	461,748	2,547	4,615	229,703	712,664	355,925	1,179,027
			604,496		5,821		209,855		820,172
AUTHORIZED TO GRAZE PAID PERMITS	837	116,119	393,306	561	1,783	207,943	595,724	324,623	990,813
			515,106		2,155		174,536		691,797
FREE USE	1	0	0	0	0	2,200	8,934	2,200	8,934
			0		0		2,345		2,345
PRIVATE LANDS	57	1,644	7,698	0	0	2,486	586	4,130	8,284
			9,883		0		176		10,059
CROSSING									
TOTAL AUTHORIZED	838	116,119	393,306	561	1,783	210,143	604,658	326,823	999,747
			515,106		2,155		176,881		694,142
TOTAL UN-AUTHORIZED	4	333	150	0	0	0	0	333	150
			191		0		0		191
WILD HORSES									
WILD BURROS									

**US DEPARTMENT OF AGRICULTURE – FOREST SERVICE
ANNUAL GRAZING STATISTICAL REPORT
GRAZING SEASON 2001**

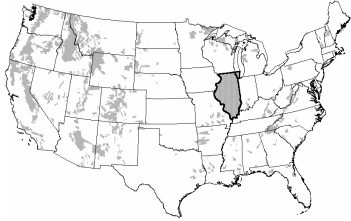


NATIONAL GRASSLANDS – IDAHO



	Number of Permittees	CATTLE		HORSES & BURROS		SHEEP & GOATS		TOTAL	
		NUMBER	HMS AUMS	NUMBER	HMS AUMS	NUMBER	HMS AUMS	NUMBER	HMS AUMS
PERMITTED TO GRAZE		1,745	3,025	0	0	0	0	1,745	3,025
			3,997		0		0		3,997
AUTHORIZED TO GRAZE PAID PERMITS	1	1,745	3,025	0	0	0	0	1,745	3,025
			3,997		0		0		3,997
FREE USE									
PRIVATE LANDS									
CROSSING									
TOTAL AUTHORIZED	1	1,745	3,025	0	0	0	0	1,745	3,025
			3,997		0		0		3,997
TOTAL UN-AUTHORIZED									
WILD HORSES									
WILD BURROS									

**US DEPARTMENT OF AGRICULTURE – FOREST SERVICE
ANNUAL GRAZING STATISTICAL REPORT
GRAZING SEASON 2001**

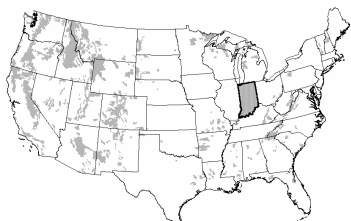


NATIONAL FORESTS – ILLINOIS



Number of Permittees	CATTLE		HORSES & BURROS		SHEEP & GOATS		TOTAL	
	NUMBER	HMS AUMS	NUMBER	HMS AUMS	NUMBER	HMS AUMS	NUMBER	HMS AUMS
PERMITTED TO GRAZE								
AUTHORIZED TO GRAZE PAID PERMITS								
FREE USE								
PRIVATE LANDS								
CROSSING								
TOTAL AUTHORIZED								
TOTAL UN-AUTHORIZED								
WILD HORSES								
WILD BURROS								

**US DEPARTMENT OF AGRICULTURE – FOREST SERVICE
ANNUAL GRAZING STATISTICAL REPORT
GRAZING SEASON 2001**

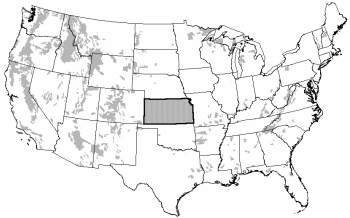


NATIONAL FORESTS – INDIANA



	Number of Permittees	CATTLE		HORSES & BURROS		SHEEP & GOATS		TOTAL	
		NUMBER	HMS AUMS	NUMBER	HMS AUMS	NUMBER	HMS AUMS	NUMBER	HMS AUMS
PERMITTED TO GRAZE									
AUTHORIZED TO GRAZE PAID PERMITS									
FREE USE									
PRIVATE LANDS									
CROSSING									
TOTAL AUTHORIZED									
TOTAL UN-AUTHORIZED									
WILD HORSES									
WILD BURROS									

**US DEPARTMENT OF AGRICULTURE – FOREST SERVICE
ANNUAL GRAZING STATISTICAL REPORT
GRAZING SEASON 2001**

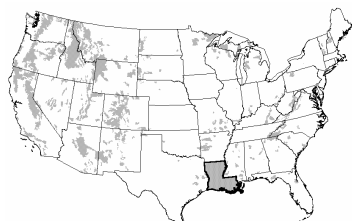


NATIONAL GRASSLANDS – KANSAS



	Number of Permittees	CATTLE		HORSES & BURROS		SHEEP & GOATS		TOTAL	
		NUMBER	HMS AUMS	NUMBER	HMS AUMS	NUMBER	HMS AUMS	NUMBER	HMS AUMS
PERMITTED TO GRAZE		10,520	62,804	0	0	0	0	10,520	62,804
			74,755		0		0		74,755
AUTHORIZED TO GRAZE PAID PERMITS	1	5,301	31,822	0	0	0	0	5,301	31,822
			37,550		0		0		37,550
FREE USE									
PRIVATE LANDS									
CROSSING									
TOTAL AUTHORIZED	1	5,301	31,822	0	0	0	0	5,301	31,822
			37,550		0		0		37,550
TOTAL UN-AUTHORIZED									
WILD HORSES									
WILD BURROS									

**US DEPARTMENT OF AGRICULTURE – FOREST SERVICE
ANNUAL GRAZING STATISTICAL REPORT
GRAZING SEASON 2001**

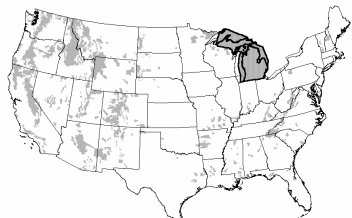


NATIONAL FORESTS – LOUISIANA



	Number of Permittees	CATTLE		HORSES & BURROS		SHEEP & GOATS		TOTAL	
		NUMBER	HMS AUMS	NUMBER	HMS AUMS	NUMBER	HMS AUMS	NUMBER	HMS AUMS
PERMITTED TO GRAZE			6,238	0	0	0	0	590	6,238
			7,882		0		0		7,882
AUTHORIZED TO GRAZE PAID PERMITS	9	609	6,232	0	0	0	0	609	6,232
			7,932		0		0		7,932
FREE USE									
PRIVATE LANDS									
CROSSING									
TOTAL AUTHORIZED	9	609	6,232	0	0	0	0	609	6,232
			7,932		0		0		7,932
TOTAL UN-AUTHORIZED									
WILD HORSES									
WILD BURROS									

**US DEPARTMENT OF AGRICULTURE – FOREST SERVICE
ANNUAL GRAZING STATISTICAL REPORT
GRAZING SEASON 2001**

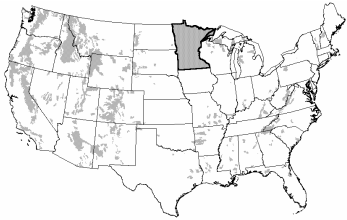


NATIONAL FORESTS – MICHIGAN



	Number of Permittees	CATTLE		HORSES & BURROS		SHEEP & GOATS		TOTAL	
		NUMBER	HMS AUMS	NUMBER	HMS AUMS	NUMBER	HMS AUMS	NUMBER	HMS AUMS
PERMITTED TO GRAZE		552	2,669	0	0	0	0	552	2,669
			2,184		0		0		2,184
AUTHORIZED TO GRAZE PAID PERMITS	2	131	662	0	0	0	0	131	662
			468		0		0		468
FREE USE									
PRIVATE LANDS									
CROSSING									
TOTAL AUTHORIZED	2	131	662	0	0	0	0	131	662
			468		0		0		468
TOTAL UN-AUTHORIZED									
WILD HORSES									
WILD BURROS									

**US DEPARTMENT OF AGRICULTURE – FOREST SERVICE
ANNUAL GRAZING STATISTICAL REPORT
GRAZING SEASON 2001**

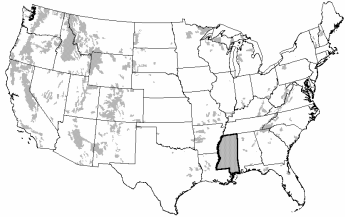


NATIONAL FORESTS – MINNESOTA



Number of Permittees	CATTLE		HORSES & BURROS		SHEEP & GOATS		TOTAL	
	NUMBER	HMS AUMS	NUMBER	HMS AUMS	NUMBER	HMS AUMS	NUMBER	HMS AUMS
PERMITTED TO GRAZE	72	82	0	0	0	0	72	82
		108		0		0		108
AUTHORIZED TO GRAZE PAID PERMITS								
FREE USE								
PRIVATE LANDS								
CROSSING								
TOTAL AUTHORIZED								
TOTAL UN-AUTHORIZED								
WILD HORSES								
WILD BURROS								

**US DEPARTMENT OF AGRICULTURE – FOREST SERVICE
ANNUAL GRAZING STATISTICAL REPORT
GRAZING SEASON 2001**

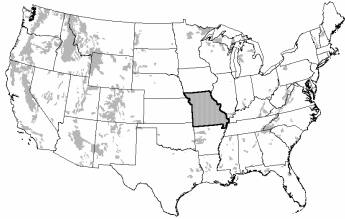


NATIONAL FORESTS – MISSISSIPPI



Number of Permittees	CATTLE		HORSES & BURROS		SHEEP & GOATS		TOTAL	
	NUMBER	HMS AUMS	NUMBER	HMS AUMS	NUMBER	HMS AUMS	NUMBER	HMS AUMS
PERMITTED TO GRAZE								
AUTHORIZED TO GRAZE PAID PERMITS								
FREE USE								
PRIVATE LANDS								
CROSSING								
TOTAL AUTHORIZED								
TOTAL UN-AUTHORIZED								
WILD HORSES								
WILD BURROS								

**US DEPARTMENT OF AGRICULTURE – FOREST SERVICE
ANNUAL GRAZING STATISTICAL REPORT
GRAZING SEASON 2001**

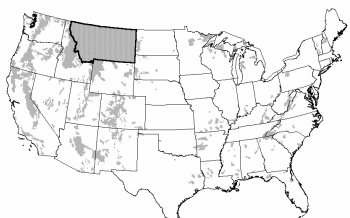


NATIONAL FORESTS – MISSOURI



	Number of Permittees	CATTLE		HORSES & BURROS		SHEEP & GOATS		TOTAL	
		NUMBER	HMS AUMS	NUMBER	HMS AUMS	NUMBER	HMS AUMS	NUMBER	HMS AUMS
PERMITTED TO GRAZE		3,875	15,989	5	27	0	0	3,880	16,016
			20,007		32		0		20,039
AUTHORIZED TO GRAZE PAID PERMITS	24	3,441	13,397	6	32	0	0	3,447	13,429
			17,393		38		0		17,431
FREE USE									
PRIVATE LANDS									
CROSSING									
TOTAL AUTHORIZED	24	3,441	13,397	6	32	0	0	3,447	13,429
			17,393		38		0		17,431
TOTAL UN-AUTHORIZED									
WILD HORSES									
WILD BURROS									

**US DEPARTMENT OF AGRICULTURE – FOREST SERVICE
ANNUAL GRAZING STATISTICAL REPORT
GRAZING SEASON 2001**

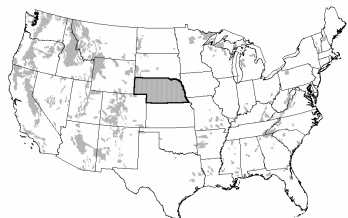


NATIONAL FORESTS – MONTANA



	Number of Permittees	CATTLE		HORSES & BURROS		SHEEP & GOATS		TOTAL	
		NUMBER	HMS AUMS	NUMBER	HMS AUMS	NUMBER	HMS AUMS	NUMBER	HMS AUMS
PERMITTED TO GRAZE		125,880	462,772	2,081	7,561	27,316	50,406	155,277	520,739
			591,902		9,074		15,121		616,097
AUTHORIZED TO GRAZE PAID PERMITS	902	116,958	394,784	1,883	6,293	25,012	44,088	143,853	445,165
			501,971		7,552		13,226		522,749
FREE USE	1	0	0	0	954	0	0	0	954
			0		1,145		0		1,145
PRIVATE LANDS	159	7,692	22,837	27	195	0	971	7,719	24,003
			29,577		234		291		30,102
CROSSING									
TOTAL AUTHORIZED	903	116,958	394,784	1,883	7,247	25,012	44,088	143,853	446,119
			501,971		8,697		13,226		523,894
TOTAL UN-AUTHORIZED	2	136	40	0	0	0	0	136	40
			52		0		0		52
WILD HORSES	0	0	0	85	170	0	0	85	170
			0		204		0		204
WILD BURROS	0	0	0	0	0	0	0	0	0
			0		0		0		0

**US DEPARTMENT OF AGRICULTURE – FOREST SERVICE
ANNUAL GRAZING STATISTICAL REPORT
GRAZING SEASON 2001**

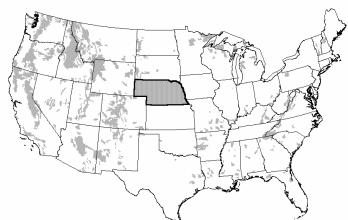


NATIONAL FOREST SYSTEM – NEBRASKA



	Number of Permittees	CATTLE		HORSES & BURROS		SHEEP & GOATS		TOTAL	
		NUMBER	HMS AUMS	NUMBER	HMS AUMS	NUMBER	HMS AUMS	NUMBER	HMS AUMS
PERMITTED TO GRAZE		17,839	88,662	4	8	0	0	17,843	88,670
			113,139		10		0		113,149
AUTHORIZED TO GRAZE PAID PERMITS	84	23,836	117,961	4	8	0	0	23,840	117,969
			150,398		10		0		150,408
FREE USE									
PRIVATE LANDS									
CROSSING									
TOTAL AUTHORIZED	84	23,836	117,961	4	8	0	0	23,840	117,969
			150,398		10		0		150,408
TOTAL UN-AUTHORIZED									
WILD HORSES									
WILD BURROS									

**US DEPARTMENT OF AGRICULTURE – FOREST SERVICE
ANNUAL GRAZING STATISTICAL REPORT
GRAZING SEASON 2001**

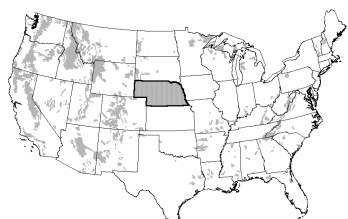


NATIONAL FORESTS – NEBRASKA



	Number of Permittees	CATTLE		HORSES & BURROS		SHEEP & GOATS		TOTAL	
		NUMBER	HMS AUMS	NUMBER	HMS AUMS	NUMBER	HMS AUMS	NUMBER	HMS AUMS
PERMITTED TO GRAZE		15,520	71,669	4	8	0	0	15,524	71,677
			91,082		10		0		91,092
AUTHORIZED TO GRAZE PAID PERMITS	82	17,451	70,356	4	8	0	0	17,455	70,364
			88,383		10		0		88,393
FREE USE									
PRIVATE LANDS									
CROSSING									
TOTAL AUTHORIZED	82	17,451	70,356	4	8	0	0	17,455	70,364
			88,383		10		0		88,393
TOTAL UN-AUTHORIZED									
WILD HORSES									
WILD BURROS									

**US DEPARTMENT OF AGRICULTURE – FOREST SERVICE
ANNUAL GRAZING STATISTICAL REPORT
GRAZING SEASON 2001**

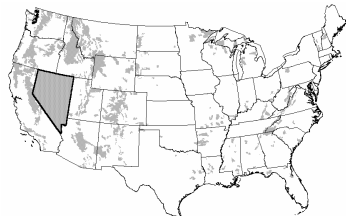


NATIONAL GRASSLANDS – NEBRASKA



	Number of Permittees	CATTLE		HORSES & BURROS		SHEEP & GOATS		TOTAL	
		NUMBER	HMS AUMS	NUMBER	HMS AUMS	NUMBER	HMS AUMS	NUMBER	HMS AUMS
PERMITTED TO GRAZE		2,319	16,993	0	0	0	0	2,319	16,993
			22,057		0		0		22,057
AUTHORIZED TO GRAZE PAID PERMITS	2	6,385	47,605	0	0	0	0	6,385	47,605
			62,015		0		0		62,015
FREE USE									
PRIVATE LANDS									
CROSSING									
TOTAL AUTHORIZED	2	6,385	47,605	0	0	0	0	6,385	47,605
			62,015		0		0		62,015
TOTAL UN-AUTHORIZED									
WILD HORSES									
WILD BURROS									

**US DEPARTMENT OF AGRICULTURE – FOREST SERVICE
ANNUAL GRAZING STATISTICAL REPORT
GRAZING SEASON 2001**

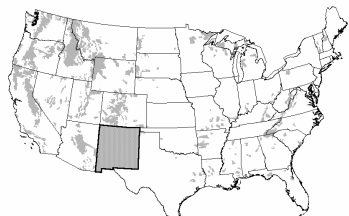


NATIONAL FORESTS – NEVADA



	Number of Permittees	CATTLE		HORSES & BURROS		SHEEP & GOATS		TOTAL	
		NUMBER	HMS AUMS	NUMBER	HMS AUMS	NUMBER	HMS AUMS	NUMBER	HMS AUMS
PERMITTED TO GRAZE		49,253	202,068	89	337	46,179	212,132	95,521	414,537
			261,949		404		58,493		320,846
AUTHORIZED TO GRAZE PAID PERMITS	140	54,130	150,837	69	259	72,650	131,380	126,849	282,476
			193,537		311		34,370		228,218
FREE USE									
PRIVATE LANDS	3	62	336	0	12	0	0	62	348
			382		14		0		396
CROSSING									
TOTAL AUTHORIZED	140	54,130	150,837	69	259	72,650	131,380	126,849	282,476
			193,537		311		34,370		228,218
TOTAL UN-AUTHORIZED	2	1,251	251	0	0	0	0	1,251	251
			331		0		0		331
WILD HORSES	0	0	0	1,322	34,254	0	0	1,322	34,254
			0		41,105		0		41,105
WILD BURROS									

**US DEPARTMENT OF AGRICULTURE – FOREST SERVICE
ANNUAL GRAZING STATISTICAL REPORT
GRAZING SEASON 2001**

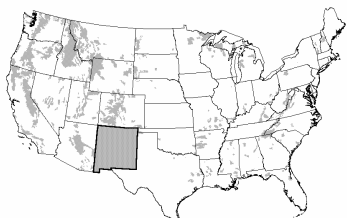


NATIONAL FOREST SYSTEM – NEW MEXICO



	Number of Permittees	CATTLE		HORSES & BURROS		SHEEP & GOATS		TOTAL	
		NUMBER	HMS AUMS	NUMBER	HMS AUMS	NUMBER	HMS AUMS	NUMBER	HMS AUMS
PERMITTED TO GRAZE		90,739	788,235	376	4,106	9,302	59,086	100,417	851,427
			987,092		4,927		15,774		1,007,793
AUTHORIZED TO GRAZE PAID PERMITS	977	75,488	567,081	338	3,479	7,886	48,829	83,712	619,389
			697,727		4,175		13,423		715,325
FREE USE									
PRIVATE LANDS	40	807	8,554	41	468	0	0	848	9,022
			11,240		561		0		11,801
CROSSING									
TOTAL AUTHORIZED	977	75,488	567,081	338	3,479	7,886	48,829	83,712	619,389
			697,727		4,175		13,423		715,325
TOTAL UN-AUTHORIZED	1	0	0	0	0	493	194	493	194
			0		0		58		58
WILD HORSES	0	0	0	57	0	0	0	57	0
			0		0		0		0
WILD BURROS									

**US DEPARTMENT OF AGRICULTURE – FOREST SERVICE
ANNUAL GRAZING STATISTICAL REPORT
GRAZING SEASON 2001**

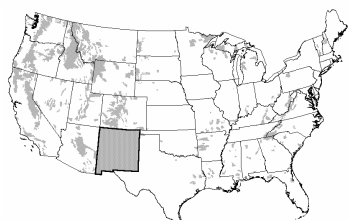


NATIONAL FORESTS – NEW MEXICO



	Number of Permittees	CATTLE		HORSES & BURROS		SHEEP & GOATS		TOTAL	
		NUMBER	HMS AUMS	NUMBER	HMS AUMS	NUMBER	HMS AUMS	NUMBER	HMS AUMS
PERMITTED TO GRAZE		85,084	705,213	376	4,106	9,302	59,086	94,762	768,405
			890,299		4,927		15,774		911,000
AUTHORIZED TO GRAZE PAID PERMITS	919	70,518	518,827	338	3,479	7,886	48,829	78,742	571,135
			649,041		4,175		13,423		666,639
FREE USE									
PRIVATE LANDS	40	807	8,554	41	468	0	0	848	9,022
			11,240		561		0		11,801
CROSSING									
TOTAL AUTHORIZED	919	70,518	518,827	338	3,479	7,886	48,829	78,742	571,135
			649,041		4,175		13,423		666,639
TOTAL UN-AUTHORIZED	1	0	0	0	0	493	194	493	194
			0		0		58		58
WILD HORSES	0	0	0	57	0	0	0	57	0
			0		0		0		0
WILD BURROS									

**US DEPARTMENT OF AGRICULTURE – FOREST SERVICE
ANNUAL GRAZING STATISTICAL REPORT
GRAZING SEASON 2001**

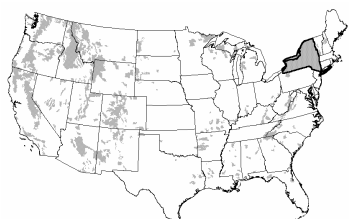


NATIONAL GRASSLANDS – NEW MEXICO



	Number of Permittees	CATTLE		HORSES & BURROS		SHEEP & GOATS		TOTAL	
		NUMBER	HMS AUMS	NUMBER	HMS AUMS	NUMBER	HMS AUMS	NUMBER	HMS AUMS
PERMITTED TO GRAZE	89	5,655	83,022	0	0	0	0	5,655	83,022
			96,793		0		0		96,793
AUTHORIZED TO GRAZE PAID PERMITS	58	4,970	48,254	0	0	0	0	4,970	48,254
			48,686		0		0		48,686
FREE USE									
PRIVATE LANDS									
CROSSING									
TOTAL AUTHORIZED	58	4,970	48,254	0	0	0	0	4,970	48,254
			48,686		0		0		48,686
TOTAL UN-AUTHORIZED									
WILD HORSES									
WILD BURROS									

**US DEPARTMENT OF AGRICULTURE – FOREST SERVICE
ANNUAL GRAZING STATISTICAL REPORT
GRAZING SEASON 2001**

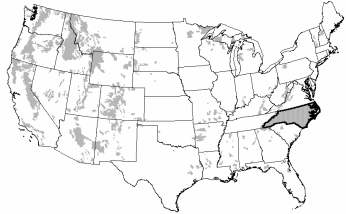


NATIONAL FORESTS – NEW YORK



	Number of Permittees	CATTLE		HORSES & BURROS		SHEEP & GOATS		TOTAL	
		NUMBER	HMS AUMS	NUMBER	HMS AUMS	NUMBER	HMS AUMS	NUMBER	HMS AUMS
PERMITTED TO GRAZE	1	0	8,942	0	0	0	0	0	8,942
			11,803		0		0		11,803
AUTHORIZED TO GRAZE PAID PERMITS	1	1,600	8,942	0	0	0	0	1,600	8,942
			11,803		0		0		11,803
FREE USE									
PRIVATE LANDS									
CROSSING									
TOTAL AUTHORIZED	1	1,600	8,942	0	0	0	0	1,600	8,942
			11,803		0		0		11,803
TOTAL UN-AUTHORIZED									
WILD HORSES									
WILD BURROS									

**US DEPARTMENT OF AGRICULTURE – FOREST SERVICE
ANNUAL GRAZING STATISTICAL REPORT
GRAZING SEASON 2001**

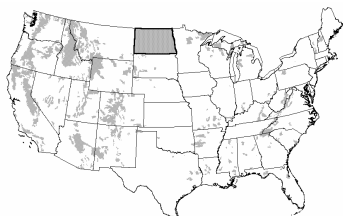


NATIONAL FORESTS – NORTH CAROLINA



Number of Permittees	CATTLE		HORSES & BURROS		SHEEP & GOATS		TOTAL	
	NUMBER	HMS AUMS	NUMBER	HMS AUMS	NUMBER	HMS AUMS	NUMBER	HMS AUMS
PERMITTED TO GRAZE								
AUTHORIZED TO GRAZE PAID PERMITS								
FREE USE								
PRIVATE LANDS								
CROSSING								
TOTAL AUTHORIZED								
TOTAL UN-AUTHORIZED								
WILD HORSES								
WILD BURROS								

**US DEPARTMENT OF AGRICULTURE – FOREST SERVICE
ANNUAL GRAZING STATISTICAL REPORT
GRAZING SEASON 2001**

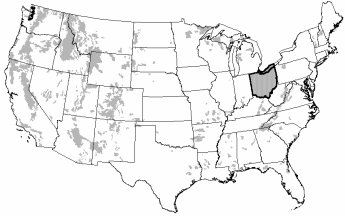


NATIONAL GRASSLANDS – NORTH DAKOTA



	Number of Permittees	CATTLE		HORSES & BURROS		SHEEP & GOATS		TOTAL	
		NUMBER	HMS AUMS	NUMBER	HMS AUMS	NUMBER	HMS AUMS	NUMBER	HMS AUMS
PERMITTED TO GRAZE		61,007	437,795	392	3,335	0	0	61,399	441,130
			568,521		4,002		0		572,523
AUTHORIZED TO GRAZE PAID PERMITS	6	66,824	398,950	589	4,022	0	0	67,413	402,972
			517,190		4,826		0		522,016
FREE USE									
PRIVATE LANDS	4	7,900	55,458	192	1,459	0	0	8,092	56,917
			68,279		1,751		0		70,030
CROSSING									
TOTAL AUTHORIZED	6	66,824	398,950	589	4,022	0	0	67,413	402,972
			517,190		4,826		0		522,016
TOTAL UN-AUTHORIZED									
WILD HORSES									
WILD BURROS									

**US DEPARTMENT OF AGRICULTURE – FOREST SERVICE
ANNUAL GRAZING STATISTICAL REPORT
GRAZING SEASON 2001**

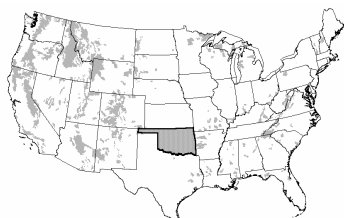


NATIONAL FORESTS – OHIO



Number of Permittees	CATTLE		HORSES & BURROS		SHEEP & GOATS		TOTAL	
	NUMBER	HMS AUMS	NUMBER	HMS AUMS	NUMBER	HMS AUMS	NUMBER	HMS AUMS
PERMITTED TO GRAZE	141	899	0	0	0	0	141	899
		899		0		0		899
AUTHORIZED TO GRAZE PAID PERMITS								
FREE USE								
PRIVATE LANDS								
CROSSING								
TOTAL AUTHORIZED								
TOTAL UN-AUTHORIZED								
WILD HORSES								
WILD BURROS								

**US DEPARTMENT OF AGRICULTURE – FOREST SERVICE
ANNUAL GRAZING STATISTICAL REPORT
GRAZING SEASON 2001**

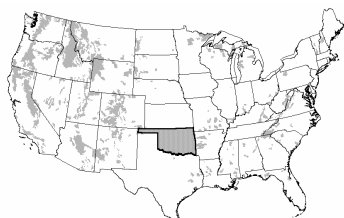


NATIONAL FOREST SYSTEM – OKLAHOMA



	Number of Permittees	CATTLE		HORSES & BURROS		SHEEP & GOATS		TOTAL	
		NUMBER	HMS AUMS	NUMBER	HMS AUMS	NUMBER	HMS AUMS	NUMBER	HMS AUMS
PERMITTED TO GRAZE		5,308	26,151	25	211	0	0	5,333	26,362
			29,710		253		0		29,963
AUTHORIZED TO GRAZE PAID PERMITS	93	5,771	20,954	25	143	0	0	5,796	21,097
			23,935		171		0		24,106
FREE USE									
PRIVATE LANDS									
CROSSING									
TOTAL AUTHORIZED	93	5,771	20,954	25	143	0	0	5,796	21,097
			23,935		171		0		24,106
TOTAL UN-AUTHORIZED									
WILD HORSES									
WILD BURROS									

**US DEPARTMENT OF AGRICULTURE – FOREST SERVICE
ANNUAL GRAZING STATISTICAL REPORT
GRAZING SEASON 2001**

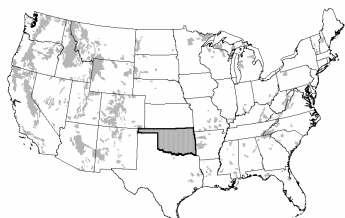


NATIONAL FORESTS – OKLAHOMA



	Number of Permittees	CATTLE		HORSES & BURROS		SHEEP & GOATS		TOTAL	
		NUMBER	HMS AUMS	NUMBER	HMS AUMS	NUMBER	HMS AUMS	NUMBER	HMS AUMS
PERMITTED TO GRAZE		1,705	10,331	25	211	0	0	1,730	10,542
			10,810		253		0		11,063
AUTHORIZED TO GRAZE PAID PERMITS	23	1,109	4,063	25	143	0	0	1,134	4,206
			4,442		171		0		4,613
FREE USE									
PRIVATE LANDS									
CROSSING									
TOTAL AUTHORIZED	23	1,109	4,063	25	143	0	0	1,134	4,206
			4,442		171		0		4,613
TOTAL UN-AUTHORIZED									
WILD HORSES									
WILD BURROS									

**US DEPARTMENT OF AGRICULTURE – FOREST SERVICE
ANNUAL GRAZING STATISTICAL REPORT
GRAZING SEASON 2001**

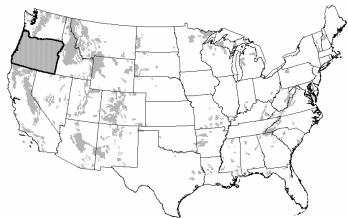


NATIONAL GRASSLANDS – OKLAHOMA



	Number of Permittees	CATTLE		HORSES & BURROS		SHEEP & GOATS		TOTAL	
		NUMBER	HMS AUMS	NUMBER	HMS AUMS	NUMBER	HMS AUMS	NUMBER	HMS AUMS
PERMITTED TO GRAZE		3,603	15,820	0	0	0	0	3,603	15,820
			18,900		0		0		18,900
AUTHORIZED TO GRAZE PAID PERMITS	70	4,662	16,891	0	0	0	0	4,662	16,891
			19,493		0		0		19,493
FREE USE									
PRIVATE LANDS									
CROSSING									
TOTAL AUTHORIZED	70	4,662	16,891	0	0	0	0	4,662	16,891
			19,493		0		0		19,493
TOTAL UN-AUTHORIZED									
WILD HORSES									
WILD BURROS									

**US DEPARTMENT OF AGRICULTURE – FOREST SERVICE
ANNUAL GRAZING STATISTICAL REPORT
GRAZING SEASON 2001**

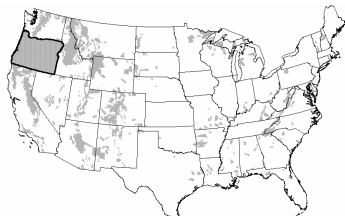


NATIONAL FOREST SYSTEM – OREGON



	Number of Permittees	CATTLE		HORSES & BURROS		SHEEP & GOATS		TOTAL	
		NUMBER	HMS AUMS	NUMBER	HMS AUMS	NUMBER	HMS AUMS	NUMBER	HMS AUMS
PERMITTED TO GRAZE		109,166	426,375	170	1,073	32,964	123,549	142,300	550,997
			559,688		1,289		36,263		597,240
AUTHORIZED TO GRAZE PAID PERMITS	396	104,612	346,863	54	280	31,866	123,404	136,532	470,547
			453,559		336		35,938		489,833
FREE USE	3	190	762	81	468	0	0	271	1,230
			1,006		562		0		1,568
PRIVATE LANDS	71	7,137	27,067	0	0	225	331	7,362	27,398
			35,562		0		99		35,661
CROSSING									
TOTAL AUTHORIZED	399	104,802	347,625	135	748	31,866	123,404	136,803	471,777
			454,565		898		35,938		491,401
TOTAL UN-AUTHORIZED									
WILD HORSES	0	0	0	235	3,000	0	0	235	3,000
			0		3,600		0		3,600
WILD BURROS									

**US DEPARTMENT OF AGRICULTURE – FOREST SERVICE
ANNUAL GRAZING STATISTICAL REPORT
GRAZING SEASON 2001**

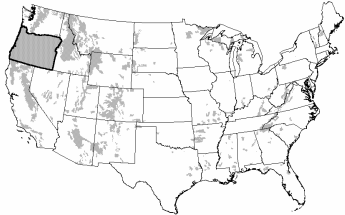


NATIONAL FORESTS – OREGON



	Number of Permittees	CATTLE		HORSES & BURROS		SHEEP & GOATS		TOTAL	
		NUMBER	HMS AUMS	NUMBER	HMS AUMS	NUMBER	HMS AUMS	NUMBER	HMS AUMS
PERMITTED TO GRAZE		109,166	426,375	170	1,073	32,964	123,549	142,300	550,997
			559,688		1,289		36,263		597,240
AUTHORIZED TO GRAZE PAID PERMITS	396	104,612	346,863	54	280	31,866	123,404	136,532	470,547
			453,559		336		35,938		489,833
FREE USE	3	190	762	81	468	0	0	271	1,230
			1,006		562		0		1,568
PRIVATE LANDS	71	7,137	27,067	0	0	225	331	7,362	27,398
			35,562		0		99		35,661
CROSSING									
TOTAL AUTHORIZED	399	104,802	347,625	135	748	31,866	123,404	136,803	471,777
			454,565		898		35,938		491,401
TOTAL UN-AUTHORIZED									
WILD HORSES	0	0	0	235	3,000	0	0	235	3,000
			0		3,600		0		3,600
WILD BURROS									

**US DEPARTMENT OF AGRICULTURE – FOREST SERVICE
ANNUAL GRAZING STATISTICAL REPORT
GRAZING SEASON 2001**

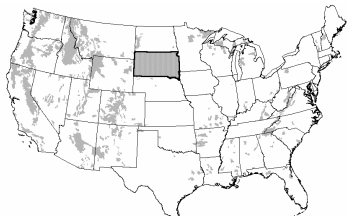


NATIONAL GRASSLANDS – OREGON



	Number of Permittees	CATTLE		HORSES & BURROS		SHEEP & GOATS		TOTAL	
		NUMBER	HMS AUMS	NUMBER	HMS AUMS	NUMBER	HMS AUMS	NUMBER	HMS AUMS
PERMITTED TO GRAZE		2,608	16,732	28	198	0	0	2,636	16,930
			21,509		238		0		21,747
AUTHORIZED TO GRAZE PAID PERMITS	19	2,311	11,741	0	0	0	0	2,311	11,741
			15,135		0		0		15,135
FREE USE									
PRIVATE LANDS									
CROSSING									
TOTAL AUTHORIZED	19	2,311	11,741	0	0	0	0	2,311	11,741
			15,135		0		0		15,135
TOTAL UN-AUTHORIZED									
WILD HORSES									
WILD BURROS									

**US DEPARTMENT OF AGRICULTURE – FOREST SERVICE
ANNUAL GRAZING STATISTICAL REPORT
GRAZING SEASON 2001**

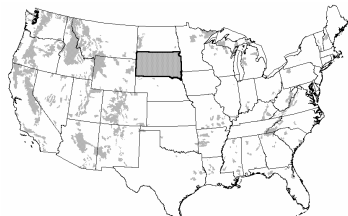


NATIONAL FOREST SYSTEM – SOUTH DAKOTA



	Number of Permittees	CATTLE		HORSES & BURROS		SHEEP & GOATS		TOTAL	
		NUMBER	HMS AUMS	NUMBER	HMS AUMS	NUMBER	HMS AUMS	NUMBER	HMS AUMS
PERMITTED TO GRAZE		82,998	430,832	13	96	3,103	11,063	86,114	441,991
			549,584		110		3,035		552,729
AUTHORIZED TO GRAZE PAID PERMITS	287	62,348	313,546	10	87	1,947	6,918	64,305	320,551
			398,884		99		1,791		400,774
FREE USE									
PRIVATE LANDS	57	4,404	18,179	0	0	0	0	4,404	18,179
			23,089		0		0		23,089
CROSSING									
TOTAL AUTHORIZED	287	62,348	313,546	10	87	1,947	6,918	64,305	320,551
			398,884		99		1,791		400,774
TOTAL UN-AUTHORIZED	1	121	4	0	0	0	0	121	4
			5		0		0		5
WILD HORSES									
WILD BURROS									

**US DEPARTMENT OF AGRICULTURE – FOREST SERVICE
ANNUAL GRAZING STATISTICAL REPORT
GRAZING SEASON 2001**

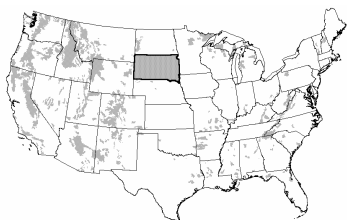


NATIONAL FORESTS – SOUTH DAKOTA



Number of Permittees	CATTLE		HORSES & BURROS		SHEEP & GOATS		TOTAL		
	NUMBER	HMS AUMS	NUMBER	HMS AUMS	NUMBER	HMS AUMS	NUMBER	HMS AUMS	
PERMITTED TO GRAZE		21,584	92,039	4	24	0	0	21,588	92,063
			116,668		29		0		116,697
AUTHORIZED TO GRAZE PAID PERMITS	202	20,042	83,674	4	24	0	0	20,046	83,698
			106,379		29		0		106,408
FREE USE									
PRIVATE LANDS	48	2,113	7,659	0	0	0	0	2,113	7,659
			9,577		0		0		9,577
CROSSING									
TOTAL AUTHORIZED	202	20,042	83,674	4	24	0	0	20,046	83,698
			106,379		29		0		106,408
TOTAL UN-AUTHORIZED									
WILD HORSES									
WILD BURROS									

**US DEPARTMENT OF AGRICULTURE – FOREST SERVICE
ANNUAL GRAZING STATISTICAL REPORT
GRAZING SEASON 2001**

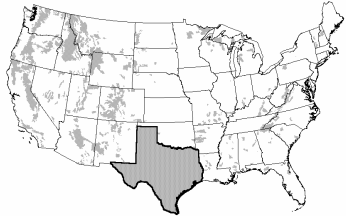


NATIONAL GRASSLANDS – SOUTH DAKOTA



	Number of Permittees	CATTLE		HORSES & BURROS		SHEEP & GOATS		TOTAL	
		NUMBER	HMS AUMS	NUMBER	HMS AUMS	NUMBER	HMS AUMS	NUMBER	HMS AUMS
PERMITTED TO GRAZE		61,414	338,793	9	72	3,103	11,063	64,526	349,928
			432,916		81		3,035		436,032
AUTHORIZED TO GRAZE PAID PERMITS	85	42,306	229,872	6	63	1,947	6,918	44,259	236,853
			292,505		70		1,791		294,366
FREE USE									
PRIVATE LANDS	9	2,291	10,520	0	0	0	0	2,291	10,520
			13,512		0		0		13,512
CROSSING									
TOTAL AUTHORIZED	85	42,306	229,872	6	63	1,947	6,918	44,259	236,853
			292,505		70		1,791		294,366
TOTAL UN-AUTHORIZED	1	121	4	0	0	0	0	121	4
WILD HORSES									
WILD BURROS									

**US DEPARTMENT OF AGRICULTURE – FOREST SERVICE
ANNUAL GRAZING STATISTICAL REPORT
GRAZING SEASON 2001**

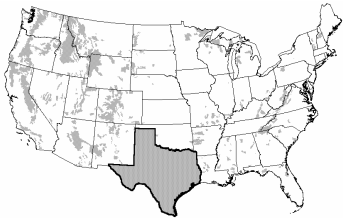


NATIONAL FOREST SYSTEM – TEXAS



	Number of Permittees	CATTLE		HORSES & BURROS		SHEEP & GOATS		TOTAL	
		NUMBER	HMS AUMS	NUMBER	HMS AUMS	NUMBER	HMS AUMS	NUMBER	HMS AUMS
PERMITTED TO GRAZE		5,248	33,828	0	0	0	0	5,248	33,828
			35,474		0		0		35,474
AUTHORIZED TO GRAZE PAID PERMITS	77	6,093	38,428	0	0	0	0	6,093	38,428
			38,312		0		0		38,312
FREE USE									
PRIVATE LANDS									
CROSSING									
TOTAL AUTHORIZED	77	6,093	38,428	0	0	0	0	6,093	38,428
			38,312		0		0		38,312
TOTAL UN-AUTHORIZED									
WILD HORSES									
WILD BURROS									

**US DEPARTMENT OF AGRICULTURE – FOREST SERVICE
ANNUAL GRAZING STATISTICAL REPORT
GRAZING SEASON 2001**

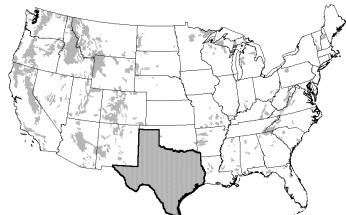


NATIONAL FORESTS – TEXAS



	Number of Permittees	CATTLE		HORSES & BURROS		SHEEP & GOATS		TOTAL	
		NUMBER	HMS AUMS	NUMBER	HMS AUMS	NUMBER	HMS AUMS	NUMBER	HMS AUMS
PERMITTED TO GRAZE		10	80	0	0	0	0	10	80
			102		0		0		102
AUTHORIZED TO GRAZE PAID PERMITS	1	10	80	0	0	0	0	10	80
			102		0		0		102
FREE USE									
PRIVATE LANDS									
CROSSING									
TOTAL AUTHORIZED	1	10	80	0	0	0	0	10	80
			102		0		0		102
TOTAL UN-AUTHORIZED									
WILD HORSES									
WILD BURROS									

**US DEPARTMENT OF AGRICULTURE – FOREST SERVICE
ANNUAL GRAZING STATISTICAL REPORT
GRAZING SEASON 2001**

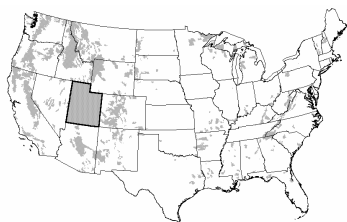


NATIONAL GRASSLANDS – TEXAS



	Number of Permittees	CATTLE		HORSES & BURROS		SHEEP & GOATS		TOTAL	
		NUMBER	HMS AUMS	NUMBER	HMS AUMS	NUMBER	HMS AUMS	NUMBER	HMS AUMS
PERMITTED TO GRAZE		5,238	33,748	0	0	0	0	5,238	33,748
			35,372		0		0		35,372
AUTHORIZED TO GRAZE PAID PERMITS	76	6,083	38,348	0	0	0	0	6,083	38,348
			38,210		0		0		38,210
FREE USE									
PRIVATE LANDS									
CROSSING									
TOTAL AUTHORIZED	76	6,083	38,348	0	0	0	0	6,083	38,348
			38,210		0		0		38,210
TOTAL UN-AUTHORIZED									
WILD HORSES									
WILD BURROS									

**US DEPARTMENT OF AGRICULTURE – FOREST SERVICE
ANNUAL GRAZING STATISTICAL REPORT
GRAZING SEASON 2001**

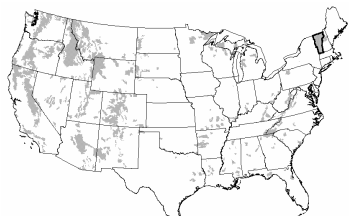


NATIONAL FORESTS – UTAH



	Number of Permittees	CATTLE		HORSES & BURROS		SHEEP & GOATS		TOTAL	
		NUMBER	HMS AUMS	NUMBER	HMS AUMS	NUMBER	HMS AUMS	NUMBER	HMS AUMS
PERMITTED TO GRAZE		97,026	366,433	137	582	229,082	649,757	326,245	1,016,772
			482,479		697		193,817		676,993
AUTHORIZED TO GRAZE PAID PERMITS	983	94,663	345,159	206	761	195,442	516,767	290,311	862,687
			454,422		913		154,274		609,609
FREE USE	1	25	113	0	0	0	0	25	113
			149		0		0		149
PRIVATE LANDS	55	727	3,103	0	8	4,180	11,860	4,907	14,971
			4,062		10		3,534		7,606
CROSSING									
TOTAL AUTHORIZED	984	94,688	345,272	206	761	195,442	516,767	290,336	862,800
			454,571		913		154,274		609,758
TOTAL UN-AUTHORIZED	2	323	55	0	0	0	0	323	55
			67		0		0		67
WILD HORSES									
WILD BURROS									

**US DEPARTMENT OF AGRICULTURE – FOREST SERVICE
ANNUAL GRAZING STATISTICAL REPORT
GRAZING SEASON 2001**

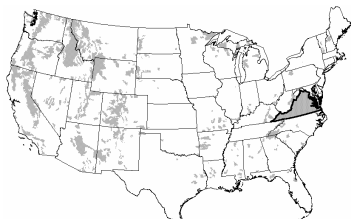


NATIONAL FORESTS – VERMONT



	Number of Permittees	CATTLE		HORSES & BURROS		SHEEP & GOATS		TOTAL	
		NUMBER	HMS AUMS	NUMBER	HMS AUMS	NUMBER	HMS AUMS	NUMBER	HMS AUMS
PERMITTED TO GRAZE		1,834	10,250	3	36	0	0	1,837	10,286
			13,530		43		0		13,573
AUTHORIZED TO GRAZE PAID PERMITS	13	1,592	9,026	3	36	0	0	1,595	9,062
			11,914		43		0		11,957
FREE USE									
PRIVATE LANDS									
CROSSING									
TOTAL AUTHORIZED	13	1,592	9,026	3	36	0	0	1,595	9,062
			11,914		43		0		11,957
TOTAL UN-AUTHORIZED									
WILD HORSES									
WILD BURROS									

**US DEPARTMENT OF AGRICULTURE – FOREST SERVICE
ANNUAL GRAZING STATISTICAL REPORT
GRAZING SEASON 2001**

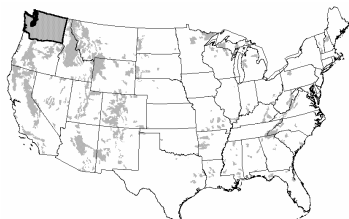


NATIONAL FORESTS – VIRGINIA



	Number of Permittees	CATTLE		HORSES & BURROS		SHEEP & GOATS		TOTAL	
		NUMBER	HMS AUMS	NUMBER	HMS AUMS	NUMBER	HMS AUMS	NUMBER	HMS AUMS
PERMITTED TO GRAZE		1,551	10,618	225	2,442	0	0	1,776	13,060
			12,937		2,282		0		15,219
AUTHORIZED TO GRAZE PAID PERMITS	43	1,466	9,891	225	2,442	0	0	1,691	12,333
			11,917		2,282		0		14,199
FREE USE									
PRIVATE LANDS									
CROSSING									
TOTAL AUTHORIZED	43	1,466	9,891	225	2,442	0	0	1,691	12,333
			11,917		2,282		0		14,199
TOTAL UN-AUTHORIZED									
WILD HORSES									
WILD BURROS									

**US DEPARTMENT OF AGRICULTURE – FOREST SERVICE
ANNUAL GRAZING STATISTICAL REPORT
GRAZING SEASON 2001**

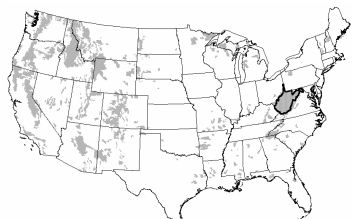


NATIONAL FORESTS – WASHINGTON



	Number of Permittees	CATTLE		HORSES & BURROS		SHEEP & GOATS		TOTAL	
		NUMBER	HMS AUMS	NUMBER	HMS AUMS	NUMBER	HMS AUMS	NUMBER	HMS AUMS
PERMITTED TO GRAZE		17,561	73,693	7	38	10,422	40,820	27,990	114,551
			96,711		50		12,246		109,007
AUTHORIZED TO GRAZE PAID PERMITS	123	15,662	62,800	13	47	8,372	21,747	24,047	84,594
			81,648		61		6,524		88,233
FREE USE									
PRIVATE LANDS	17	528	1,915	0	0	0	0	528	1,915
			2,536		0		0		2,536
CROSSING									
TOTAL AUTHORIZED	123	15,662	62,800	13	47	8,372	21,747	24,047	84,594
			81,648		61		6,524		88,233
TOTAL UN-AUTHORIZED									
WILD HORSES									
WILD BURROS									

**US DEPARTMENT OF AGRICULTURE – FOREST SERVICE
ANNUAL GRAZING STATISTICAL REPORT
GRAZING SEASON 2001**

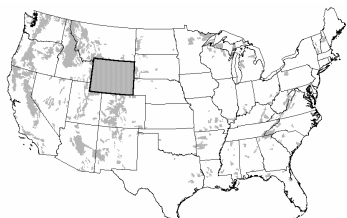


NATIONAL FORESTS – WEST VIRGINIA



	Number of Permittees	CATTLE		HORSES & BURROS		SHEEP & GOATS		TOTAL	
		NUMBER	HMS AUMS	NUMBER	HMS AUMS	NUMBER	HMS AUMS	NUMBER	HMS AUMS
PERMITTED TO GRAZE		1,775	8,947	20	115	146	605	1,941	9,667
			11,507		138		149		11,794
AUTHORIZED TO GRAZE PAID PERMITS	37	777	4,107	17	103	56	284	850	4,494
			5,245		124		85		5,454
FREE USE									
PRIVATE LANDS									
CROSSING									
TOTAL AUTHORIZED	37	777	4,107	17	103	56	284	850	4,494
			5,245		124		85		5,454
TOTAL UN-AUTHORIZED									
WILD HORSES									
WILD BURROS									

**US DEPARTMENT OF AGRICULTURE – FOREST SERVICE
ANNUAL GRAZING STATISTICAL REPORT
GRAZING SEASON 2001**

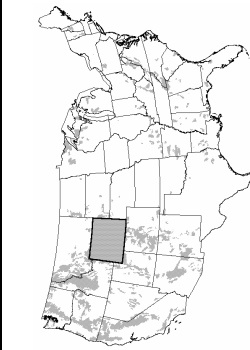


NATIONAL FOREST SYSTEM – WYOMING



	Number of Permittees	CATTLE		HORSES & BURROS		SHEEP & GOATS		TOTAL	
		NUMBER	HMS AUMS	NUMBER	HMS AUMS	NUMBER	HMS AUMS	NUMBER	HMS AUMS
PERMITTED TO GRAZE		144,951	769,790	1,767	7,702	187,082	682,637	333,800	1,460,129
			914,582		9,243		187,125		1,110,950
AUTHORIZED TO GRAZE PAID PERMITS	700	142,283	810,672	1,464	6,874	158,111	598,767	301,858	1,416,313
			967,853		8,249		161,276		1,137,378
FREE USE	2	0	0	80	242	0	0	80	242
			0		290		0		290
PRIVATE LANDS	24	1,174	4,324	0	0	0	361	1,174	4,685
			5,211		0		108		5,319
CROSSING									
TOTAL AUTHORIZED	702	142,283	810,672	1,544	7,116	158,111	598,767	301,938	1,416,555
			967,853		8,539		161,276		1,137,668
TOTAL UN-AUTHORIZED	2	158	78	4	1	596	98	758	177
			55		1		29		85
WILD HORSES									
WILD BURROS									

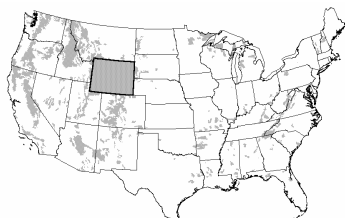
**US DEPARTMENT OF AGRICULTURE – FOREST SERVICE
ANNUAL GRAZING STATISTICAL REPORT
GRAZING SEASON 2001**



NATIONAL FORESTS – WYOMING

	Number of Permittees	CATTLE		HORSES & BURROS		SHEEP & GOATS		TOTAL	
		NUMBER	HMS AUMS	NUMBER	HMS AUMS	NUMBER	HMS AUMS	NUMBER	HMS AUMS
PERMITTED TO GRAZE		115,064	403,093	1,674	5,022	165,209	388,947	281,947	797,062
			489,090		6,027		115,802		610,919
AUTHORIZED TO GRAZE PAID PERMITS	540	112,393	382,236	1,369	4,213	136,236	308,696	249,998	695,145
			460,158		5,056		90,848		556,062
FREE USE	2	0	0	80	242	0	0	80	242
			0		290		0		290
PRIVATE LANDS	20	1,148	4,066	0	0	0	0	1,148	4,066
			4,869		0		0		4,869
CROSSING									
TOTAL AUTHORIZED	542	112,393	382,236	1,449	4,455	136,236	308,696	250,078	695,387
			460,158		5,346		90,848		556,352
TOTAL UN-AUTHORIZED	2	158	78	4	1	596	98	758	177
			55		1		29		85
WILD HORSES									
WILD BURROS									

**US DEPARTMENT OF AGRICULTURE – FOREST SERVICE
ANNUAL GRAZING STATISTICAL REPORT
GRAZING SEASON 2001**



NATIONAL GRASSLANDS – WYOMING



	Number of Permittees	CATTLE		HORSES & BURROS		SHEEP & GOATS		TOTAL	
		NUMBER	HMS AUMS	NUMBER	HMS AUMS	NUMBER	HMS AUMS	NUMBER	HMS AUMS
PERMITTED TO GRAZE		29,887	366,697	93	2,680	21,873	293,690	51,853	663,067
			425,492		3,216		71,323		500,031
AUTHORIZED TO GRAZE PAID PERMITS	160	29,890	428,436	95	2,661	21,875	290,071	51,860	721,168
			507,695		3,193		70,428		581,316
FREE USE									
PRIVATE LANDS	4	26	258	0	0	0	361	26	619
			342		0		108		450
CROSSING									
TOTAL AUTHORIZED	160	29,890	428,436	95	2,661	21,875	290,071	51,860	721,168
			507,695		3,193		70,428		581,316
TOTAL UN-AUTHORIZED									
WILD HORSES									
WILD BURROS									

Conditions and requirements are set forth in the following USDA Secretary's Regulations

36 Code of Federal Regulations

222.1 AUTHORITY AND DEFINITIONS

- (a) **Authority.** The Chief, Forest Service, shall develop, administer and protect the range resources and permit and regulate the grazing use of all kinds and classes of livestock on all National Forest System lands and on other lands under Forest Service control. He may re-delegate this authority.
- (b) **Definitions.**
- (1) An "allotment" is a designated area of land available for livestock grazing.
 - (2) An "allotment management plan" is a document that specifies the program of action designated to reach a given set of objectives. It is prepared in consultation with the permittee(s) involved and:
 - (i) Prescribes the manner in and extent to which livestock operations will be conducted in order to meet the multiple-use, sustained yield, economic, and other needs and objectives as determined for the lands involved; and
 - (ii) Describes the type, location ownership, and general specifications for the range improvements in place or to be installed and maintained on the lands to meet the livestock grazing and other objectives of land management; and
 - (iii) Contains such other provisions relating to livestock grazing and other objectives as may be prescribed by the Chief, Forest Service, consistent with applicable law.
 - (3) "Base property" is land and improvements owned and used by the permittee for a farm or ranch operation and specifically designated by him to qualify for a term grazing permit.
 - (4) "Cancel" means action taken to permanently invalidate a term grazing permit in whole or in part.
 - (5) A "grazing permit" is any document authorizing livestock to use National Forest System or other lands under Forest Service control for the purpose of livestock production including:
 - (i) "Temporary grazing permits" for grazing livestock temporarily and without priority for re-issuance.
 - (ii) "Term permits" for up to 10 years with priority for renewal at the end of the term.
 - (6) "Land subject to commercial livestock grazing" means National Forest System lands within established allotments.
 - (7) "Lands within National Forest in the 16 continuous western States" means lands designated as National Forest within the boundaries of Arizona, California, Colorado, Idaho, Kansas, Montana, Nebraska, Nevada, New Mexico, North Dakota, Oklahoma, Oregon, South Dakota, Utah, Washington, and Wyoming (National Grasslands are excluded)
 - (8) "Livestock" means animals of any kind kept or raised for use or pleasure.
 - (9) "Livestock use permit" means a permit issued for not to exceed one year where the primary use is for other than grazing livestock.
 - (10) "Modify" means to revise the terms and conditions of an issued permit.
 - (11) "National Forest System lands," are the National Forests, National Grasslands, Land Utilization Projects, and other Federal lands for which the Forest Service has administrative jurisdiction.
 - (12) "On-and-off grazing permits" are permits with specific provisions on range only part of which is National Forest System lands or other lands under Forest Service control.

- (13) "On-the-ground expenditure" means payment of direct project costs of implementing an improvement of development, such as survey and design, equipment, labor, and material (or contract) costs, and on-the-ground supervision.
- (14) "Other lands under Forest Service control" are non-Federal public and private lands over which the Forest Service has been given control through lease, agreement, waiver, or otherwise.
- (15) "Private land grazing permits" are permits issued to persons who control grazing lands adjacent to National Forest System lands and who waive exclusive grazing use of these lands to the United States for the full period the permit is to be issued.
- (16) "Permittee" means any person who has been issued a grazing permit.
- (17) "Permittee livestock" is livestock authorized by a written permit.
- (18) "Person" means any individual, partnership, corporation, association, organization, or other private entity, but does not include Government Agencies.
- (22) "Suspend" means temporary withholding of a term grazing permit privilege in whole or in part.
- (23) "Term period" means the period for which term permits are issued, the maximum of which is 10 years.
- (24) "Transportation livestock" is livestock used as pack and saddle stock for travel on the National Forest System.

222.2

MANAGEMENT OF THE RANGE ENVIRONMENT

- (a) Allotments will be designated on the National Forest System and on other lands under Forest Service control where the land is available for grazing. Associated private and other public lands should, but only with the consent of the landowner, lessee, or agency, be considered in such designations to form logical range management units.
- (b) Each allotment will be analyzed and with careful and considered consultation and cooperation with the affected permittees, landowners, and grazing advisory boards involved, as well as the State having land within the area covered, and an allotment management plan developed. The plan will then be approved and implemented. The analysis and plan will be updated as needed.
- (c) Forage producing National Forest System lands will be managed for livestock grazing and the allotment management plans will be prepared consistent with land management plans.

222.3

ISSUANCE OF GRAZING AND LIVESTOCK USE PERMITS

- (a) Unless otherwise specified by the Chief, Forest Service, all grazing and livestock use on National Forest System lands and on other lands under Forest Service control must be authorized by a grazing or livestock use permit.
- (b) Grazing permits and livestock-use permits convey no right, title, or interest held by the United States in any lands or resources.
- (c) The Chief, Forest Service, is authorized to issue permits for livestock grazing and other use by livestock of the national Forest System and on other lands under Forest Service control as follows:
 - (1) Grazing permits with priority for renewal may be issued as follows:
 - On National Forests in the 16 contiguous western States 10-year term permits will be issued unless the land is pending disposal, or will be devoted to other uses prior to the end of ten years, or it will be in the best interest of sound land management to specify a shorter term. On National Forest System lands other than National Forests in the 16 contiguous western states, the permit term shall be for periods of 10 years or less. Term grazing permits for periods of 10 years or less in the form of grazing agreements may be issued to cooperative grazing associations or similar organizations incorporated or otherwise established pursuant to State law. Such an agreement will make National Forest System lands and improvements available to the association for grazing in accordance with provisions of the grazing agreement and Forest Service policies. Term

permits authorized in this paragraph may be in the form of private land or on-and-off grazing permits where the person is qualified to hold such permits under provisions the Chief may require. Permits issued under this paragraph are subject to the following:

- (i)** Except as provided for by the Chief, Forest Service, paid term permits will be issued to persons who own livestock to be grazed and such base property as may be required, provided the land is determined to be available for grazing purpose by the Chief, Forest Service, and the capacity exists to graze specified numbers of animals.
 - (ii)** A term permit holder has first priority for receipt of a new permit at the end of the term period provided he has fully complied with the terms and conditions of the expiring permit.
 - (iii)** In order to update terms and conditions, term permits may be cancelled at the end of the calendar year of the midyear of the decade (1985, 1995, etc.), provided they are reissued to the existing permit holder for a new term of 10 years.
 - (iv)** New term permits may be issued to the purchaser of a permittee's permitted livestock and/or base property provided the permittee waives his term permit to the United States and provided the purchaser is otherwise eligible and qualified.
 - (v)** If the permittee chooses to dispose of all or part of his base property or permitted livestock (not under approved nonuse) but does not choose to waive his term permit, the Forest Supervisor will give written notice that he no longer is qualified to hold a permit, provided he is given up to one year to reestablish his qualifications before cancellation action is final.
 - (vi)** The Chief, Forest Service, shall prescribe provisions and requirements under which term permits will be issued, renewed, and administered, including:

 - (a)** The amount and character of base property and livestock the permit holder shall be required to own.
 - (b)** Specifying the period of the year the base property shall be capable of supporting permitted livestock.
 - (c)** Acquisition of base property and/or permitted livestock.
 - (d)** Conditions for the approval of nonuse of permit for specific periods
 - (e)** Upper and special limits governing the total number of livestock for which a person is entitled to hold a permit.
 - (f)** Conditions whereby waiver of grazing privileges may be confirmed, and new applicants recognized.
- (2)** Permits with no priority for re-issuance, subject to terms and conditions as the Chief, Forest Service, may prescribe, are authorized as follows:
- (i)** Temporary grazing permits for periods not to exceed one year, and on a charge basis, may be issued.

 - (a)** To allow for use of range while a term grazing permit is held in suspension.
 - (b)** To use forage created by unusually favorable climatic conditions.
 - (c)** To use the forage available when the permit of the normal user's livestock is in nonuse status for reasons of personal convenience.
 - (d)** To allow a person to continue to graze livestock for the remainder of the grazing season where base property has been sold, the permit waived, and new term permit issued.
 - (e)** To allow grazing use in event of drought or other emergency of National or Regional scope where such use would not result in permanent resource damage.
 - (ii)** Livestock use permits for not to exceed one year may be issued under terms and conditions prescribed by the Chief, Forest Service, as follows:

 - (a)** Paid permits for transportation livestock to persons engaged in commercial packing, dude ranching, or other commercial

- enterprises which involve transportation livestock including mining, ranching, and logging activities.
- (b)** Paid or free permits for research purposes and administrative studies.
- (c)** Paid or free permits to trail livestock across national Forest System lands.
- (d)** Free permits to persons who reside on ranch or agricultural lands within or contiguous to National Forest System lands for not to exceed 10 head of livestock owned or kept and whose products are consumed or whose services are used directly by the family of the resident, and who distinctly need such National Forest System lands to support such animals.
- (e)** Free permits to campers and travelers for the livestock actually used during the period of occupancy. This may be authorized without written permit.
- (f)** Paid or free permits for horses, mules, or burros to persons who clearly need National Forest System land to support the management of permitted livestock.
- (g)** Free permits for horses, mules, or burros to cooperators who clearly need National Forest System land to support research, administration or other work being conducted. This may be authorized without written permit.
- (h)** Paid permits to holders of grazing permits for breeding animals used to service livestock permitted to graze on lands administered by the Forest Service.
- (i)** Paid permits or cooperative agreements entered into as a management tool to manipulate re-vegetation on a given parcel of land.

224.4

CHANGES IN GRAZING PERMITS

- (a)** The Chief, Forest Service, is authorized to cancel, modify, or suspend grazing and livestock use permits in whole or in part as follows:
 - (1)** Cancel permits where lands grazed under the permit are to be devoted to another public purpose including disposal. In these cases, except in an emergency, no permit shall be cancelled without two years' prior notification.
 - (2)** Cancel the permit in the event the permittee:
 - (i)** Refuses to accept modification of the terms and conditions of an existing permit.
 - (ii)** Refuses or fails to comply with eligibility or qualification requirements.
 - (iii)** Waives his permit back to the United States.
 - (iv)** Fails to restock the allotted range after full extent of approved personal convenience non-use has been exhausted.
 - (v)** Fails to pay grazing fees within established time limits.
 - (3)** Cancel or suspend the permit if the permittee fails to pay grazing fees within established time limit.
 - (4)** Cancel or suspend the permit if the permittee does not comply with provisions and requirements in the grazing permit or the regulations of the Secretary of Agriculture on which the permit is based.
 - (5)** Cancel or suspend the permit if the permittee knowingly and willfully makes a false statement or representation in the grazing application or amendments thereto.
 - (6)** Cancel or suspend the permit if the permit holder is convicted for failing to comply with Federal laws or regulations or State laws relating to protection of air, water, soil and vegetation, fish and wildlife, and other environmental values when exercising the grazing use authorized by the permit.

- (7)** Modify the terms and conditions of a permit to conform to current situations brought about by changes in law, regulation, executive order, development or revision of an allotment management plan, or other management needs.
- (8)** Modify the seasons of use, numbers, kind, and class of livestock allowed or the allotment to be used under the permit, because of resource condition, or permittee request. One year's notice will be given of such modification, except in cases of emergency.
- (b)** Association permits or grazing agreements may be canceled for non-compliance with title VI of the Civil Rights Act of 1964 and Department of Agriculture regulation promulgated there under.

REPORT DEFINITIONS

AUTHORIZED TO GRAZE -	The number of livestock that are authorized and billed for grazing on National Forest System land.
ANIMAL UNIT MONTH (AUM) -	The amount of <i>forage</i> required by a 1,000-pound cow, or the equivalent for 1 month.
CROSSING -	Livestock physically occupying National Forest System lands under terms of a livestock Use Permit for Crossing.
FREE USE -	Livestock physically grazing free of charge on National Forest System lands. Does not include those permitted under private land permits.
HEAD MONTH -	The time in <i>months</i> that livestock spend on National Forest System land. This is the measurement used for billing purposes.
NON-NFS-LANDS -	Livestock physically grazing on Non-National Forest system lands for which the grazing use has been waived to the Government by the owner or lessee.
PAID PERMIT -	Livestock physically grazing on National Forest System lands under paid permit, grazing agreement or livestock use permit.
PERMITTED TO GRAZE -	Livestock permitted to graze by a grazing permit, grazing agreement, livestock use permit or other permitting document. In the case of on-off permits the "on" portion is included.

GRAZING PERMIT TYPES

PERMIT TYPES

Term Grazing Permits

Term
Grazing Agreements
Term Association
Term Association, On and Off Provisions: on NFS portion
Term Association, On and Off Provisions: off NFS portion
Term, Private Land
Term, On and Off Provisions: On NFS portion
Term, On and Off Provisions: Off NFS portion

Temporary Grazing Permits

Temporary Grazing Permit

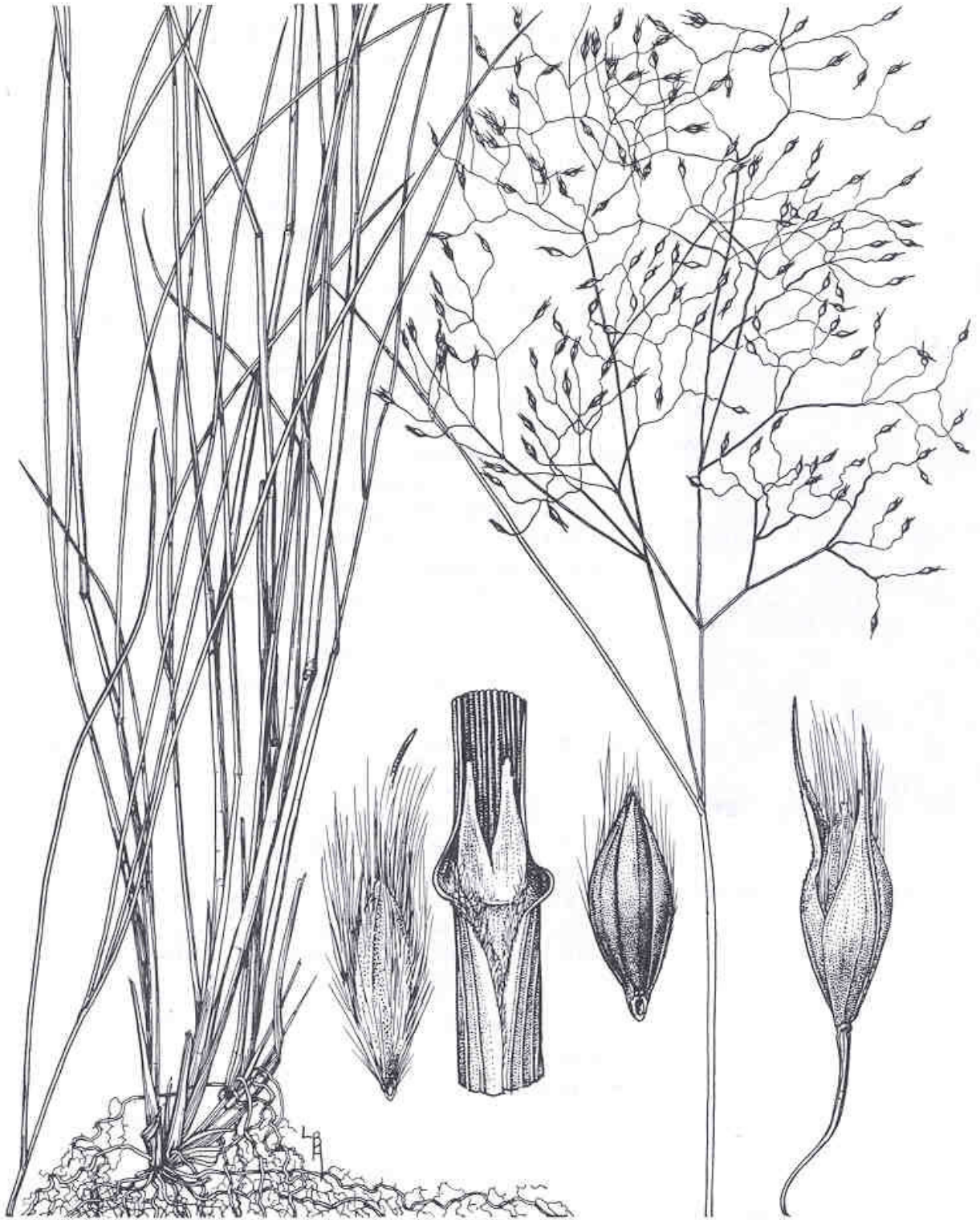
Livestock Use Permits

Transportation
Research or Administrative Study, Paid
Research or Administrative Study, Free
Crossing Paid
Crossing Free
Dependent Resident, Free
Campers and Travelers
Permittee Working Saddle and Pack Animal
Breeding Animals
Vegetation Manipulation

Other Permits and Use

Grazing in Accordance with Treaties with Indian Tribes
Special Use Pasture and Convenience Enclosures
Developing Range
Unauthorized Use *
Excess Use
Wild Horses *
Wild Burros *
Forest Service Administrative Working Saddle and Pack Animals *

* Used for reporting statistics only – no permit issued



**Indian Ricegrass,
Achnatherum hymenoides (Roemer & J.A. Schultes) Barkworth**