

United States
Department of
Agriculture

Grazing Statistical Summary

Forest Service
Range Management

April 2006

FY 2005





Idaho fescue, *Festuca idahoensis* Elmer

**USDA FOREST SERVICE
RANGE MANAGEMENT**

GRAZING STATISTICAL SUMMARY

2005

CONTENTS

Page

<u>Introduction</u>	iii
<u>National Summaries</u>	1
<u>National Permitted/Authorized Use Trend Charts</u>	2
<u>Western Regions (1-6)</u>	7
<u>Eastern Regions (8-9)</u>	10
<u>Regional Summaries</u>	13
<u>Permitted/Authorized Use by Region Charts</u>	14
<u>Region 1 - Northern Region</u>	16
<u>Region 2 - Rocky Mountain Region</u>	20
<u>Region 3 - Southwestern Region</u>	24
<u>Region 4 - Intermountain Region</u>	28
<u>Region 5 - Pacific Southwest Region</u>	32
<u>Region 6 - Pacific Northwest Region</u>	36
<u>Region 8 - Southern Region</u>	40
<u>Region 9 - Eastern Region</u>	44
<u>State Summaries</u>	46
<u>Alabama</u>	47
<u>Arizona</u>	48
<u>Arkansas</u>	49
<u>California</u>	50
<u>Colorado</u>	53
<u>Florida</u>	56
<u>Georgia</u>	57
<u>Idaho</u>	58
<u>Illinois</u>	61
<u>Indiana</u>	62
<u>Kansas</u>	63
<u>Louisiana</u>	64
<u>Michigan</u>	65
<u>Minnesota</u>	66
<u>Mississippi</u>	67
<u>Missouri</u>	68
<u>Montana</u>	69
<u>Nebraska</u>	70
<u>Nevada</u>	73
<u>New Mexico</u>	74
<u>New York</u>	77
<u>North Carolina</u>	78
<u>North Dakota</u>	79
<u>Ohio</u>	80
<u>Oklahoma</u>	81

<u>Oregon</u>	84
<u>South Dakota</u>	87
<u>Texas</u>	90
<u>Utah</u>	93
<u>Vermont</u>	94
<u>Virginia</u>	95
<u>Washington</u>	96
<u>West Virginia</u>	97
<u>Wyoming</u>	98
<u>Regulations</u>	101
<u>Report Definitions</u>	106
<u>Grazing Permit Types and Type Codes</u>	107

INTRODUCTION

An important part of the Forest Service's Range Management Program is providing information about all aspects of rangeland vegetation management on National Forest System lands. This report, published annually, provides statistics on grazing use for Congress, our partners, permittees, the livestock industry, other institutions or agencies, or anyone interested in the use of the National Forest System rangeland vegetation.

Livestock grazing is permitted on over 95 million acres of National Forest System lands spread across 34 States. Grazing use is administered through a grazing permit system. The Forest Service administers approximately 7,509 paid permits for 8.26 million head months (HMs) of authorized grazing by cattle, horses, sheep, and goats. An HM is the amount of time in months that an animal spends on National Forest System lands. The data collected is also reported in animal unit months (AUMs), which can be equated to the amount of forage required to support a mature 1,000 lb cow or its equivalent for 1 month.

REPORT CALCULATIONS

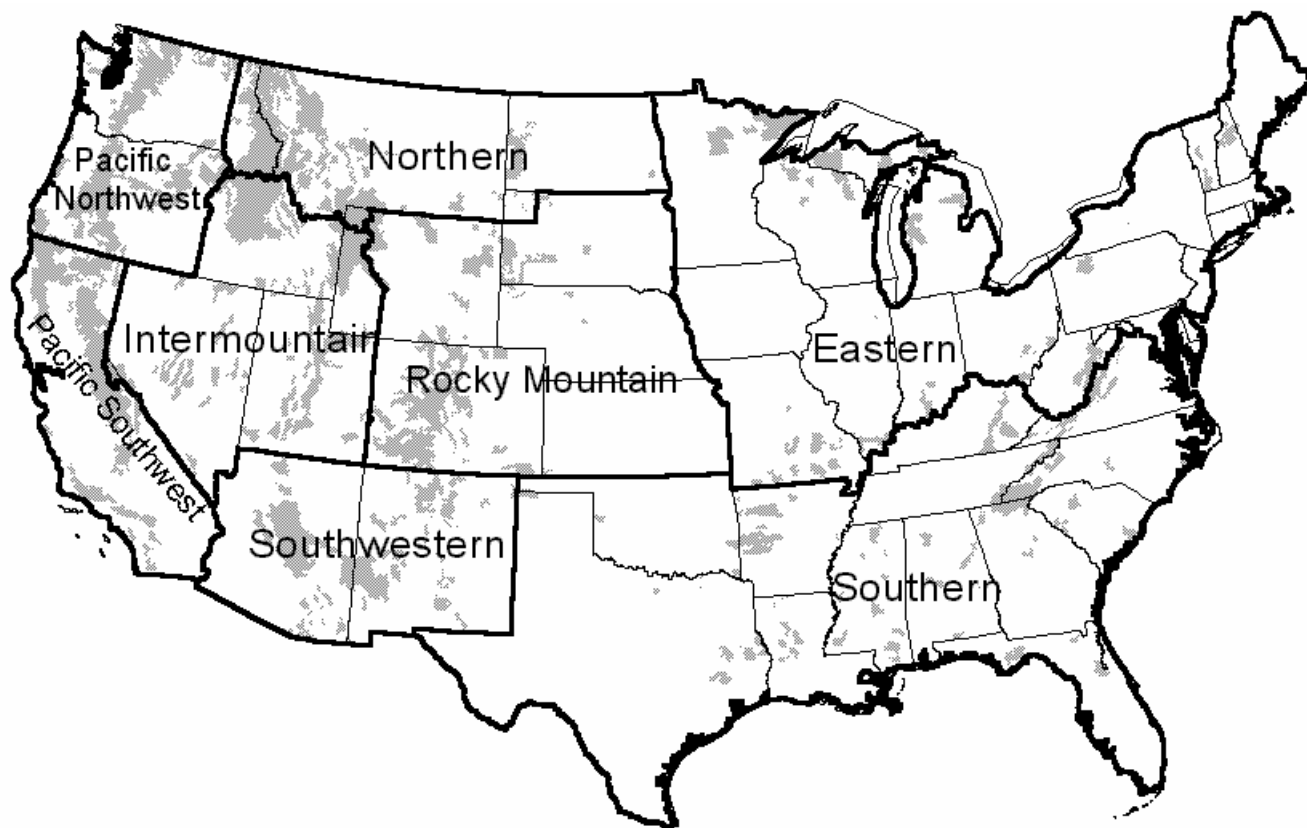
Permittees holding paid permits are not counted in other categories. Private land, and wild horse and burro data are not included in totals.

DISCLAIMER

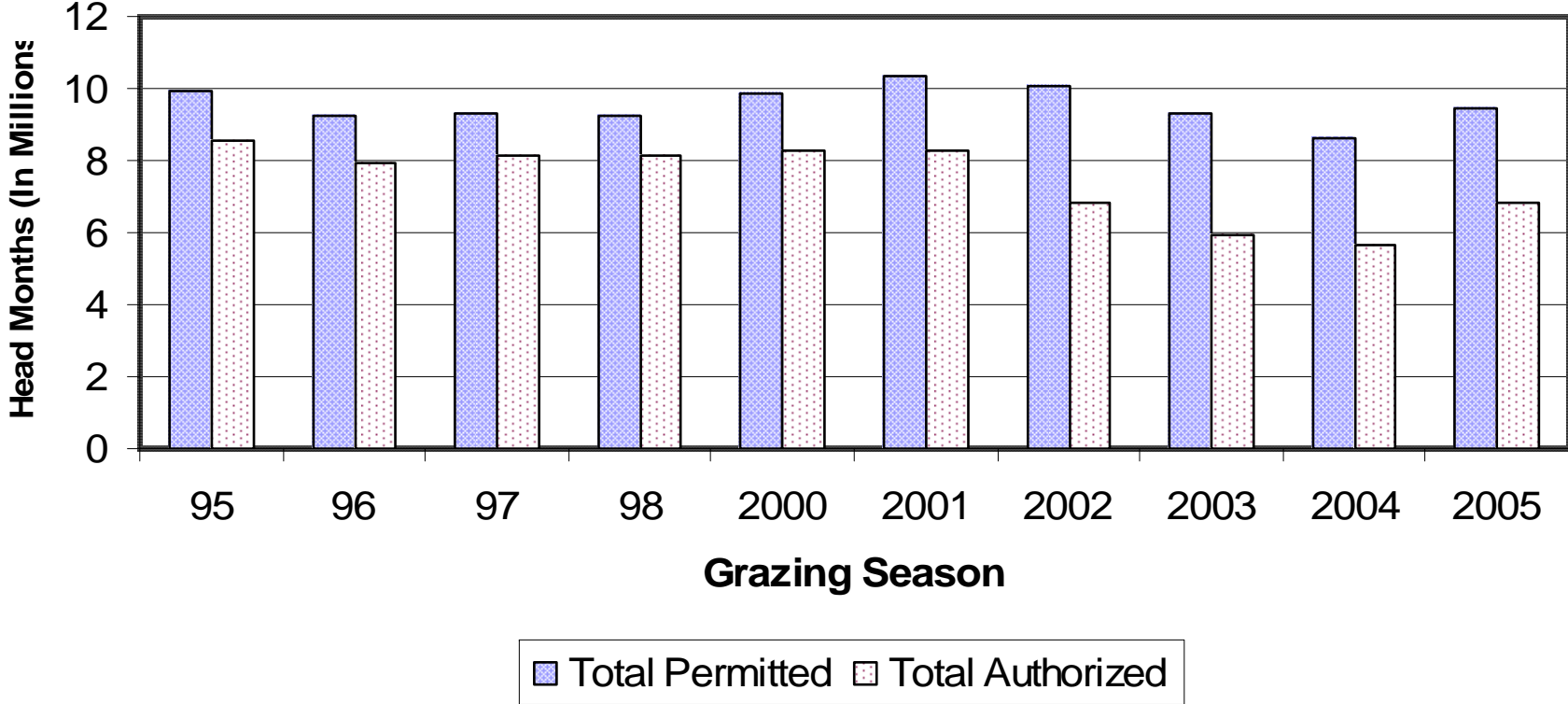
The data for this report was collected at the end of calendar year 2005. It provides a snapshot look at the 2005 grazing season. Data records that were acquired for this report represent the best available data from regions, forests, and districts at the time the data records were accumulated into one data set. The data set is not considered to be 100% accurate as several units were unable to meet data entry deadlines due to system availability, extreme fire and drought conditions in several regions and lack of resources to complete the tasks. While subsequent data queries should provide more accurate data sets, and improve the data reliability, caution should be taken when using this data, as it should not be misrepresented as a 100% accurate data set.

Photo Credit: Chuck Duncan, Range Conservationist during a range inspection on the Paddy's River Allotment, Coronado National Forest. Photo Taken October, 2005 by Judith Dyess, Rangeland Inventory, Assessment and Monitoring Coordinator, Southwestern Region.

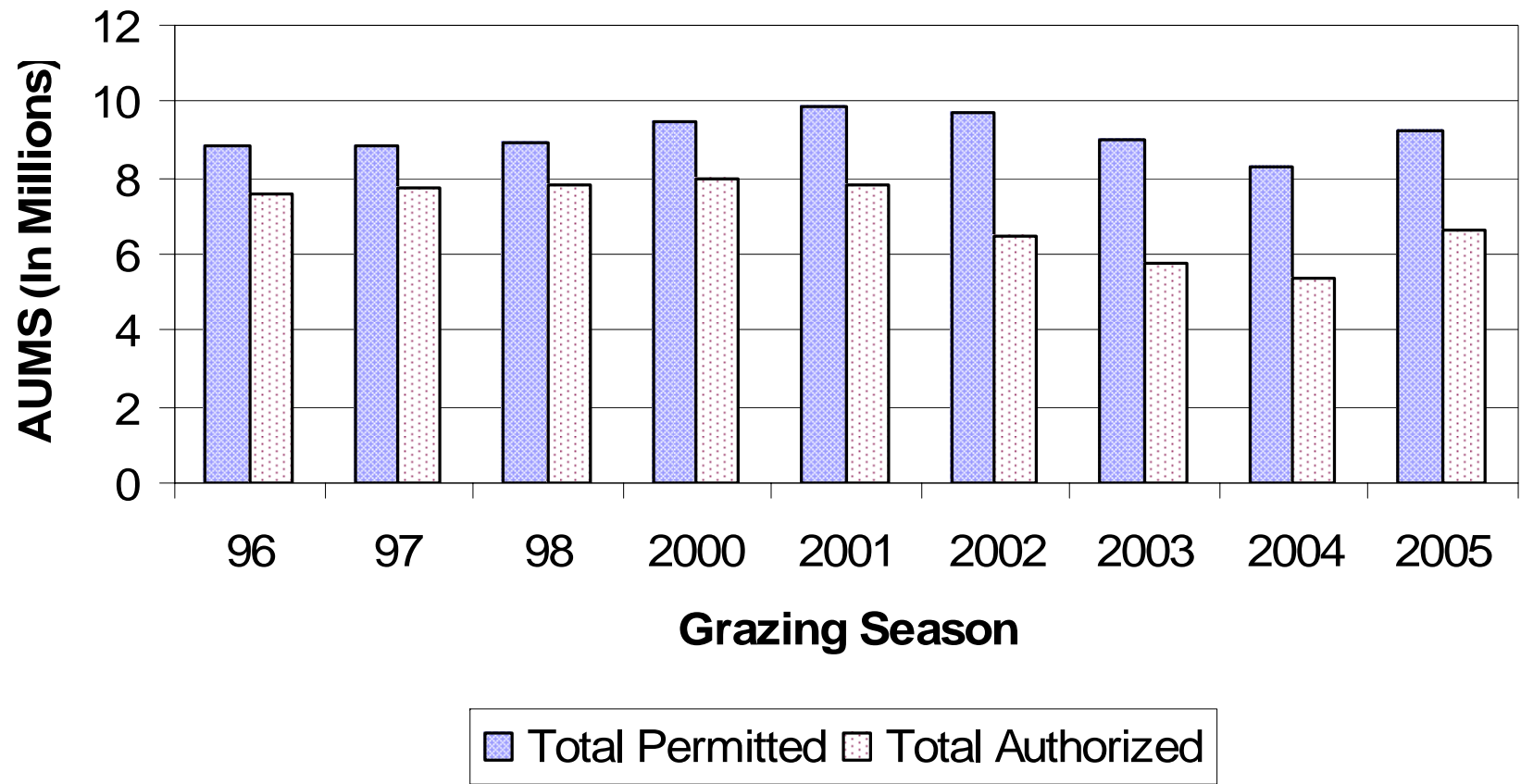
2005
GRAZING STATISTICAL SUMMARY
NATIONAL SUMMARY



Permitted vs Authorized Use



Permitted vs Authorized Use



**US DEPARTMENT OF AGRICULTURE – FOREST SERVICE
ANNUAL GRAZING STATISTICAL REPORT
GRAZING SEASON 2005**



NATIONAL FOREST SYSTEM – ALL REGIONS

	Number of Permittees	CATTLE		HORSES & BURROS		SHEEP & GOATS		TOTAL	
		NUMBER	HMS AUMS	NUMBER	HMS AUMS	NUMBER	HMS AUMS	NUMBER	HMS AUMS
PERMITTED TO GRAZE	7,039	1,343,856	6,646,378	9,443	41,255	1,048,190	2,744,939	2,401,489	9,432,572
			8,406,132				48,769		
AUTHORIZED TO GRAZE PAID PERMITS	6,653	1,173,299	4,738,390	6,454	32,560	882,003	2,035,847	2,061,756	6,806,797
			6,025,788				38,369		
FREE USE	4	190	762	48	289	2,200	8,934	2,438	9,985
			1,006				347		
PRIVATE LANDS	439	16,976	73,062	131	1,235	7,824	14,396	24,931	88,693
			93,415				1,482		
CROSSING	3	165	43	0	0	1,350	276	1,515	319
			57				0		
TOTAL AUTHORIZED	6,660	1,173,654	4,739,195	6,502	32,849	885,553	2,045,057	2,065,709	6,817,101
			6,026,851				38,716		
TOTAL UN-AUTHORIZED	16	1,908	1,216	15	2	1,442	1,005	3,365	2,223
			1,590				12		
WILD HORSES	0	0	0	2,269	20,964	0	0	2,269	20,964
			0				25,157		
WILD BURROS	0	0	0	212	2,544	0	0	212	2,544
			0				1,527		

**US DEPARTMENT OF AGRICULTURE – FOREST SERVICE
ANNUAL GRAZING STATISTICAL REPORT
GRAZING SEASON 2005**



NATIONAL FORESTS – ALL REGIONS



	Number of Permittees	CATTLE		HORSES & BURROS		SHEEP & GOATS		TOTAL	
		NUMBER	HMS AUMS	NUMBER	HMS AUMS	NUMBER	HMS AUMS	NUMBER	HMS AUMS
PERMITTED TO GRAZE	6,673	1,119,959	5,174,934	8,322	32,723	1,039,967	2,702,940	2,168,248	7,910,597
			6,544,944				38,528		
AUTHORIZED TO GRAZE PAID PERMITS	5,900	956,542	3,647,296	5,510	25,161	860,571	1,964,104	1,822,623	5,636,561
			4,632,066				31,954		
FREE USE	4	190	762	48	289	2,200	8,934	2,438	9,985
			1,006				347		
PRIVATE LANDS	423	16,442	70,187	131	1,235	7,824	14,396	24,397	85,818
			89,769				1,482		
CROSSING	3	165	43	0	0	1,350	276	1,515	319
			57				0		
TOTAL AUTHORIZED	5,907	956,697	3,648,101	5,689	25,450	871,945	1,973,314	1,850,973	5,732,683
			4,633,129				32,301		
TOTAL UN-AUTHORIZED	16	1,908	1,216	15	2	1,442	1,005	3,365	2,223
			1,590				12		
WILD HORSES	0	0	0	2,269	20,964	0	0	2,269	20,964
			0				25,157		
WILD BURROS	0	0	0	212	2,544	0	0	212	2,544
			0				1,527		

**US DEPARTMENT OF AGRICULTURE – FOREST SERVICE
ANNUAL GRAZING STATISTICAL REPORT
GRAZING SEASON 2005**



NATIONAL GRASSLANDS – ALL REGIONS

	Number of Permittees	CATTLE		HORSES & BURROS		SHEEP & GOATS		TOTAL	
		NUMBER	HMS AUMS	NUMBER	HMS AUMS	NUMBER	HMS AUMS	NUMBER	HMS AUMS
PERMITTED TO GRAZE	366	223,897	1,471,444	1,121	8,532	8,223	41,999	233,241	1,521,975
			1,861,188		10,241		12,113		1,883,542
AUTHORIZED TO GRAZE PAID PERMITS	307	199,426	1,017,227	765	5,875	10,058	48,137	210,249	1,071,239
			1,294,867	0	7,059	0	14,378	0	1,316,304
FREE USE									
PRIVATE LANDS	16	534	2,875	0	0	0	0	534	2,875
			3,646		0		0		3,646
CROSSING									
TOTAL AUTHORIZED	307	199,426	1,017,227	765	5,875	10,058	48,137	210,249	1,071,239
			1,294,867		7,059		14,378	0	1,316,304
TOTAL UN-AUTHORIZED									
WILD HORSES									
WILD BURROS									

**US DEPARTMENT OF AGRICULTURE – FOREST SERVICE
ANNUAL GRAZING STATISTICAL REPORT
GRAZING SEASON 2005**



**NATIONAL FOREST SYSTEM – WESTERN REGIONS
REGIONS (1- 6)**



	Number of Permittees	CATTLE		HORSES & BURROS		SHEEP & GOATS		TOTAL	
		NUMBER	HMS AUMS	NUMBER	HMS AUMS	NUMBER	HMS AUMS	NUMBER	HMS AUMS
PERMITTED TO GRAZE	6,775	1,334,025	6,574,045	9,229	39,179	1,048,160	2,744,787	2,391,414	9,358,011
			8,313,258		46,918		783,716		9,143,892
AUTHORIZED TO GRAZE PAID PERMITS	6,457	1,164,651	4,686,281	6,254	30,509	881,973	2,035,695	2,052,878	6,752,485
			5,958,341		36,548		574,282		6,569,171
FREE USE	4	190	762	48	289	2,200	8,934	2,438	9,985
			1,006		347		2,345		3,698
PRIVATE LANDS	439	16,976	73,062	131	1,235	7,824	14,396	24,931	88,693
			93,415		1,482		3,872		98,769
CROSSING	3	165	43	0	0	1,350	276	1,515	319
			57		0		83		140
TOTAL AUTHORIZED	6,464	1,165,006	4,687,086	6,302	30,798	884,173	2,044,629	2,056,831	6,762,789
			5,959,404		36,895		576,710		6,573,009
TOTAL UN-AUTHORIZED	16	1,908	1,216	15	2	1,442	1,005	3,365	2,223
			1,590		12		302		1,904
WILD HORSES	0	0	0	2,269	20,964	0	0	2,269	20,964
			0		25,157		0		25,157
WILD BURROS	0	0	0	212	2,544	0	0	212	2,544
			0		1,527		0		1,527

**US DEPARTMENT OF AGRICULTURE – FOREST SERVICE
ANNUAL GRAZING STATISTICAL REPORT
GRAZING SEASON 2005**



**NATIONAL FORESTS – WESTERN REGIONS
REGIONS (1- 6)**



	Number of Permittees	CATTLE		HORSES & BURROS		SHEEP & GOATS		TOTAL	
		NUMBER	HMS AUMS	NUMBER	HMS AUMS	NUMBER	HMS AUMS	NUMBER	HMS AUMS
PERMITTED TO GRAZE	6,432	1,110,910	5,110,160	8,108	30,647	1,039,937	2,702,788	2,158,955	7,843,595
			6,461,895		36,677		771,603		7,270,175
AUTHORIZED TO GRAZE PAID PERMITS	6,155	965,283	3,670,458	5,489	24,634	871,915	1,987,558	1,842,687	5,682,650
			4,665,476		29,489		559,904		5,254,869
FREE USE	4	190	762	48	289	2,200	8,934	2,438	9,985
			1,006		347		2,345		3,698
PRIVATE LANDS	423	16,442	70,187	131	1,235	7,824	14,396	24,397	85,818
			89,769		1,482		3,872		95,123
CROSSING	3	165	43	0	0	1,350	276	1,515	319
			57		0		83		140
TOTAL AUTHORIZED	6,162	965,638	3,671,362	5,537	24,923	875,465	1,996,768	1,846,640	5,692,954
			4,666,539		29,836		562,332		5,258,707
TOTAL UN-AUTHORIZED	16	1,908	1,216	15	2	1,442	1,005	3,365	2,223
			1,590		12		302		1,904
WILD HORSES	0	0	0	2,269	20,964	0	0	2,269	20,964
			0		25,157		0		25,157
WILD BURROS	0	0	0	212	2,544	0	0	212	2,544
			0		1,527		0		1,527

**US DEPARTMENT OF AGRICULTURE – FOREST SERVICE
ANNUAL GRAZING STATISTICAL REPORT
GRAZING SEASON 2005**



**NATIONAL GRASSLANDS – WESTERN REGIONS
REGIONS (1- 6)**



	Number of Permittees	CATTLE		HORSES & BURROS		SHEEP & GOATS		TOTAL	
		NUMBER	HMS AUMS	NUMBER	HMS AUMS	NUMBER	HMS AUMS	NUMBER	HMS AUMS
PERMITTED TO GRAZE	343	223,115	1,463,885	1,121	8,532	8,223	41,999	232,459	1,514,416
			1,851,363		10,241		12,113		1,873,717
AUTHORIZED TO GRAZE PAID PERMITS	302	199,368	1,015,823	765	5,875	10,058	48,137	210,191	1,069,835
			1,292,865		7,059		14,378		1,314,302
FREE USE									
PRIVATE LANDS	16	534	2,875	0	0	0	0	534	2,875
			3,646		0		0		3,646
CROSSING									
TOTAL AUTHORIZED	302	199,368	1,015,823	765	5,875	10,058	48,137	210,191	1,069,835
			1,292,865		7,059		14,378		1,314,302
TOTAL UN-AUTHORIZED									
WILD HORSES									
WILD BURROS									

**US DEPARTMENT OF AGRICULTURE – FOREST SERVICE
ANNUAL GRAZING STATISTICAL REPORT
GRAZING SEASON 2005**



**NATIONAL FOREST SYSTEM – EASTERN REGIONS
REGIONS (8 – 9)**



	Number of Permittees	CATTLE		HORSES & BURROS		SHEEP & GOATS		TOTAL	
		NUMBER	HMS AUMS	NUMBER	HMS AUMS	NUMBER	HMS AUMS	NUMBER	HMS AUMS
PERMITTED TO GRAZE	264	9,831	72,333	214	2,076	30	152	10,075	74,561
			92,874		1,851		30		94,755
AUTHORIZED TO GRAZE PAID PERMITS	196	8,648	52,109	200	2,051	30	152	8,878	54,312
			67,447		1,821		30		69,298
FREE USE									
PRIVATE LANDS									
CROSSING									
TOTAL AUTHORIZED	196	8,648	52,109	200	2,051	30	152	8,878	54,312
			67,447		1,821		30		69,298
TOTAL UN-AUTHORIZED									
WILD HORSES									
WILD BURROS									

**US DEPARTMENT OF AGRICULTURE – FOREST SERVICE
ANNUAL GRAZING STATISTICAL REPORT
GRAZING SEASON 2005**



**NATIONAL FORESTS – EASTERN REGIONS
REGIONS (8 – 9)**



	Number of Permittees	CATTLE		HORSES & BURROS		SHEEP & GOATS		TOTAL	
		NUMBER	HMS AUMS	NUMBER	HMS AUMS	NUMBER	HMS AUMS	NUMBER	HMS AUMS
PERMITTED TO GRAZE	241	9,049	64,774	214	2,076	30	152	9,293	67,002
			83,049		1,851		30		84,930
AUTHORIZED TO GRAZE PAID PERMITS	175	8,056	47,830	200	2,051	30	152	8,286	50,033
			61,799		1,821		30		63,650
FREE USE									
PRIVATE LANDS									
CROSSING									
TOTAL AUTHORIZED	175	8,056	47,830	200	2,051	30	152	8,286	50,033
			61,799		1,821		30		63,650
TOTAL UN-AUTHORIZED									
WILD HORSES									
WILD BURROS									

**US DEPARTMENT OF AGRICULTURE – FOREST SERVICE
ANNUAL GRAZING STATISTICAL REPORT
GRAZING SEASON 2005**



**NATIONAL GRASSLANDS – EASTERN REGIONS
REGIONS (8 – 9)**

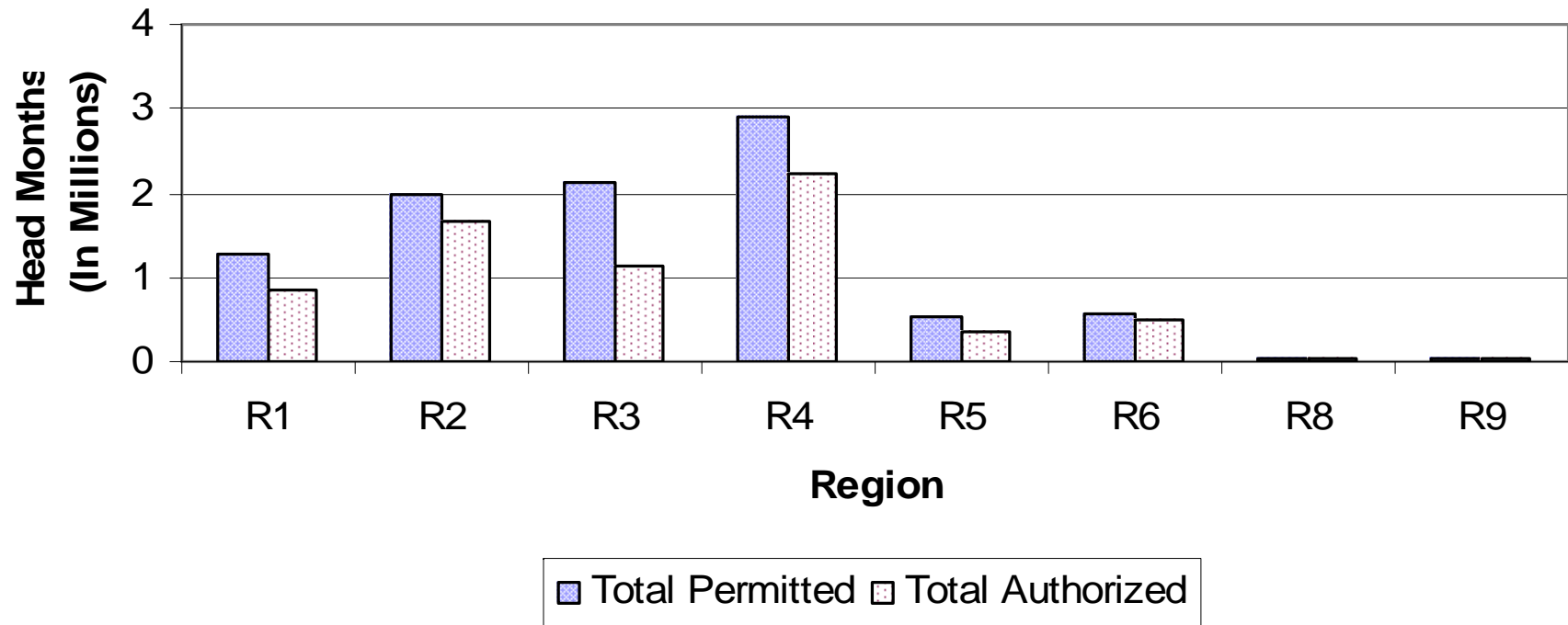


	Number of Permittees	CATTLE		HORSES & BURROS		SHEEP & GOATS		TOTAL	
		NUMBER	HMS AUMS	NUMBER	HMS AUMS	NUMBER	HMS AUMS	NUMBER	HMS AUMS
PERMITTED TO GRAZE	23	782	7,559	0	0	0	0	782	7,559
			9,825		0		0		9,825
AUTHORIZED TO GRAZE PAID PERMITS	21	592	4,279	0	0	0	0	592	4,279
			5,648		0		0		5,648
FREE USE									
PRIVATE LANDS									
CROSSING									
TOTAL AUTHORIZED	21	592	4,279	0	0	0	0	592	4,279
			5,648		0		0		5,648
TOTAL UN-AUTHORIZED									
WILD HORSES									
WILD BURROS									

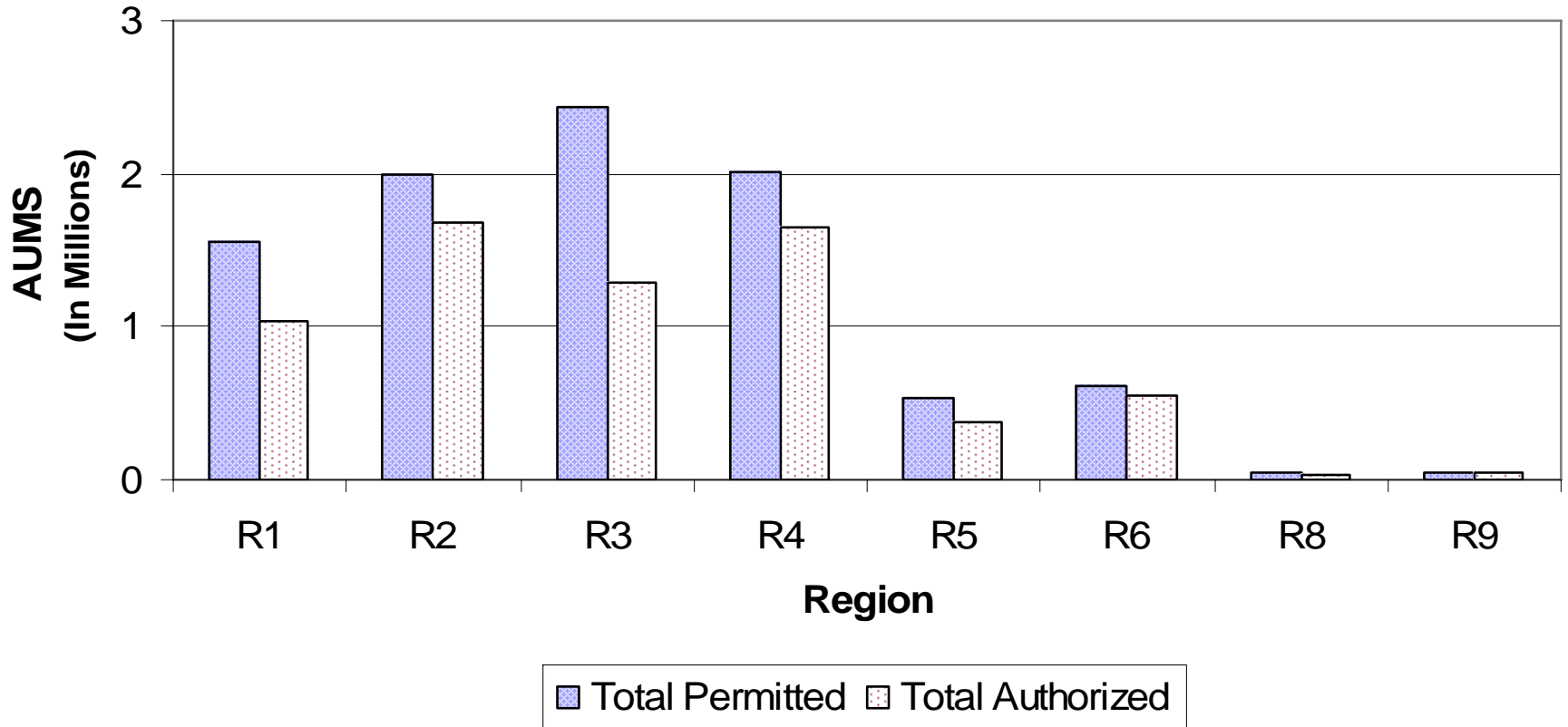
**2005
GRAZING STATISTICAL SUMMARY
REGIONAL SUMMARY**



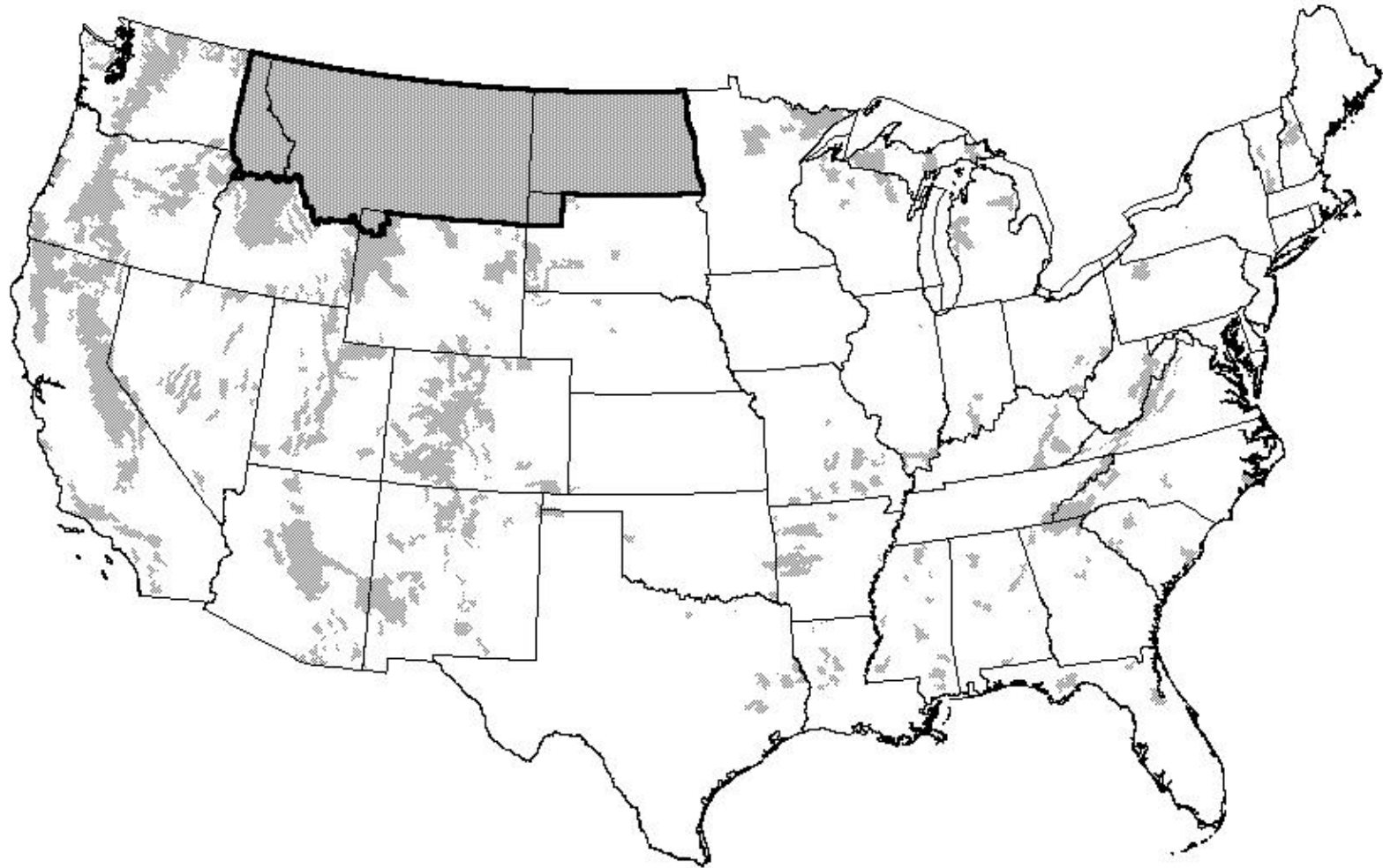
Permitted & Authorized Use by Region (2005 Grazing Season)



Permitted & Authorized Use by Region (2005 Grazing Season)



NORTHERN REGION – (REGION 1)



**US DEPARTMENT OF AGRICULTURE – FOREST SERVICE
ANNUAL GRAZING STATISTICAL REPORT
GRAZING SEASON 2005**



**NATIONAL FOREST SYSTEM – NORTHERN REGION
REGION 1**



	Number of Permittees	CATTLE		HORSES & BURROS		SHEEP & GOATS		TOTAL	
		NUMBER	HMS AUMS	NUMBER	HMS AUMS	NUMBER	HMS AUMS	NUMBER	HMS AUMS
PERMITTED TO GRAZE	978	230,520	1,181,820 1,513,186	4,204	15,792 18,953	30,041	59,608 16,605	264,765	1,257,220 1,548,744
AUTHORIZED TO GRAZE PAID PERMITS	923	177,377	799,234 1,019,130	1,391	7,204 8,645	23,414	42,892 12,329	202,182	849,330 1,040,104
FREE USE									
PRIVATE LANDS	129	5,892	20,037 24,848	43	111 133	0	0 0	5,935	20,148 24,981
CROSSING									
TOTAL AUTHORIZED	923	177,377	799,234 1,019,130	1,391	7,204 8,645	23,414	42,892 12,329	202,182	849,330 1,040,104
TOTAL UN-AUTHORIZED	1	158	88 116	0	0 0	0	0 0	158	88 116
WILD HORSES									
WILD BURROS									

**US DEPARTMENT OF AGRICULTURE – FOREST SERVICE
ANNUAL GRAZING STATISTICAL REPORT
GRAZING SEASON 2005**

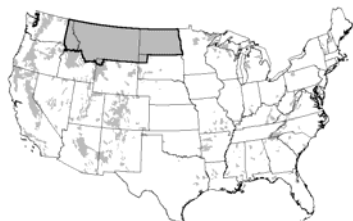


**NATIONAL FORESTS – NORTHERN REGION
REGION 1**



	Number of Permittees	CATTLE		HORSES & BURROS		SHEEP & GOATS		TOTAL	
		NUMBER	HMS AUMS	NUMBER	HMS AUMS	NUMBER	HMS AUMS	NUMBER	HMS AUMS
PERMITTED TO GRAZE	970	131,723	502,240 641,156	3,206	8,059 9,674	29,334	55,331 15,750	164,263	565,630 666,580
AUTHORIZED TO GRAZE PAID PERMITS	916	118,851	401,690 507,365	848	2,830 3,396	23,383	42,704 12,291	143,082	447,224 523,052
FREE USE									
PRIVATE LANDS	129	5,892	20,037 24,848	43	111 133	0	0 0	5,935	20,148 24,981
CROSSING									
TOTAL AUTHORIZED	916	118,851	401,690 507,365	848	2,830 3,396	23,383	42,704 12,291	143,082	447,224 523,052
TOTAL UN-AUTHORIZED	1	158	88 116	0	0 0	0	0 0	158	88 116
WILD HORSES									
WILD BURROS									

**US DEPARTMENT OF AGRICULTURE – FOREST SERVICE
ANNUAL GRAZING STATISTICAL REPORT
GRAZING SEASON 2005**

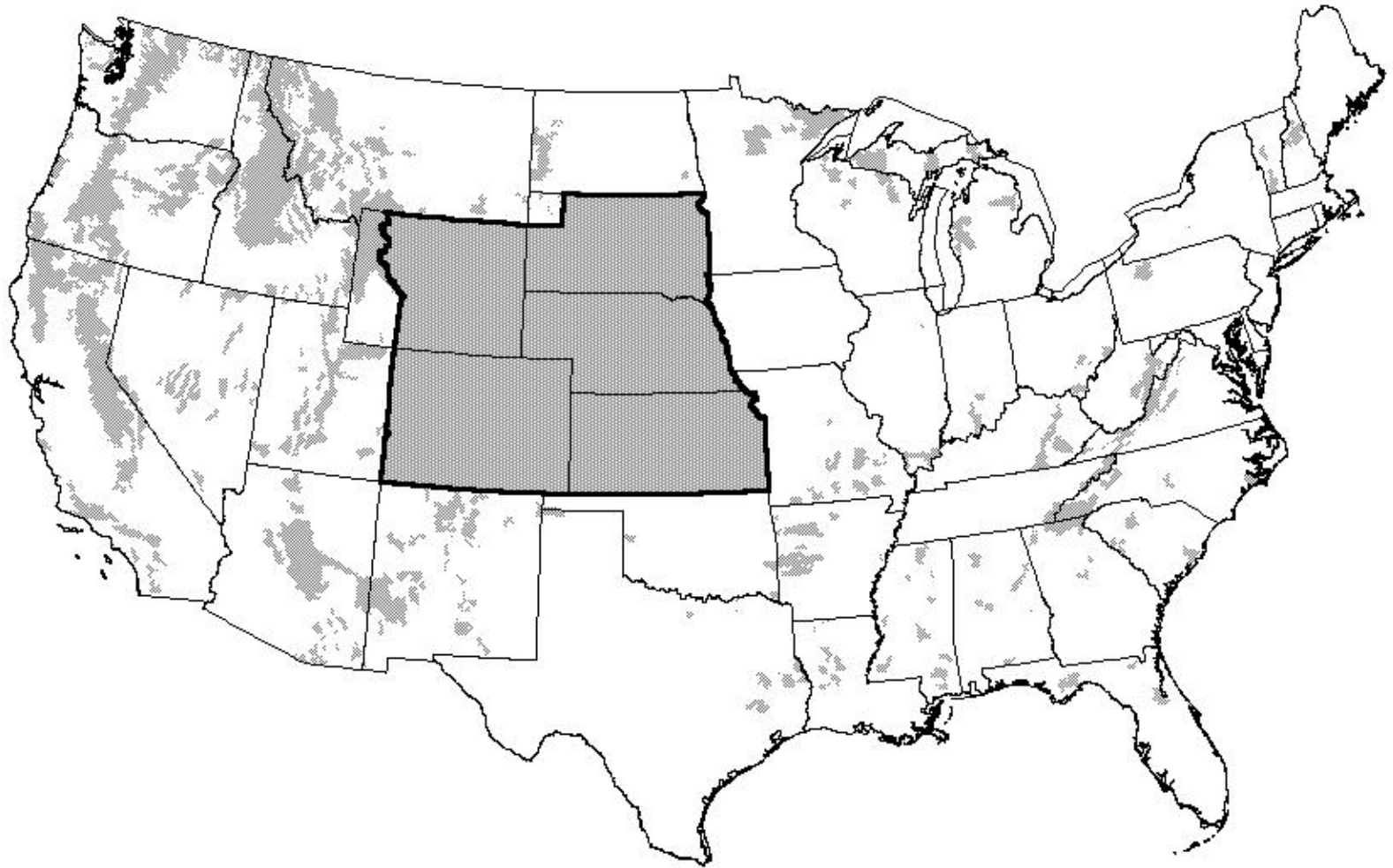


**NATIONAL GRASSLANDS – NORTHERN REGION
REGION 1**



	Number of Permittees	CATTLE		HORSES & BURROS		SHEEP & GOATS		TOTAL	
		NUMBER	HMS AUMS	NUMBER	HMS AUMS	NUMBER	HMS AUMS	NUMBER	HMS AUMS
PERMITTED TO GRAZE	8	98,797	679,580	998	7,733	707	4,277	100,502	691,590
			872,030		9,279		855		882,164
AUTHORIZED TO GRAZE PAID PERMITS	7	58,526	397,544	543	4,374	31	188	59,100	402,106
			511,765		5,249		38		517,052
FREE USE									
PRIVATE LANDS									
CROSSING									
TOTAL AUTHORIZED	7	58,526	397,544	543	4,374	31	188	59,100	402,106
			511,765		5,249		38		517,052
TOTAL UN-AUTHORIZED									
WILD HORSES									
WILD BURROS									

ROCKY MOUNTAIN REGION – (REGION 2)



**US DEPARTMENT OF AGRICULTURE – FOREST SERVICE
ANNUAL GRAZING STATISTICAL REPORT
GRAZING SEASON 2005**



**NATIONAL FOREST SYSTEM – ROCKY MOUNTAIN REGION
REGION 2**



	Number of Permittees	CATTLE		HORSES & BURROS		SHEEP & GOATS		TOTAL	
		NUMBER	HMS AUMS	NUMBER	HMS AUMS	NUMBER	HMS AUMS	NUMBER	HMS AUMS
PERMITTED TO GRAZE	1,450	351,445	1,451,358	1,882	5,846	220,676	518,817	574,003	1,976,021
			1,830,604		7,016		153,011		1,990,631
AUTHORIZED TO GRAZE PAID PERMITS	1,370	318,476	1,220,859	1,705	5,996	194,563	445,044	514,744	1,671,899
			1,539,385		7,205		129,879		1,676,469
FREE USE	1	0	0	3	20	0	0	3	20
			0		24		0		24
PRIVATE LANDS	66	1,192	10,840	0	0	135	232	1,327	11,072
			13,571		0		70		13,641
CROSSING	2	150	10	0	0	1,350	276	1,500	286
			13		0		83		96
TOTAL AUTHORIZED	1,373	318,626	1,220,869	1,708	6,016	195,913	445,320	516,247	1,672,205
			1,539,398		7,229		129,962		1,676,589
TOTAL UN-AUTHORIZED	4	113	18	10	2	0	0	123	20
			24		12		0		36
WILD HORSES									
WILD BURROS									

**US DEPARTMENT OF AGRICULTURE – FOREST SERVICE
ANNUAL GRAZING STATISTICAL REPORT
GRAZING SEASON 2005**



**NATIONAL FORESTS – ROCKY MOUNTAIN REGION
REGION 2**



	Number of Permittees	CATTLE		HORSES & BURROS		SHEEP & GOATS		TOTAL	
		NUMBER	HMS AUMS	NUMBER	HMS AUMS	NUMBER	HMS AUMS	NUMBER	HMS AUMS
PERMITTED TO GRAZE	1,331	251,399	922,297	1,787	5,245	213,160	481,095	466,346	1,408,637
			1,150,466		6,292		141,753		1,298,511
AUTHORIZED TO GRAZE PAID PERMITS	1,273	217,751	773,390	1,511	4,693	184,536	397,095	403,798	1,175,178
			961,367		5,633		115,539		1,082,539
FREE USE	1	0	0	3	20	0	0	3	20
			0		24		0		24
PRIVATE LANDS	50	658	7,965	0	0	135	232	793	8,197
			9,925		0		70		9,995
CROSSING	2	150	10	0	0	1,350	276	1,500	286
			13		0		83		96
TOTAL AUTHORIZED	1,276	217,901	773,400	1,514	4,713	185,886	397,327	405,298	1,175,484
			961,380		5,657		115,622		1,082,659
TOTAL UN-AUTHORIZED	4	113	18	10	2	0	0	123	20
			24		12		0		36
WILD HORSES									
WILD BURROS									

**US DEPARTMENT OF AGRICULTURE – FOREST SERVICE
ANNUAL GRAZING STATISTICAL REPORT
GRAZING SEASON 2005**

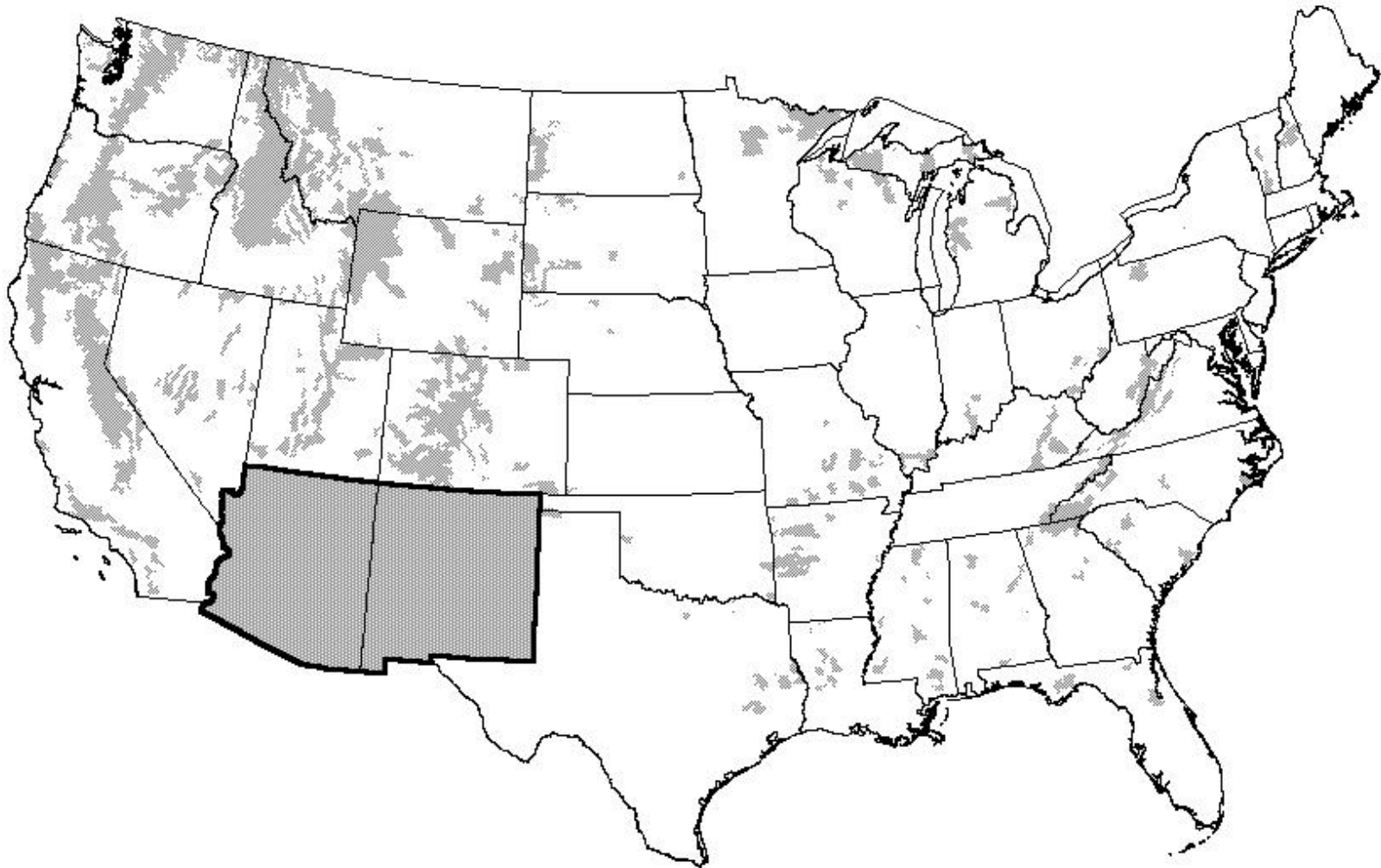


**NATIONAL GRASSLANDS – ROCKY MOUNTAIN REGION
REGION 2**



	Number of Permittees	CATTLE		HORSES & BURROS		SHEEP & GOATS		TOTAL	
		NUMBER	HMS AUMS	NUMBER	HMS AUMS	NUMBER	HMS AUMS	NUMBER	HMS AUMS
PERMITTED TO GRAZE	119	100,046	529,061	95	601	7,516	37,722	107,657	567,384
			680,138		724		11,258		692,120
AUTHORIZED TO GRAZE PAID PERMITS	97	100,725	447,469	194	1,303	10,027	47,949	110,946	496,721
			578,018		1,572		14,340		593,930
FREE USE									
PRIVATE LANDS	16	534	2,875	0	0	0	0	534	2,875
			3,646		0		0		3,646
CROSSING									
TOTAL AUTHORIZED	97	100,725	447,469	194	1,303	10,027	47,949	110,946	496,721
			578,018		1,572		14,340		593,930
TOTAL UN-AUTHORIZED									
WILD HORSES									
WILD BURROS									

SOUTHWESTERN REGION – (REGION 3)



**US DEPARTMENT OF AGRICULTURE – FOREST SERVICE
ANNUAL GRAZING STATISTICAL REPORT
GRAZING SEASON 2005**



**NATIONAL FOREST SYSTEM – SOUTHWESTERN REGION
REGION 3**



	Number of Permittees	CATTLE		HORSES & BURROS		SHEEP & GOATS		TOTAL	
		NUMBER	HMS AUMS	NUMBER	HMS AUMS	NUMBER	HMS AUMS	NUMBER	HMS AUMS
PERMITTED TO GRAZE	1,395	240,003	1,956,024	1,058	9,672	71,333	163,669	312,394	2,129,365
			2,388,211		11,509		36,595		2,436,315
AUTHORIZED TO GRAZE PAID PERMITS	1,327	187,752	1,010,711	1,054	9,492	58,193	117,466	246,999	1,137,669
			1,250,304		11,318		25,723		1,287,345
FREE USE									
PRIVATE LANDS	60	863	10,298	88	1,116	0	2,036	951	13,450
			13,593		1,339		407		15,339
CROSSING	2	475	74	5	0	0	0	480	74
			83		0		0		83
TOTAL AUTHORIZED	1,329	188,227	1,010,785	1,059	9,492	58,193	117,466	247,470	1,137,743
			1,250,387		11,318		25,723		1,287,428
TOTAL UN-AUTHORIZED	2	475	74	5	0	0	0	480	74
			83		0		0		83
WILD HORSES	0	0	0	91	0	0	0	91	0
			0		0		0		0
WILD BURROS	0	0	0	9	108	0	0	9	108
			0		65		0		65

**US DEPARTMENT OF AGRICULTURE – FOREST SERVICE
ANNUAL GRAZING STATISTICAL REPORT
GRAZING SEASON 2005**



**NATIONAL FORESTS – SOUTHWESTERN REGION
REGION 3**



	Number of Permittees	CATTLE		HORSES & BURROS		SHEEP & GOATS		TOTAL	
		NUMBER	HMS AUMS	NUMBER	HMS AUMS	NUMBER	HMS AUMS	NUMBER	HMS AUMS
PERMITTED TO GRAZE	1,201	222,858	1,740,384	1,058	9,672	71,333	163,669	295,249	1,913,725
			2,141,358		11,509		36,595		2,189,462
AUTHORIZED TO GRAZE PAID PERMITS	1,151	154,640	888,659	1,054	9,492	58,193	117,466	213,887	1,015,617
			1,111,647		11,318		25,723		1,148,688
FREE USE									
PRIVATE LANDS	60	863	10,298	88	1,116	0	2,036	951	13,450
			13,593		1,339		407		15,339
CROSSING									
TOTAL AUTHORIZED	1,151	154,640	888,659	1,054	9,492	58,193	117,466	213,887	1,015,617
			1,111,647		11,318		25,723		1,148,688
TOTAL UN-AUTHORIZED	2	475	74	5	0	0	0	480	74
			83		0		0		83
WILD HORSES	0	0	0	91	0	0	0	91	0
			0		0		0		0
WILD BURROS	0	0	0	9	108	0	0	9	108
			0		65		0		65

**US DEPARTMENT OF AGRICULTURE – FOREST SERVICE
ANNUAL GRAZING STATISTICAL REPORT
GRAZING SEASON 2005**

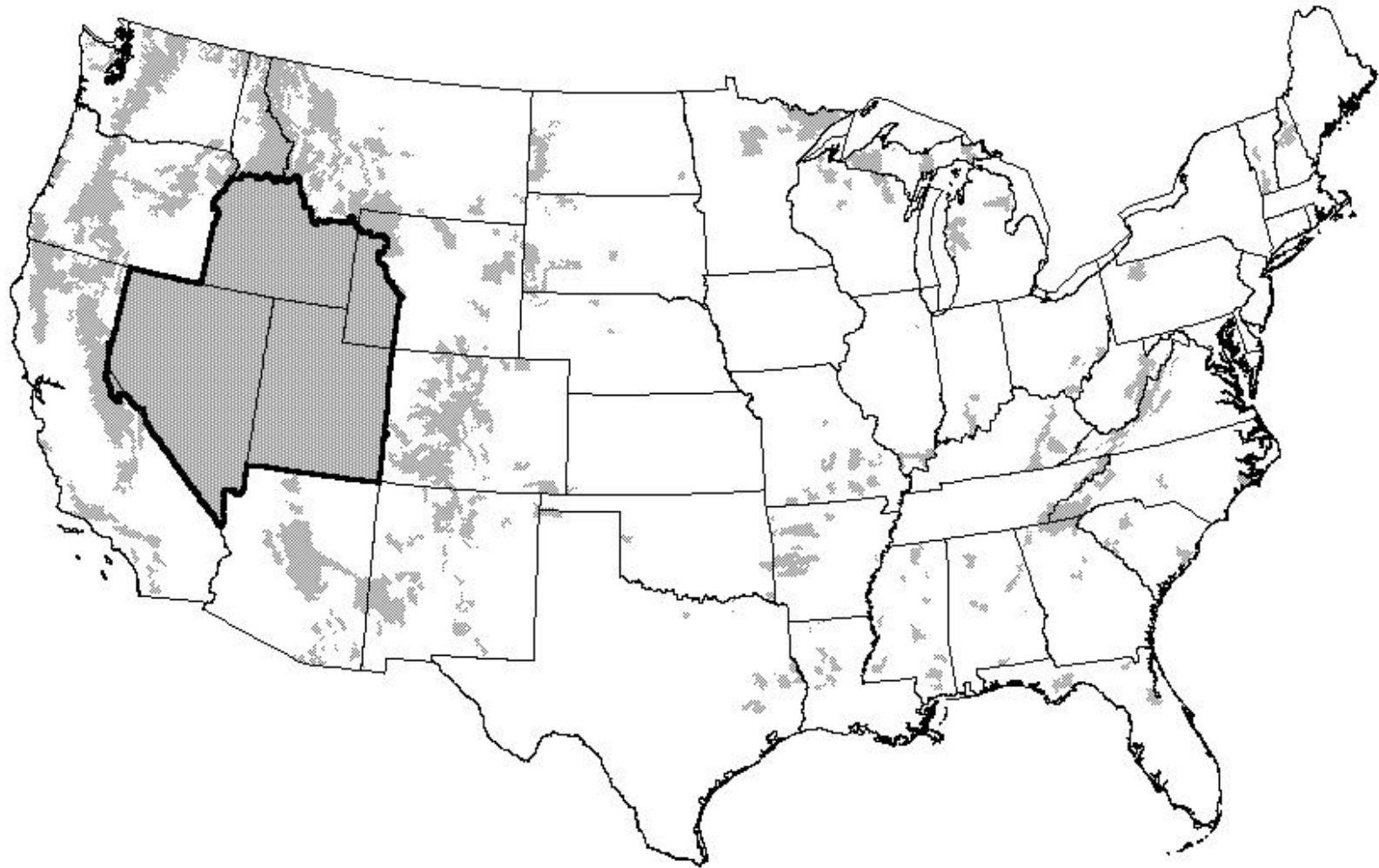


**NATIONAL GRASSLANDS – SOUTHWESTERN REGION
REGION 3**

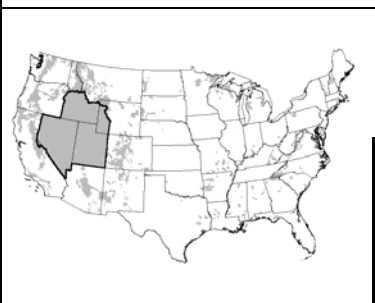


	Number of Permittees	CATTLE		HORSES & BURROS		SHEEP & GOATS		TOTAL	
		NUMBER	HMS AUMS	NUMBER	HMS AUMS	NUMBER	HMS AUMS	NUMBER	HMS AUMS
PERMITTED TO GRAZE	194	17,145	215,640	0	0	0	0	17,145	215,640
			246,853		0		0		246,853
AUTHORIZED TO GRAZE PAID PERMITS	176	33,112	122,052	0	0	0	0	33,112	122,052
			138,657		0		0		138,657
FREE USE									
PRIVATE LANDS									
CROSSING									
TOTAL AUTHORIZED	176	33,112	122,052	0	0	0	0	33,112	122,052
			138,657		0		0		138,657
TOTAL UN-AUTHORIZED									
WILD HORSES									
WILD BURROS									

INTER-MOUNTAIN REGION – (REGION 4)



**US DEPARTMENT OF AGRICULTURE – FOREST SERVICE
ANNUAL GRAZING STATISTICAL REPORT
GRAZING SEASON 2005**





**NATIONAL FOREST SYSTEM – INTERMOUNTAIN REGION
REGION 4**



	Number of Permittees	CATTLE		HORSES & BURROS		SHEEP & GOATS		TOTAL	
		NUMBER	HMS AUMS	NUMBER	HMS AUMS	NUMBER	HMS AUMS	NUMBER	HMS AUMS
PERMITTED TO GRAZE	1,979	312,617	1,157,794	1,712	5,497	650,359	1,745,381	964,688	2,908,672
			1,503,084		6,594		506,903		2,016,581
AUTHORIZED TO GRAZE PAID PERMITS	1,940	303,048	982,638	1,699	5,512	557,941	1,257,454	862,688	2,245,604
			1,276,708		6,614		360,312		1,643,634
FREE USE	1	0	0	0	0	2,200	8,934	2,200	8,934
			0		0		2,345		2,345
PRIVATE LANDS	88	2,353	8,746	0	8	6,964	9,433	9,317	18,187
			11,009		10		2,807		13,826
CROSSING	1	15	33	0	0	0	0	15	33
			44		0		0		44
TOTAL AUTHORIZED	1,942	303,063	982,671	1,699	5,512	560,141	1,266,388	864,903	2,254,571
			1,276,752		6,614		362,657		1,646,023
TOTAL UN-AUTHORIZED	5	1,070	1,007	0	0	1,442	1,005	2,512	2,012
			1,329		0		302		1,631
WILD HORSES	0	0	0	1,160	13,260	0	0	1,160	13,260
			0		15,912		0		15,912
WILD BURROS	0	0	0	143	1,716	0	0	143	1,716
			0		1,030		0		1,030

**US DEPARTMENT OF AGRICULTURE – FOREST SERVICE
ANNUAL GRAZING STATISTICAL REPORT
GRAZING SEASON 2005**

	NATIONAL FORESTS – INTERMOUNTAIN REGION REGION 4								
	Number of Permittees	CATTLE		HORSES & BURROS		SHEEP & GOATS		TOTAL	
		NUMBER	HMS AUMS	NUMBER	HMS AUMS	NUMBER	HMS AUMS	NUMBER	HMS AUMS
PERMITTED TO GRAZE	1,977	308,418	1,136,293	1,712	5,497	650,359	1,745,381	960,489	2,887,171
			1,474,699		6,594		506,903		1,988,196
AUTHORIZED TO GRAZE PAID PERMITS	1,938	298,971	962,056	1,699	5,512	557,941	1,257,454	858,611	2,225,022
			1,249,536		6,614		360,312		1,616,462
FREE USE	1	0	0	0	0	2,200	8,934	2,200	8,934
			0		0		2,345		2,345
PRIVATE LANDS	88	2,353	8,746	0	8	6,964	9,433	9,317	18,187
			11,009		10		2,807		13,826
CROSSING	1	15	33	0	0	0	0	15	33
			44		0		0		44
TOTAL AUTHORIZED	1,940	298,986	962,089	1,699	5,512	560,141	1,266,388	860,826	2,233,989
			1,249,580		6,614		362,657		1,618,851
TOTAL UN-AUTHORIZED	5	1,070	1,007	0	0	1,442	1,005	2,512	2,012
			1,329		0		302		1,631
WILD HORSES	0	0	0	1,160	13,260	0	0	1,160	13,260
			0		15,912		0		15,912
WILD BURROS	0	0	0	143	1,716	0	0	143	1,716
			0		1,030		0		1,030

**US DEPARTMENT OF AGRICULTURE – FOREST SERVICE
ANNUAL GRAZING STATISTICAL REPORT
GRAZING SEASON 2005**

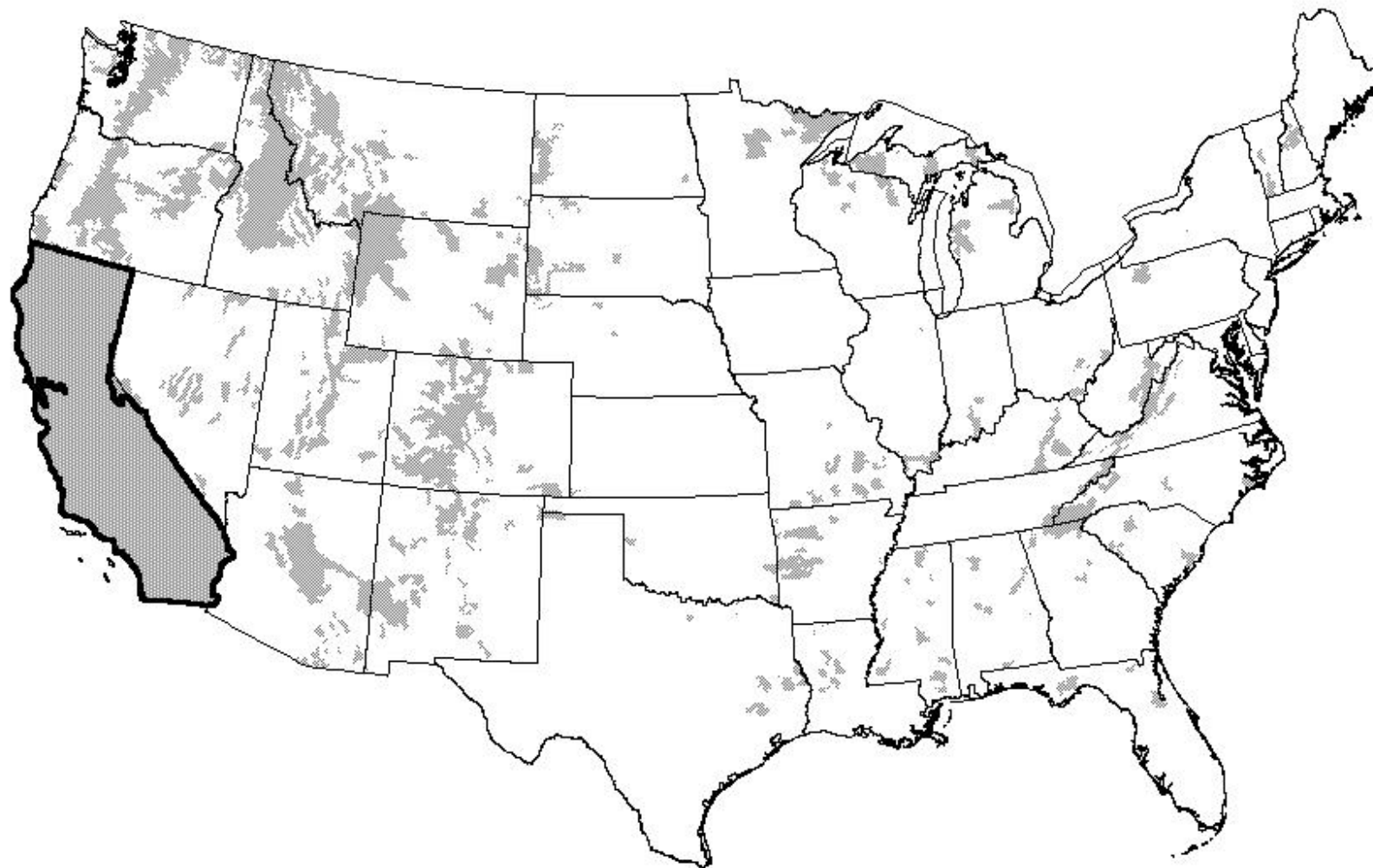


**NATIONAL GRASSLANDS – INTERMOUNTAIN REGION
REGION 4**



	Number of Permittees	CATTLE		HORSES & BURROS		SHEEP & GOATS		TOTAL	
		NUMBER	HMS AUMS	NUMBER	HMS AUMS	NUMBER	HMS AUMS	NUMBER	HMS AUMS
PERMITTED TO GRAZE	2	4,199	21,501 28,385	0	0 0	0	0 0	4,199	21,501 28,385
AUTHORIZED TO GRAZE PAID PERMITS	2	4,077	20,582 27,172	0	0 0	0	0 0	4,077	20,582 27,172
FREE USE									
PRIVATE LANDS									
CROSSING									
TOTAL AUTHORIZED	2	4,077	20,582 27,172	0	0 0	0	0 0	4,077	20,582 27,172
TOTAL UN-AUTHORIZED									
WILD HORSES									
WILD BURROS									

PACIFIC SOUTHWEST REGION – (REGION 5)



**US DEPARTMENT OF AGRICULTURE – FOREST SERVICE
ANNUAL GRAZING STATISTICAL REPORT
GRAZING SEASON 2005**



**NATIONAL FOREST SYSTEM – PACIFIC SOUTHWEST REGION
REGION 5**



	Number of Permittees	CATTLE		HORSES & BURROS		SHEEP & GOATS		TOTAL	
		NUMBER	HMS AUMS	NUMBER	HMS AUMS	NUMBER	HMS AUMS	NUMBER	HMS AUMS
PERMITTED TO GRAZE	454	81,418	381,991	219	1,541	43,368	142,468	125,005	526,000
			492,688		1,849		36,953		531,490
AUTHORIZED TO GRAZE PAID PERMITS	398	70,307	274,103	247	1,484	22,615	78,878	93,169	354,465
			350,446		1,780		18,254		370,480
FREE USE		0	0	0	0	0	0	0	0
			0		0		0		0
PRIVATE LANDS	29	299	4,598	0	0	500	2,364	799	6,962
			6,091		0		489		6,580
CROSSING		0	0	0	0	0	0	0	0
			0		0		0		0
TOTAL AUTHORIZED	398	70,307	274,103	247	1,484	22,615	78,878	93,169	354,465
			350,446		1,780		18,254		370,480
TOTAL UN-AUTHORIZED	2	77	22	0	0	0	0	77	22
			28		0		0		28
WILD HORSES	0	0	0	857	5,772	0	0	857	5,772
			0		6,927		0		6,927
WILD BURROS	0	0	0	60	720	0	0	60	720
			0		432		0		432

**US DEPARTMENT OF AGRICULTURE – FOREST SERVICE
ANNUAL GRAZING STATISTICAL REPORT
GRAZING SEASON 2005**



**NATIONAL FORESTS – PACIFIC SOUTHWEST REGION
REGION 5**



	Number of Permittees	CATTLE		HORSES & BURROS		SHEEP & GOATS		TOTAL	
		NUMBER	HMS AUMS	NUMBER	HMS AUMS	NUMBER	HMS AUMS	NUMBER	HMS AUMS
PERMITTED TO GRAZE	454	81,418	381,991	219	1,541	43,368	142,468	125,005	526,000
			492,688		1,849		36,953		531,490
AUTHORIZED TO GRAZE PAID PERMITS	398	70,307	274,103	247	1,484	22,615	78,878	93,169	354,465
			350,446		1,780		18,254		370,480
FREE USE									
PRIVATE LANDS	29	299	4,598	0	0	500	2,364	799	6,962
			6,091		0		489		6,580
CROSSING									
TOTAL AUTHORIZED	398	70,307	274,103	247	1,484	22,615	78,878	93,169	354,465
			350,446		1,780		18,254		370,480
TOTAL UN-AUTHORIZED	2	77	22	0	0	0	0	77	22
			28		0		0		28
WILD HORSES	0	0	0	857	5,772	0	0	857	5,772
			0		6,927		0		6,927
WILD BURROS	0	0	0	60	720	0	0	60	720
			0		432		0		432

**US DEPARTMENT OF AGRICULTURE – FOREST SERVICE
ANNUAL GRAZING STATISTICAL REPORT
GRAZING SEASON 2005**

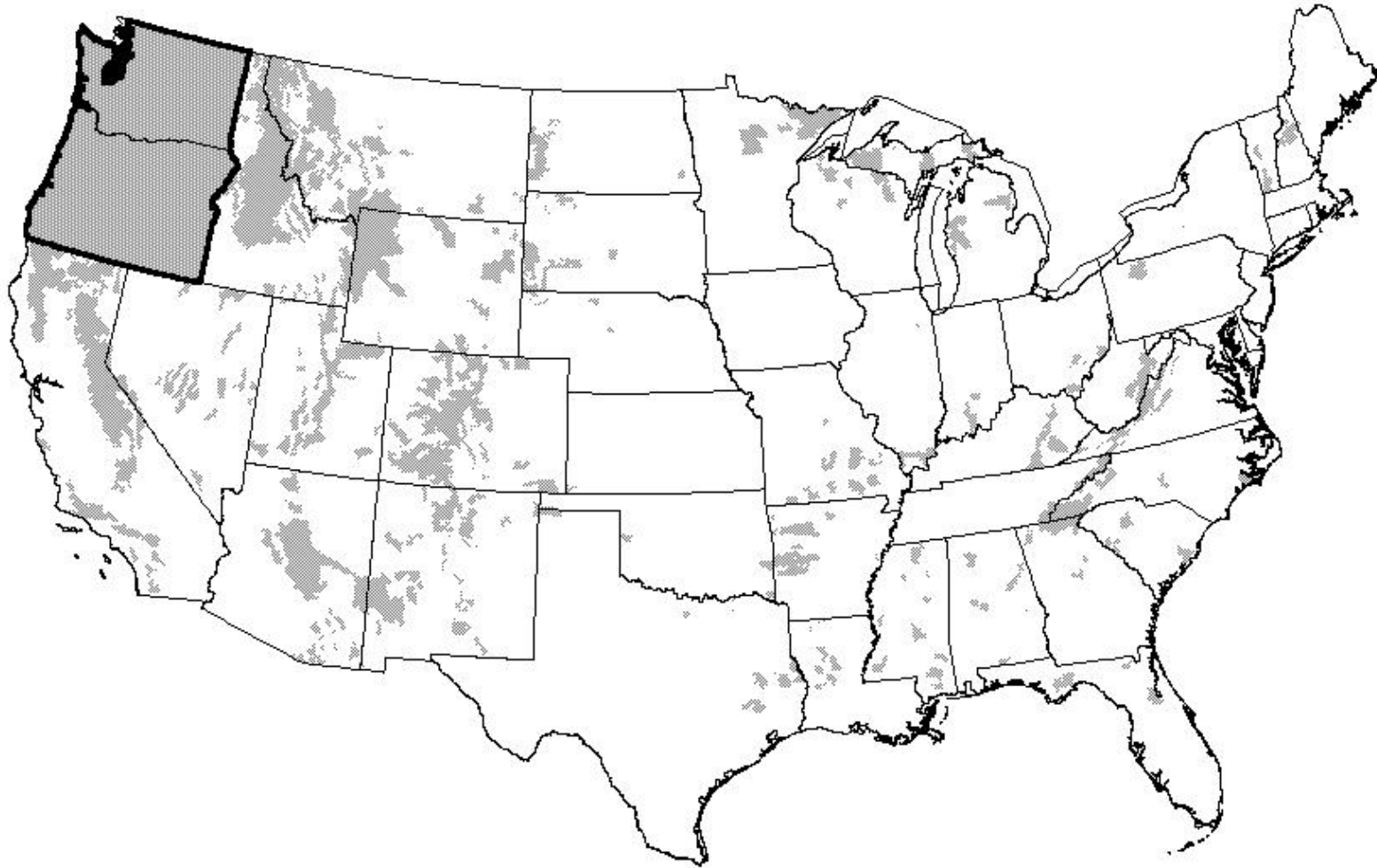


**NATIONAL GRASSLANDS – PACIFIC SOUTHWEST REGION
REGION 5**



	Number of Permittees	CATTLE		HORSES & BURROS		SHEEP & GOATS		TOTAL	
		NUMBER	HMS AUMS	NUMBER	HMS AUMS	NUMBER	HMS AUMS	NUMBER	HMS AUMS
PERMITTED TO GRAZE									
AUTHORIZED TO GRAZE PAID PERMITS									
FREE USE									
PRIVATE LANDS									
CROSSING									
TOTAL AUTHORIZED									
TOTAL UN-AUTHORIZED									
WILD HORSES									
WILD BURROS									

PACIFIC NORTHWEST REGION – (REGION 6)



**US DEPARTMENT OF AGRICULTURE – FOREST SERVICE
ANNUAL GRAZING STATISTICAL REPORT
GRAZING SEASON 2005**



**NATIONAL FOREST SYSTEM– PACIFIC NORTHWEST REGION
REGION 6**



	Number of Permittees	CATTLE		HORSES & BURROS		SHEEP & GOATS		TOTAL	
		NUMBER	HMS AUMS	NUMBER	HMS AUMS	NUMBER	HMS AUMS	NUMBER	HMS AUMS
PERMITTED TO GRAZE	519	118,022	445,058	154	831	32,383	114,844	150,559	560,733
			585,485		997		33,649		620,131
AUTHORIZED TO GRAZE PAID PERMITS	499	107,691	398,736	158	821	25,247	93,961	133,096	493,518
			522,368		986		27,785		551,139
FREE USE	2	190	762	45	269	0	0	235	1,031
			1,006		323		0		1,329
PRIVATE LANDS	67	6,377	18,543	0	0	225	331	6,602	18,874
			24,303		0		99		24,402
CROSSING									
TOTAL AUTHORIZED	501	107,881	399,498	203	1,090	25,247	93,961	133,331	494,549
			523,374		1,309		27,785		552,468
TOTAL UN-AUTHORIZED	2	15	7	0	0	0	0	15	7
			10		0		0		10
WILD HORSES	0	0	0	161	1,932	0	0	161	1,932
			0		2,318		0		2,318
WILD BURROS									

**US DEPARTMENT OF AGRICULTURE – FOREST SERVICE
ANNUAL GRAZING STATISTICAL REPORT
GRAZING SEASON 2005**



**NATIONAL FORESTS – PACIFIC NORTHWEST REGION
REGION 6**



	Number of Permittees	CATTLE		HORSES & BURROS		SHEEP & GOATS		TOTAL	
		NUMBER	HMS AUMS	NUMBER	HMS AUMS	NUMBER	HMS AUMS	NUMBER	HMS AUMS
PERMITTED TO GRAZE	499	115,094	426,955	126	633	32,383	114,844	147,603	542,432
			561,528		759		33,649		595,936
AUTHORIZED TO GRAZE PAID PERMITS	479	104,763	370,560	130	623	25,247	93,961	130,140	465,144
			485,115		748		27,785		513,648
FREE USE	2	190	762	45	269	0	0	235	1,031
			1,006		323		0		1,329
PRIVATE LANDS	67	6,377	18,543	0	0	225	331	6,602	18,874
			24,303		0		99		24,402
CROSSING									
TOTAL AUTHORIZED	481	104,953	399,498	175	1,090	25,247	93,961	130,375	494,549
			486,121		1,071		27,785		514,977
TOTAL UN-AUTHORIZED	2	15	7	0	0	0	0	15	7
			10		0		0		10
WILD HORSES	0	0	0	161	1,932	0	0	161	1,932
			0		2,318		0		2,318
WILD BURROS									

**US DEPARTMENT OF AGRICULTURE – FOREST SERVICE
ANNUAL GRAZING STATISTICAL REPORT
GRAZING SEASON 2005**

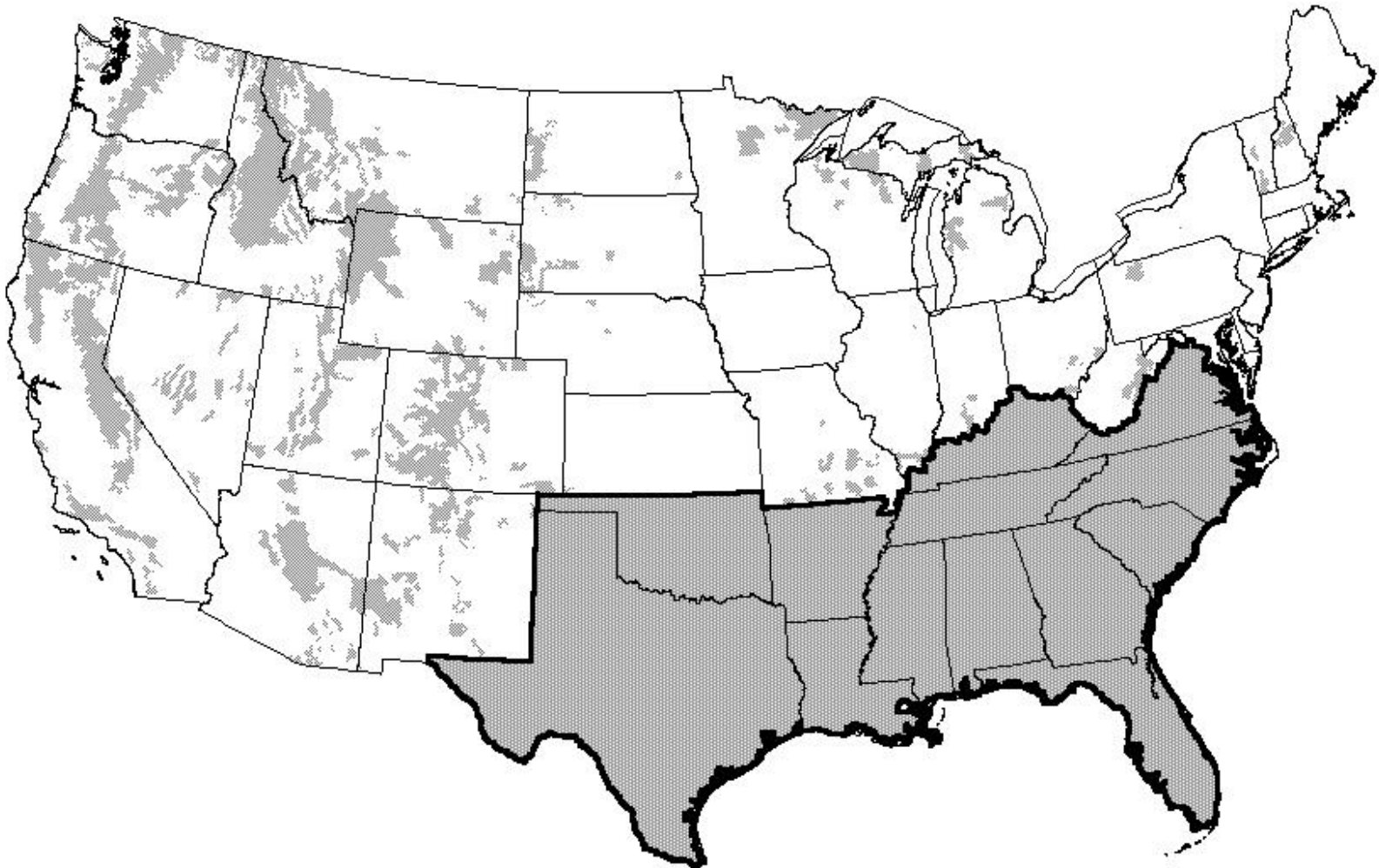


**NATIONAL GRASSLANDS – PACIFIC NORTHWEST REGION
REGION 6**



	Number of Permittees	CATTLE		HORSES & BURROS		SHEEP & GOATS		TOTAL	
		NUMBER	HMS AUMS	NUMBER	HMS AUMS	NUMBER	HMS AUMS	NUMBER	HMS AUMS
PERMITTED TO GRAZE	20	2,928	18,103	28	198	0	0	2,956	18,301
			23,957		238		0		24,195
AUTHORIZED TO GRAZE PAID PERMITS	20	2,928	28,176	28	198	0	0	2,956	28,374
			37,253		238		0		37,491
FREE USE									
PRIVATE LANDS									
CROSSING									
TOTAL AUTHORIZED	20	2,928	28,176	28	198	0	0	2,956	28,374
			37,253		238		0		37,491
TOTAL UN-AUTHORIZED									
WILD HORSES									
WILD BURROS									

SOUTHERN REGION – (REGION 8)



**US DEPARTMENT OF AGRICULTURE – FOREST SERVICE
ANNUAL GRAZING STATISTICAL REPORT
GRAZING SEASON 2005**



**NATIONAL FOREST SYSTEM – SOUTHERN REGION
REGION 8**



	Number of Permittees	CATTLE		HORSES & BURROS		SHEEP & GOATS		TOTAL	
		NUMBER	HMS AUMS	NUMBER	HMS AUMS	NUMBER	HMS AUMS	NUMBER	HMS AUMS
PERMITTED TO GRAZE	162	4,607	35,270	182	1,917	0	0	4,789	37,187
			45,518		1,660		0		47,178
AUTHORIZED TO GRAZE PAID PERMITS	112	3,024	21,194	173	1,914	0	0	3,197	23,108
			27,741		1,656		0		29,397
FREE USE									
PRIVATE LANDS									
CROSSING									
TOTAL AUTHORIZED	112	3,024	21,194	173	1,914	0	0	3,197	23,108
			27,741		1,656		0		29,397
TOTAL UN-AUTHORIZED									
WILD HORSES									
WILD BURROS									

**US DEPARTMENT OF AGRICULTURE – FOREST SERVICE
ANNUAL GRAZING STATISTICAL REPORT
GRAZING SEASON 2005**



**NATIONAL FORESTS – SOUTHERN REGION
REGION 8**



	Number of Permittees	CATTLE		HORSES & BURROS		SHEEP & GOATS		TOTAL	
		NUMBER	HMS AUMS	NUMBER	HMS AUMS	NUMBER	HMS AUMS	NUMBER	HMS AUMS
PERMITTED TO GRAZE	139	3,825	27,711	182	1,917	0	0	4,007	29,628
			35,693		1,660		0		37,353
AUTHORIZED TO GRAZE PAID PERMITS	91	2,432	16,915	173	1,914	0	0	2,605	18,829
			22,093		1,656		0		23,749
FREE USE									
PRIVATE LANDS									
CROSSING									
TOTAL AUTHORIZED	91	2,432	16,915	173	1,914	0	0	2,605	18,829
			22,093		1,656		0		23,749
TOTAL UN-AUTHORIZED									
WILD HORSES									
WILD BURROS									

**US DEPARTMENT OF AGRICULTURE – FOREST SERVICE
ANNUAL GRAZING STATISTICAL REPORT
GRAZING SEASON 2005**

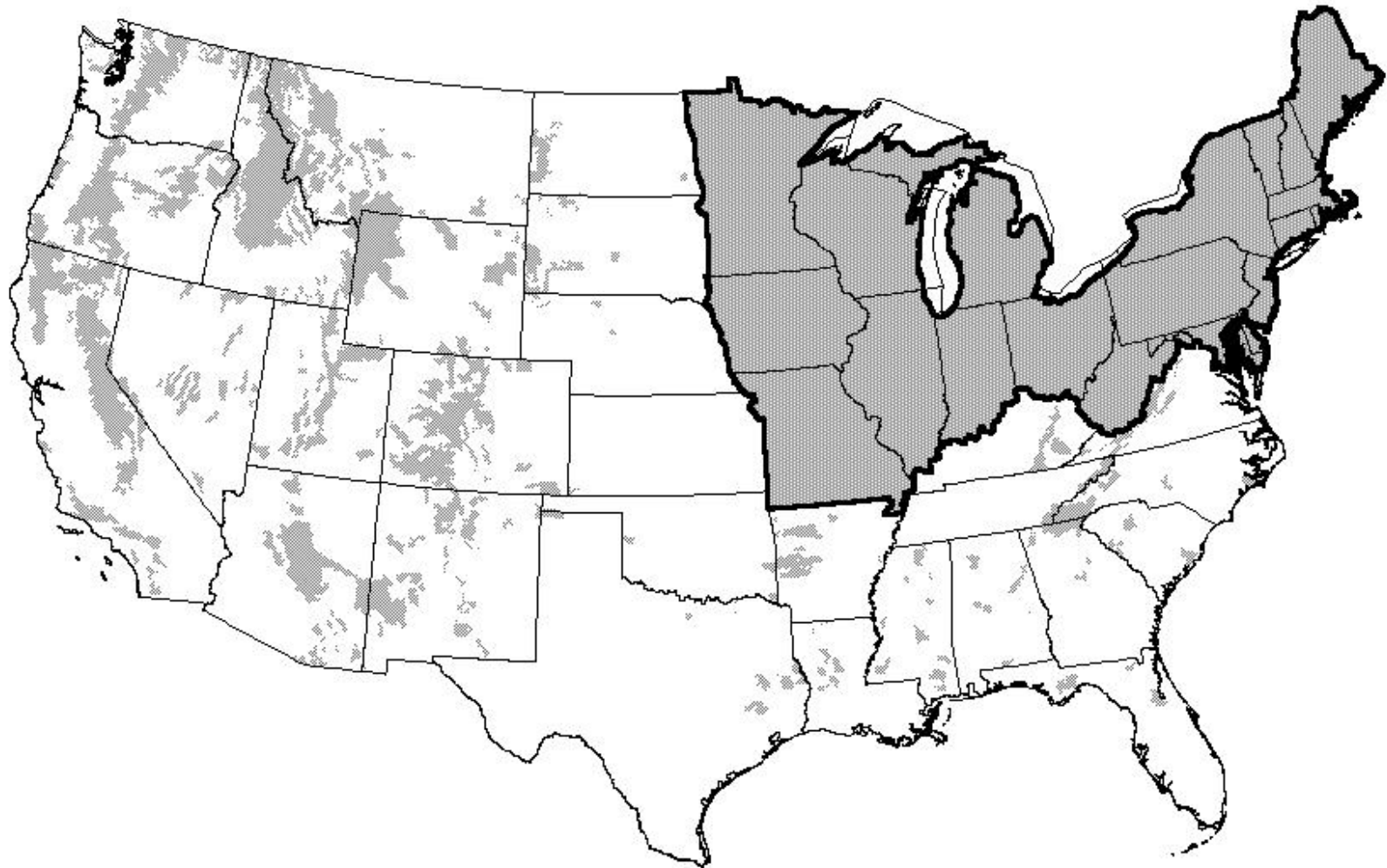


**NATIONAL GRASSLANDS – SOUTHERN REGION
REGION 8**



	Number of Permittees	CATTLE		HORSES & BURROS		SHEEP & GOATS		TOTAL	
		NUMBER	HMS AUMS	NUMBER	HMS AUMS	NUMBER	HMS AUMS	NUMBER	HMS AUMS
PERMITTED TO GRAZE	23	782	7,559	0	0	0	0	782	7,559
			9,825		0		0		9,825
AUTHORIZED TO GRAZE PAID PERMITS	21	592	4,279	0	0	0	0	592	4,279
			5,648		0		0		5,648
FREE USE									
PRIVATE LANDS									
CROSSING									
TOTAL AUTHORIZED	21	592	4,279	0	0	0	0	592	4,279
			5,648		0		0		5,648
TOTAL UN-AUTHORIZED									
WILD HORSES									
WILD BURROS									

EASTERN REGION – (REGION 9)



**US DEPARTMENT OF AGRICULTURE – FOREST SERVICE
ANNUAL GRAZING STATISTICAL REPORT
GRAZING SEASON 2005**

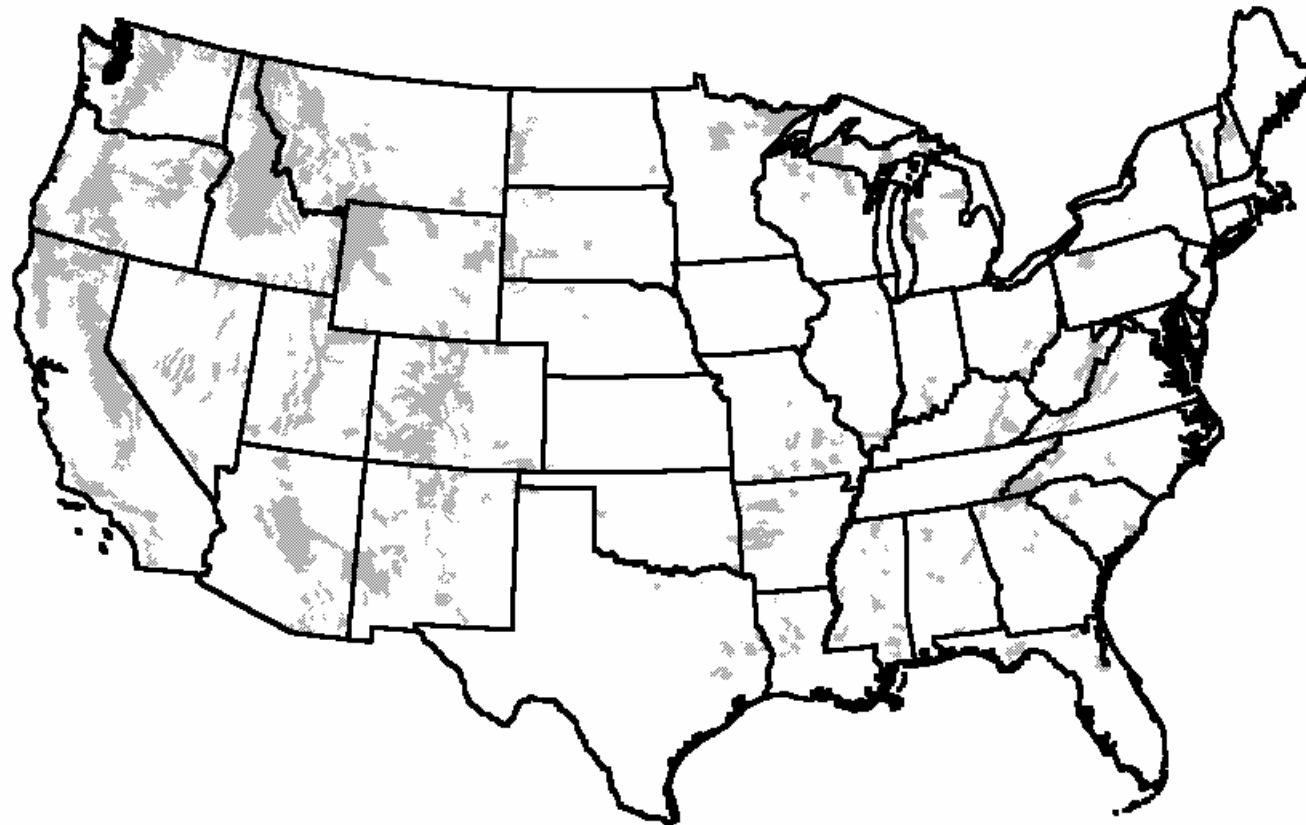


**NATIONAL FORESTS – EASTERN REGION
REGION 9**



	Number of Permittees	CATTLE		HORSES & BURROS		SHEEP & GOATS		TOTAL	
		NUMBER	HMS AUMS	NUMBER	HMS AUMS	NUMBER	HMS AUMS	NUMBER	HMS AUMS
PERMITTED TO GRAZE	102	5,224	37,063	32	159	30	152	5,286	37,374
			47,356		191		30		47,577
AUTHORIZED TO GRAZE PAID PERMITS	84	5,624	30,915	27	137	30	152	5,681	31,204
			39,706		165		30		39,901
FREE USE									
PRIVATE LANDS									
CROSSING									
TOTAL AUTHORIZED	84	5,624	30,915	27	137	30	152	5,681	31,204
			39,706		165		30		39,901
TOTAL UN-AUTHORIZED									
WILD HORSES									
WILD BURROS									

**2005
GRAZING STATISTICAL SUMMARY
STATE SUMMARY**



**US DEPARTMENT OF AGRICULTURE – FOREST SERVICE
ANNUAL GRAZING STATISTICAL REPORT
GRAZING SEASON 2005**



NATIONAL FORESTS – ALABAMA



	Number of Permittees	CATTLE		HORSES & BURROS		SHEEP & GOATS		TOTAL	
		NUMBER	HMS AUMS	NUMBER	HMS AUMS	NUMBER	HMS AUMS	NUMBER	HMS AUMS
PERMITTED TO GRAZE	2	60	424	4	28	0	0	64	452
			560		34		0		594
AUTHORIZED TO GRAZE PAID PERMITS	2	60	424	4	28	0	0	64	452
			560		34		0		594
FREE USE									
PRIVATE LANDS									
CROSSING									
TOTAL AUTHORIZED	2	60	424	4	28	0	0	64	452
			560		34		0		594
TOTAL UN-AUTHORIZED									
WILD HORSES									
WILD BURROS									

**US DEPARTMENT OF AGRICULTURE – FOREST SERVICE
ANNUAL GRAZING STATISTICAL REPORT
GRAZING SEASON 2005**



NATIONAL FORESTS – ARIZONA



	Number of Permittees	CATTLE		HORSES & BURROS		SHEEP & GOATS		TOTAL	
		NUMBER	HMS AUMS	NUMBER	HMS AUMS	NUMBER	HMS AUMS	NUMBER	HMS AUMS
PERMITTED TO GRAZE	427	129,882	1,057,837	652	5,080	55,413	112,798	185,947	1,175,715
			1,286,492		5,999		22,559		1,315,050
AUTHORIZED TO GRAZE PAID PERMITS	392	84,604	462,555	713	6,127	48,578	100,415	133,895	569,097
			564,943		7,280		20,633		592,856
FREE USE									
PRIVATE LANDS	21	287	4,863	52	684	0	2,036	339	7,583
			6,419		821		407		7,647
CROSSING									
TOTAL AUTHORIZED	392	84,604	462,555	713	6,127	48,578	100,415	133,895	569,097
			564,943		7,280		20,633		592,856
TOTAL UN-AUTHORIZED	2	475	74	5	0	0	0	480	74
			83		0		0		83
WILD HORSES	0	0	0	9	108	0	0	9	108
			0		65		0		65
WILD BURROS									

**US DEPARTMENT OF AGRICULTURE – FOREST SERVICE
ANNUAL GRAZING STATISTICAL REPORT
GRAZING SEASON 2005**



NATIONAL FORESTS – ARKANSAS



	Number of Permittees	CATTLE		HORSES & BURROS		SHEEP & GOATS		TOTAL	
		NUMBER	HMS AUMS	NUMBER	HMS AUMS	NUMBER	HMS AUMS	NUMBER	HMS AUMS
PERMITTED TO GRAZE	57	1,504	9,296	4	24	0	0	1,508	9,320
			12,194		29		0		12,223
AUTHORIZED TO GRAZE PAID PERMITS	25	743	4,531	2	12	0	0	745	4,543
			5,981		14		0		5,995
FREE USE									
PRIVATE LANDS									
CROSSING									
TOTAL AUTHORIZED	25	743	4,531	2	12	0	0	745	4,543
			5,981		14		0		5,995
TOTAL UN-AUTHORIZED									
WILD HORSES									
WILD BURROS									

**US DEPARTMENT OF AGRICULTURE – FOREST SERVICE
ANNUAL GRAZING STATISTICAL REPORT
GRAZING SEASON 2005**



NATIONAL FOREST SYSTEM – CALIFORNIA



	Number of Permittees	CATTLE		HORSES & BURROS		SHEEP & GOATS		TOTAL	
		NUMBER	HMS AUMS	NUMBER	HMS AUMS	NUMBER	HMS AUMS	NUMBER	HMS AUMS
PERMITTED TO GRAZE	466	82,566	382,672	232	1,561	54,350	170,664	137,148	554,897
			493,625		1,873		44,305		539,803
AUTHORIZED TO GRAZE PAID PERMITS	413	71,364	276,472	257	1,505	38,340	105,496	109,961	383,473
			353,969		1,805		25,273		381,047
FREE USE									
PRIVATE LANDS	29	299	4,598	0	0	500	2,364	799	6,962
			6,091		0		489		6,580
CROSSING									
TOTAL AUTHORIZED	413	71,364	276,472	257	1,505	38,340	105,496	109,961	383,473
			353,969		1,805		25,273		381,047
TOTAL UN-AUTHORIZED	2	77	22	0	0	0	0	77	22
			28		0		0		28
WILD HORSES	0	0	0	667	5,748	0	0	667	5,748
			0		6,898		0		6,898
WILD BURROS	0	0	0	60	720	0	0	60	720
			0		432		0		432

**US DEPARTMENT OF AGRICULTURE – FOREST SERVICE
ANNUAL GRAZING STATISTICAL REPORT
GRAZING SEASON 2005**



NATIONAL FORESTS – CALIFORNIA



	Number of Permittees	CATTLE		HORSES & BURROS		SHEEP & GOATS		TOTAL	
		NUMBER	HMS AUMS	NUMBER	HMS AUMS	NUMBER	HMS AUMS	NUMBER	HMS AUMS
PERMITTED TO GRAZE	466	82,566	382,672	232	1,561	54,350	170,664	137,148	554,897
			493,625				1,873		
AUTHORIZED TO GRAZE PAID PERMITS	413	71,364	276,472	257	1,505	38,340	105,496	109,961	383,473
			353,969				1,805		
FREE USE									
PRIVATE LANDS	29	299	4,598	0	0	500	2,364	799	6,962
			6,091				0		
CROSSING									
TOTAL AUTHORIZED	413	71,364	276,472	257	1,505	38,340	105,496	109,961	383,473
			353,969				1,805		
TOTAL UN-AUTHORIZED	2	77	22	0	0	0	0	77	22
			28				0		
WILD HORSES	0	0	0	667	5,748	0	0	667	5,748
			0				6,898		
WILD BURROS	0	0	0	60	720	0	0	60	720
			0				432		

**US DEPARTMENT OF AGRICULTURE – FOREST SERVICE
ANNUAL GRAZING STATISTICAL REPORT
GRAZING SEASON 2005**



NATIONAL GRASSLANDS – CALIFORNIA



Number of Permittees	CATTLE		HORSES & BURROS		SHEEP & GOATS		TOTAL	
	NUMBER	HMS AUMS	NUMBER	HMS AUMS	NUMBER	HMS AUMS	NUMBER	HMS AUMS
PERMITTED TO GRAZE								
AUTHORIZED TO GRAZE PAID PERMITS								
FREE USE								
PRIVATE LANDS								
CROSSING								
TOTAL AUTHORIZED								
TOTAL UN-AUTHORIZED								
WILD HORSES								
WILD BURROS								

**US DEPARTMENT OF AGRICULTURE – FOREST SERVICE
ANNUAL GRAZING STATISTICAL REPORT
GRAZING SEASON 2005**



NATIONAL FOREST SYSTEM – COLORADO



	Number of Permittees	CATTLE		HORSES & BURROS		SHEEP & GOATS		TOTAL	
		NUMBER	HMS AUMS	NUMBER	HMS AUMS	NUMBER	HMS AUMS	NUMBER	HMS AUMS
PERMITTED TO GRAZE	740	165,702	682,132	650	2,304	147,859	335,979	314,211	1,020,415
			864,660		2,763		99,145		966,568
AUTHORIZED TO GRAZE PAID PERMITS	707	143,687	547,318	621	2,278	133,480	288,103	277,788	837,699
			687,092		2,734		84,587		774,413
FREE USE	1	0	0	3	20	0	0	3	20
			0		24		0		24
PRIVATE LANDS	19	591	3,368	0	0	135	232	726	3,600
			4,028		0		70		4,098
CROSSING	2	150	10	0	0	1,350	276	1,500	286
			13		0		83		96
TOTAL AUTHORIZED	710	143,837	547,328	624	2,298	134,840	288,379	279,291	838,005
			687,105		2,758		84,670		774,533
TOTAL UN-AUTHORIZED	1	0	0	10	2	0	0	10	2
			0		12		0		12
WILD HORSES									
WILD BURROS									

**US DEPARTMENT OF AGRICULTURE – FOREST SERVICE
ANNUAL GRAZING STATISTICAL REPORT
GRAZING SEASON 2005**



NATIONAL FORESTS – COLORADO



	Number of Permittees	CATTLE		HORSES & BURROS		SHEEP & GOATS		TOTAL	
		NUMBER	HMS AUMS	NUMBER	HMS AUMS	NUMBER	HMS AUMS	NUMBER	HMS AUMS
PERMITTED TO GRAZE	722	145,077	521,226	650	2,304	147,859	335,979	293,586	859,509
			655,411		2,763		99,145		757,319
AUTHORIZED TO GRAZE PAID PERMITS	695	123,658	435,812	621	2,278	133,480	288,103	257,759	726,193
			543,763		2,734		84,587		631,084
FREE USE	1	0	0	3	20	0	0	3	20
			0		24		0		24
PRIVATE LANDS	15	235	1,538	0	0	135	232	370	1,770
			1,762		0		70		1,832
CROSSING	2	150	10	0	0	1,350	276	1,500	286
			13		0		83		96
TOTAL AUTHORIZED	698	123,808	435,822	624	2,298	134,830	288,379	259,262	726,499
			543,776		2,758		84,670		631,204
TOTAL UN-AUTHORIZED	1	0	0	10	2	0	0	10	2
			0		12		0		12
WILD HORSES									
WILD BURROS									

**US DEPARTMENT OF AGRICULTURE – FOREST SERVICE
ANNUAL GRAZING STATISTICAL REPORT
GRAZING SEASON 2005**



NATIONAL GRASSLANDS – COLORADO



	Number of Permittees	CATTLE		HORSES & BURROS		SHEEP & GOATS		TOTAL	
		NUMBER	HMS AUMS	NUMBER	HMS AUMS	NUMBER	HMS AUMS	NUMBER	HMS AUMS
PERMITTED TO GRAZE	18	20,625	160,906 209,249	0	0 0	0	0 0	20,625	160,906 209,249
AUTHORIZED TO GRAZE PAID PERMITS	12	20,029	111,506 143,329	0	0 0	0	0 0	20,029	111,506 143,329
FREE USE									
PRIVATE LANDS	4	356	1,830 2,266	0	0 0	0	0 0	356	1,830 2,266
CROSSING									
TOTAL AUTHORIZED	12	20,029	111,506 143,329	0	0 0	0	0 0	20,029	111,506 143,329
TOTAL UN-AUTHORIZED									
WILD HORSES									
WILD BURROS									

**US DEPARTMENT OF AGRICULTURE – FOREST SERVICE
ANNUAL GRAZING STATISTICAL REPORT
GRAZING SEASON 2005**



NATIONAL FORESTS – FLORIDA



	Number of Permittees	CATTLE		HORSES & BURROS		SHEEP & GOATS		TOTAL	
		NUMBER	HMS AUMS	NUMBER	HMS AUMS	NUMBER	HMS AUMS	NUMBER	HMS AUMS
PERMITTED TO GRAZE	2	50	600	0	0	0	0	50	600
			792		0		0		792
AUTHORIZED TO GRAZE PAID PERMITS									
FREE USE									
PRIVATE LANDS									
CROSSING									
TOTAL AUTHORIZED									
TOTAL UN-AUTHORIZED									
WILD HORSES									
WILD BURROS									

**US DEPARTMENT OF AGRICULTURE – FOREST SERVICE
ANNUAL GRAZING STATISTICAL REPORT
GRAZING SEASON 2005**



NATIONAL FORESTS – GEORGIA



	Number of Permittees	CATTLE		HORSES & BURROS		SHEEP & GOATS		TOTAL	
		NUMBER	HMS AUMS	NUMBER	HMS AUMS	NUMBER	HMS AUMS	NUMBER	HMS AUMS
PERMITTED TO GRAZE	11	328	3,938	8	1	0	0	336	3,939
			5,121		1		0		5,122
AUTHORIZED TO GRAZE PAID PERMITS	7	193	2,316	0	0	0	0	193	2,316
			3,057		0		0		3,057
FREE USE									
PRIVATE LANDS									
CROSSING									
TOTAL AUTHORIZED	7	193	2,316	0	0	0	0	193	2,316
			3,057		0		0		3,057
TOTAL UN-AUTHORIZED									
WILD HORSES									
WILD BURROS									

**US DEPARTMENT OF AGRICULTURE – FOREST SERVICE
ANNUAL GRAZING STATISTICAL REPORT
GRAZING SEASON 2005**



NATIONAL FOREST SYSTEM – IDAHO



	Number of Permittees	CATTLE		HORSES & BURROS		SHEEP & GOATS		TOTAL	
		NUMBER	HMS AUMS	NUMBER	HMS AUMS	NUMBER	HMS AUMS	NUMBER	HMS AUMS
PERMITTED TO GRAZE	779	122,967	474,736	1,283	2,387	230,404	659,423	354,654	1,136,546
			621,241						
AUTHORIZED TO GRAZE PAID PERMITS	764	122,722	422,028	672	2,175	211,291	515,751	334,685	939,954
			553,443						
FREE USE	1	0	0	0	0	2,200	8,934	2,200	8,934
			0						0
PRIVATE LANDS	40	1,143	5,081	0	0	2,416	443	3,559	5,524
			6,605						0
CROSSING									
TOTAL AUTHORIZED	765	122,722	422,028	672	2,175	213,491	524,685	336,885	948,888
			553,443						2,610
TOTAL UN-AUTHORIZED	2	200	178	0	0	700	230	900	408
			235						0
WILD HORSES									
WILD BURROS									

**US DEPARTMENT OF AGRICULTURE – FOREST SERVICE
ANNUAL GRAZING STATISTICAL REPORT
GRAZING SEASON 2005**



NATIONAL FORESTS – IDAHO



	Number of Permittees	CATTLE		HORSES & BURROS		SHEEP & GOATS		TOTAL	
		NUMBER	HMS AUMS	NUMBER	HMS AUMS	NUMBER	HMS AUMS	NUMBER	HMS AUMS
PERMITTED TO GRAZE	777	118,768	453,235	1,283	2,387	230,404	659,423	350,455	1,115,045
			592,856						
AUTHORIZED TO GRAZE PAID PERMITS	762	118,645	401,446	672	2,175	211,291	515,751	330,608	919,372
			526,271						
FREE USE	1	0	0	0	0	2,200	8,934	2,200	8,934
			0						2,345
PRIVATE LANDS	40	1,143	5,081	0	0	2,416	443	3,559	5,524
			6,605						133
CROSSING									
TOTAL AUTHORIZED	763	118,645	401,446	672	2,175	213,491	524,685	332,808	928,306
			526,271						2,610
TOTAL UN-AUTHORIZED	2	200	178	0	0	700	230	900	408
			235						69
WILD HORSES									
WILD BURROS									

**US DEPARTMENT OF AGRICULTURE – FOREST SERVICE
ANNUAL GRAZING STATISTICAL REPORT
GRAZING SEASON 2005**



NATIONAL GRASSLANDS – IDAHO



	Number of Permittees	CATTLE		HORSES & BURROS		SHEEP & GOATS		TOTAL	
		NUMBER	HMS AUMS	NUMBER	HMS AUMS	NUMBER	HMS AUMS	NUMBER	HMS AUMS
PERMITTED TO GRAZE	2	4,199	21,501 28,385	0	0 0	0	0 0	4,199	21,501 28,385
AUTHORIZED TO GRAZE PAID PERMITS	2	4,077	20,582 27,172	0	0 0	0	0 0	4,077	20,582 27,172
FREE USE									
PRIVATE LANDS									
CROSSING									
TOTAL AUTHORIZED	2	4,077	20,582 27,172	0	0 0	0	0 0	4,077	20,582 27,172
TOTAL UN-AUTHORIZED									
WILD HORSES									
WILD BURROS									

**US DEPARTMENT OF AGRICULTURE – FOREST SERVICE
ANNUAL GRAZING STATISTICAL REPORT
GRAZING SEASON 2005**



NATIONAL FORESTS – ILLINOIS



	Number of Permittees	CATTLE		HORSES & BURROS		SHEEP & GOATS		TOTAL	
		NUMBER	HMS AUMS	NUMBER	HMS AUMS	NUMBER	HMS AUMS	NUMBER	HMS AUMS
PERMITTED TO GRAZE									
AUTHORIZED TO GRAZE PAID PERMITS									
FREE USE									
PRIVATE LANDS									
CROSSING									
TOTAL AUTHORIZED									
TOTAL UN-AUTHORIZED									
WILD HORSES									
WILD BURROS									

**US DEPARTMENT OF AGRICULTURE – FOREST SERVICE
ANNUAL GRAZING STATISTICAL REPORT
GRAZING SEASON 2005**



NATIONAL FORESTS – INDIANA



	Number of Permittees	CATTLE		HORSES & BURROS		SHEEP & GOATS		TOTAL	
		NUMBER	HMS AUMS	NUMBER	HMS AUMS	NUMBER	HMS AUMS	NUMBER	HMS AUMS
PERMITTED TO GRAZE									
AUTHORIZED TO GRAZE PAID PERMITS									
FREE USE									
PRIVATE LANDS									
CROSSING									
TOTAL AUTHORIZED									
TOTAL UN-AUTHORIZED									
WILD HORSES									
WILD BURROS									

**US DEPARTMENT OF AGRICULTURE – FOREST SERVICE
ANNUAL GRAZING STATISTICAL REPORT
GRAZING SEASON 2005**



NATIONAL GRASSLANDS – KANSAS



	Number of Permittees	CATTLE		HORSES & BURROS		SHEEP & GOATS		TOTAL	
		NUMBER	HMS AUMS	NUMBER	HMS AUMS	NUMBER	HMS AUMS	NUMBER	HMS AUMS
PERMITTED TO GRAZE	1	5,216	37,255	0	0	0	0	5,216	37,255
			44,191		0		0		44,191
AUTHORIZED TO GRAZE PAID PERMITS	1	4,920	29,350	0	0	0	0	4,920	29,350
			34,623		0		0		34,623
FREE USE		0	0	0	0	0	0	0	0
			0		0		0		0
PRIVATE LANDS		0	0	0	0	0	0	0	0
			0		0		0		0
CROSSING		0	0	0	0	0	0	0	0
			0		0		0		0
TOTAL AUTHORIZED	1	4,920	29,350	0	0	0	0	4,920	29,350
			34,623		0		0		34,623
TOTAL UN-AUTHORIZED									
WILD HORSES									
WILD BURROS									

**US DEPARTMENT OF AGRICULTURE – FOREST SERVICE
ANNUAL GRAZING STATISTICAL REPORT
GRAZING SEASON 2005**



NATIONAL FORESTS – LOUISIANA



	Number of Permittees	CATTLE		HORSES & BURROS		SHEEP & GOATS		TOTAL	
		NUMBER	HMS AUMS	NUMBER	HMS AUMS	NUMBER	HMS AUMS	NUMBER	HMS AUMS
PERMITTED TO GRAZE	2	42	167	0	0	0	0	42	167
			222		0		0		222
AUTHORIZED TO GRAZE PAID PERMITS	2	42	167	0	0	0	0	42	167
			222		0		0		222
FREE USE									
PRIVATE LANDS									
CROSSING									
TOTAL AUTHORIZED	2	42	167	0	0	0	0	42	167
			222		0		0		222
TOTAL UN-AUTHORIZED									
WILD HORSES									
WILD BURROS									

**US DEPARTMENT OF AGRICULTURE – FOREST SERVICE
ANNUAL GRAZING STATISTICAL REPORT
GRAZING SEASON 2005**



NATIONAL FORESTS – MICHIGAN



	Number of Permittees	CATTLE		HORSES & BURROS		SHEEP & GOATS		TOTAL	
		NUMBER	HMS AUMS	NUMBER	HMS AUMS	NUMBER	HMS AUMS	NUMBER	HMS AUMS
PERMITTED TO GRAZE	4	281	1,004	0	0	0	0	281	1,004
			1,004		0		0		1,004
AUTHORIZED TO GRAZE PAID PERMITS	1	1	8	0	0	0	0	1	8
			8		0		0		8
FREE USE									
PRIVATE LANDS									
CROSSING									
TOTAL AUTHORIZED	1	1	8	0	0	0	0	1	8
			8		0		0		8
TOTAL UN-AUTHORIZED									
WILD HORSES									
WILD BURROS									

**US DEPARTMENT OF AGRICULTURE – FOREST SERVICE
ANNUAL GRAZING STATISTICAL REPORT
GRAZING SEASON 2005**



NATIONAL FORESTS – MINNESOTA



	Number of Permittees	CATTLE		HORSES & BURROS		SHEEP & GOATS		TOTAL	
		NUMBER	HMS AUMS	NUMBER	HMS AUMS	NUMBER	HMS AUMS	NUMBER	HMS AUMS
PERMITTED TO GRAZE	2	51	82 108	0	0 0	0	0 0	51	82 108
AUTHORIZED TO GRAZE PAID PERMITS	1	36	37 49	0	0 0	0	0 0	36	37 49
FREE USE									
PRIVATE LANDS									
CROSSING									
TOTAL AUTHORIZED	1	36	37 49	0	0 0	0	0 0	36	37 49
TOTAL UN-AUTHORIZED									
WILD HORSES									
WILD BURROS									

**US DEPARTMENT OF AGRICULTURE – FOREST SERVICE
ANNUAL GRAZING STATISTICAL REPORT
GRAZING SEASON 2005**



NATIONAL FORESTS – MISSISSIPPI



	Number of Permittees	CATTLE		HORSES & BURROS		SHEEP & GOATS		TOTAL	
		NUMBER	HMS AUMS	NUMBER	HMS AUMS	NUMBER	HMS AUMS	NUMBER	HMS AUMS
PERMITTED TO GRAZE	5	114	802	0	0	0	0	114	802
			802		0		0		802
AUTHORIZED TO GRAZE PAID PERMITS	3	20	140	0	0	0	0	20	140
			140		0		0		140
FREE USE									
PRIVATE LANDS									
CROSSING									
TOTAL AUTHORIZED	3	20	140	0	0	0	0	20	140
			140		0		0		140
TOTAL UN-AUTHORIZED									
WILD HORSES									
WILD BURROS									

**US DEPARTMENT OF AGRICULTURE – FOREST SERVICE
ANNUAL GRAZING STATISTICAL REPORT
GRAZING SEASON 2005**



NATIONAL FORESTS – MISSOURI



	Number of Permittees	CATTLE		HORSES & BURROS		SHEEP & GOATS		TOTAL	
		NUMBER	HMS AUMS	NUMBER	HMS AUMS	NUMBER	HMS AUMS	NUMBER	HMS AUMS
PERMITTED TO GRAZE	33	1,524	6,712	2	13	0	0	1,526	6,725
			8,600		16		0		8,616
AUTHORIZED TO GRAZE PAID PERMITS	27	1,275	5,172	2	13	0	0	1,277	5,185
			6,567		16		0		6,583
FREE USE									
PRIVATE LANDS									
CROSSING									
TOTAL AUTHORIZED	27	1,275	5,172	2	13	0	0	1,277	5,185
			6,567		16		0		6,583
TOTAL UN-AUTHORIZED									
WILD HORSES	0	0	0	2	24	0	0	2	24
			0		29		0		29
WILD BURROS									

**US DEPARTMENT OF AGRICULTURE – FOREST SERVICE
ANNUAL GRAZING STATISTICAL REPORT
GRAZING SEASON 2005**



NATIONAL FORESTS – MONTANA



	Number of Permittees	CATTLE		HORSES & BURROS		SHEEP & GOATS		TOTAL	
		NUMBER	HMS AUMS	NUMBER	HMS AUMS	NUMBER	HMS AUMS	NUMBER	HMS AUMS
PERMITTED TO GRAZE	825	116,687	438,356	1,340	6,307	25,550	43,231	143,577	487,894
			559,254		7,571		12,852		579,677
AUTHORIZED TO GRAZE PAID PERMITS	802	107,163	353,765	821	2,730	20,300	32,719	128,284	389,214
			445,798		3,276		9,816		458,890
FREE USE									
PRIVATE LANDS	122	5,816	19,715	43	111	0	0	5,859	19,826
			24,422		133		0		24,555
CROSSING									
TOTAL AUTHORIZED	802	107,163	353,765	821	2,730	20,300	32,719	128,284	389,214
			445,798		3,276		9,816		458,890
TOTAL UN-AUTHORIZED	1	158	88	0	0	0	0	158	88
			116		0		0		116
WILD HORSES									
WILD BURROS									

**US DEPARTMENT OF AGRICULTURE – FOREST SERVICE
ANNUAL GRAZING STATISTICAL REPORT
GRAZING SEASON 2005**



NATIONAL FOREST SYSTEM – NEBRASKA



	Number of Permittees	CATTLE		HORSES & BURROS		SHEEP & GOATS		TOTAL	
		NUMBER	HMS AUMS	NUMBER	HMS AUMS	NUMBER	HMS AUMS	NUMBER	HMS AUMS
PERMITTED TO GRAZE	76	20,984	88,388 113,991	4	8 10	0	0 0	20,988	88,396 114,001
AUTHORIZED TO GRAZE PAID PERMITS	73	22,470	79,241 101,860	4	8 10	0	0 0	22,474	79,249 101,870
FREE USE									
PRIVATE LANDS									
CROSSING									
TOTAL AUTHORIZED	73	22,470	79,241 101,860	4	8 10	0	0 0	22,474	79,249 101,870
TOTAL UN-AUTHORIZED									
WILD HORSES									
WILD BURROS									

**US DEPARTMENT OF AGRICULTURE – FOREST SERVICE
ANNUAL GRAZING STATISTICAL REPORT
GRAZING SEASON 2005**



NATIONAL FORESTS – NEBRASKA



	Number of Permittees	CATTLE		HORSES & BURROS		SHEEP & GOATS		TOTAL	
		NUMBER	HMS AUMS	NUMBER	HMS AUMS	NUMBER	HMS AUMS	NUMBER	HMS AUMS
PERMITTED TO GRAZE	74	15,324	68,172	4	8	0	0	15,328	68,180
			87,825		10		0		87,835
AUTHORIZED TO GRAZE PAID PERMITS	71	15,343	62,803	4	8	0	0	15,347	62,811
			80,639		10		0		80,649
FREE USE		0	0	0	0	0	0	0	0
			0		0		0		0
PRIVATE LANDS		0	0	0	0	0	0	0	0
			0		0		0		0
CROSSING		0	0	0	0	0	0	0	0
			0		0		0		0
TOTAL AUTHORIZED	71	15,343	62,803	4	8	0	0	15,347	62,811
			80,639		10		0		80,649
TOTAL UN-AUTHORIZED									
WILD HORSES									
WILD BURROS									

**US DEPARTMENT OF AGRICULTURE – FOREST SERVICE
ANNUAL GRAZING STATISTICAL REPORT
GRAZING SEASON 2005**



NATIONAL GRASSLANDS – NEBRASKA



	Number of Permittees	CATTLE		HORSES & BURROS		SHEEP & GOATS		TOTAL	
		NUMBER	HMS AUMS	NUMBER	HMS AUMS	NUMBER	HMS AUMS	NUMBER	HMS AUMS
PERMITTED TO GRAZE	2	5,660	20,216 26,166	0	0 0	0	0 0	5,660	20,216 26,166
AUTHORIZED TO GRAZE PAID PERMITS	2	7,127	16,438 21,221	0	0 0	0	0 0	7,127	16,438 21,221
FREE USE									
PRIVATE LANDS									
CROSSING									
TOTAL AUTHORIZED	2	7,127	16,438 21,221	0	0 0	0	0 0	7,127	16,438 21,221
TOTAL UN-AUTHORIZED									
WILD HORSES									
WILD BURROS									

**US DEPARTMENT OF AGRICULTURE – FOREST SERVICE
ANNUAL GRAZING STATISTICAL REPORT
GRAZING SEASON 2005**



NATIONAL FORESTS – NEVADA



	Number of Permittees	CATTLE		HORSES & BURROS		SHEEP & GOATS		TOTAL	
		NUMBER	HMS AUMS	NUMBER	HMS AUMS	NUMBER	HMS AUMS	NUMBER	HMS AUMS
PERMITTED TO GRAZE	148	53,615	211,272	112	412	69,570	217,693	123,297	429,377
			274,752		494		58,708		333,954
AUTHORIZED TO GRAZE PAID PERMITS	134	52,184	148,405	84	327	78,446	126,016	130,714	274,748
			193,643		392		31,971		226,006
FREE USE	0	0	0	0	0	0	0	0	0
			0		0		0		0
PRIVATE LANDS	2	250	815	0	0	0	0	250	815
			675		0		0		675
CROSSING	0	0	0	0	0	0	0	0	0
			0		0		0		0
TOTAL AUTHORIZED	134	52,184	148,405	84	327	78,446	126,016	130,714	274,748
			193,643		392		31,971		226,006
TOTAL UN-AUTHORIZED	0	0	0	1,268	13,260	0	0	1,268	13,260
			0		15,912		0		15,912
WILD HORSES	0	0	0	143	1,716	0	0	143	1,716
			0		1,030		0		1,030
WILD BURROS									

**US DEPARTMENT OF AGRICULTURE – FOREST SERVICE
ANNUAL GRAZING STATISTICAL REPORT
GRAZING SEASON 2005**



NATIONAL FOREST SYSTEM – NEW MEXICO



	Number of Permittees	CATTLE		HORSES & BURROS		SHEEP & GOATS		TOTAL	
		NUMBER	HMS AUMS	NUMBER	HMS AUMS	NUMBER	HMS AUMS	NUMBER	HMS AUMS
PERMITTED TO GRAZE	686	84,575	749,123 923,962	385	4,340 5,208	3,914	23,056 5,691	88,874	776,519 934,861
AUTHORIZED TO GRAZE PAID PERMITS	672	63,209	413,836 517,117	338	3,329 3,995	1,534	3,262 953	65,081	420,427 522,065
FREE USE									
PRIVATE LANDS	33	496	4,366 5,763	36	432 518	0	0 0	532	4,798 6,281
CROSSING									
TOTAL AUTHORIZED	672	63,209	413,836 517,117	338	3,329 3,995	1,534	3,262 953	65,081	420,427 522,065
TOTAL UN-AUTHORIZED									
WILD HORSES	0	0	0 0	91	0 0	0	0 0	91	0 0
WILD BURROS									

**US DEPARTMENT OF AGRICULTURE – FOREST SERVICE
ANNUAL GRAZING STATISTICAL REPORT
GRAZING SEASON 2005**



NATIONAL FORESTS – NEW MEXICO



	Number of Permittees	CATTLE		HORSES & BURROS		SHEEP & GOATS		TOTAL	
		NUMBER	HMS AUMS	NUMBER	HMS AUMS	NUMBER	HMS AUMS	NUMBER	HMS AUMS
PERMITTED TO GRAZE	627	78,297	608,165	385	4,340	3,914	23,056	82,596	635,561
			757,274		5,208		5,691		768,173
AUTHORIZED TO GRAZE PAID PERMITS	613	57,321	363,266	338	3,329	1,534	3,262	59,193	369,857
			464,422		3,995		953		469,370
FREE USE									
PRIVATE LANDS	33	496	4,366	36	432	0	0	532	4,798
			5,763		518		0		6,281
CROSSING									
TOTAL AUTHORIZED	613	57,321	363,266	338	3,329	1,534	3,262	59,193	369,857
			464,422		3,995		953		469,370
TOTAL UN-AUTHORIZED									
WILD HORSES	0	0	0	91	0	0	0	91	0
			0		0		0		0
WILD BURROS									

**US DEPARTMENT OF AGRICULTURE – FOREST SERVICE
ANNUAL GRAZING STATISTICAL REPORT
GRAZING SEASON 2005**



NATIONAL GRASSLANDS – NEW MEXICO



	Number of Permittees	CATTLE		HORSES & BURROS		SHEEP & GOATS		TOTAL	
		NUMBER	HMS AUMS	NUMBER	HMS AUMS	NUMBER	HMS AUMS	NUMBER	HMS AUMS
PERMITTED TO GRAZE	59	6,278	140,958	0	0	0	0	6,278	140,958
			166,688		0		0		166,688
AUTHORIZED TO GRAZE PAID PERMITS	59	5,888	50,570	0	0	0	0	5,888	50,570
			52,695		0		0		52,695
FREE USE									
PRIVATE LANDS									
CROSSING									
TOTAL AUTHORIZED	59	5,888	50,570	0	0	0	0	5,888	50,570
			52,695		0		0		52,695
TOTAL UN-AUTHORIZED									
WILD HORSES									
WILD BURROS									

**US DEPARTMENT OF AGRICULTURE – FOREST SERVICE
ANNUAL GRAZING STATISTICAL REPORT
GRAZING SEASON 2005**



NATIONAL FORESTS – NEW YORK



	Number of Permittees	CATTLE		HORSES & BURROS		SHEEP & GOATS		TOTAL	
		NUMBER	HMS AUMS	NUMBER	HMS AUMS	NUMBER	HMS AUMS	NUMBER	HMS AUMS
PERMITTED TO GRAZE	1	1,231	7,042 9,295	0	0 0	0	0 0	1,231	7,042 9,295
AUTHORIZED TO GRAZE PAID PERMITS	1	1,231	7,042 9,295	0	0 0	0	0 0	1,231	7,042 9,295
FREE USE									
PRIVATE LANDS									
CROSSING									
TOTAL AUTHORIZED	1	1,231	7,042 9,295	0	0 0	0	0 0	1,231	7,042 9,295
TOTAL UN-AUTHORIZED									
WILD HORSES									
WILD BURROS									

**US DEPARTMENT OF AGRICULTURE – FOREST SERVICE
ANNUAL GRAZING STATISTICAL REPORT
GRAZING SEASON 2005**



NATIONAL FORESTS – NORTH CAROLINA



	Number of Permittees	CATTLE		HORSES & BURROS		SHEEP & GOATS		TOTAL	
		NUMBER	HMS AUMS	NUMBER	HMS AUMS	NUMBER	HMS AUMS	NUMBER	HMS AUMS
PERMITTED TO GRAZE									
AUTHORIZED TO GRAZE PAID PERMITS									
FREE USE									
PRIVATE LANDS									
CROSSING									
TOTAL AUTHORIZED									
TOTAL UN-AUTHORIZED									
WILD HORSES									
WILD BURROS									

**US DEPARTMENT OF AGRICULTURE – FOREST SERVICE
ANNUAL GRAZING STATISTICAL REPORT
GRAZING SEASON 2005**



NATIONAL GRASSLANDS – NORTH DAKOTA



	Number of Permittees	CATTLE		HORSES & BURROS		SHEEP & GOATS		TOTAL	
		NUMBER	HMS AUMS	NUMBER	HMS AUMS	NUMBER	HMS AUMS	NUMBER	HMS AUMS
PERMITTED TO GRAZE	7	88,979	622,397 797,186	998	7,733 9,279	0	0 0	89,977	630,130 806,465
AUTHORIZED TO GRAZE PAID PERMITS	6	50,318	349,637 448,296	543	4,374 5,249	0	0 0	50,861	354,011 453,545
FREE USE		0	0 0	0	0 0	0	0 0	0	0 0
PRIVATE LANDS									
CROSSING									
TOTAL AUTHORIZED	6	50,318	349,637 448,296	543	4,374 5,249	0	0 0	50,861	354,011 453,545
TOTAL UN-AUTHORIZED									
WILD HORSES									
WILD BURROS									

**US DEPARTMENT OF AGRICULTURE – FOREST SERVICE
ANNUAL GRAZING STATISTICAL REPORT
GRAZING SEASON 2005**



NATIONAL FORESTS – OHIO



	Number of Permittees	CATTLE		HORSES & BURROS		SHEEP & GOATS		TOTAL	
		NUMBER	HMS AUMS	NUMBER	HMS AUMS	NUMBER	HMS AUMS	NUMBER	HMS AUMS
PERMITTED TO GRAZE	3	98	606	0	0	0	0	98	606
			606		0		0		606
AUTHORIZED TO GRAZE PAID PERMITS	2	48	214	0	0	0	0	48	214
			214		0		0		214
FREE USE		0	0	0	0	0	0	0	0
			0		0		0		0
PRIVATE LANDS		0	0	0	0	0	0	0	0
			0		0		0		0
CROSSING		0	0	0	0	0	0	0	0
			0		0		0		0
TOTAL AUTHORIZED	2	48	214	0	0	0	0	48	214
			214		0		0		214
TOTAL UN-AUTHORIZED									
WILD HORSES									
WILD BURROS									

**US DEPARTMENT OF AGRICULTURE – FOREST SERVICE
ANNUAL GRAZING STATISTICAL REPORT
GRAZING SEASON 2005**



NATIONAL FOREST SYSTEM – OKLAHOMA



	Number of Permittees	CATTLE		HORSES & BURROS		SHEEP & GOATS		TOTAL	
		NUMBER	HMS AUMS	NUMBER	HMS AUMS	NUMBER	HMS AUMS	NUMBER	HMS AUMS
PERMITTED TO GRAZE	101	6,785	36,672 43,744	10	60 79	0	0 0	6,795	36,732 43,823
AUTHORIZED TO GRAZE PAID PERMITS	88	23,565	49,157 62,953	10	60 79	0	0 0	23,575	49,217 63,032
FREE USE									
PRIVATE LANDS									
CROSSING									
TOTAL AUTHORIZED	88	23,565	49,157 62,953	10	60 79	0	0 0	23,575	49,217 63,032
TOTAL UN-AUTHORIZED									
WILD HORSES									
WILD BURROS									

**US DEPARTMENT OF AGRICULTURE – FOREST SERVICE
ANNUAL GRAZING STATISTICAL REPORT
GRAZING SEASON 2005**



NATIONAL FORESTS – OKLAHOMA



	Number of Permittees	CATTLE		HORSES & BURROS		SHEEP & GOATS		TOTAL	
		NUMBER	HMS AUMS	NUMBER	HMS AUMS	NUMBER	HMS AUMS	NUMBER	HMS AUMS
PERMITTED TO GRAZE	20	780	5,717	10	60	0	0	790	5,777
			7,403		79		0		7,482
AUTHORIZED TO GRAZE PAID PERMITS	17	567	3,431	10	60	0	0	577	3,491
			4,529		79		0		4,608
FREE USE		0	0	0	0	0	0	0	0
			0		0		0		0
PRIVATE LANDS		0	0	0	0	0	0	0	0
			0		0		0		0
CROSSING		0	0	0	0	0	0	0	0
			0		0		0		0
TOTAL AUTHORIZED	17	567	3,431	10	60	0	0	577	3,491
			4,529		79		0		4,608
TOTAL UN-AUTHORIZED									
WILD HORSES									
WILD BURROS									

**US DEPARTMENT OF AGRICULTURE – FOREST SERVICE
ANNUAL GRAZING STATISTICAL REPORT
GRAZING SEASON 2005**



NATIONAL GRASSLANDS – OKLAHOMA



	Number of Permittees	CATTLE		HORSES & BURROS		SHEEP & GOATS		TOTAL	
		NUMBER	HMS AUMS	NUMBER	HMS AUMS	NUMBER	HMS AUMS	NUMBER	HMS AUMS
PERMITTED TO GRAZE	81	6,005	30,955	0	0	0	0	6,005	30,955
			36,341		0		0		36,341
AUTHORIZED TO GRAZE PAID PERMITS	71	22,998	45,726	0	0	0	0	22,998	45,726
			58,424		0		0		58,424
FREE USE		0	0	0	0	0	0	0	0
			0		0		0		0
PRIVATE LANDS		0	0	0	0	0	0	0	0
			0		0		0		0
CROSSING									
TOTAL AUTHORIZED	71	22,998	45,726	0	0	0	0	22,998	45,726
			58,424		0		0		58,424
TOTAL UN-AUTHORIZED									
WILD HORSES									
WILD BURROS									

**US DEPARTMENT OF AGRICULTURE – FOREST SERVICE
ANNUAL GRAZING STATISTICAL REPORT
GRAZING SEASON 2005**



NATIONAL FOREST SYSTEM – OREGON



	Number of Permittees	CATTLE		HORSES & BURROS		SHEEP & GOATS		TOTAL	
		NUMBER	HMS AUMS	NUMBER	HMS AUMS	NUMBER	HMS AUMS	NUMBER	HMS AUMS
PERMITTED TO GRAZE	302	74,036	270,308	54	331	20,070	73,978	94,160	344,617
			355,145		397		21,390		376,932
AUTHORIZED TO GRAZE PAID PERMITS	294	65,787	246,000	65	365	17,856	66,652	83,708	313,017
			321,162		438		19,593		341,193
FREE USE									
PRIVATE LANDS	32	4,205	12,654	0	0	225	331	4,430	12,985
			16,713		0		99		16,812
CROSSING									
TOTAL AUTHORIZED	294	65,787	246,000	65	365	17,856	66,652	83,708	313,017
			321,162		438		19,593		341,193
TOTAL UN-AUTHORIZED	2	15	7	0	0	0	0	15	7
			10		0		0		10
WILD HORSES	0	0	0	161	1,932	0	0	161	1,932
			0		2,318		0		2,318
WILD BURROS									

**US DEPARTMENT OF AGRICULTURE – FOREST SERVICE
ANNUAL GRAZING STATISTICAL REPORT
GRAZING SEASON 2005**



NATIONAL FORESTS – OREGON



	Number of Permittees	CATTLE		HORSES & BURROS		SHEEP & GOATS		TOTAL	
		NUMBER	HMS AUMS	NUMBER	HMS AUMS	NUMBER	HMS AUMS	NUMBER	HMS AUMS
PERMITTED TO GRAZE	282	71,108	252,205	26	133	20,070	73,978	91,204	326,316
			331,188				159		
AUTHORIZED TO GRAZE PAID PERMITS	274	62,859	217,824	37	167	17,856	66,652	80,752	284,643
			283,909				200		
FREE USE									
PRIVATE LANDS	32	4,205	12,654	0	0	225	331	4,430	12,985
			16,713				0		
CROSSING									
TOTAL AUTHORIZED	274	62,859	217,824	37	167	17,856	66,652	80,752	284,643
			283,909				200		
TOTAL UN-AUTHORIZED	2	15	7	0	0	0	0	15	7
			10				0		
WILD HORSES	0	0	0	161	1,932	0	0	161	1,932
			0				2,318		
WILD BURROS									

**US DEPARTMENT OF AGRICULTURE – FOREST SERVICE
ANNUAL GRAZING STATISTICAL REPORT
GRAZING SEASON 2005**



NATIONAL GRASSLANDS – OREGON



	Number of Permittees	CATTLE		HORSES & BURROS		SHEEP & GOATS		TOTAL	
		NUMBER	HMS AUMS	NUMBER	HMS AUMS	NUMBER	HMS AUMS	NUMBER	HMS AUMS
PERMITTED TO GRAZE	20	2,928	18,103	28	198	0	0	2,956	18,301
			23,957		238		0		24,195
AUTHORIZED TO GRAZE PAID PERMITS	20	2,928	28,176	28	198	0	0	2,956	28,374
			37,253		238		0		37,491
FREE USE									
PRIVATE LANDS									
CROSSING									
TOTAL AUTHORIZED	20	2,928	28,176	28	198	0	0	2,956	28,374
			37,253		238		0		37,491
TOTAL UN-AUTHORIZED									
WILD HORSES									
WILD BURROS									

**US DEPARTMENT OF AGRICULTURE – FOREST SERVICE
ANNUAL GRAZING STATISTICAL REPORT
GRAZING SEASON 2005**



NATIONAL FOREST SYSTEM – SOUTH DAKOTA



	Number of Permittees	CATTLE		HORSES & BURROS		SHEEP & GOATS		TOTAL	
		NUMBER	HMS AUMS	NUMBER	HMS AUMS	NUMBER	HMS AUMS	NUMBER	HMS AUMS
PERMITTED TO GRAZE	285	78,300	349,327	21	79	3,042	16,107	81,363	365,513
			446,446		89		4,345		450,880
AUTHORIZED TO GRAZE PAID PERMITS	263	63,944	256,033	25	108	1,025	2,996	64,994	259,137
			331,029		129		836		331,994
FREE USE									
PRIVATE LANDS	34	369	3,411	0	0	0	0	369	3,411
			4,405		0		0		4,405
CROSSING									
TOTAL AUTHORIZED	263	63,944	256,033	25	108	1,025	2,996	64,994	259,137
			331,029		129		836		331,994
TOTAL UN-AUTHORIZED									
WILD HORSES									
WILD BURROS									

**US DEPARTMENT OF AGRICULTURE – FOREST SERVICE
ANNUAL GRAZING STATISTICAL REPORT
GRAZING SEASON 2005**



NATIONAL FORESTS – SOUTH DAKOTA



	Number of Permittees	CATTLE		HORSES & BURROS		SHEEP & GOATS		TOTAL	
		NUMBER	HMS AUMS	NUMBER	HMS AUMS	NUMBER	HMS AUMS	NUMBER	HMS AUMS
PERMITTED TO GRAZE	193	22,345	94,474	4	28	0	0	22,349	94,502
			120,238		34		0		120,272
AUTHORIZED TO GRAZE PAID PERMITS	186	19,942	82,271	3	21	0	0	19,945	82,292
			105,584		25		0		105,609
FREE USE									
PRIVATE LANDS	24	215	2,606	0	0	0	0	215	2,606
			3,342		0		0		3,342
CROSSING									
TOTAL AUTHORIZED	186	19,942	82,271	3	21	0	0	19,945	82,292
			105,584		25		0		105,609
TOTAL UN-AUTHORIZED									
WILD HORSES									
WILD BURROS									

**US DEPARTMENT OF AGRICULTURE – FOREST SERVICE
ANNUAL GRAZING STATISTICAL REPORT
GRAZING SEASON 2005**



NATIONAL GRASSLANDS – SOUTH DAKOTA



	Number of Permittees	CATTLE		HORSES & BURROS		SHEEP & GOATS		TOTAL	
		NUMBER	HMS AUMS	NUMBER	HMS AUMS	NUMBER	HMS AUMS	NUMBER	HMS AUMS
PERMITTED TO GRAZE	92	55,955	254,853	17	51	3,042	16,107	59,014	271,011
			326,208		55		4,345		330,608
AUTHORIZED TO GRAZE PAID PERMITS	77	44,002	173,762	22	87	1,025	2,996	45,049	176,845
			225,445		104		836		226,385
FREE USE									
PRIVATE LANDS	10	154	805	0	0	0	0	154	805
			1,063		0		0		1,063
CROSSING									
TOTAL AUTHORIZED	77	44,002	173,762	22	87	1,025	2,996	45,049	176,845
			225,445		104		836		226,385
TOTAL UN-AUTHORIZED									
WILD HORSES									
WILD BURROS									

**US DEPARTMENT OF AGRICULTURE – FOREST SERVICE
ANNUAL GRAZING STATISTICAL REPORT
GRAZING SEASON 2005**



NATIONAL FOREST SYSTEM – TEXAS



	Number of Permittees	CATTLE		HORSES & BURROS		SHEEP & GOATS		TOTAL	
		NUMBER	HMS AUMS	NUMBER	HMS AUMS	NUMBER	HMS AUMS	NUMBER	HMS AUMS
PERMITTED TO GRAZE	71	5,619	48,133 49,859	0	0 0	0	0 0	5,619	48,133 49,859
AUTHORIZED TO GRAZE PAID PERMITS	63	4,671	29,810 32,957	0	0 0	0	0 0	4,671	29,810 32,957
FREE USE									
PRIVATE LANDS									
CROSSING									
TOTAL AUTHORIZED	63	4,671	29,810 32,957	0	0 0	0	0 0	4,671	29,810 32,957
TOTAL UN-AUTHORIZED									
WILD HORSES									
WILD BURROS									

**US DEPARTMENT OF AGRICULTURE – FOREST SERVICE
ANNUAL GRAZING STATISTICAL REPORT
GRAZING SEASON 2005**



NATIONAL FORESTS – TEXAS



	Number of Permittees	CATTLE		HORSES & BURROS		SHEEP & GOATS		TOTAL	
		NUMBER	HMS AUMS	NUMBER	HMS AUMS	NUMBER	HMS AUMS	NUMBER	HMS AUMS
PERMITTED TO GRAZE	1	10	80	0	0	0	0	10	80
			102		0		0		102
AUTHORIZED TO GRAZE PAID PERMITS									
FREE USE									
PRIVATE LANDS									
CROSSING									
TOTAL AUTHORIZED									
TOTAL UN-AUTHORIZED									
WILD HORSES									
WILD BURROS									

**US DEPARTMENT OF AGRICULTURE – FOREST SERVICE
ANNUAL GRAZING STATISTICAL REPORT
GRAZING SEASON 2005**



NATIONAL GRASSLANDS – TEXAS



	Number of Permittees	CATTLE		HORSES & BURROS		SHEEP & GOATS		TOTAL	
		NUMBER	HMS AUMS	NUMBER	HMS AUMS	NUMBER	HMS AUMS	NUMBER	HMS AUMS
PERMITTED TO GRAZE	70	5,609	48,053	0	0	0	0	5,609	48,053
			49,757		0		0		49,757
AUTHORIZED TO GRAZE PAID PERMITS	63	4,671	29,810	0	0	0	0	4,671	29,810
			32,957		0		0		32,957
FREE USE									
PRIVATE LANDS									
CROSSING									
TOTAL AUTHORIZED	63	4,671	29,810	0	0	0	0	4,671	29,810
			32,957		0		0		32,957
TOTAL UN-AUTHORIZED									
WILD HORSES									
WILD BURROS									

**US DEPARTMENT OF AGRICULTURE – FOREST SERVICE
ANNUAL GRAZING STATISTICAL REPORT
GRAZING SEASON 2005**



NATIONAL FORESTS – UTAH



	Number of Permittees	CATTLE		HORSES & BURROS		SHEEP & GOATS		TOTAL	
		NUMBER	HMS AUMS	NUMBER	HMS AUMS	NUMBER	HMS AUMS	NUMBER	HMS AUMS
PERMITTED TO GRAZE	839	93,469	332,649	215	665	188,301	557,857	281,985	891,171
			437,256		798		165,212		603,266
AUTHORIZED TO GRAZE PAID PERMITS	815	97,367	316,495	317	972	148,445	421,461	246,129	738,928
			416,610		1,166		125,894		543,670
FREE USE									
PRIVATE LANDS	42	838	2,583	0	8	4,548	8,990	5,386	11,581
			3,377		10		2,674		6,061
CROSSING									
TOTAL AUTHORIZED	815	97,367	316,495	317	972	148,445	421,461	246,129	738,928
			416,610		1,166		125,894		543,670
TOTAL UN-AUTHORIZED	3	870	829	0	0	742	775	1,612	1,604
			1,094		0		233		1,327
WILD HORSES	0	0	0	80	0	0	0	80	0
			0		0		0		0
WILD BURROS									

**US DEPARTMENT OF AGRICULTURE – FOREST SERVICE
ANNUAL GRAZING STATISTICAL REPORT
GRAZING SEASON 2005**



NATIONAL FORESTS – VERMONT



	Number of Permittees	CATTLE		HORSES & BURROS		SHEEP & GOATS		TOTAL	
		NUMBER	HMS AUMS	NUMBER	HMS AUMS	NUMBER	HMS AUMS	NUMBER	HMS AUMS
PERMITTED TO GRAZE									
AUTHORIZED TO GRAZE PAID PERMITS									
FREE USE									
PRIVATE LANDS									
CROSSING									
TOTAL AUTHORIZED									
TOTAL UN-AUTHORIZED									
WILD HORSES									
WILD BURROS									

**US DEPARTMENT OF AGRICULTURE – FOREST SERVICE
ANNUAL GRAZING STATISTICAL REPORT
GRAZING SEASON 2005**



NATIONAL FORESTS – VIRGINIA



	Number of Permittees	CATTLE		HORSES & BURROS		SHEEP & GOATS		TOTAL	
		NUMBER	HMS AUMS	NUMBER	HMS AUMS	NUMBER	HMS AUMS	NUMBER	HMS AUMS
PERMITTED TO GRAZE	36	846	6,079	156	1,804	0	0	1,002	7,883
			7,699		1,517		0		9,216
AUTHORIZED TO GRAZE PAID PERMITS	34	734	5,392	157	1,814	0	0	891	7,206
			6,926		1,529		0		8,455
FREE USE									
PRIVATE LANDS									
CROSSING									
TOTAL AUTHORIZED	34	734	5,392	157	1,814	0	0	891	7,206
			6,926		1,529		0		8,455
TOTAL UN-AUTHORIZED									
WILD HORSES									
WILD BURROS									

**US DEPARTMENT OF AGRICULTURE – FOREST SERVICE
ANNUAL GRAZING STATISTICAL REPORT
GRAZING SEASON 2005**



NATIONAL FORESTS – WASHINGTON



	Number of Permittees	CATTLE		HORSES & BURROS		SHEEP & GOATS		TOTAL	
		NUMBER	HMS AUMS	NUMBER	HMS AUMS	NUMBER	HMS AUMS	NUMBER	HMS AUMS
PERMITTED TO GRAZE	112	16,973	67,096	1	6	8,944	25,748	25,918	92,850
			88,235		7		7,724		95,966
AUTHORIZED TO GRAZE PAID PERMITS	108	15,177	59,004	0	0	4,022	12,191	19,199	71,195
			77,478		0		3,657		81,135
FREE USE									
PRIVATE LANDS	15	464	1,921	0	0	0	0	464	1,921
			2,537		0		0		2,537
CROSSING									
TOTAL AUTHORIZED	108	15,177	59,004	0	0	4,022	12,191	19,199	71,195
			77,478		0		3,657		81,135
TOTAL UN-AUTHORIZED									
WILD HORSES									
WILD BURROS									

**US DEPARTMENT OF AGRICULTURE – FOREST SERVICE
ANNUAL GRAZING STATISTICAL REPORT
GRAZING SEASON 2005**



NATIONAL FORESTS – WEST VIRGINIA



	Number of Permittees	CATTLE		HORSES & BURROS		SHEEP & GOATS		TOTAL	
		NUMBER	HMS AUMS	NUMBER	HMS AUMS	NUMBER	HMS AUMS	NUMBER	HMS AUMS
PERMITTED TO GRAZE	42	879	4,379	30	146	30	152	939	4,677
			5,633		175		30		5,838
AUTHORIZED TO GRAZE PAID PERMITS	38	832	4,150	25	124	30	152	887	4,426
			5,353		149		30		5,532
FREE USE									
PRIVATE LANDS									
CROSSING									
TOTAL AUTHORIZED	38	832	4,150	25	124	30	152	887	4,426
			5,353		149		30		5,532
TOTAL UN-AUTHORIZED									
WILD HORSES									
WILD BURROS									

**US DEPARTMENT OF AGRICULTURE – FOREST SERVICE
ANNUAL GRAZING STATISTICAL REPORT
GRAZING SEASON 2005**



NATIONAL FOREST SYSTEM – WYOMING



	Number of Permittees	CATTLE		HORSES & BURROS		SHEEP & GOATS		TOTAL	
		NUMBER	HMS AUMS	NUMBER	HMS AUMS	NUMBER	HMS AUMS	NUMBER	HMS AUMS
PERMITTED TO GRAZE	481	126,242	474,317	1,789	5,463	173,555	334,558	301,586	814,338
			584,367		6,567		99,393		690,327
AUTHORIZED TO GRAZE PAID PERMITS	462	114,761	437,441	1,576	5,371	128,307	236,815	244,644	679,627
			541,833		6,457		68,537		616,827
FREE USE									
PRIVATE LANDS	18	365	4,170	0	0	0	0	365	4,170
			5,282		0		0		5,282
CROSSING	1	15	33	0	0	0	0	15	33
			44		0		0		44
TOTAL AUTHORIZED	463	114,776	437,474	1,576	5,371	128,307	236,815	244,659	679,660
			541,877		6,457		68,537		616,871
TOTAL UN-AUTHORIZED	3	113	18	0	0	0	0	113	18
			24		0		0		24
WILD HORSES									
WILD BURROS									

**US DEPARTMENT OF AGRICULTURE – FOREST SERVICE
ANNUAL GRAZING STATISTICAL REPORT
GRAZING SEASON 2005**



NATIONAL FORESTS – WYOMING



	Number of Permittees	CATTLE		HORSES & BURROS		SHEEP & GOATS		TOTAL	
		NUMBER	HMS AUMS	NUMBER	HMS AUMS	NUMBER	HMS AUMS	NUMBER	HMS AUMS
PERMITTED TO GRAZE	478	104,284	364,559	1,711	4,913	168,374	308,666	274,369	678,138
			439,486		5,898		91,625		537,009
AUTHORIZED TO GRAZE PAID PERMITS	459	82,290	275,173	1,404	4,155	119,274	191,674	202,968	471,002
			327,639		4,989		54,995		387,623
FREE USE									
PRIVATE LANDS	18	365	4,170	0	0	0	0	365	4,170
			5,282		0		0		5,282
CROSSING	1	15	33	0	0	0	0	15	33
			44		0		0		44
TOTAL AUTHORIZED	460	82,305	275,206	1,404	4,155	119,274	191,674	202,983	471,035
			327,683		4,989		54,995		387,667
TOTAL UN-AUTHORIZED	3	113	18	0	0	0	0	113	18
			24		0		0		24
WILD HORSES									
WILD BURROS									

**US DEPARTMENT OF AGRICULTURE – FOREST SERVICE
ANNUAL GRAZING STATISTICAL REPORT
GRAZING SEASON 2005**



NATIONAL GRASSLANDS – WYOMING



	Number of Permittees	CATTLE		HORSES & BURROS		SHEEP & GOATS		TOTAL	
		NUMBER	HMS AUMS	NUMBER	HMS AUMS	NUMBER	HMS AUMS	NUMBER	HMS AUMS
PERMITTED TO GRAZE	3	21,958	109,758 144,881	78	550 669	5,181	25,892 7,768	27,217	136,200 153,318
AUTHORIZED TO GRAZE PAID PERMITS	3	32,471	162,268 214,194	172	1,216 1,468	9,033	45,141 13,542	41,676	208,625 229,204
FREE USE									
PRIVATE LANDS									
CROSSING									
TOTAL AUTHORIZED	3	32,471	162,268 214,194	172	1,216 1,468	9,033	45,141 13,542	41,676	208,625 229,204
TOTAL UN-AUTHORIZED									
WILD HORSES									
WILD BURROS									

Conditions and requirements are set forth in the following USDA Secretary's Regulations

36 Code of Federal Regulations

222.1 AUTHORITY AND DEFINITIONS

- (a) **Authority.** The Chief, Forest Service, shall develop, administer and protect the range resources and permit and regulate the grazing use of all kinds and classes of livestock on all National Forest System lands and on other lands under Forest Service control. He may re-delegate this authority.
- (b) **Definitions.**
- (1) An "allotment" is a designated area of land available for livestock grazing.
 - (2) An "allotment management plan" is a document that specifies the program of action designated to reach a given set of objectives. It is prepared in consultation with the permittee(s) involved and:
 - (i) Prescribes the manner in and extent to which livestock operations will be conducted in order to meet the multiple-use, sustained yield, economic, and other needs and objectives as determined for the lands involved; and
 - (ii) Describes the type, location ownership, and general specifications for the range improvements in place or to be installed and maintained on the lands to meet the livestock grazing and other objectives of land management; and
 - (iii) Contains such other provisions relating to livestock grazing and other objectives as may be prescribed by the Chief, Forest Service, consistent with applicable law.
 - (3) "Base property" is land and improvements owned and used by the permittee for a farm or ranch operation and specifically designated by him to qualify for a term grazing permit.
 - (4) "Cancel" means action taken to permanently invalidate a term grazing permit in whole or in part.
 - (5) A "grazing permit" is any document authorizing livestock to use National Forest System or other lands under Forest Service control for the purpose of livestock production including:
 - (i) "Temporary grazing permits" for grazing livestock temporarily and without priority for re-issuance.
 - (ii) "Term permits" for up to 10 years with priority for renewal at the end of the term.
 - (6) "Land subject to commercial livestock grazing" means National Forest System lands within established allotments.
 - (7) "Lands within National Forest in the 16 continuous western States" means lands designated as National Forest within the boundaries of Arizona, California, Colorado, Idaho, Kansas, Montana, Nebraska, Nevada, New Mexico, North Dakota, Oklahoma, Oregon, South Dakota, Utah, Washington, and Wyoming (National Grasslands are excluded)
 - (8) "Livestock" means animals of any kind kept or raised for use or pleasure.
 - (9) "Livestock use permit" means a permit issued for not to exceed one year where the primary use is for other than grazing livestock.
 - (10) "Modify" means to revise the terms and conditions of an issued permit.
 - (11) "National Forest System lands," are the National Forests, National Grasslands, Land Utilization Projects, and other Federal lands for which the Forest Service has administrative jurisdiction.

- (12) "On-and-off grazing permits" are permits with specific provisions on range only part of which is National Forest System lands or other lands under Forest Service control.
- (13) "On-the-ground expenditure" means payment of direct project costs of implementing an improvement of development, such as survey and design, equipment, labor, and material (or contract) costs, and on-the-ground supervision.
- (14) "Other lands under Forest Service control" are non-Federal public and private lands over which the Forest Service has been given control through lease, agreement, waiver, or otherwise.
- (15) "Private land grazing permits" are permits issued to persons who control grazing lands adjacent to National Forest System lands and who waive exclusive grazing use of these lands to the United States for the full period the permit is to be issued.
- (16) "Permittee" means any person who has been issued a grazing permit.
- (17) "Permittee livestock" is livestock authorized by a written permit.
- (18) "Person" means any individual, partnership, corporation, association, organization, or other private entity, but does not include Government Agencies.
- (22) "Suspend" means temporary withholding of a term grazing permit privilege in whole or in part.
- (23) "Term period" means the period for which term permits are issued, the maximum of which is 10 years.
- (24) "Transportation livestock" is livestock used as pack and saddle stock for travel on the National Forest System.

222.2

MANAGEMENT OF THE RANGE ENVIRONMENT

- (a) Allotments will be designated on the National Forest System and on other lands under Forest Service control where the land is available for grazing. Associated private and other public lands should, but only with the consent of the landowner, lessee, or agency, be considered in such designations to form logical range management units.
- (b) Each allotment will be analyzed and with careful and considered consultation and cooperation with the affected permittees, landowners, and grazing advisory boards involved, as well as the State having land within the area covered, and an allotment management plan developed. The plan will then be approved and implemented. The analysis and plan will be updated as needed.
- (c) Forage producing National Forest System lands will be managed for livestock grazing and the allotment management plans will be prepared consistent with land management plans.

222.3

ISSUANCE OF GRAZING AND LIVESTOCK USE PERMITS

- (a) Unless otherwise specified by the Chief, Forest Service, all grazing and livestock use on National Forest System lands and on other lands under Forest Service control must be authorized by a grazing or livestock use permit.
- (b) Grazing permits and livestock-use permits convey no right, title, or interest held by the United States in any lands or resources.
- (c) The Chief, Forest Service, is authorized to issue permits for livestock grazing and other use by livestock of the national Forest System and on other lands under Forest Service control as follows:
 - (1) Grazing permits with priority for renewal may be issued as follows:
 - On National Forests in the 16 contiguous western States 10-year term permits will be issued unless the land is pending disposal, or will be devoted to other uses prior to the end of ten years, or it will be in the best interest of sound land management to specify a shorter term. On National Forest System lands other

than National Forests in the 16 contiguous western states, the permit term shall be for periods of 10 years or less. Term grazing permits for periods of 10 years or less in the form of grazing agreements may be issued to cooperative grazing associations or similar organizations incorporated or otherwise established pursuant to State law. Such an agreement will make National Forest System lands and improvements available to the association for grazing in accordance with provisions of the grazing agreement and Forest Service policies. Term permits authorized in this paragraph may be in the form of private land or on-and-off grazing permits where the person is qualified to hold such permits under provisions the Chief may require. Permits issued under this paragraph are subject to the following:

- (i) Except as provided for by the Chief, Forest Service, paid term permits will be issued to persons who own livestock to be grazed and such base property as may be required, provided the land is determined to be available for grazing purpose by the Chief, Forest Service, and the capacity exists to graze specified numbers of animals.
- (ii) A term permit holder has first priority for receipt of a new permit at the end of the term period provided he has fully complied with the terms and conditions of the expiring permit.
- (iii) In order to update terms and conditions, term permits may be cancelled at the end of the calendar year or the midyear of the decade (1985, 1995, etc.), provided they are reissued to the existing permit holder for a new term of 10 years.
- (iv) New term permits may be issued to the purchaser of a permittee's permitted livestock and/or base property provided the permittee waives his term permit to the United States and provided the purchaser is otherwise eligible and qualified.
- (v) If the permittee chooses to dispose of all or part of his base property or permitted livestock (not under approved nonuse) but does not choose to waive his term permit, the Forest Supervisor will give written notice that he no longer is qualified to hold a permit, provided he is given up to one year to reestablish his qualifications before cancellation action is final.
- (vi) The Chief, Forest Service, shall prescribe provisions and requirements under which term permits will be issued, renewed, and administered, including:
 - (a) The amount and character of base property and livestock the permit holder shall be required to own.
 - (b) Specifying the period of the year the base property shall be capable of supporting permitted livestock.
 - (c) Acquisition of base property and/or permitted livestock.
 - (d) Conditions for the approval of nonuse of permit for specific periods
 - (e) Upper and special limits governing the total number of livestock for which a person is entitled to hold a permit.
 - (f) Conditions whereby waiver of grazing privileges may be confirmed, and new applicants recognized.

(2) Permits with no priority for re-issuance, subject to terms and conditions as the Chief, Forest Service, may prescribe, are authorized as follows:

- (i) Temporary grazing permits for periods not to exceed one year, and on a charge basis, may be issued.
 - (a) To allow for use of range while a term grazing permit is held in suspension.
 - (b) To use forage created by unusually favorable climatic conditions.
 - (c) To use the forage available when the permit of the normal user's livestock is in nonuse status for reasons of personal convenience.

- (d) To allow a person to continue to graze livestock for the remainder of the grazing season where base property has been sold, the permit waived, and new term permit issued.
- (e) To allow grazing use in event of drought or other emergency of National or Regional scope where such use would not result in permanent resource damage.
- (ii) Livestock use permits for not to exceed one year may be issued under terms and conditions prescribed by the Chief, Forest Service, as follows:
 - (a) Paid permits for transportation livestock to persons engaged in commercial packing, dude ranching, or other commercial enterprises which involve transportation livestock including mining, ranching, and logging activities.
 - (b) Paid or free permits for research purposes and administrative studies.
 - (c) Paid or free permits to trail livestock across national Forest System lands.
 - (d) Free permits to persons who reside on ranch or agricultural lands within or contiguous to National Forest System lands for not to exceed 10 head of livestock owned or kept and whose products are consumed or whose services are used directly by the family of the resident, and who distinctly need such National Forest System lands to support such animals.
 - (e) Free permits to campers and travelers for the livestock actually used during the period of occupancy. This may be authorized without written permit.
 - (f) Paid or free permits for horses, mules, or burros to persons who clearly need National Forest System land to support the management of permitted livestock.
 - (g) Free permits for horses, mules, or burros to cooperators who clearly need National Forest System land to support research, administration or other work being conducted. This may be authorized without written permit.
 - (h) Paid permits to holders of grazing permits for breeding animals used to service livestock permitted to graze on lands administered by the Forest Service.
 - (i) Paid permits or cooperative agreements entered into as a management tool to manipulate re-vegetation on a given parcel of land.

224.4

CHANGES IN GRAZING PERMITS

- (a) The Chief, Forest Service, is authorized to cancel, modify, or suspend grazing and livestock use permits in whole or in part as follows:
 - (1) Cancel permits where lands grazed under the permit are to be devoted to another public purpose including disposal. In these cases, except in an emergency, no permit shall be cancelled without two years' prior notification.
 - (2) Cancel the permit in the event the permittee:
 - (i) Refuses to accept modification of the terms and conditions of an existing permit.
 - (ii) Refuses or fails to comply with eligibility or qualification requirements.
 - (iii) Waives his permit back to the United States.
 - (iv) Fails to restock the allotted range after full extent of approved personal convenience non-use has been exhausted.

- (v) Fails to pay grazing fees within established time limits.
 - (3) Cancel or suspend the permit if the permittee fails to pay grazing fees within established time limit.
 - (4) Cancel or suspend the permit if the permittee does not comply with provisions and requirements in the grazing permit or the regulations of the Secretary of Agriculture on which the permit is based.
 - (5) Cancel or suspend the permit if the permittee knowingly and willfully makes a false statement or representation in the grazing application or amendments thereto.
 - (6) Cancel or suspend the permit if the permit holder is convicted for failing to comply with Federal laws or regulations or State laws relating to protection of air, water, soil and vegetation, fish and wildlife, and other environmental values when exercising the grazing use authorized by the permit.
 - (7) Modify the terms and conditions of a permit to conform to current situations brought about by changes in law, regulation, executive order, development or revision of an allotment management plan, or other management needs.
 - (8) Modify the seasons of use, numbers, kind, and class of livestock allowed or the allotment to be used under the permit, because of resource condition, or permittee request. One year's notice will be given of such modification, except in cases of emergency.
- (b) Association permits or grazing agreements may be canceled for non-compliance with title VI of the Civil Rights Act of 1964 and Department of Agriculture regulation promulgated there under.

REPORT DEFINITIONS

AUTHORIZED TO GRAZE -	The number of livestock that are authorized and billed for grazing on National Forest System land.
ANIMAL UNIT MONTH (AUM) -	The amount of forage required by a 1,000-pound cow, or the equivalent for 1 month.
CROSSING -	Livestock physically occupying National Forest System lands under terms of a livestock Use Permit for Crossing.
FREE USE -	Livestock physically grazing free of charge on National Forest System lands. Does not include those permitted under private land permits.
HEAD MONTH -	The time in months that livestock spend on National Forest System land. This is the measurement used for billing purposes.
NON-NFS-LANDS -	Livestock physically grazing on Non-National Forest system lands for which the grazing use has been waived to the Government by the owner or lessee.
PAID PERMIT -	Livestock physically grazing on National Forest System lands under paid permit, grazing agreement or livestock use permit.
PERMITTED TO GRAZE -	Livestock permitted to graze by a grazing permit, grazing agreement, livestock use permit or other permitting document. In the case of on-off permits the "on" portion is included.

GRAZING PERMIT TYPES

PERMIT TYPES

Term Grazing Permits

Term
Grazing Agreements
Term Association
Term Association, On and Off Provisions: on NFS portion
Term Association, On and Off Provisions: off NFS portion
Term, Private Land
Term, On and Off Provisions: On NFS portion
Term, On and Off Provisions: Off NFS portion

Temporary Grazing Permits

Temporary Grazing Permit

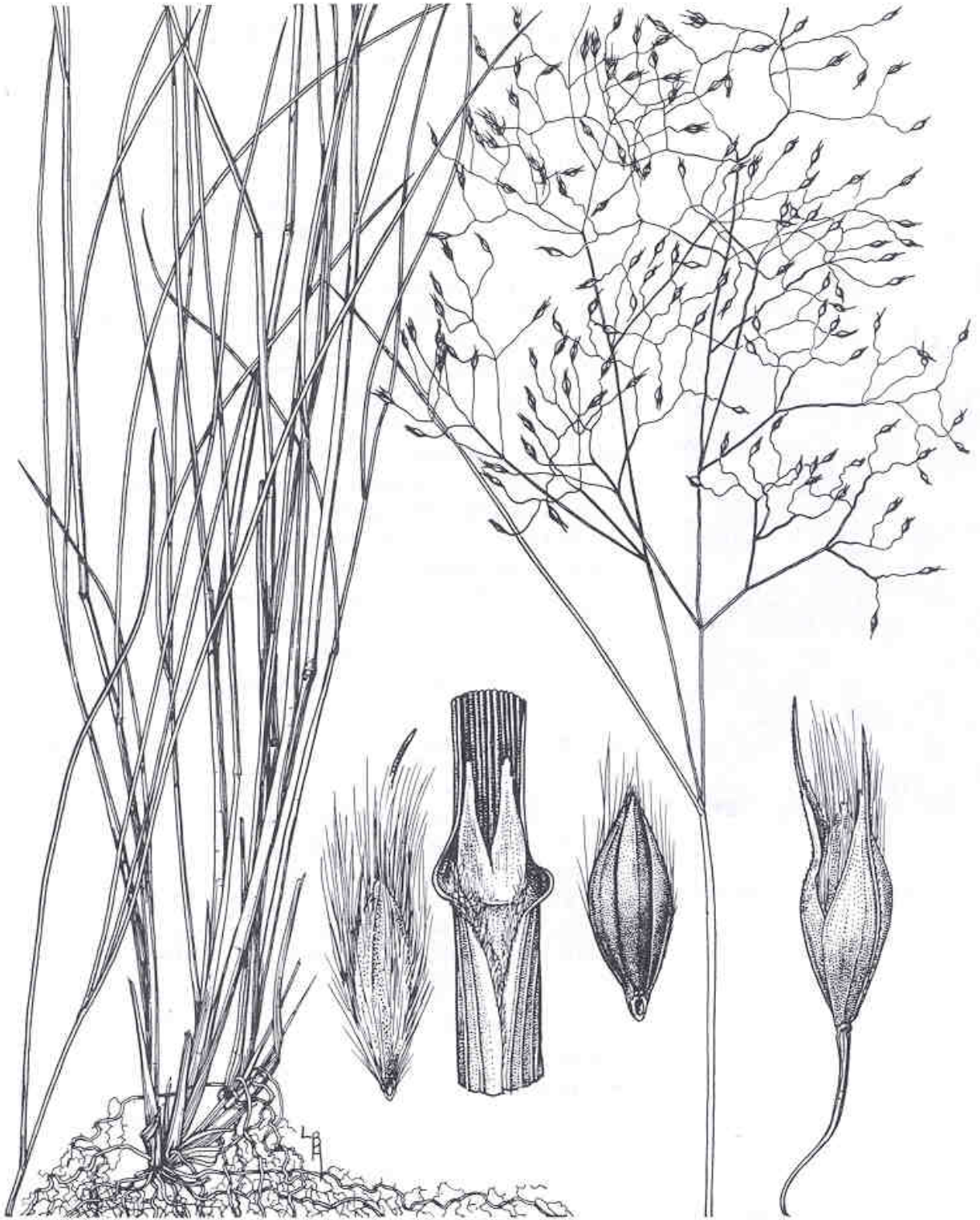
Livestock Use Permits

Transportation
Research or Administrative Study, Paid
Research or Administrative Study, Free
Crossing Paid
Crossing Free
Dependent Resident, Free
Campers and Travelers
Permittee Working Saddle and Pack Animal
Breeding Animals
Vegetation Manipulation

Other Permits and Use

Grazing in Accordance with Treaties with Indian Tribes
Special Use Pasture and Convenience Enclosures
Developing Range
Unauthorized Use *
Excess Use
Wild Horses *
Wild Burros *
Forest Service Administrative Working Saddle and Pack Animals *

* Used for reporting statistics only – no permit issued



**Indian Ricegrass,
Achnatherum hymenoides (Roemer & J.A. Schultes) Barkworth**