

United States  
Department of  
Agriculture

# Grazing Statistical Summary

Forest Service  
Range Management

April 2006

## FY 2004





**Idaho fescue, *Festuca idahoensis* Elmer**

**USDA FOREST SERVICE  
RANGE MANAGEMENT**

**GRAZING STATISTICAL SUMMARY**

**2004**

# CONTENTS

## **Page**

<b><u>Introduction</u></b> .....	iii
<b><u>National Summaries</u></b> .....	1
<u>National Permitted/Authorized Use Trend Charts</u> .....	2
<u>Western Regions (1-6)</u> .....	7
<u>Eastern Regions (8-9)</u> .....	10
<b><u>Regional Summaries</u></b> .....	13
<u>Permitted/Authorized Use by Region Charts</u> .....	14
<u>Region 1 - Northern Region</u> .....	16
<u>Region 2 - Rocky Mountain Region</u> .....	20
<u>Region 3 - Southwestern Region</u> .....	24
<u>Region 4 - Intermountain Region</u> .....	28
<u>Region 5 - Pacific Southwest Region</u> .....	32
<u>Region 6 - Pacific Northwest Region</u> .....	36
<u>Region 8 - Southern Region</u> .....	40
<u>Region 9 - Eastern Region</u> .....	44
<b><u>State Summaries</u></b> .....	46
<u>Alabama</u> .....	47
<u>Arizona</u> .....	48
<u>Arkansas</u> .....	49
<u>California</u> .....	50
<u>Colorado</u> .....	53
<u>Florida</u> .....	56
<u>Georgia</u> .....	57
<u>Idaho</u> .....	58
<u>Illinois</u> .....	61
<u>Indiana</u> .....	62
<u>Kansas</u> .....	63
<u>Louisiana</u> .....	64
<u>Michigan</u> .....	65
<u>Minnesota</u> .....	66
<u>Mississippi</u> .....	67
<u>Missouri</u> .....	68
<u>Montana</u> .....	69
<u>Nebraska</u> .....	70
<u>Nevada</u> .....	73
<u>New Mexico</u> .....	74
<u>New York</u> .....	77
<u>North Carolina</u> .....	78
<u>North Dakota</u> .....	79
<u>Ohio</u> .....	80
<u>Oklahoma</u> .....	81

<a href="#"><u>Oregon</u></a>	.....	84
<a href="#"><u>South Dakota</u></a>	.....	87
<a href="#"><u>Texas</u></a>	.....	90
<a href="#"><u>Utah</u></a>	.....	93
<a href="#"><u>Vermont</u></a>	.....	94
<a href="#"><u>Virginia</u></a>	.....	95
<a href="#"><u>Washington</u></a>	.....	96
<a href="#"><u>West Virginia</u></a>	.....	97
<a href="#"><u>Wyoming</u></a>	.....	98
<a href="#"><b><u>Regulations</u></b></a>	.....	101
<a href="#"><b><u>Report Definitions</u></b></a>	.....	106
<a href="#"><b><u>Grazing Permit Types and Type Codes</u></b></a>	.....	107

## **INTRODUCTION**

An important part of the Forest Service's Range Management Program is providing information about all aspects of rangeland vegetation management on National Forest System lands. This report, published annually, provides statistics on grazing use for Congress, our partners, permittees, the livestock industry, other institutions or agencies, or anyone interested in the use of the National Forest System rangeland vegetation.

Livestock grazing is permitted on over 95 million acres of National Forest System lands spread across 34 States. Grazing use is administered through a grazing permit system. The Forest Service administers approximately 7,509 paid permits for 8.26 million head months (HMs) of authorized grazing by cattle, horses, sheep, and goats. An HM is the amount of time in months that an animal spends on National Forest System lands. The data collected is also reported in animal unit months (AUMs), which can be equated to the amount of forage required to support a mature 1,000 lb cow or its equivalent for 1 month.

## **REPORT CALCULATIONS**

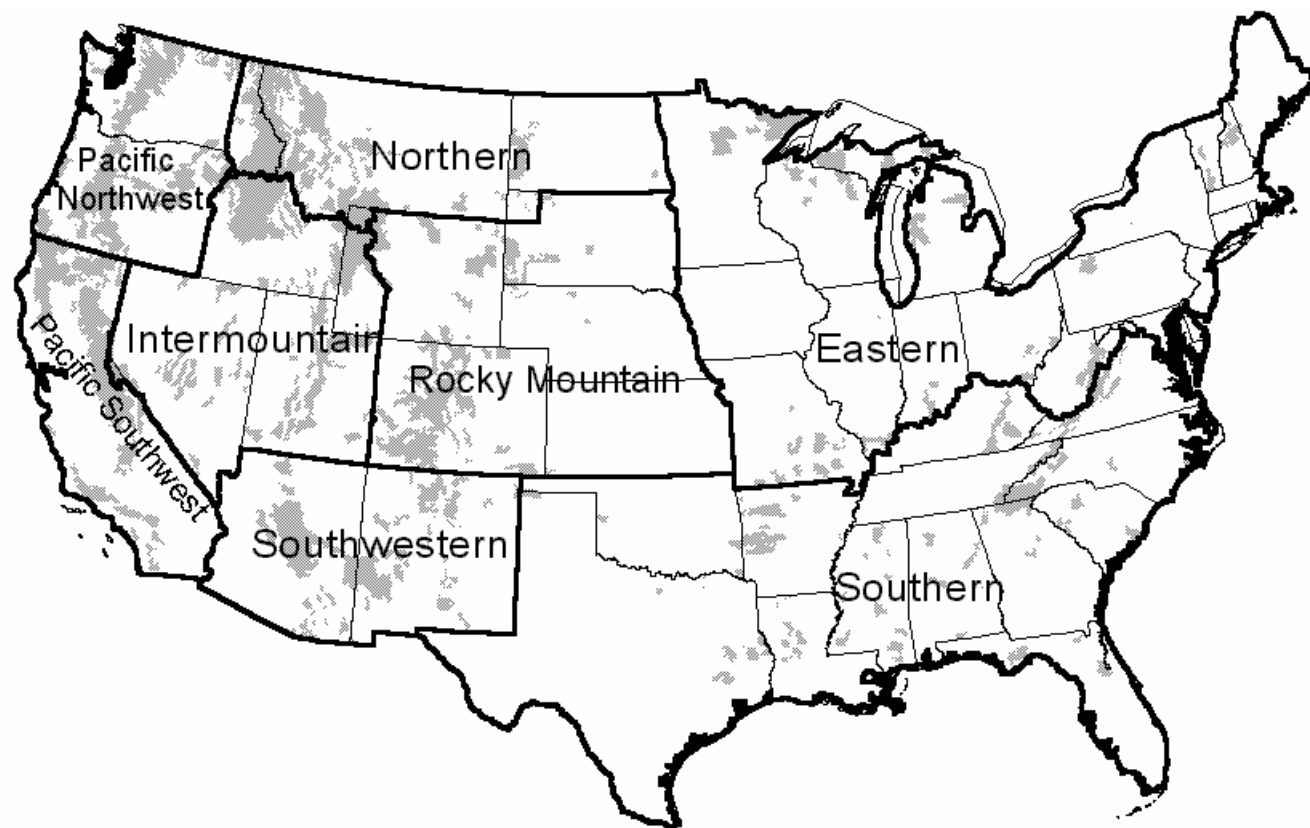
Permittees holding paid permits are not counted in other categories. Private land, and wild horse and burro data are not included in totals.

## **DISCLAIMER**

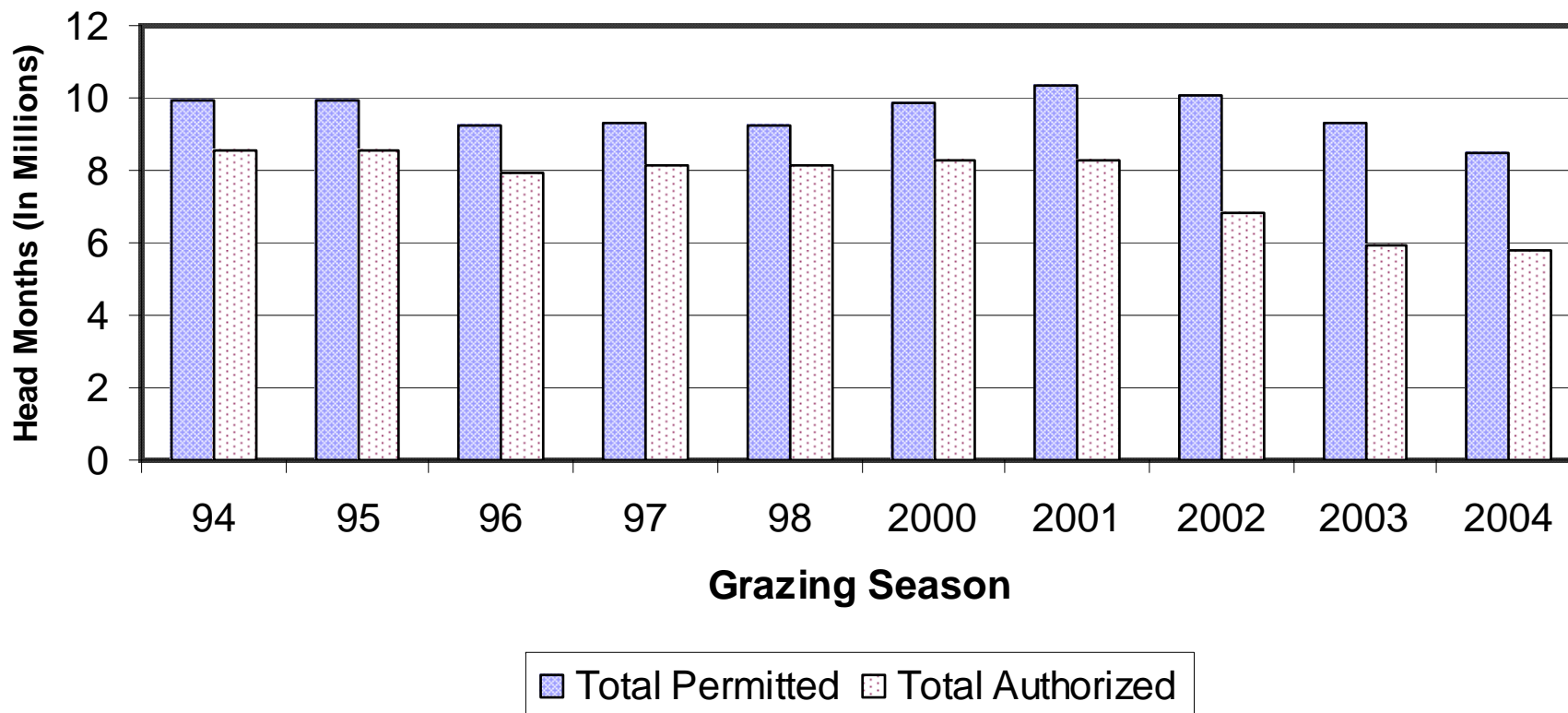
The data for this report was collected at the end of calendar year 2004. It provides a snapshot look at the 2004 grazing season. Data records that were acquired for this report represent the best available data from regions, forests, and districts at the time the data records were accumulated into one data set. The data set is not considered to be 100% accurate as several units were unable to meet data entry deadlines due to system availability, extreme fire and drought conditions in several regions and lack of resources to complete the tasks. While subsequent data queries should provide more accurate data sets, and improve the data reliability, caution should be taken when using this data, as it should not be misrepresented as a 100% accurate data set.

Photo Credit::

2004  
GRAZING STATISTICAL SUMMARY  
NATIONAL SUMMARY

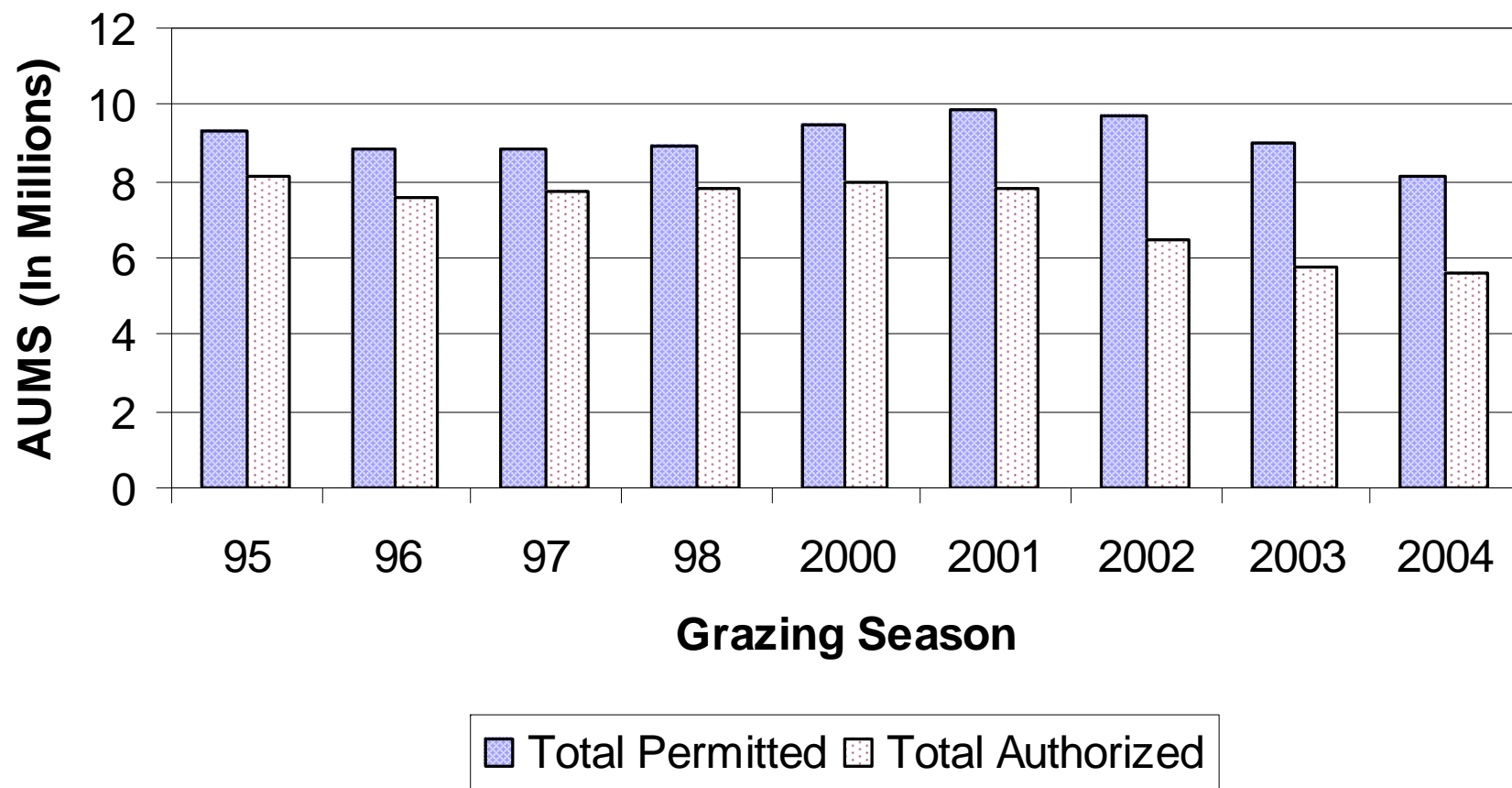


## Permitted vs Authorized Use







## Permitted vs Authorized Use



**US DEPARTMENT OF AGRICULTURE – FOREST SERVICE  
ANNUAL GRAZING STATISTICAL REPORT  
GRAZING SEASON 2004**

	<b>NATIONAL FOREST SYSTEM – ALL REGIONS</b>								
	<b>Number of Permittees</b>	<b>CATTLE</b>		<b>HORSES &amp; BURROS</b>		<b>SHEEP &amp; GOATS</b>		<b>TOTAL</b>	
		<b>NUMBER</b>	<b>HMS AUMS</b>	<b>NUMBER</b>	<b>HMS AUMS</b>	<b>NUMBER</b>	<b>HMS AUMS</b>	<b>NUMBER</b>	<b>HMS AUMS</b>
<b>PERMITTED TO GRAZE</b>	6,408	1,187,521	5,797,511	8,061	31,342	983,934	2,623,987	2,179,516	8,452,840
			7,348,292				36,959		764,084
<b>AUTHORIZED TO GRAZE PAID PERMITS</b>	5,899	990,379	3,914,384	5,357	23,117	759,319	1,846,609	1,755,055	5,784,110
			4,992,843				27,746		531,122
<b>FREE USE</b>	8	265	1,475	54	325	1,210	3,660	1,529	5,460
			1,947				391		1,098
<b>PRIVATE LANDS</b>	424	19,754	70,978	98	1,403	8,549	14,403	28,401	86,784
			91,182				1,685		3,946
<b>CROSSING</b>	4	376	992	0	0	0	5	376	997
			1,309				0		2
<b>TOTAL AUTHORIZED</b>	5,911	991,020	3,919,851	5,497	23,442	760,529	1,850,274	1,756,960	5,790,567
			4,996,099				28,137		532,222
<b>TOTAL UN-AUTHORIZED</b>	48	3,042	2,496	17	6	4,841	2,604	7,900	5,106
			3,237				7		782
<b>WILD HORSES</b>	0	0	0	1,555	17,304	0	0	1,555	17,304
					0		20,764		0
<b>WILD BURROS</b>	0	0	0	110	1,944	0	0	110	1,944
					0		1,166		0

**US DEPARTMENT OF AGRICULTURE – FOREST SERVICE  
ANNUAL GRAZING STATISTICAL REPORT  
GRAZING SEASON 2004**



**NATIONAL FORESTS – ALL REGIONS**



	Number of Permittees	CATTLE		HORSES & BURROS		SHEEP & GOATS		TOTAL	
		NUMBER	HMS AUMS	NUMBER	HMS AUMS	NUMBER	HMS AUMS	NUMBER	HMS AUMS
<b>PERMITTED TO GRAZE</b>	6,038	995,217	4,506,477	7,612	27,937	974,072	2,573,623	1,976,901	7,108,037
			5,711,700		32,870		749,310		6,493,880
<b>AUTHORIZED TO GRAZE PAID PERMITS</b>	5,601	831,767	3,180,350	5,094	21,390	748,146	1,791,562	1,585,007	4,993,302
			4,055,180		25,661		514,608		4,595,449
<b>FREE USE</b>	8	265	1,475	54	325	1,210	3,660	1,529	5,460
			1,947		391		1,098		3,436
<b>PRIVATE LANDS</b>	402	18,852	65,945	98	1,403	8,549	14,403	27,499	81,751
			84,881		1,685		3,946		90,512
<b>CROSSING</b>	4	376	992	0	0	0	5	376	997
			1,309		0		2		1,311
<b>TOTAL AUTHORIZED</b>	5,612	832,408	3,182,817	5,148	21,715	749,356	1,795,227	1,586,912	4,999,759
			4,058,436		26,052		515,708		4,600,196
<b>TOTAL UN-AUTHORIZED</b>	43	2,672	1,840	8	5	4,841	2,604	7,521	4,449
			2,371		6		782		3,159
<b>WILD HORSES</b>	0	0	0	1,555	17,304	0	0	1,555	17,304
			0		20,764		0		20,764
<b>WILD BURROS</b>	0	0	0	110	1,944	0	0	110	1,944
			0		1,166		0		1,166

**US DEPARTMENT OF AGRICULTURE – FOREST SERVICE  
ANNUAL GRAZING STATISTICAL REPORT  
GRAZING SEASON 2004**



**NATIONAL GRASSLANDS – ALL REGIONS**

	Number of Permittees	CATTLE		HORSES & BURROS		SHEEP & GOATS		TOTAL	
		NUMBER	HMS AUMS	NUMBER	HMS AUMS	NUMBER	HMS AUMS	NUMBER	HMS AUMS
<b>PERMITTED TO GRAZE</b>	370	192,304	1,291,034	449	3,405	9,862	50,364	202,615	1,344,803
			1,636,592		4,089		14,774		1,655,455
<b>AUTHORIZED TO GRAZE PAID PERMITS</b>	298	158,612	734,034	263	1,727	11,173	55,047	170,048	790,808
			937,663		2,085		16,514		956,262
<b>FREE USE</b>	0	0	0	0	0	0	0	0	0
<b>PRIVATE LANDS</b>	22	902	5,033	0	0	0	0	902	5,033
			6,301		0		0		6,301
<b>CROSSING</b>	0	0	0	0	0	0	0	0	0
<b>TOTAL AUTHORIZED</b>	298	158,612	734,034	263	1,727	11,173	55,047	170,048	790,808
			937,663		2,085		16,514		956,262
<b>TOTAL UN-AUTHORIZED</b>	5	370	656	9	1	0	0	379	657
			866		1		0		867
<b>WILD HORSES</b>	0	0	0	0	0	0	0	0	0
<b>WILD BURROS</b>	0	0	0	0	0	0	0	0	0

**US DEPARTMENT OF AGRICULTURE – FOREST SERVICE  
ANNUAL GRAZING STATISTICAL REPORT  
GRAZING SEASON 2004**



**NATIONAL FOREST SYSTEM – WESTERN REGIONS  
REGIONS (1- 6)**



	Number of Permittees	CATTLE		HORSES & BURROS		SHEEP & GOATS		TOTAL	
		NUMBER	HMS AUMS	NUMBER	HMS AUMS	NUMBER	HMS AUMS	NUMBER	HMS AUMS
<b>PERMITTED TO GRAZE</b>	6,153	1,191,225	5,849,703	8,353	32,636	1,012,764	2,637,422	2,212,342	8,519,761
			7,412,831		39,071		764,527		8,216,429
<b>AUTHORIZED TO GRAZE PAID PERMITS</b>	5,791	953,899	3,720,155	5,587	24,026	768,103	1,826,226	1,727,589	5,570,407
			4,737,528		28,791		521,772		5,288,091
<b>FREE USE</b>	7	215	875	54	325	1,210	3,660	1,479	4,860
			1,155		391		1,098		2,644
<b>PRIVATE LANDS</b>	401	19,396	68,289	70	1,067	8,549	14,403	28,015	83,759
			87,615		1,280		3,945		92,840
<b>CROSSING</b>	4	376	992	0	0	0	5	376	997
			1,309		0		2		1,311
<b>TOTAL AUTHORIZED</b>	5,802	954,490	3,722,022	5,641	24,351	769,313	1,829,891	1,729,444	5,576,264
			4,739,992		29,182		522,872		5,292,046
<b>TOTAL UN-AUTHORIZED</b>	46	3,042	2,496	17	6	3,911	2,138	6,970	4,640
			3,237		7		642		3,886
<b>WILD HORSES</b>	0	0	0	1,551	17,304	0	0	1,551	17,304
			0		20,764		0		20,764
<b>WILD BURROS</b>	0	0	0	110	1,944	0	0	110	1,944
			0		1,166		0		1,166

**US DEPARTMENT OF AGRICULTURE – FOREST SERVICE  
ANNUAL GRAZING STATISTICAL REPORT  
GRAZING SEASON 2004**



**NATIONAL FORESTS – WESTERN REGIONS  
REGIONS (1- 6)**



	Number of Permittees	CATTLE		HORSES & BURROS		SHEEP & GOATS		TOTAL	
		NUMBER	HMS AUMS	NUMBER	HMS AUMS	NUMBER	HMS AUMS	NUMBER	HMS AUMS
<b>PERMITTED TO GRAZE</b>	5,805	999,648	4,564,122	7,904	29,231	1,002,902	2,587,058	2,010,454	7,180,411
			5,783,403				34,982		
<b>AUTHORIZED TO GRAZE PAID PERMITS</b>	5,493	827,940	3,147,107	5,412	22,921	762,104	1,797,038	1,595,456	4,967,066
			4,012,367				27,461		
<b>FREE USE</b>	7	215	875	54	325	1,210	3,660	1,479	4,860
			1,155				391		
<b>PRIVATE LANDS</b>	379	18,494	63,256	70	1,067	8,549	14,403	27,113	78,726
			81,314				1,280		
<b>CROSSING</b>	4	376	992	0	0	0	5	376	997
			1,309				0		
<b>TOTAL AUTHORIZED</b>	5,504	828,531	3,148,974	5,466	23,246	763,314	1,800,703	1,597,311	4,972,923
			4,014,831				27,852		
<b>TOTAL UN-AUTHORIZED</b>	41	2,672	1,840	8	5	3,911	2,138	6,591	3,983
			2,371				6		
<b>WILD HORSES</b>	0	0	0	1,551	17,304	0	0	1,551	17,304
			0				20,764		
<b>WILD BURROS</b>	0	0	0	110	1,944	0	0	110	1,944
			0				1,166		

**US DEPARTMENT OF AGRICULTURE – FOREST SERVICE  
ANNUAL GRAZING STATISTICAL REPORT  
GRAZING SEASON 2004**



**NATIONAL GRASSLANDS – WESTERN REGIONS  
REGIONS (1- 6)**



	Number of Permittees	CATTLE		HORSES & BURROS		SHEEP & GOATS		TOTAL	
		NUMBER	HMS AUMS	NUMBER	HMS AUMS	NUMBER	HMS AUMS	NUMBER	HMS AUMS
<b>PERMITTED TO GRAZE</b>	348	191,577	1,285,581	449	3,405	9,862	50,364	201,888	1,339,350
			1,629,428				4,089		
<b>AUTHORIZED TO GRAZE PAID PERMITS</b>	298	125,959	573,048	175	1,105	5,999	29,188	132,133	603,341
			725,161				1,330		
<b>FREE USE</b>		0	0	0	0	0	0	0	0
			0				0		
<b>PRIVATE LANDS</b>	22	902	5,033	0	0	0	0	902	5,033
			6,301				0		
<b>CROSSING</b>		0	0	0	0	0	0	0	0
			0				0		
<b>TOTAL AUTHORIZED</b>	298	125,959	573,048	175	1,105	5,999	29,188	132,133	603,341
			725,161				1,330		
<b>TOTAL UN-AUTHORIZED</b>	5	370	656	9	1	0	0	379	657
			866				1		
<b>WILD HORSES</b>									
<b>WILD BURROS</b>									

**US DEPARTMENT OF AGRICULTURE – FOREST SERVICE  
ANNUAL GRAZING STATISTICAL REPORT  
GRAZING SEASON 2004**



**NATIONAL FOREST SYSTEM – EASTERN REGIONS  
REGIONS (8 – 9)**



	Number of Permittees	CATTLE		HORSES & BURROS		SHEEP & GOATS		TOTAL	
		NUMBER	HMS AUMS	NUMBER	HMS AUMS	NUMBER	HMS AUMS	NUMBER	HMS AUMS
<b>PERMITTED TO GRAZE</b>	216	7,991	61,443	195	2,077	0	0	8,186	63,520
			78,940		1,845		0		80,785
<b>AUTHORIZED TO GRAZE PAID PERMITS</b>	44	5,015	28,495	2	49	0	0	5,017	28,544
			35,909		59		0		35,968
<b>FREE USE</b>	1	50	600	0	0	0	0	50	600
			792		0		0		792
<b>PRIVATE LANDS</b>		0	0	0	0	0	0	0	0
			0		0		0		0
<b>CROSSING</b>		0	0	0	0	0	0	0	0
			0		0		0		0
<b>TOTAL AUTHORIZED</b>	45	5,065	29,095	2	49	0	0	5,067	29,144
			36,701		59		0		36,760
<b>TOTAL UN-AUTHORIZED</b>									
<b>WILD HORSES</b>									
<b>WILD BURROS</b>									



**US DEPARTMENT OF AGRICULTURE – FOREST SERVICE  
ANNUAL GRAZING STATISTICAL REPORT  
GRAZING SEASON 2004**



**NATIONAL FORESTS – EASTERN REGIONS  
REGIONS (8 – 9)**



	Number of Permittees	CATTLE		HORSES & BURROS		SHEEP & GOATS		TOTAL	
		NUMBER	HMS AUMS	NUMBER	HMS AUMS	NUMBER	HMS AUMS	NUMBER	HMS AUMS
<b>PERMITTED TO GRAZE</b>	194	7,264	55,990	195	2,077	0	0	7,459	58,067
			71,776		1,845		0		73,621
<b>AUTHORIZED TO GRAZE PAID PERMITS</b>	44	5,015	28,495	2	49	0	0	5,017	28,544
			35,909		59		0		35,968
<b>FREE USE</b>	1	50	600	0	0	0	0	50	600
			792		0		0		792
<b>PRIVATE LANDS</b>		0	0	0	0	0	0	0	0
			0		0		0		0
<b>CROSSING</b>		0	0	0	0	0	0	0	0
			0		0		0		0
<b>TOTAL AUTHORIZED</b>	45	5,065	29,095	2	49	0	0	5,067	29,144
			36,701		59		0		36,760
<b>TOTAL UN-AUTHORIZED</b>									
<b>WILD HORSES</b>									
<b>WILD BURROS</b>									

**US DEPARTMENT OF AGRICULTURE – FOREST SERVICE  
ANNUAL GRAZING STATISTICAL REPORT  
GRAZING SEASON 2004**



**NATIONAL GRASSLANDS – EASTERN REGIONS  
REGIONS (8 – 9)**

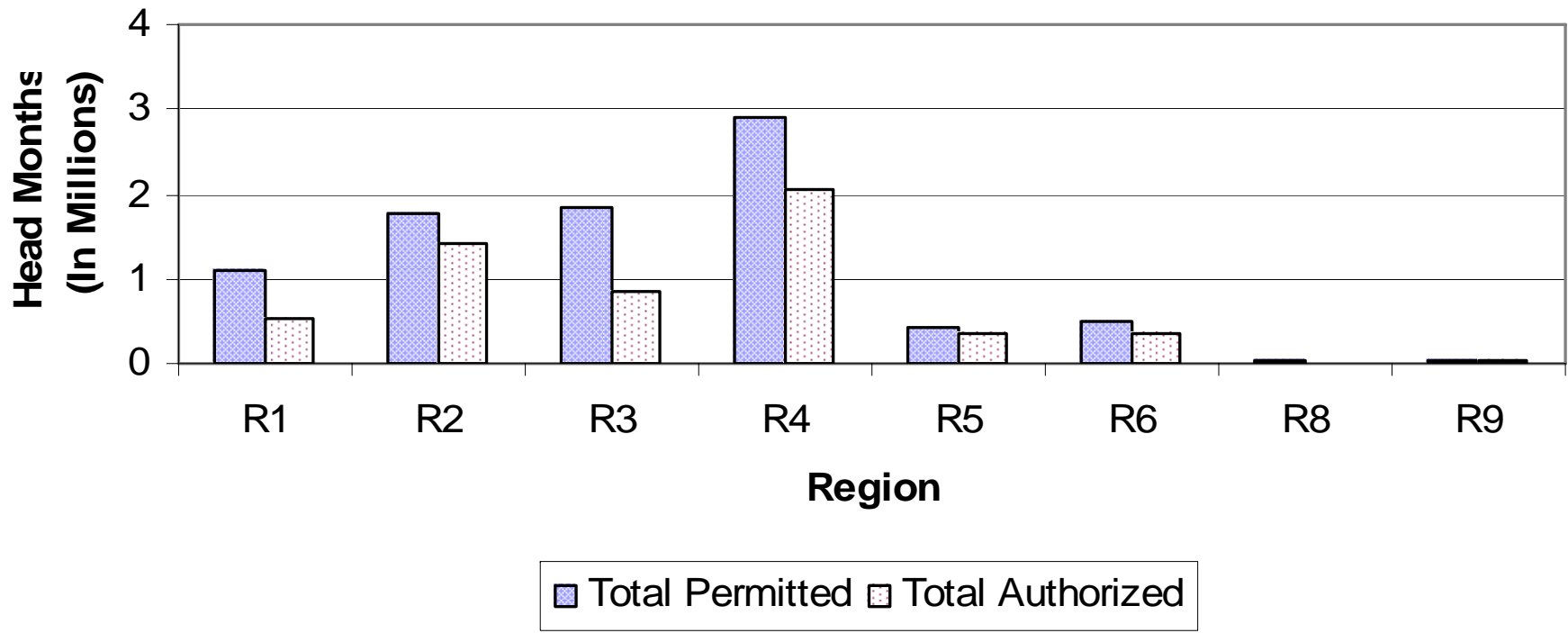


	Number of Permittees	CATTLE		HORSES & BURROS		SHEEP & GOATS		TOTAL	
		NUMBER	HMS AUMS	NUMBER	HMS AUMS	NUMBER	HMS AUMS	NUMBER	HMS AUMS
<b>PERMITTED TO GRAZE</b>	22	727	5,453	0	0	0	0	727	5,453
			7,164		0		0		7,164
<b>AUTHORIZED TO GRAZE PAID PERMITS</b>	6	167	1,014	0	0	0	0	167	1,014
			1,338		0		0		1,338
<b>FREE USE</b>									
<b>PRIVATE LANDS</b>									
<b>CROSSING</b>									
<b>TOTAL AUTHORIZED</b>	6	167	1,014	0	0	0	0	167	1,014
			1,338		0		0		1,338
<b>TOTAL UN-AUTHORIZED</b>									
<b>WILD HORSES</b>									
<b>WILD BURROS</b>									

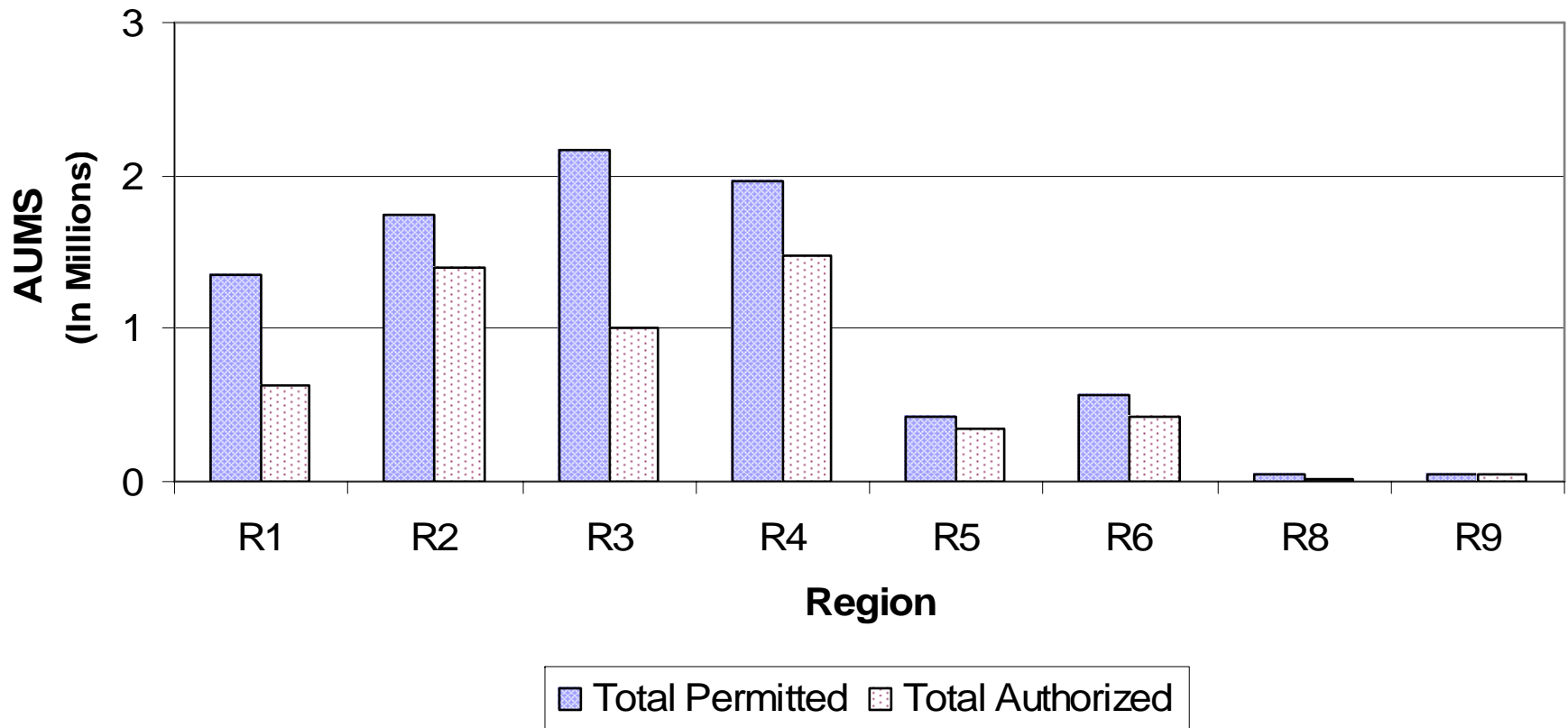
**2004  
GRAZING STATISTICAL SUMMARY  
REGIONAL SUMMARY**



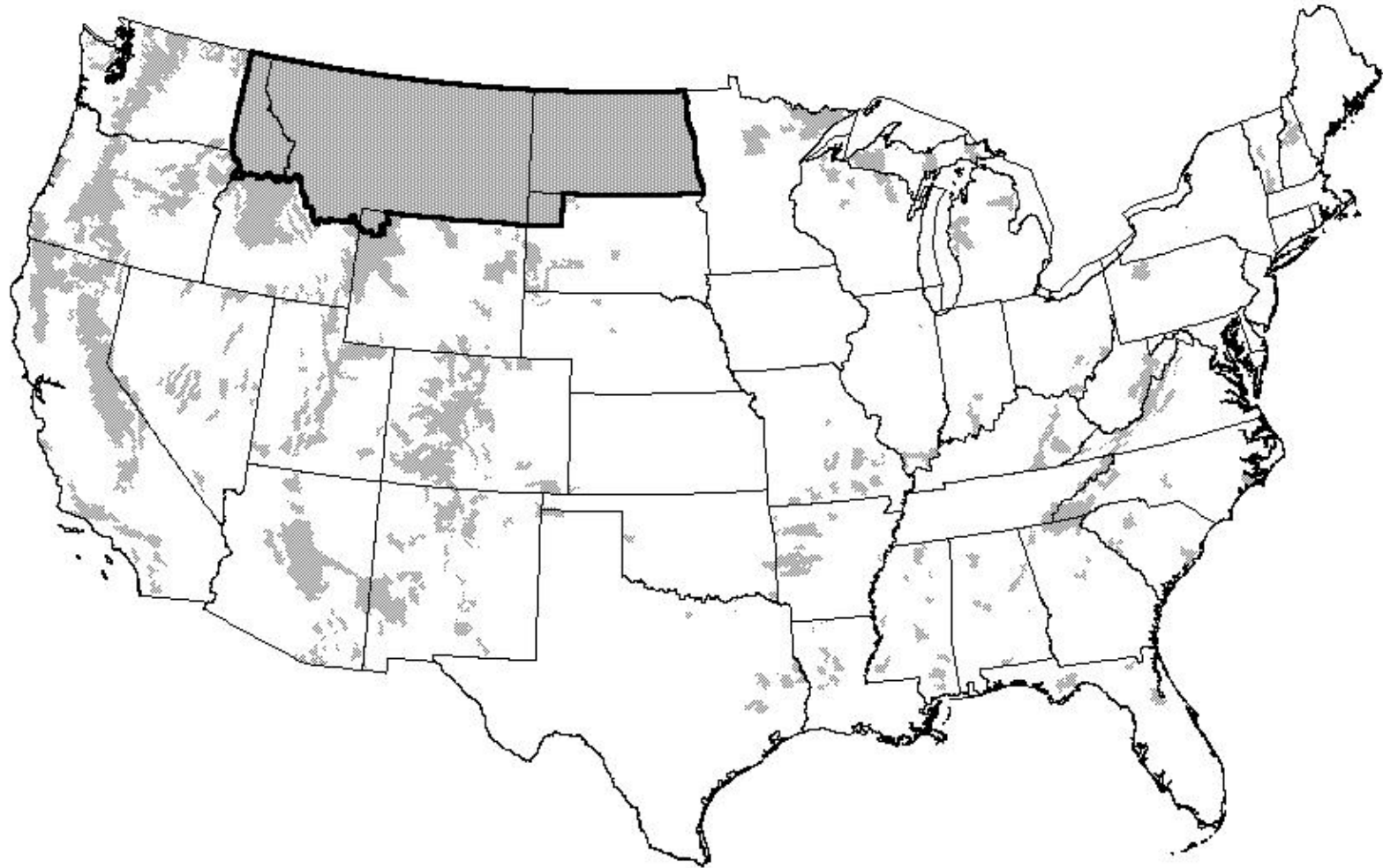
## Permitted & Authorized Use by Region (2004 Grazing Season)



## Permitted & Authorized Use by Region (2004 Grazing Season)



## NORTHERN REGION – (REGION 1)



**US DEPARTMENT OF AGRICULTURE – FOREST SERVICE  
ANNUAL GRAZING STATISTICAL REPORT  
GRAZING SEASON 2004**

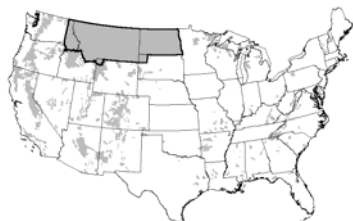


**NATIONAL FOREST SYSTEM – NORTHERN REGION  
REGION 1**



	Number of Permittees	CATTLE		HORSES & BURROS		SHEEP & GOATS		TOTAL	
		NUMBER	HMS AUMS	NUMBER	HMS AUMS	NUMBER	HMS AUMS	NUMBER	HMS AUMS
<b>PERMITTED TO GRAZE</b>	1,005	198,983	1,021,703 1,316,221	3,590	10,746 12,895	30,191	63,024 17,780	232,764	1,095,473 1,346,896
<b>AUTHORIZED TO GRAZE PAID PERMITS</b>	946	125,665	487,059 614,949	1,351	5,062 6,075	24,515	46,788 13,397	151,531	538,909 634,421
<b>FREE USE</b>		0	0 0	0	0 0	0	0 0	0	0 0
<b>PRIVATE LANDS</b>	130	6,632	20,161 25,172	0	75 90	0	0 0	6,632	20,236 25,262
<b>CROSSING</b>		0	0 0	0	0 0	0	0 0	0	0 0
<b>TOTAL AUTHORIZED</b>	946	125,665	487,059 614,949	1,351	5,062 6,075	24,515	46,788 13,397	151,531	538,909 634,421
<b>TOTAL UN-AUTHORIZED</b>	1	38	19 25	0	0 0	0	0 0	38	19 25
<b>WILD HORSES</b>									
<b>WILD BURROS</b>									

**US DEPARTMENT OF AGRICULTURE – FOREST SERVICE  
ANNUAL GRAZING STATISTICAL REPORT  
GRAZING SEASON 2004**



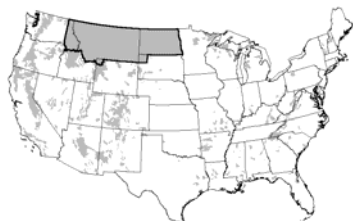
**NATIONAL FORESTS – NORTHERN REGION  
REGION 1**



	Number of Permittees	CATTLE		HORSES & BURROS		SHEEP & GOATS		TOTAL	
		NUMBER	HMS AUMS	NUMBER	HMS AUMS	NUMBER	HMS AUMS	NUMBER	HMS AUMS
<b>PERMITTED TO GRAZE</b>	994	130,515	511,464	3,279	8,241	29,334	57,839	163,128	577,544
			652,941		9,889		16,501		679,331
<b>AUTHORIZED TO GRAZE PAID PERMITS</b>	945	118,146	430,132	1,351	5,062	24,515	46,788	144,012	481,982
			541,565		6,075		13,397		561,037
<b>FREE USE</b>		0	0	0	0	0	0	0	0
			0		0		0		0
<b>PRIVATE LANDS</b>	130	6,632	20,161	0	75	0	0	6,632	20,236
			25,172		90		0		25,262
<b>CROSSING</b>		0	0	0	0	0	0	0	0
			0		0		0		0
<b>TOTAL AUTHORIZED</b>	945	118,146	430,132	1,351	5,062	24,515	46,788	144,012	481,982
			541,565		6,075		13,397		561,037
<b>TOTAL UN-AUTHORIZED</b>	1	38	19	0	0	0	0	38	19
			25		0		0		25
<b>WILD HORSES</b>									
<b>WILD BURROS</b>									



**US DEPARTMENT OF AGRICULTURE – FOREST SERVICE  
ANNUAL GRAZING STATISTICAL REPORT  
GRAZING SEASON 2004**

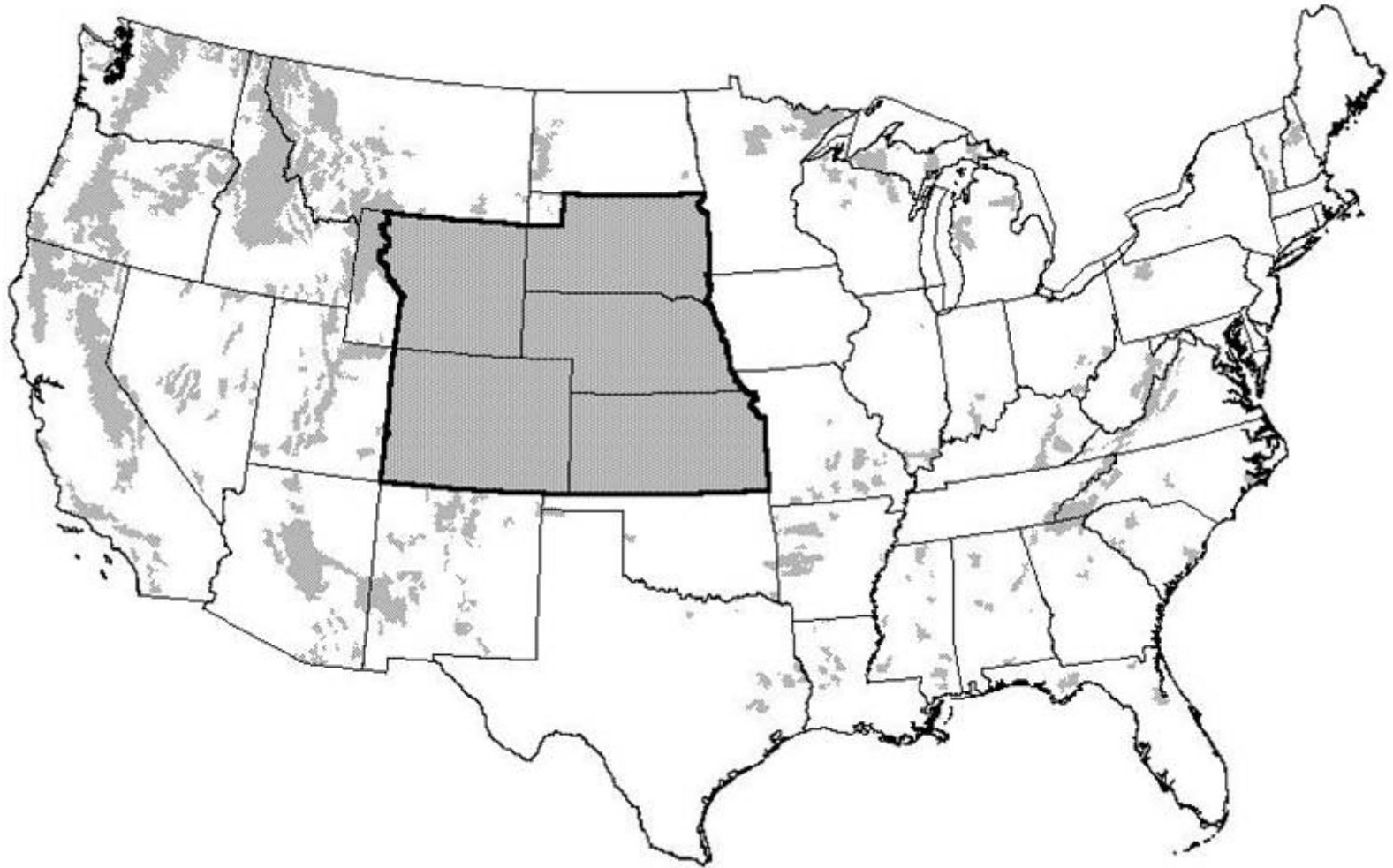


**NATIONAL GRASSLANDS – NORTHERN REGION  
REGION 1**



	Number of Permittees	CATTLE		HORSES & BURROS		SHEEP & GOATS		TOTAL	
		NUMBER	HMS AUMS	NUMBER	HMS AUMS	NUMBER	HMS AUMS	NUMBER	HMS AUMS
<b>PERMITTED TO GRAZE</b>	11	68,468	510,239	311	2,505	857	5,185	69,636	517,929
			663,280		3,006		1,279		667,565
<b>AUTHORIZED TO GRAZE PAID PERMITS</b>	1	7,519	56,927	0	0	0	0	7,519	56,927
			73,384		0		0		73,384
<b>FREE USE</b>		0	0	0	0	0	0	0	0
			0		0		0		0
<b>PRIVATE LANDS</b>		0	0	0	0	0	0	0	0
			0		0		0		0
<b>CROSSING</b>		0	0	0	0	0	0	0	0
			0		0		0		0
<b>TOTAL AUTHORIZED</b>	1	7,519	56,927	0	0	0	0	7,519	56,927
			73,384		0		0		73,384
<b>TOTAL UN-AUTHORIZED</b>									
<b>WILD HORSES</b>									
<b>WILD BURROS</b>									

## ROCKY MOUNTAIN REGION – (REGION 2)



**US DEPARTMENT OF AGRICULTURE – FOREST SERVICE  
ANNUAL GRAZING STATISTICAL REPORT  
GRAZING SEASON 2004**



**NATIONAL FOREST SYSTEM – ROCKY MOUNTAIN REGION  
REGION 2**



	Number of Permittees	CATTLE		HORSES & BURROS		SHEEP & GOATS		TOTAL	
		NUMBER	HMS AUMS	NUMBER	HMS AUMS	NUMBER	HMS AUMS	NUMBER	HMS AUMS
<b>PERMITTED TO GRAZE</b>	1,131	305,006	1,269,823	1,872	5,884	202,920	477,444	509,798	1,753,151
			1,596,553				7,065		
<b>AUTHORIZED TO GRAZE PAID PERMITS</b>	1,069	272,953	1,026,103	1,615	5,866	166,040	376,703	440,608	1,408,672
			1,284,435				7,048		
<b>FREE USE</b>	2	0	0	8	53	0	0	8	53
			0				64		
<b>PRIVATE LANDS</b>	45	1,635	7,469	0	0	0	0	1,635	7,469
			9,252				0		
<b>CROSSING</b>	2	0	3	0	0	0	5	0	8
			4				0		
<b>TOTAL AUTHORIZED</b>	1,073	272,953	1,026,106	1,623	5,919	166,040	376,708	440,616	1,408,733
			1,284,439				7,112		
<b>TOTAL UN-AUTHORIZED</b>	8	100	107	17	6	3,911	2,138	4,028	2,251
			94				7		
<b>WILD HORSES</b>									
<b>WILD BURROS</b>									

**US DEPARTMENT OF AGRICULTURE – FOREST SERVICE  
ANNUAL GRAZING STATISTICAL REPORT  
GRAZING SEASON 2004**



**NATIONAL FORESTS – ROCKY MOUNTAIN REGION  
REGION 2**



	Number of Permittees	CATTLE		HORSES & BURROS		SHEEP & GOATS		TOTAL	
		NUMBER	HMS AUMS	NUMBER	HMS AUMS	NUMBER	HMS AUMS	NUMBER	HMS AUMS
<b>PERMITTED TO GRAZE</b>	1,013	206,012	748,090	1,762	5,182	193,915	432,265	401,689	1,185,537
			926,028		6,220		128,291		1,060,539
<b>AUTHORIZED TO GRAZE PAID PERMITS</b>	951	172,308	614,715	1,440	4,761	160,041	347,515	333,789	966,991
			756,506		5,718		102,123		864,347
<b>FREE USE</b>	2	0	0	8	53	0	0	8	53
			0		64		0		64
<b>PRIVATE LANDS</b>	23	733	2,436	0	0	0	0	733	2,436
			2,951		0		0		2,951
<b>CROSSING</b>	2	0	3	0	0	0	5	0	8
			4		0		2		6
<b>TOTAL AUTHORIZED</b>	955	172,308	614,718	1,448	4,814	160,041	347,520	333,797	967,052
			756,510		5,782		102,125		864,417
<b>TOTAL UN-AUTHORIZED</b>	7	80	105	8	5	3,911	2,138	3,999	2,248
			91		6		642		739
<b>WILD HORSES</b>									
<b>WILD BURROS</b>									

**US DEPARTMENT OF AGRICULTURE – FOREST SERVICE  
ANNUAL GRAZING STATISTICAL REPORT  
GRAZING SEASON 2004**

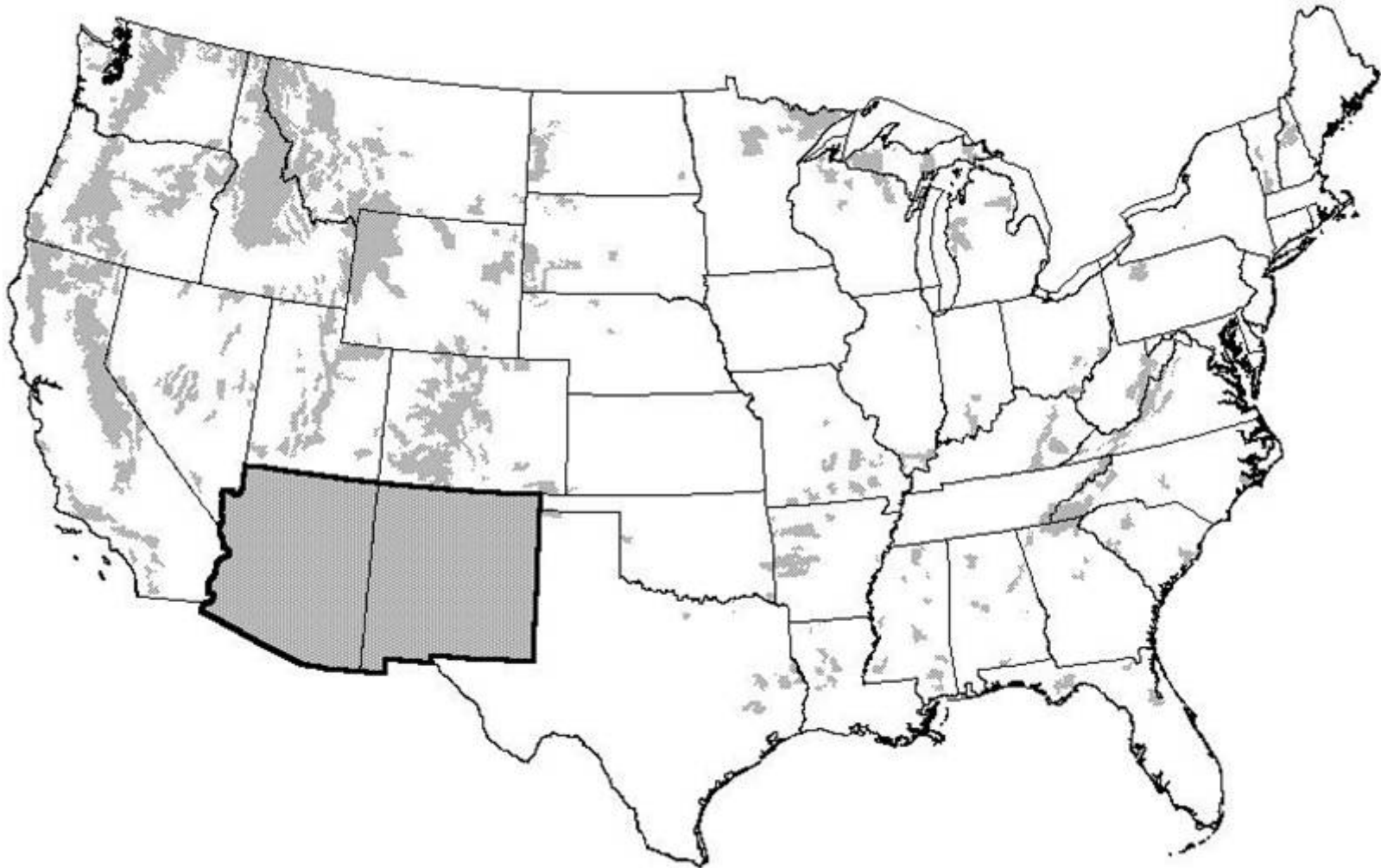


**NATIONAL GRASSLANDS – ROCKY MOUNTAIN REGION  
REGION 2**



	Number of Permittees	CATTLE		HORSES & BURROS		SHEEP & GOATS		TOTAL	
		NUMBER	HMS AUMS	NUMBER	HMS AUMS	NUMBER	HMS AUMS	NUMBER	HMS AUMS
<b>PERMITTED TO GRAZE</b>	118	98,994	521,733	110	702	9,005	45,179	108,109	567,614
			670,525		845		13,495		684,865
<b>AUTHORIZED TO GRAZE PAID PERMITS</b>	118	100,645	411,388	175	1,105	5,999	29,188	106,819	441,681
			527,929		1,330		8,757		538,016
<b>FREE USE</b>		0	0	0	0	0	0	0	0
			0		0		0		0
<b>PRIVATE LANDS</b>	22	902	5,033	0	0	0	0	902	5,033
			6,301		0		0		6,301
<b>CROSSING</b>		0	0	0	0	0	0	0	0
			0		0		0		0
<b>TOTAL AUTHORIZED</b>	118	100,645	411,388	175	1,105	5,999	29,188	106,819	441,681
			527,929		1,330		8,757		538,016
<b>TOTAL UN-AUTHORIZED</b>	1	20	2	9	1	0	0	29	3
			3		1		0		4
<b>WILD HORSES</b>									
<b>WILD BURROS</b>									

## SOUTHWESTERN REGION – (REGION 3)



**US DEPARTMENT OF AGRICULTURE – FOREST SERVICE  
ANNUAL GRAZING STATISTICAL REPORT  
GRAZING SEASON 2004**



**NATIONAL FOREST SYSTEM – SOUTHWESTERN REGION  
REGION 3**



	Number of Permittees	CATTLE		HORSES & BURROS		SHEEP & GOATS		TOTAL	
		NUMBER	HMS AUMS	NUMBER	HMS AUMS	NUMBER	HMS AUMS	NUMBER	HMS AUMS
<b>PERMITTED TO GRAZE</b>	1,255	211,458	1,737,776	963	8,535	68,475	111,914	280,896	1,858,225
			2,135,973		10,146		26,852		2,172,971
<b>AUTHORIZED TO GRAZE PAID PERMITS</b>	1,158	140,309	773,269	937	6,840	43,208	81,694	184,454	861,803
			975,724		8,159		19,337		1,003,220
<b>FREE USE</b>		0	0	0	0	0	0	0	0
			0		0		0		0
<b>PRIVATE LANDS</b>	33	424	5,517	70	984	0	2,036	494	8,537
			7,024		1,180		407		8,611
<b>CROSSING</b>		0	0	0	0	0	0	0	0
			0		0		0		0
<b>TOTAL AUTHORIZED</b>	1,158	140,309	773,269	937	6,840	43,208	81,694	184,454	861,803
			975,724		8,159		19,337		1,003,220
<b>TOTAL UN-AUTHORIZED</b>	7	471	751	0	0	0	0	471	751
			982		0		0		982
<b>WILD HORSES</b>	0	0	0	45	0	0	0	45	0
			0		0		0		0
<b>WILD BURROS</b>	0	0	0	0	0	0	0	0	0
			0		0		0		0

**US DEPARTMENT OF AGRICULTURE – FOREST SERVICE  
ANNUAL GRAZING STATISTICAL REPORT  
GRAZING SEASON 2004**



**NATIONAL FORESTS – SOUTHWESTERN REGION  
REGION 3**



	Number of Permittees	CATTLE		HORSES & BURROS		SHEEP & GOATS		TOTAL	
		NUMBER	HMS AUMS	NUMBER	HMS AUMS	NUMBER	HMS AUMS	NUMBER	HMS AUMS
<b>PERMITTED TO GRAZE</b>	1,058	194,149	1,522,400	963	8,535	68,475	111,914	263,587	1,642,849
			1,890,244		10,146		26,852		1,927,242
<b>AUTHORIZED TO GRAZE PAID PERMITS</b>	982	126,534	688,696	937	6,840	43,208	81,694	170,679	777,230
			878,491		8,159		19,337		905,987
<b>FREE USE</b>		0	0	0	0	0	0	0	0
			0		0		0		0
<b>PRIVATE LANDS</b>	33	424	5,517	70	984	0	2,036	494	8,537
			7,024		1,180		407		8,611
<b>CROSSING</b>		0	0	0	0	0	0	0	0
			0		0		0		0
<b>TOTAL AUTHORIZED</b>	982	126,534	688,696	937	6,840	43,208	81,694	170,679	777,230
			878,491		8,159		19,337		905,987
<b>TOTAL UN-AUTHORIZED</b>	3	121	97	0	0	0	0	121	97
			119		0		0		119
<b>WILD HORSES</b>	0	0	0	45	0	0	0	45	0
			0		0		0		0
<b>WILD BURROS</b>	0	0	0	0	0	0	0	0	0
			0		0		0		0



**US DEPARTMENT OF AGRICULTURE – FOREST SERVICE  
ANNUAL GRAZING STATISTICAL REPORT  
GRAZING SEASON 2004**

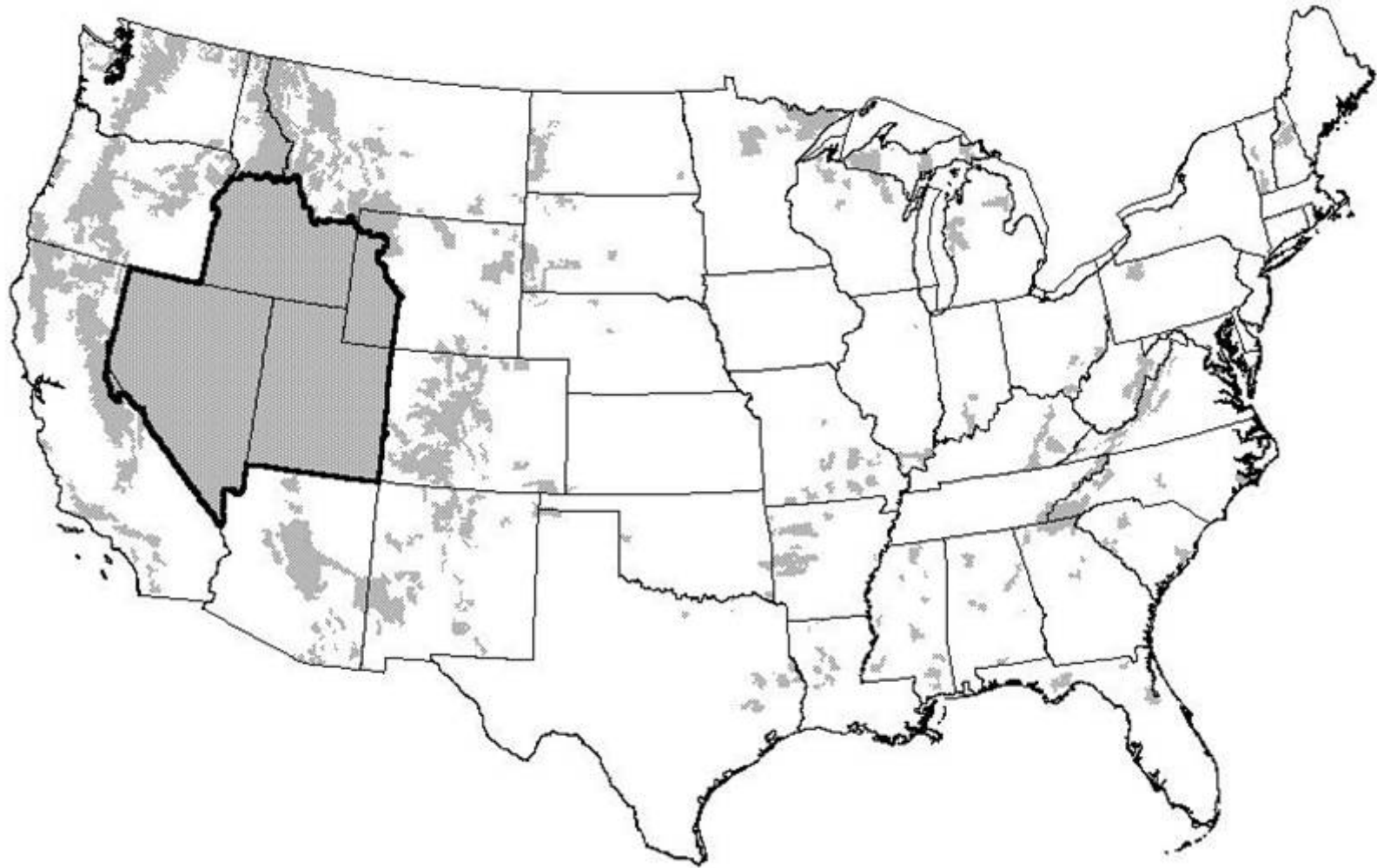


**NATIONAL GRASSLANDS – SOUTHWESTERN REGION  
REGION 3**

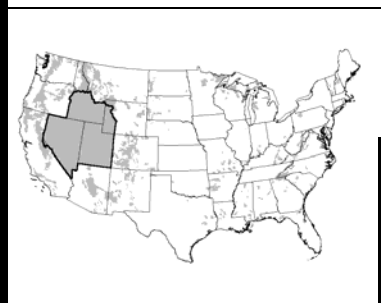


	Number of Permittees	CATTLE		HORSES & BURROS		SHEEP & GOATS		TOTAL	
		NUMBER	HMS AUMS	NUMBER	HMS AUMS	NUMBER	HMS AUMS	NUMBER	HMS AUMS
<b>PERMITTED TO GRAZE</b>	197	17,309	215,376 245,729	0	0 0	0	0 0	17,309	215,376 245,729
<b>AUTHORIZED TO GRAZE PAID PERMITS</b>	176	13,775	84,573 97,233	0	0 0	0	0 0	13,775	84,573 97,233
<b>FREE USE</b>		0	0 0	0	0 0	0	0 0	0	0 0
<b>PRIVATE LANDS</b>		0	0 0	0	0 0	0	0 0	0	0 0
<b>CROSSING</b>		0	0 0	0	0 0	0	0 0	0	0 0
<b>TOTAL AUTHORIZED</b>	176	13,775	84,573 97,233	0	0 0	0	0 0	13,775	84,573 97,233
<b>TOTAL UN-AUTHORIZED</b>	4	350	654 863	0	0 0	0	0 0	350	654 863
<b>WILD HORSES</b>									
<b>WILD BURROS</b>									

## INTER-MOUNTAIN REGION – (REGION 4)



**US DEPARTMENT OF AGRICULTURE – FOREST SERVICE  
ANNUAL GRAZING STATISTICAL REPORT  
GRAZING SEASON 2004**

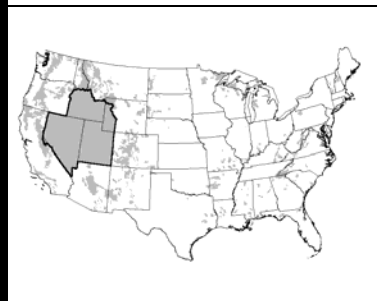


**NATIONAL FOREST SYSTEM – INTERMOUNTAIN REGION  
REGION 4**



	Number of Permittees	CATTLE		HORSES & BURROS		SHEEP & GOATS		TOTAL	
		NUMBER	HMS AUMS	NUMBER	HMS AUMS	NUMBER	HMS AUMS	NUMBER	HMS AUMS
<b>PERMITTED TO GRAZE</b>	1,943	302,117	1,112,647	1,613	5,288	645,864	1,768,800	949,594	2,886,735
			1,444,671		6,346		519,829		1,970,846
<b>AUTHORIZED TO GRAZE PAID PERMITS</b>	1,874	266,506	867,398	1,502	5,006	487,408	1,189,290	755,416	2,061,694
			1,124,810		6,007		343,800		1,474,617
<b>FREE USE</b>	3	25	113	1	3	1,210	3,660	1,236	3,776
			149		4		1,098		1,251
<b>PRIVATE LANDS</b>	95	2,378	8,815	0	8	7,149	10,651	9,527	19,474
			11,601		10		3,195		14,806
<b>CROSSING</b>	2	376	989	0	0	0	0	376	989
			1,305		0		0		1,305
<b>TOTAL AUTHORIZED</b>	1,879	266,907	868,500	1,503	5,009	488,618	1,192,950	757,028	2,066,459
			1,126,264		6,011		344,898		1,477,173
<b>TOTAL UN-AUTHORIZED</b>	17	2,082	1,506	0	0	0	0	2,082	1,506
			1,987		0		0		1,987
<b>WILD HORSES</b>	0	0	0	223	2,292	0	0	223	2,292
			0		2,750		0		2,750
<b>WILD BURROS</b>		0	0	0	0	0	0	0	0
			0		0		0		0

**US DEPARTMENT OF AGRICULTURE – FOREST SERVICE  
ANNUAL GRAZING STATISTICAL REPORT  
GRAZING SEASON 2004**





**NATIONAL FORESTS – INTERMOUNTAIN REGION  
REGION 4**

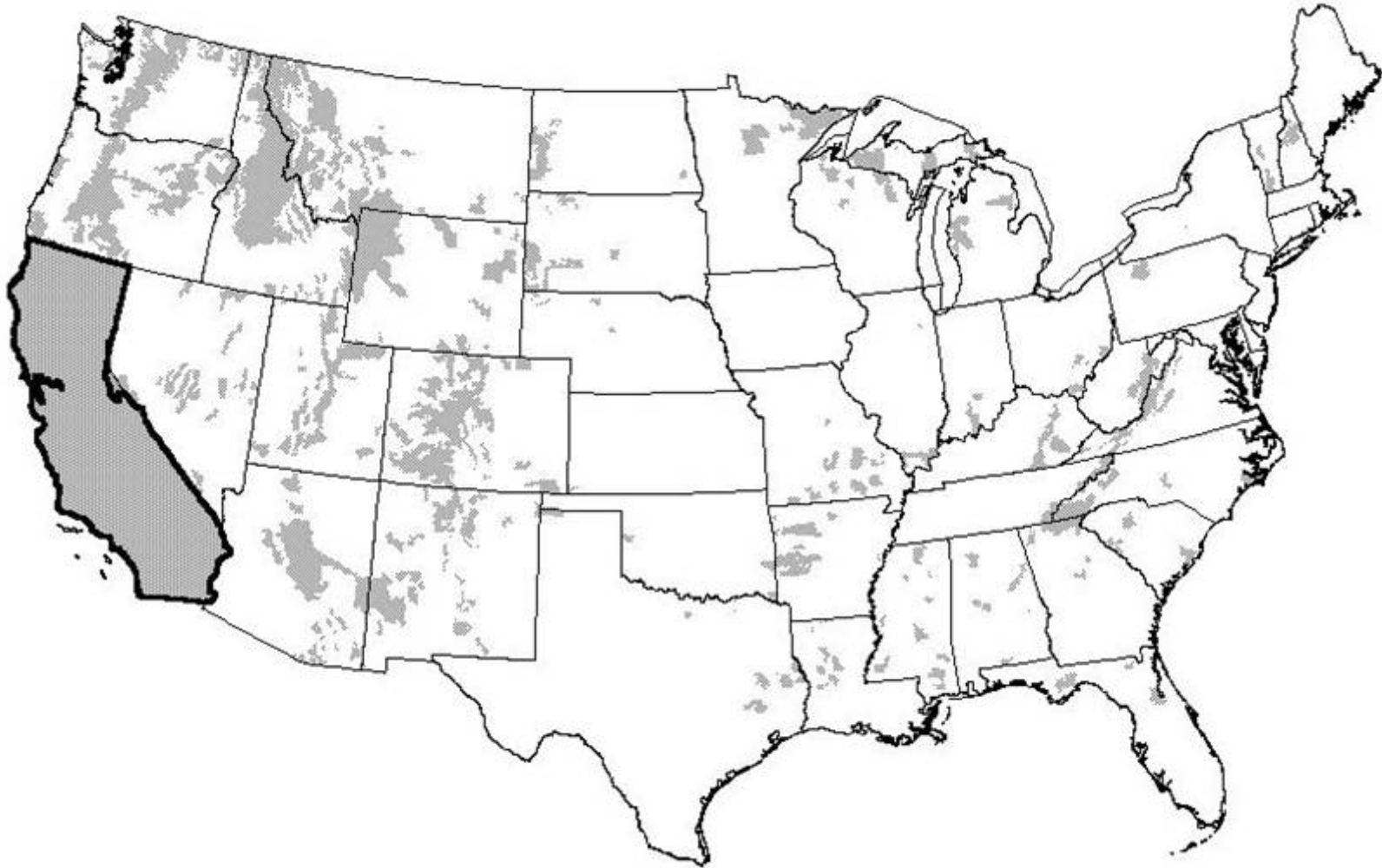


	Number of Permittees	CATTLE		HORSES & BURROS		SHEEP & GOATS		TOTAL	
		NUMBER	HMS AUMS	NUMBER	HMS AUMS	NUMBER	HMS AUMS	NUMBER	HMS AUMS
<b>PERMITTED TO GRAZE</b>	1,941	297,918	1,091,146	1,613	5,288	645,864	1,768,800	945,395	2,865,234
			1,416,286		6,346		519,829		1,942,461
<b>AUTHORIZED TO GRAZE PAID PERMITS</b>	1,872	262,486	847,245	1,502	5,006	487,408	1,189,290	751,396	2,041,541
			1,098,204		6,007		343,800		1,448,011
<b>FREE USE</b>	3	25	113	1	3	1,210	3,660	1,236	3,776
			149		4		1,098		1,251
<b>PRIVATE LANDS</b>	95	2,378	8,815	0	8	7,149	10,651	9,527	19,474
			11,601		10		3,195		14,806
<b>CROSSING</b>	2	376	989	0	0	0	0	376	989
			1,305		0		0		1,305
<b>TOTAL AUTHORIZED</b>	1,877	262,887	848,347	1,503	5,009	488,618	1,192,950	753,008	2,046,306
			1,099,658		6,011		344,898		1,450,567
<b>TOTAL UN-AUTHORIZED</b>	17	2,082	1,506	0	0	0	0	2,082	1,506
			1,987		0		0		1,987
<b>WILD HORSES</b>	0	0	0	223	2,292	0	0	223	2,292
			0		2,750		0		2,750
<b>WILD BURROS</b>		0	0	0	0	0	0	0	0
			0		0		0		0

**US DEPARTMENT OF AGRICULTURE – FOREST SERVICE  
ANNUAL GRAZING STATISTICAL REPORT  
GRAZING SEASON 2004**

	<b>NATIONAL GRASSLANDS – INTERMOUNTAIN REGION REGION 4</b>								
	<b>Number of Permittees</b>	<b>CATTLE</b>		<b>HORSES &amp; BURROS</b>		<b>SHEEP &amp; GOATS</b>		<b>TOTAL</b>	
		<b>NUMBER</b>	<b>HMS AUMS</b>	<b>NUMBER</b>	<b>HMS AUMS</b>	<b>NUMBER</b>	<b>HMS AUMS</b>	<b>NUMBER</b>	<b>HMS AUMS</b>
<b>PERMITTED TO GRAZE</b>	2	4,199	21,501	0	0	0	0	4,199	21,501
			28,385		0		0		28,385
<b>AUTHORIZED TO GRAZE PAID PERMITS</b>	2	4,020	20,153	0	0	0	0	4,020	20,153
			26,606		0		0		26,606
<b>FREE USE</b>		0	0	0	0	0	0	0	0
			0		0		0		0
<b>PRIVATE LANDS</b>		0	0	0	0	0	0	0	0
			0		0		0		0
<b>CROSSING</b>		0	0	0	0	0	0	0	0
			0		0		0		0
<b>TOTAL AUTHORIZED</b>	2	4,020	20,153	0	0	0	0	4,020	20,153
			26,606		0		0		26,606
<b>TOTAL UN-AUTHORIZED</b>									
<b>WILD HORSES</b>									
<b>WILD BURROS</b>									

**PACIFIC SOUTHWEST REGION – (REGION 5)**



**US DEPARTMENT OF AGRICULTURE – FOREST SERVICE  
ANNUAL GRAZING STATISTICAL REPORT  
GRAZING SEASON 2004**



**NATIONAL FOREST SYSTEM – PACIFIC SOUTHWEST REGION  
REGION 5**



	Number of Permittees	CATTLE		HORSES & BURROS		SHEEP & GOATS		TOTAL	
		NUMBER	HMS AUMS	NUMBER	HMS AUMS	NUMBER	HMS AUMS	NUMBER	HMS AUMS
<b>PERMITTED TO GRAZE</b>	366	66,736	301,916	162	1,358	41,328	131,148	108,226	434,422
			386,567				1,629		
<b>AUTHORIZED TO GRAZE PAID PERMITS</b>	335	60,053	251,390	112	963	36,902	93,124	97,067	345,477
			324,427				1,155		
<b>FREE USE</b>		0	0	0	0	0	0	0	0
			0				0		
<b>PRIVATE LANDS</b>	32	867	6,495	0	0	1,400	1,716	2,267	8,211
			8,587				0		
<b>CROSSING</b>		0	0	0	0	0	0	0	0
			0				0		
<b>TOTAL AUTHORIZED</b>	335	60,053	251,390	112	963	36,902	93,124	97,067	345,477
			324,427				1,155		
<b>TOTAL UN-AUTHORIZED</b>	11	318	97	0	0	0	0	318	97
			128				0		
<b>WILD HORSES</b>	0	0	0	1,446	16,584	0	0	1,446	16,584
			0				19,900		
<b>WILD BURROS</b>	0	0	0	110	1,944	0	0	110	1,944
			0				1,166		

**US DEPARTMENT OF AGRICULTURE – FOREST SERVICE  
ANNUAL GRAZING STATISTICAL REPORT  
GRAZING SEASON 2004**



**NATIONAL FORESTS – PACIFIC SOUTHWEST REGION  
REGION 5**



	Number of Permittees	CATTLE		HORSES & BURROS		SHEEP & GOATS		TOTAL	
		NUMBER	HMS AUMS	NUMBER	HMS AUMS	NUMBER	HMS AUMS	NUMBER	HMS AUMS
<b>PERMITTED TO GRAZE</b>	366	66,736	301,916	162	1,358	41,328	131,148	108,226	434,422
			386,567		1,629		33,555		421,751
<b>AUTHORIZED TO GRAZE PAID PERMITS</b>	335	60,053	251,390	112	963	36,902	93,124	97,067	345,477
			324,427		1,155		23,170		348,752
<b>FREE USE</b>		0	0	0	0	0	0	0	0
			0		0		0		0
<b>PRIVATE LANDS</b>	32	867	6,495	0	0	1,400	1,716	2,267	8,211
			8,587		0		343		8,930
<b>CROSSING</b>		0	0	0	0	0	0	0	0
			0		0		0		0
<b>TOTAL AUTHORIZED</b>	335	60,053	251,390	112	963	36,902	93,124	97,067	345,477
			324,427		1,155		23,170		348,752
<b>TOTAL UN-AUTHORIZED</b>	11	318	97	0	0	0	0	318	97
			128		0		0		128
<b>WILD HORSES</b>	0	0	0	1,446	16,584	0	0	1,446	16,584
			0		19,900		0		19,900
<b>WILD BURROS</b>	0	0	0	110	1,944	0	0	110	1,944
			0		1,166		0		1,166



**US DEPARTMENT OF AGRICULTURE – FOREST SERVICE  
ANNUAL GRAZING STATISTICAL REPORT  
GRAZING SEASON 2004**

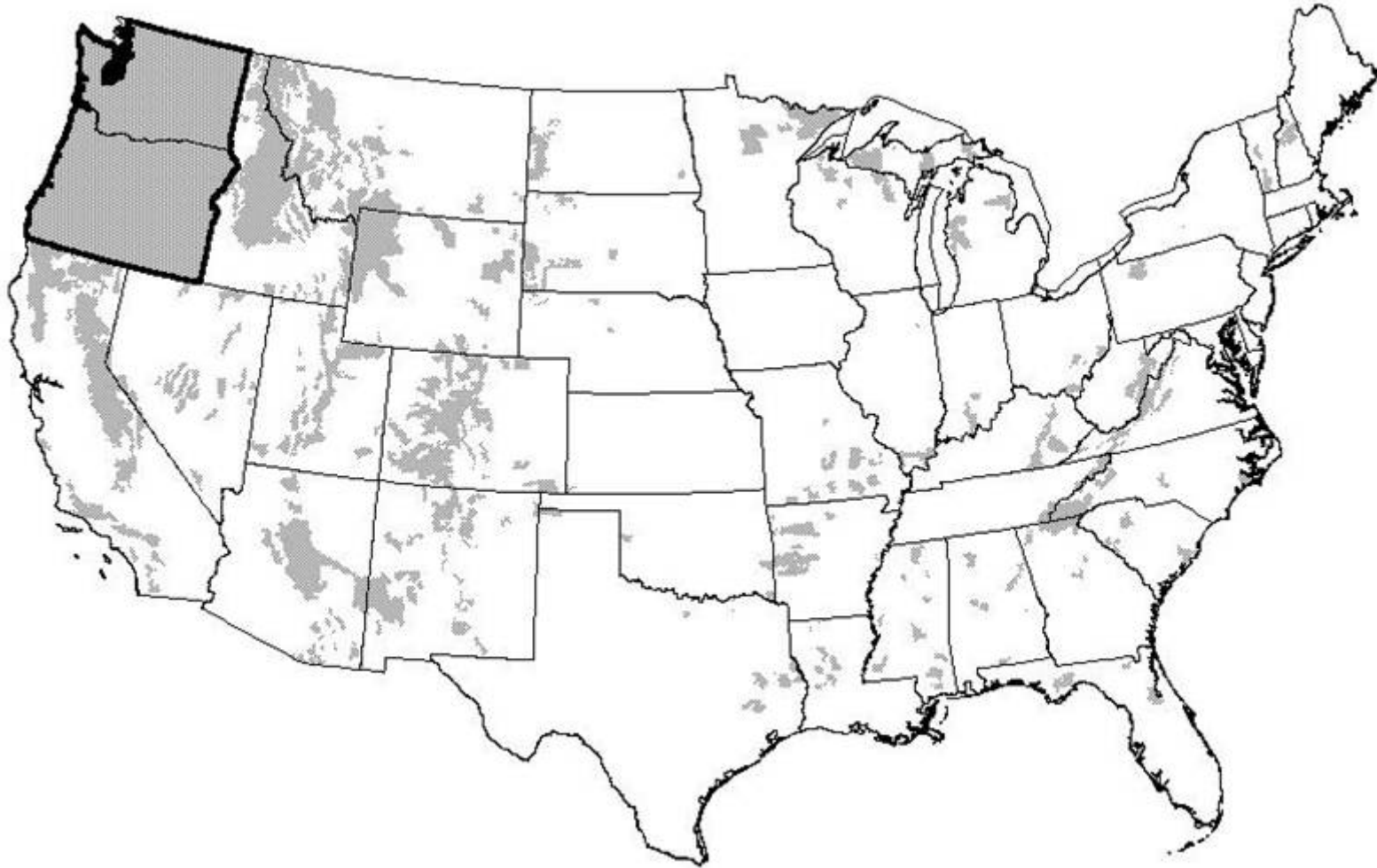


**NATIONAL GRASSLANDS – PACIFIC SOUTHWEST REGION  
REGION 5**



	Number of Permittees	CATTLE		HORSES & BURROS		SHEEP & GOATS		TOTAL	
		NUMBER	HMS AUMS	NUMBER	HMS AUMS	NUMBER	HMS AUMS	NUMBER	HMS AUMS
<b>PERMITTED TO GRAZE</b>									
<b>AUTHORIZED TO GRAZE PAID PERMITS</b>									
<b>FREE USE</b>									
<b>PRIVATE LANDS</b>									
<b>CROSSING</b>									
<b>TOTAL AUTHORIZED</b>									
<b>TOTAL UN-AUTHORIZED</b>									
<b>WILD HORSES</b>									
<b>WILD BURROS</b>									

**PACIFIC NORTHWEST REGION – (REGION 6)**



**US DEPARTMENT OF AGRICULTURE – FOREST SERVICE  
ANNUAL GRAZING STATISTICAL REPORT  
GRAZING SEASON 2004**



**NATIONAL FOREST SYSTEM– PACIFIC NORTHWEST REGION  
REGION 6**



	Number of Permittees	CATTLE		HORSES & BURROS		SHEEP & GOATS		TOTAL	
		NUMBER	HMS AUMS	NUMBER	HMS AUMS	NUMBER	HMS AUMS	NUMBER	HMS AUMS
<b>PERMITTED TO GRAZE</b>	453	106,925	405,838	153	825	23,986	85,092	131,064	491,755
			532,846				990		
<b>AUTHORIZED TO GRAZE PAID PERMITS</b>	409	88,413	314,936	70	289	10,030	38,627	98,513	353,852
			413,183				347		
<b>FREE USE</b>	2	190	762	45	269	0	0	235	1,031
			1,006				323		
<b>PRIVATE LANDS</b>	66	7,460	19,832	0	0	0	0	7,460	19,832
			25,979				0		
<b>CROSSING</b>		0	0	0	0	0	0	0	0
			0				0		
<b>TOTAL AUTHORIZED</b>	411	88,603	315,698	115	558	10,030	38,627	98,748	354,883
			414,189				670		
<b>TOTAL UN-AUTHORIZED</b>	2	33	16	0	0	0	0	33	16
			21				0		
<b>WILD HORSES</b>	0	0	0	60	720	0	0	60	720
			0				864		
<b>WILD BURROS</b>									

**US DEPARTMENT OF AGRICULTURE – FOREST SERVICE  
ANNUAL GRAZING STATISTICAL REPORT  
GRAZING SEASON 2004**



**NATIONAL FORESTS – PACIFIC NORTHWEST REGION  
REGION 6**



	Number of Permittees	CATTLE		HORSES & BURROS		SHEEP & GOATS		TOTAL	
		NUMBER	HMS AUMS	NUMBER	HMS AUMS	NUMBER	HMS AUMS	NUMBER	HMS AUMS
<b>PERMITTED TO GRAZE</b>	433	104,318	389,106	125	627	23,986	85,092	128,429	474,825
			511,337		752		24,725		536,814
<b>AUTHORIZED TO GRAZE PAID PERMITS</b>	408	88,413	314,929	70	289	10,030	38,627	98,513	353,845
			413,174		347		11,188		424,709
<b>FREE USE</b>	2	190	762	45	269	0	0	235	1,031
			1,006		323		0		1,329
<b>PRIVATE LANDS</b>	66	7,460	19,832	0	0	0	0	7,460	19,832
			25,979		0		0		25,979
<b>CROSSING</b>		0	0	0	0	0	0	0	0
			0		0		0		0
<b>TOTAL AUTHORIZED</b>	410	88,603	315,691	115	558	10,030	38,627	98,748	354,876
			414,180		670		11,188		426,038
<b>TOTAL UN-AUTHORIZED</b>	2	33	16	0	0	0	0	33	16
			21		0		0		21
<b>WILD HORSES</b>	0	0	0	60	720	0	0	60	720
			0		864		0		864
<b>WILD BURROS</b>									

**US DEPARTMENT OF AGRICULTURE – FOREST SERVICE  
ANNUAL GRAZING STATISTICAL REPORT  
GRAZING SEASON 2004**

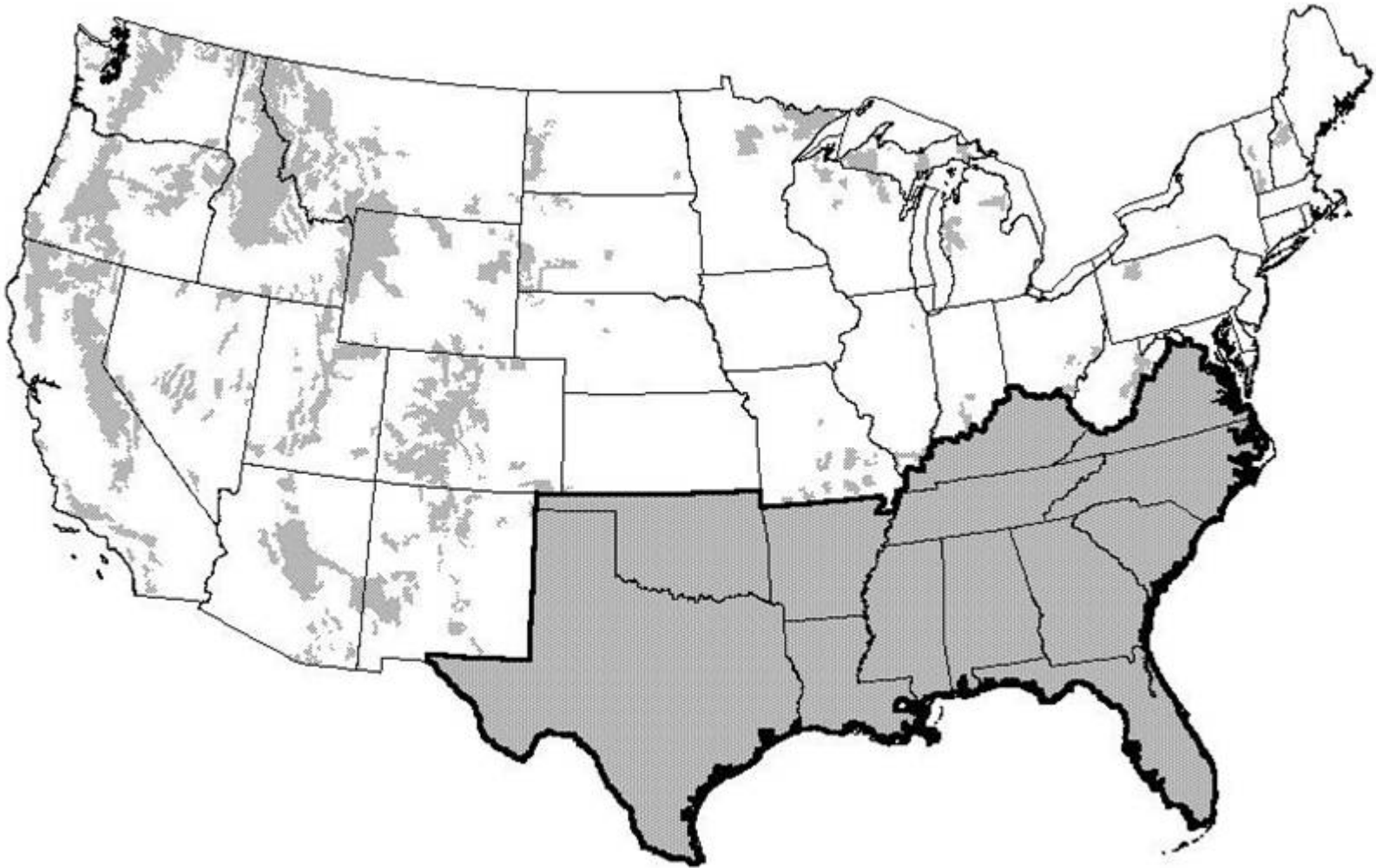


**NATIONAL GRASSLANDS – PACIFIC NORTHWEST REGION  
REGION 6**



	Number of Permittees	CATTLE		HORSES & BURROS		SHEEP & GOATS		TOTAL	
		NUMBER	HMS AUMS	NUMBER	HMS AUMS	NUMBER	HMS AUMS	NUMBER	HMS AUMS
<b>PERMITTED TO GRAZE</b>	20	2,607	16,732	28	198	0	0	2,635	16,930
			21,509		238		0		21,747
<b>AUTHORIZED TO GRAZE PAID PERMITS</b>	1	0	7	0	0	0	0	0	7
			9		0		0		9
<b>FREE USE</b>		0	0	0	0	0	0	0	0
			0		0		0		0
<b>PRIVATE LANDS</b>		0	0	0	0	0	0	0	0
			0		0		0		0
<b>CROSSING</b>		0	0	0	0	0	0	0	0
			0		0		0		0
<b>TOTAL AUTHORIZED</b>	1	0	7	0	0	0	0	0	7
			9		0		0		9
<b>TOTAL UN-AUTHORIZED</b>									
<b>WILD HORSES</b>									
<b>WILD BURROS</b>									

## SOUTHERN REGION – (REGION 8)



**US DEPARTMENT OF AGRICULTURE – FOREST SERVICE  
ANNUAL GRAZING STATISTICAL REPORT  
GRAZING SEASON 2004**



**NATIONAL FOREST SYSTEM – SOUTHERN REGION  
REGION 8**



	Number of Permittees	CATTLE		HORSES & BURROS		SHEEP & GOATS		TOTAL	
		NUMBER	HMS AUMS	NUMBER	HMS AUMS	NUMBER	HMS AUMS	NUMBER	HMS AUMS
<b>PERMITTED TO GRAZE</b>	163	4,234	31,693	193	2,028	0	0	4,427	33,721
			40,810		1,786		0		42,596
<b>AUTHORIZED TO GRAZE PAID PERMITS</b>	81	2,073	13,987	32	335	0	0	2,105	14,322
			18,369		409		0		18,778
<b>FREE USE</b>	1	50	600	0	0	0	0	50	600
			792		0		0		792
<b>PRIVATE LANDS</b>		0	0	0	0	0	0	0	0
			0		0		0		0
<b>CROSSING</b>		0	0	0	0	0	0	0	0
			0		0		0		0
<b>TOTAL AUTHORIZED</b>	82	2,123	14,587	32	335	0	0	2,155	14,922
			19,161		409		0		19,570
<b>TOTAL UN-AUTHORIZED</b>									
<b>WILD HORSES</b>									
<b>WILD BURROS</b>									

**US DEPARTMENT OF AGRICULTURE – FOREST SERVICE  
ANNUAL GRAZING STATISTICAL REPORT  
GRAZING SEASON 2004**



**NATIONAL FORESTS – SOUTHERN REGION  
REGION 8**



	Number of Permittees	CATTLE		HORSES & BURROS		SHEEP & GOATS		TOTAL	
		NUMBER	HMS AUMS	NUMBER	HMS AUMS	NUMBER	HMS AUMS	NUMBER	HMS AUMS
<b>PERMITTED TO GRAZE</b>	141	3,507	26,240	193	2,028	0	0	3,700	28,268
			33,646		1,786		0		35,432
<b>AUTHORIZED TO GRAZE PAID PERMITS</b>	75	1,906	12,973	32	335	0	0	1,938	13,308
			17,031		409		0		17,440
<b>FREE USE</b>	1	50	600	0	0	0	0	50	600
			792		0		0		792
<b>PRIVATE LANDS</b>		0	0	0	0	0	0	0	0
			0		0		0		0
<b>CROSSING</b>		0	0	0	0	0	0	0	0
			0		0		0		0
<b>TOTAL AUTHORIZED</b>	76	1,956	13,573	32	335	0	0	1,988	13,908
			17,823		409		0		18,232
<b>TOTAL UN-AUTHORIZED</b>									
<b>WILD HORSES</b>									
<b>WILD BURROS</b>									



**US DEPARTMENT OF AGRICULTURE – FOREST SERVICE  
ANNUAL GRAZING STATISTICAL REPORT  
GRAZING SEASON 2004**

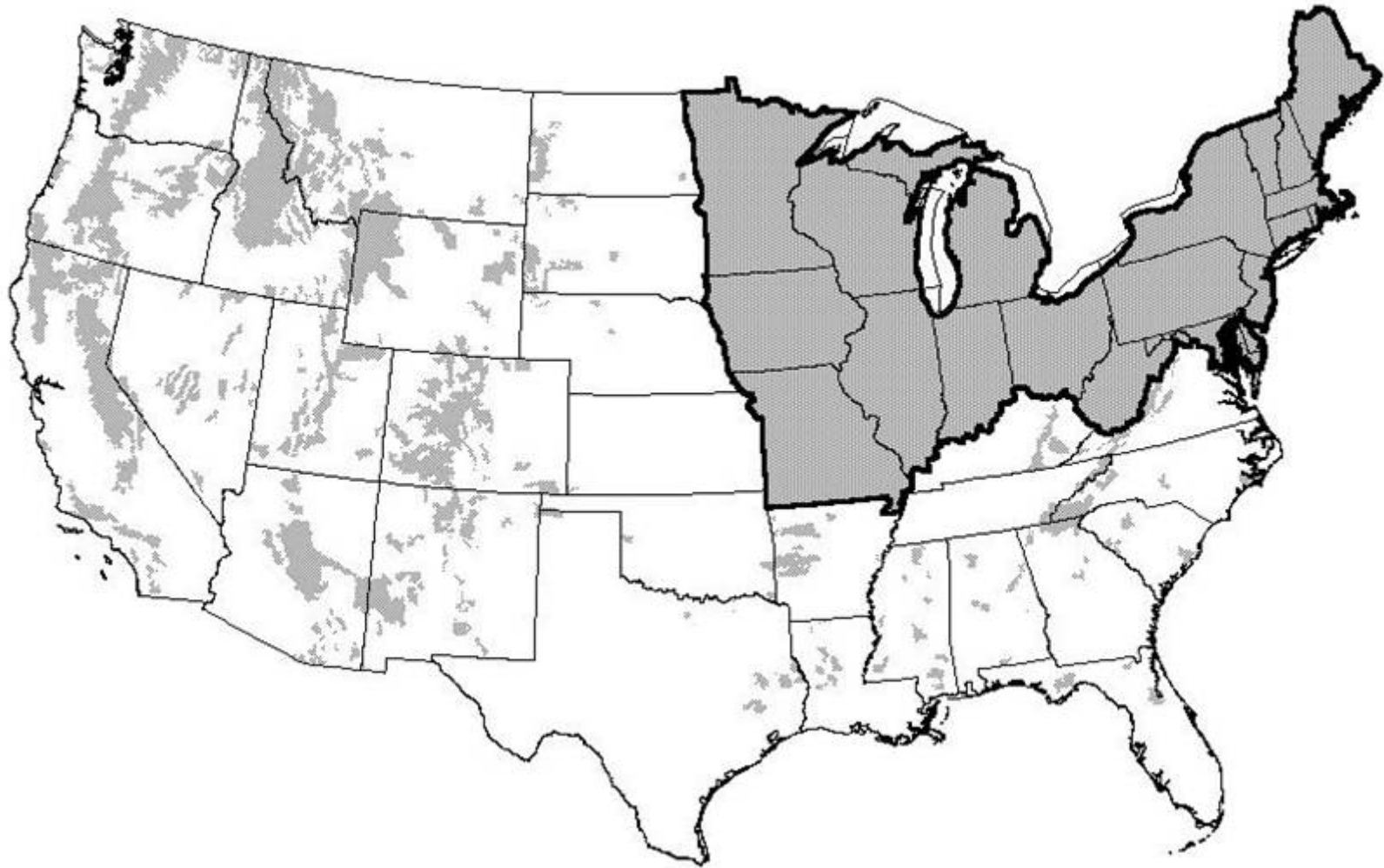


**NATIONAL GRASSLANDS – SOUTHERN REGION  
REGION 8**



	Number of Permittees	CATTLE		HORSES & BURROS		SHEEP & GOATS		TOTAL	
		NUMBER	HMS AUMS	NUMBER	HMS AUMS	NUMBER	HMS AUMS	NUMBER	HMS AUMS
<b>PERMITTED TO GRAZE</b>	22	727	5,453	0	0	0	0	727	5,453
			7,164		0		0		7,164
<b>AUTHORIZED TO GRAZE PAID PERMITS</b>	6	167	1,014	0	0	0	0	167	1,014
			1,338		0		0		1,338
<b>FREE USE</b>									
<b>PRIVATE LANDS</b>									
<b>CROSSING</b>									
<b>TOTAL AUTHORIZED</b>	6	167	1,014	0	0	0	0	167	1,014
			1,338		0		0		1,338
<b>TOTAL UN-AUTHORIZED</b>									
<b>WILD HORSES</b>									
<b>WILD BURROS</b>									

## EASTERN REGION – (REGION 9)



**US DEPARTMENT OF AGRICULTURE – FOREST SERVICE  
ANNUAL GRAZING STATISTICAL REPORT  
GRAZING SEASON 2004**



**NATIONAL FORESTS – EASTERN REGION  
REGION 9**



	Number of Permittees	CATTLE		HORSES & BURROS		SHEEP & GOATS		TOTAL	
		NUMBER	HMS AUMS	NUMBER	HMS AUMS	NUMBER	HMS AUMS	NUMBER	HMS AUMS
<b>PERMITTED TO GRAZE</b>	98	4,646	34,194	40	238	56	284	4,742	34,716
			43,806		286		85		44,177
<b>AUTHORIZED TO GRAZE PAID PERMITS</b>	85	5,876	33,030	35	213	56	568	5,967	33,811
			41,727		256		170		42,153
<b>FREE USE</b>		0	0	0	0	0	0	0	0
			0		0		0		0
<b>PRIVATE LANDS</b>		0	0	0	0	0	0	0	0
			0		0		0		0
<b>CROSSING</b>		0	0	0	0	0	0	0	0
			0		0		0		0
<b>TOTAL AUTHORIZED</b>	85	5,876	33,030	35	213	56	568	5,967	33,811
			41,727		256		170		42,153
<b>TOTAL UN-AUTHORIZED</b>									
<b>WILD HORSES</b>									
<b>WILD BURROS</b>									

**2004  
GRAZING STATISTICAL SUMMARY  
STATE SUMMARY**



**US DEPARTMENT OF AGRICULTURE – FOREST SERVICE  
ANNUAL GRAZING STATISTICAL REPORT  
GRAZING SEASON 2004**



**NATIONAL FORESTS – ALABAMA**



	Number of Permittees	CATTLE		HORSES & BURROS		SHEEP & GOATS		TOTAL	
		NUMBER	HMS AUMS	NUMBER	HMS AUMS	NUMBER	HMS AUMS	NUMBER	HMS AUMS
<b>PERMITTED TO GRAZE</b>	2	60	424	4	28	0	0	64	452
			560		34		0		594
<b>AUTHORIZED TO GRAZE PAID PERMITS</b>	2	20	141	4	28	0	0	24	169
			186		34		0		220
<b>FREE USE</b>		0	0	0	0	0	0	0	0
			0		0		0		0
<b>PRIVATE LANDS</b>		0	0	0	0	0	0	0	0
			0		0		0		0
<b>CROSSING</b>		0	0	0	0	0	0	0	0
			0		0		0		0
<b>TOTAL AUTHORIZED</b>	2	20	141	4	28	0	0	24	169
			186		34		0		220
<b>TOTAL UN-AUTHORIZED</b>									
<b>WILD HORSES</b>									
<b>WILD BURROS</b>									

**US DEPARTMENT OF AGRICULTURE – FOREST SERVICE  
ANNUAL GRAZING STATISTICAL REPORT  
GRAZING SEASON 2004**



**NATIONAL FORESTS – ARIZONA**



	Number of Permittees	CATTLE		HORSES & BURROS		SHEEP & GOATS		TOTAL	
		NUMBER	HMS AUMS	NUMBER	HMS AUMS	NUMBER	HMS AUMS	NUMBER	HMS AUMS
<b>PERMITTED TO GRAZE</b>	386	117,852	971,138	635	4,887	53,635	75,509	172,122	1,051,534
			1,208,964		5,768		15,930		1,230,662
<b>AUTHORIZED TO GRAZE PAID PERMITS</b>	328	66,562	351,806	666	3,903	33,840	59,993	101,068	415,702
			444,845		4,635		12,827		462,307
<b>FREE USE</b>		0	0	0	0	0	0	0	0
			0		0		0		0
<b>PRIVATE LANDS</b>	24	290	4,712	59	852	0	2,036	349	7,600
			6,220		1,022		407		7,649
<b>CROSSING</b>		0	0	0	0	0	0	0	0
			0		0		0		0
<b>TOTAL AUTHORIZED</b>	328	66,562	351,806	666	3,903	33,840	59,993	101,068	415,702
			444,845		4,635		12,827		462,307
<b>TOTAL UN-AUTHORIZED</b>	2	8	52	0	0	0	0	8	52
			60		0		0		60
<b>WILD HORSES</b>									
<b>WILD BURROS</b>									

**US DEPARTMENT OF AGRICULTURE – FOREST SERVICE  
ANNUAL GRAZING STATISTICAL REPORT  
GRAZING SEASON 2004**



**NATIONAL FORESTS – ARKANSAS**



	Number of Permittees	CATTLE		HORSES & BURROS		SHEEP & GOATS		TOTAL	
		NUMBER	HMS AUMS	NUMBER	HMS AUMS	NUMBER	HMS AUMS	NUMBER	HMS AUMS
<b>PERMITTED TO GRAZE</b>	54	1,369	8,910	3	18	0	0	1,372	8,928
			11,724		21		0		11,745
<b>AUTHORIZED TO GRAZE PAID PERMITS</b>	37	911	5,496	2	12	0	0	913	5,508
			7,256		14		0		7,270
<b>FREE USE</b>		0	0	0	0	0	0	0	0
			0		0		0		0
<b>PRIVATE LANDS</b>		0	0	0	0	0	0	0	0
			0		0		0		0
<b>CROSSING</b>		0	0	0	0	0	0	0	0
			0		0		0		0
<b>TOTAL AUTHORIZED</b>	37	911	5,496	2	12	0	0	913	5,508
			7,256		14		0		7,270
<b>TOTAL UN-AUTHORIZED</b>									
<b>WILD HORSES</b>									
<b>WILD BURROS</b>									

**US DEPARTMENT OF AGRICULTURE – FOREST SERVICE  
ANNUAL GRAZING STATISTICAL REPORT  
GRAZING SEASON 2004**



**NATIONAL FOREST SYSTEM – CALIFORNIA**



	Number of Permittees	CATTLE		HORSES & BURROS		SHEEP & GOATS		TOTAL	
		NUMBER	HMS AUMS	NUMBER	HMS AUMS	NUMBER	HMS AUMS	NUMBER	HMS AUMS
<b>PERMITTED TO GRAZE</b>	377	68,839	307,743	175	1,390	49,260	153,042	118,274	462,175
			394,298		1,667		39,646		435,611
<b>AUTHORIZED TO GRAZE PAID PERMITS</b>	345	61,789	255,017	122	986	50,110	116,199	112,021	372,202
			329,095		1,183		29,412		359,690
<b>FREE USE</b>		0	0	0	0	0	0	0	0
			0		0		0		0
<b>PRIVATE LANDS</b>	33	867	6,970	0	0	1,400	1,716	2,267	8,686
			9,214		0		343		9,557
<b>CROSSING</b>		0	0	0	0	0	0	0	0
			0		0		0		0
<b>TOTAL AUTHORIZED</b>	345	61,789	255,017	122	986	50,110	116,199	112,021	372,202
			329,095		1,183		29,412		359,690
<b>TOTAL UN-AUTHORIZED</b>	9	257	75	0	0	0	0	257	75
			99		0		0		99
<b>WILD HORSES</b>	0	0	0	1,223	14,292	0	0	1,223	14,292
			0		17,150		0		17,150
<b>WILD BURROS</b>	0	0	0	110	1,944	0	0	110	1,944
			0		1,166		0		1,166



**US DEPARTMENT OF AGRICULTURE – FOREST SERVICE  
ANNUAL GRAZING STATISTICAL REPORT  
GRAZING SEASON 2004**



**NATIONAL FORESTS – CALIFORNIA**



	Number of Permittees	CATTLE		HORSES & BURROS		SHEEP & GOATS		TOTAL	
		NUMBER	HMS AUMS	NUMBER	HMS AUMS	NUMBER	HMS AUMS	NUMBER	HMS AUMS
<b>PERMITTED TO GRAZE</b>	377	68,839	307,743	175	1,390	49,260	153,042	118,274	462,175
			394,298				1,667		
<b>AUTHORIZED TO GRAZE PAID PERMITS</b>	345	61,789	255,017	122	986	50,110	116,199	112,021	372,202
			329,095				1,183		
<b>FREE USE</b>		0	0	0	0	0	0	0	0
			0				0		
<b>PRIVATE LANDS</b>	33	867	6,970	0	0	1,400	1,716	2,267	8,686
			9,214				0		
<b>CROSSING</b>		0	0	0	0	0	0	0	0
			0				0		
<b>TOTAL AUTHORIZED</b>	345	61,789	255,017	122	986	50,110	116,199	112,021	372,202
			329,095				1,183		
<b>TOTAL UN-AUTHORIZED</b>	9	257	75	0	0	0	0	257	75
			99				0		
<b>WILD HORSES</b>	0	0	0	1,223	14,292	0	0	1,223	14,292
			0				17,150		
<b>WILD BURROS</b>	0	0	0	110	1,944	0	0	110	1,944
			0				1,166		

**US DEPARTMENT OF AGRICULTURE – FOREST SERVICE  
ANNUAL GRAZING STATISTICAL REPORT  
GRAZING SEASON 2004**



**NATIONAL GRASSLANDS – CALIFORNIA**



Number of Permittees	CATTLE		HORSES & BURROS		SHEEP & GOATS		TOTAL	
	NUMBER	HMS AUMS	NUMBER	HMS AUMS	NUMBER	HMS AUMS	NUMBER	HMS AUMS
PERMITTED TO GRAZE								
AUTHORIZED TO GRAZE PAID PERMITS								
FREE USE								
PRIVATE LANDS								
CROSSING								
TOTAL AUTHORIZED								
TOTAL UN-AUTHORIZED								
WILD HORSES								
WILD BURROS								

**US DEPARTMENT OF AGRICULTURE – FOREST SERVICE  
ANNUAL GRAZING STATISTICAL REPORT  
GRAZING SEASON 2004**



**NATIONAL FOREST SYSTEM – COLORADO**



	Number of Permittees	CATTLE		HORSES & BURROS		SHEEP & GOATS		TOTAL	
		NUMBER	HMS AUMS	NUMBER	HMS AUMS	NUMBER	HMS AUMS	NUMBER	HMS AUMS
<b>PERMITTED TO GRAZE</b>	635	127,262	459,126	659	2,381	133,289	297,617	261,210	759,124
			576,769		2,857		88,705		668,331
<b>AUTHORIZED TO GRAZE PAID PERMITS</b>	592	104,395	348,831	635	2,189	116,168	243,842	221,198	594,862
			438,484		2,628		72,349		513,461
<b>FREE USE</b>	2	0	0	8	53	0	0	8	53
			0		64		0		64
<b>PRIVATE LANDS</b>	13	480	1,659	0	0	0	0	480	1,659
			1,936		0		0		1,936
<b>CROSSING</b>	2	0	3	0	0	0	5	0	8
			4		0		2		6
<b>TOTAL AUTHORIZED</b>	596	104,395	348,834	643	2,242	116,168	243,847	221,206	594,923
			438,488		2,692		72,351		513,531
<b>TOTAL UN-AUTHORIZED</b>	5	41	78	8	5	3,911	2,138	3,960	2,221
			55		6		642		703
<b>WILD HORSES</b>									
<b>WILD BURROS</b>									

**US DEPARTMENT OF AGRICULTURE – FOREST SERVICE  
ANNUAL GRAZING STATISTICAL REPORT  
GRAZING SEASON 2004**



**NATIONAL FORESTS – COLORADO**



	Number of Permittees	CATTLE		HORSES & BURROS		SHEEP & GOATS		TOTAL	
		NUMBER	HMS AUMS	NUMBER	HMS AUMS	NUMBER	HMS AUMS	NUMBER	HMS AUMS
<b>PERMITTED TO GRAZE</b>	635	127,262	459,126 576,769	659	2,381 2,857	133,289	297,617 88,705	261,210	759,124 668,331
<b>AUTHORIZED TO GRAZE PAID PERMITS</b>	592	104,395	348,831 438,484	635	2,189 2,628	116,168	243,842 72,349	221,198	594,862 513,461
<b>FREE USE</b>	2	0	0 0	8	53 64	0	0 0	8	53 64
<b>PRIVATE LANDS</b>	13	480	1,659 1,936	0	0 0	0	0 0	480	1,659 1,936
<b>CROSSING</b>	2	0	3 4	0	0 0	0	5 2	0	8 6
<b>TOTAL AUTHORIZED</b>	596	104,395	348,834 438,488	643	2,242 2,692	116,168	243,847 72,351	221,206	594,923 513,531
<b>TOTAL UN-AUTHORIZED</b>	5	41	78 55	8	5 6	3,911	2,138 642	3,960	2,221 703
<b>WILD HORSES</b>									
<b>WILD BURROS</b>									

**US DEPARTMENT OF AGRICULTURE – FOREST SERVICE  
ANNUAL GRAZING STATISTICAL REPORT  
GRAZING SEASON 2004**



**NATIONAL GRASSLANDS – COLORADO**



	Number of Permittees	CATTLE		HORSES & BURROS		SHEEP & GOATS		TOTAL	
		NUMBER	HMS AUMS	NUMBER	HMS AUMS	NUMBER	HMS AUMS	NUMBER	HMS AUMS
<b>PERMITTED TO GRAZE</b>	17	20,558	160,704 208,982	0	0 0	0	0 0	20,558	160,704 208,982
<b>AUTHORIZED TO GRAZE PAID PERMITS</b>	17	19,510	94,060 120,911	0	0 0	0	0 0	19,510	94,060 120,911
<b>FREE USE</b>		0	0 0	0	0 0	0	0 0	0	0 0
<b>PRIVATE LANDS</b>	4	491	2,992 3,838	0	0 0	0	0 0	491	2,992 3,838
<b>CROSSING</b>		0	0 0	0	0 0	0	0 0	0	0 0
<b>TOTAL AUTHORIZED</b>	17	19,510	94,060 120,911	0	0 0	0	0 0	19,510	94,060 120,911
<b>TOTAL UN-AUTHORIZED</b>									
<b>WILD HORSES</b>									
<b>WILD BURROS</b>									

**US DEPARTMENT OF AGRICULTURE – FOREST SERVICE  
ANNUAL GRAZING STATISTICAL REPORT  
GRAZING SEASON 2004**



**NATIONAL FORESTS – FLORIDA**



	Number of Permittees	CATTLE		HORSES & BURROS		SHEEP & GOATS		TOTAL	
		NUMBER	HMS AUMS	NUMBER	HMS AUMS	NUMBER	HMS AUMS	NUMBER	HMS AUMS
<b>PERMITTED TO GRAZE</b>	2	50	600 792	0	0 0	0	0 0	50	600 792
<b>AUTHORIZED TO GRAZE PAID PERMITS</b>	1	50	600 792	0	0 0	0	0 0	50	600 792
<b>FREE USE</b>									
<b>PRIVATE LANDS</b>									
<b>CROSSING</b>									
<b>TOTAL AUTHORIZED</b>	1	50	600 792	0	0 0	0	0 0	50	600 792
<b>TOTAL UN-AUTHORIZED</b>									
<b>WILD HORSES</b>									
<b>WILD BURROS</b>									

**US DEPARTMENT OF AGRICULTURE – FOREST SERVICE  
ANNUAL GRAZING STATISTICAL REPORT  
GRAZING SEASON 2004**



**NATIONAL FORESTS – GEORGIA**



	Number of Permittees	CATTLE		HORSES & BURROS		SHEEP & GOATS		TOTAL	
		NUMBER	HMS AUMS	NUMBER	HMS AUMS	NUMBER	HMS AUMS	NUMBER	HMS AUMS
<b>PERMITTED TO GRAZE</b>	16	381	4,575	25	169	0	0	406	4,744
			5,962		203		0		6,165
<b>AUTHORIZED TO GRAZE PAID PERMITS</b>	9	216	2,592	6	72	0	0	222	2,664
			3,345		86		0		3,431
<b>FREE USE</b>									
<b>PRIVATE LANDS</b>									
<b>CROSSING</b>									
<b>TOTAL AUTHORIZED</b>	9	216	2,592	6	72	0	0	222	2,664
			3,345		86		0		3,431
<b>TOTAL UN-AUTHORIZED</b>									
<b>WILD HORSES</b>									
<b>WILD BURROS</b>									

**US DEPARTMENT OF AGRICULTURE – FOREST SERVICE  
ANNUAL GRAZING STATISTICAL REPORT  
GRAZING SEASON 2004**



**NATIONAL FOREST SYSTEM – IDAHO**



	Number of Permittees	CATTLE		HORSES & BURROS		SHEEP & GOATS		TOTAL	
		NUMBER	HMS AUMS	NUMBER	HMS AUMS	NUMBER	HMS AUMS	NUMBER	HMS AUMS
<b>PERMITTED TO GRAZE</b>	703	114,040	425,831	1,144	2,177	207,831	662,621	323,015	1,090,629
			557,665				2,613		
<b>AUTHORIZED TO GRAZE PAID PERMITS</b>	675	107,952	358,083	515	1,849	169,752	461,763	278,219	821,695
			467,376				2,219		
<b>FREE USE</b>	2	0	0	1	3	1,210	3,660	1,211	3,663
			0				4		
<b>PRIVATE LANDS</b>	44	1,468	5,500	0	0	2,592	1,343	4,060	6,843
			7,259				0		
<b>CROSSING</b>	7	732	510	0	0	0	0	732	510
			673				0		
<b>TOTAL AUTHORIZED</b>	677	107,952	358,083	516	1,852	170,962	465,423	279,430	825,358
			467,376				2,223		
<b>TOTAL UN-AUTHORIZED</b>	1	98	14	0	0	0	0	98	14
			34				0		
<b>WILD HORSES</b>									
<b>WILD BURROS</b>									



**US DEPARTMENT OF AGRICULTURE – FOREST SERVICE  
ANNUAL GRAZING STATISTICAL REPORT  
GRAZING SEASON 2004**



**NATIONAL FORESTS – IDAHO**



	Number of Permittees	CATTLE		HORSES & BURROS		SHEEP & GOATS		TOTAL	
		NUMBER	HMS AUMS	NUMBER	HMS AUMS	NUMBER	HMS AUMS	NUMBER	HMS AUMS
<b>PERMITTED TO GRAZE</b>	701	109,841	404,330	1,144	2,177	207,831	662,621	318,816	1,069,128
			529,280				2,613		
<b>AUTHORIZED TO GRAZE PAID PERMITS</b>	673	103,932	337,930	515	1,849	169,752	461,763	274,199	801,542
			440,770				2,219		
<b>FREE USE</b>	2	0	0	1	3	1,210	3,660	1,211	3,663
			0				4		
<b>PRIVATE LANDS</b>	44	1,468	5,500	0	0	2,592	1,343	4,060	6,843
			7,259				0		
<b>CROSSING</b>	7	732	510	0	0	0	0	732	510
			673				0		
<b>TOTAL AUTHORIZED</b>	675	103,932	337,930	516	1,852	170,962	465,423	275,410	805,205
			440,770				2,223		
<b>TOTAL UN-AUTHORIZED</b>									
<b>WILD HORSES</b>									
<b>WILD BURROS</b>									

**US DEPARTMENT OF AGRICULTURE – FOREST SERVICE  
ANNUAL GRAZING STATISTICAL REPORT  
GRAZING SEASON 2004**



**NATIONAL GRASSLANDS – IDAHO**



	Number of Permittees	CATTLE		HORSES & BURROS		SHEEP & GOATS		TOTAL	
		NUMBER	HMS AUMS	NUMBER	HMS AUMS	NUMBER	HMS AUMS	NUMBER	HMS AUMS
<b>PERMITTED TO GRAZE</b>	2	4,199	21,501 28,385	0	0 0	0	0 0	4,199	21,501 28,385
<b>AUTHORIZED TO GRAZE PAID PERMITS</b>	2	4,020	20,153 26,606	0	0 0	0	0 0	4,020	20,153 26,606
<b>FREE USE</b>		0	0 0	0	0 0	0	0 0	0	0 0
<b>PRIVATE LANDS</b>		0	0 0	0	0 0	0	0 0	0	0 0
<b>CROSSING</b>		0	0 0	0	0 0	0	0 0	0	0 0
<b>TOTAL AUTHORIZED</b>	2	4,020	20,153 26,606	0	0 0	0	0 0	4,020	20,153 26,606
<b>TOTAL UN-AUTHORIZED</b>									
<b>WILD HORSES</b>									
<b>WILD BURROS</b>									

**US DEPARTMENT OF AGRICULTURE – FOREST SERVICE  
ANNUAL GRAZING STATISTICAL REPORT  
GRAZING SEASON 2004**



**NATIONAL FORESTS – ILLINOIS**



	Number of Permittees	CATTLE		HORSES & BURROS		SHEEP & GOATS		TOTAL	
		NUMBER	HMS AUMS	NUMBER	HMS AUMS	NUMBER	HMS AUMS	NUMBER	HMS AUMS
PERMITTED TO GRAZE									
AUTHORIZED TO GRAZE PAID PERMITS									
FREE USE									
PRIVATE LANDS									
CROSSING									
TOTAL AUTHORIZED									
TOTAL UN-AUTHORIZED									
WILD HORSES									
WILD BURROS									

**US DEPARTMENT OF AGRICULTURE – FOREST SERVICE  
ANNUAL GRAZING STATISTICAL REPORT  
GRAZING SEASON 2004**



**NATIONAL FORESTS – INDIANA**



	Number of Permittees	CATTLE		HORSES & BURROS		SHEEP & GOATS		TOTAL	
		NUMBER	HMS AUMS	NUMBER	HMS AUMS	NUMBER	HMS AUMS	NUMBER	HMS AUMS
PERMITTED TO GRAZE									
AUTHORIZED TO GRAZE PAID PERMITS									
FREE USE									
PRIVATE LANDS									
CROSSING									
TOTAL AUTHORIZED									
TOTAL UN-AUTHORIZED									
WILD HORSES									
WILD BURROS									

**US DEPARTMENT OF AGRICULTURE – FOREST SERVICE  
ANNUAL GRAZING STATISTICAL REPORT  
GRAZING SEASON 2004**



**NATIONAL GRASSLANDS – KANSAS**



	Number of Permittees	CATTLE		HORSES & BURROS		SHEEP & GOATS		TOTAL	
		NUMBER	HMS AUMS	NUMBER	HMS AUMS	NUMBER	HMS AUMS	NUMBER	HMS AUMS
<b>PERMITTED TO GRAZE</b>	1	5,216	37,255 44,191	0	0 0	0	0 0	5,216	37,255 44,191
<b>AUTHORIZED TO GRAZE PAID PERMITS</b>	1	6,161	25,538 30,765	0	0 0	0	0 0	6,161	25,538 30,765
<b>FREE USE</b>		0	0 0	0	0 0	0	0 0	0	0 0
<b>PRIVATE LANDS</b>		0	0 0	0	0 0	0	0 0	0	0 0
<b>CROSSING</b>		0	0 0	0	0 0	0	0 0	0	0 0
<b>TOTAL AUTHORIZED</b>	1	6,161	25,538 30,765	0	0 0	0	0 0	6,161	25,538 30,765
<b>TOTAL UN-AUTHORIZED</b>									
<b>WILD HORSES</b>									
<b>WILD BURROS</b>									

**US DEPARTMENT OF AGRICULTURE – FOREST SERVICE  
ANNUAL GRAZING STATISTICAL REPORT  
GRAZING SEASON 2004**



**NATIONAL FORESTS – LOUISIANA**



	Number of Permittees	CATTLE		HORSES & BURROS		SHEEP & GOATS		TOTAL	
		NUMBER	HMS AUMS	NUMBER	HMS AUMS	NUMBER	HMS AUMS	NUMBER	HMS AUMS
<b>PERMITTED TO GRAZE</b>	2	42	167	0	0	0	0	42	167
			222		0		0		222
<b>AUTHORIZED TO GRAZE PAID PERMITS</b>	1	50	151	0	0	0	0	50	151
			199		0		0		199
<b>FREE USE</b>		0	0	0	0	0	0	0	0
			0		0		0		0
<b>PRIVATE LANDS</b>		0	0	0	0	0	0	0	0
			0		0		0		0
<b>CROSSING</b>		0	0	0	0	0	0	0	0
			0		0		0		0
<b>TOTAL AUTHORIZED</b>	1	50	151	0	0	0	0	50	151
			199		0		0		199
<b>TOTAL UN-AUTHORIZED</b>									
<b>WILD HORSES</b>									
<b>WILD BURROS</b>									

**US DEPARTMENT OF AGRICULTURE – FOREST SERVICE  
ANNUAL GRAZING STATISTICAL REPORT  
GRAZING SEASON 2004**



**NATIONAL FORESTS – MICHIGAN**



	Number of Permittees	CATTLE		HORSES & BURROS		SHEEP & GOATS		TOTAL	
		NUMBER	HMS AUMS	NUMBER	HMS AUMS	NUMBER	HMS AUMS	NUMBER	HMS AUMS
PERMITTED TO GRAZE									
AUTHORIZED TO GRAZE PAID PERMITS									
FREE USE									
PRIVATE LANDS									
CROSSING									
TOTAL AUTHORIZED									
TOTAL UN-AUTHORIZED									
WILD HORSES									
WILD BURROS									

**US DEPARTMENT OF AGRICULTURE – FOREST SERVICE  
ANNUAL GRAZING STATISTICAL REPORT  
GRAZING SEASON 2004**



**NATIONAL FORESTS – MINNESOTA**



	Number of Permittees	CATTLE		HORSES & BURROS		SHEEP & GOATS		TOTAL	
		NUMBER	HMS AUMS	NUMBER	HMS AUMS	NUMBER	HMS AUMS	NUMBER	HMS AUMS
PERMITTED TO GRAZE									
AUTHORIZED TO GRAZE PAID PERMITS									
FREE USE									
PRIVATE LANDS									
CROSSING									
TOTAL AUTHORIZED									
TOTAL UN-AUTHORIZED									
WILD HORSES									
WILD BURROS									



**US DEPARTMENT OF AGRICULTURE – FOREST SERVICE  
ANNUAL GRAZING STATISTICAL REPORT  
GRAZING SEASON 2004**



**NATIONAL FORESTS – MISSISSIPPI**



	Number of Permittees	CATTLE		HORSES & BURROS		SHEEP & GOATS		TOTAL	
		NUMBER	HMS AUMS	NUMBER	HMS AUMS	NUMBER	HMS AUMS	NUMBER	HMS AUMS
<b>PERMITTED TO GRAZE</b>	5	114	802	0	0	0	0	114	802
			802		0		0		802
<b>AUTHORIZED TO GRAZE PAID PERMITS</b>	4	12	84	0	0	0	0	12	84
			84		0		0		84
<b>FREE USE</b>									
<b>PRIVATE LANDS</b>									
<b>CROSSING</b>									
<b>TOTAL AUTHORIZED</b>	4	12	84	0	0	0	0	12	84
			84		0		0		84
<b>TOTAL UN-AUTHORIZED</b>									
<b>WILD HORSES</b>									
<b>WILD BURROS</b>									

**US DEPARTMENT OF AGRICULTURE – FOREST SERVICE  
ANNUAL GRAZING STATISTICAL REPORT  
GRAZING SEASON 2004**



**NATIONAL FORESTS – MISSOURI**



	Number of Permittees	CATTLE		HORSES & BURROS		SHEEP & GOATS		TOTAL	
		NUMBER	HMS AUMS	NUMBER	HMS AUMS	NUMBER	HMS AUMS	NUMBER	HMS AUMS
<b>PERMITTED TO GRAZE</b>	33	1,503	6,680	2	49	0	0	1,505	6,729
			8,558		59		0		8,617
<b>AUTHORIZED TO GRAZE PAID PERMITS</b>	28	1,355	5,611	2	49	0	0	1,357	5,660
			7,147		59		0		7,206
<b>FREE USE</b>		0	0	0	0	0	0	0	0
			0		0		0		0
<b>PRIVATE LANDS</b>		0	0	0	0	0	0	0	0
			0		0		0		0
<b>CROSSING</b>		0	0	0	0	0	0	0	0
			0		0		0		0
<b>TOTAL AUTHORIZED</b>	28	1,355	5,611	2	49	0	0	1,357	5,660
			7,147		59		0		7,206
<b>TOTAL UN-AUTHORIZED</b>									
<b>WILD HORSES</b>									
<b>WILD BURROS</b>									

**US DEPARTMENT OF AGRICULTURE – FOREST SERVICE  
ANNUAL GRAZING STATISTICAL REPORT  
GRAZING SEASON 2004**



**NATIONAL FORESTS – MONTANA**



	Number of Permittees	CATTLE		HORSES & BURROS		SHEEP & GOATS		TOTAL	
		NUMBER	HMS AUMS	NUMBER	HMS AUMS	NUMBER	HMS AUMS	NUMBER	HMS AUMS
<b>PERMITTED TO GRAZE</b>	843	116,565	445,356	1,403	6,437	25,550	45,739	143,518	497,532
			567,657		7,724		13,603		588,984
<b>AUTHORIZED TO GRAZE PAID PERMITS</b>	822	105,990	376,203	1,294	4,804	21,515	37,070	128,799	418,077
			472,424		5,765		11,002		489,191
<b>FREE USE</b>		0	0	0	0	0	0	0	0
			0		0		0		0
<b>PRIVATE LANDS</b>	122	6,438	19,534	0	75	0	0	6,438	19,609
			24,418		90		0		24,508
<b>CROSSING</b>		0	0	0	0	0	0	0	0
			0		0		0		0
<b>TOTAL AUTHORIZED</b>	822	105,990	376,203	1,294	4,804	21,515	37,070	128,799	418,077
			472,424		5,765		11,002		489,191
<b>TOTAL UN-AUTHORIZED</b>									
<b>WILD HORSES</b>									
<b>WILD BURROS</b>									

**US DEPARTMENT OF AGRICULTURE – FOREST SERVICE  
ANNUAL GRAZING STATISTICAL REPORT  
GRAZING SEASON 2004**



**NATIONAL FOREST SYSTEM – NEBRASKA**



	Number of Permittees	CATTLE		HORSES & BURROS		SHEEP & GOATS		TOTAL	
		NUMBER	HMS AUMS	NUMBER	HMS AUMS	NUMBER	HMS AUMS	NUMBER	HMS AUMS
<b>PERMITTED TO GRAZE</b>	78	21,649	90,729 116,869	4	8 10	0	0 0	21,653	90,737 116,879
<b>AUTHORIZED TO GRAZE PAID PERMITS</b>	77	22,326	84,420 108,491	4	8 10	0	0 0	22,330	84,428 108,501
<b>FREE USE</b>		0	0 0	0	0 0	0	0 0	0	0 0
<b>PRIVATE LANDS</b>		0	0 0	0	0 0	0	0 0	0	0 0
<b>CROSSING</b>		0	0 0	0	0 0	0	0 0	0	0 0
<b>TOTAL AUTHORIZED</b>	77	22,326	84,420 108,491	4	8 10	0	0 0	22,330	84,428 108,501
<b>TOTAL UN-AUTHORIZED</b>									
<b>WILD HORSES</b>									
<b>WILD BURROS</b>									

**US DEPARTMENT OF AGRICULTURE – FOREST SERVICE  
ANNUAL GRAZING STATISTICAL REPORT  
GRAZING SEASON 2004**



**NATIONAL FORESTS – NEBRASKA**



	Number of Permittees	CATTLE		HORSES & BURROS		SHEEP & GOATS		TOTAL	
		NUMBER	HMS AUMS	NUMBER	HMS AUMS	NUMBER	HMS AUMS	NUMBER	HMS AUMS
<b>PERMITTED TO GRAZE</b>	76	15,397	68,751 88,362	4	8 10	0	0 0	15,401	68,759 88,372
<b>AUTHORIZED TO GRAZE PAID PERMITS</b>	75	14,951	65,638 84,245	4	8 10	0	0 0	14,955	65,646 84,255
<b>FREE USE</b>		0	0 0	0	0 0	0	0 0	0	0 0
<b>PRIVATE LANDS</b>		0	0 0	0	0 0	0	0 0	0	0 0
<b>CROSSING</b>		0	0 0	0	0 0	0	0 0	0	0 0
<b>TOTAL AUTHORIZED</b>	75	14,951	65,638 84,245	4	8 10	0	0 0	14,955	65,646 84,255
<b>TOTAL UN-AUTHORIZED</b>									
<b>WILD HORSES</b>									
<b>WILD BURROS</b>									

**US DEPARTMENT OF AGRICULTURE – FOREST SERVICE  
ANNUAL GRAZING STATISTICAL REPORT  
GRAZING SEASON 2004**



**NATIONAL GRASSLANDS – NEBRASKA**



	Number of Permittees	CATTLE		HORSES & BURROS		SHEEP & GOATS		TOTAL	
		NUMBER	HMS AUMS	NUMBER	HMS AUMS	NUMBER	HMS AUMS	NUMBER	HMS AUMS
<b>PERMITTED TO GRAZE</b>	2	6,252	21,978 28,507	0	0 0	0	0 0	6,252	21,978 28,507
<b>AUTHORIZED TO GRAZE PAID PERMITS</b>	2	7,375	18,782 24,246	0	0 0	0	0 0	7,375	18,782 24,246
<b>FREE USE</b>		0	0 0	0	0 0	0	0 0	0	0 0
<b>PRIVATE LANDS</b>		0	0 0	0	0 0	0	0 0	0	0 0
<b>CROSSING</b>		0	0 0	0	0 0	0	0 0	0	0 0
<b>TOTAL AUTHORIZED</b>	2	7,375	18,782 24,246	0	0 0	0	0 0	7,375	18,782 24,246
<b>TOTAL UN-AUTHORIZED</b>									
<b>WILD HORSES</b>									
<b>WILD BURROS</b>									

**US DEPARTMENT OF AGRICULTURE – FOREST SERVICE  
ANNUAL GRAZING STATISTICAL REPORT  
GRAZING SEASON 2004**



**NATIONAL FORESTS – NEVADA**



	Number of Permittees	CATTLE		HORSES & BURROS		SHEEP & GOATS		TOTAL	
		NUMBER	HMS AUMS	NUMBER	HMS AUMS	NUMBER	HMS AUMS	NUMBER	HMS AUMS
<b>PERMITTED TO GRAZE</b>	143	51,137	196,015	98	367	69,468	211,710	120,703	408,092
			254,648		440		58,355		313,443
<b>AUTHORIZED TO GRAZE PAID PERMITS</b>	116	42,692	112,635	81	246	75,940	153,383	118,713	266,264
			146,054		295		40,644		186,993
<b>FREE USE</b>		0	0	0	0	0	0	0	0
			0		0		0		0
<b>PRIVATE LANDS</b>	2	62	247	0	0	0	0	62	247
			326		0		0		326
<b>CROSSING</b>		0	0	0	0	0	0	0	0
			0		0		0		0
<b>TOTAL AUTHORIZED</b>	116	42,692	112,635	81	246	75,940	153,383	118,713	266,264
			146,054		295		40,644		186,993
<b>TOTAL UN-AUTHORIZED</b>		0	0	0	0	0	0	0	0
			0		0		0		0
<b>WILD HORSES</b>	0	0	0	223	2,292	0	0	223	2,292
			0		2,750		0		2,750
<b>WILD BURROS</b>	0	0	0	181	1,556	0	0	181	1,556
			0		934		0		934

**US DEPARTMENT OF AGRICULTURE – FOREST SERVICE  
ANNUAL GRAZING STATISTICAL REPORT  
GRAZING SEASON 2004**



**NATIONAL FOREST SYSTEM – NEW MEXICO**



	Number of Permittees	CATTLE		HORSES & BURROS		SHEEP & GOATS		TOTAL	
		NUMBER	HMS AUMS	NUMBER	HMS AUMS	NUMBER	HMS AUMS	NUMBER	HMS AUMS
<b>PERMITTED TO GRAZE</b>	536	66,524	613,300	324	3,600	0	0	66,848	616,900
			745,205		4,320		0		749,525
<b>AUTHORIZED TO GRAZE PAID PERMITS</b>	518	48,888	317,115	268	2,901	0	0	49,156	320,016
			402,863		3,481		0		406,344
<b>FREE USE</b>		0	0	0	0	0	0	0	0
			0		0		0		0
<b>PRIVATE LANDS</b>	8	134	687	11	132	0	0	145	819
			648		158		0		806
<b>CROSSING</b>		0	0	0	0	0	0	0	0
			0		0		0		0
<b>TOTAL AUTHORIZED</b>	518	48,888	317,115	268	2,901	0	0	49,156	320,016
			402,863		3,481		0		406,344
<b>TOTAL UN-AUTHORIZED</b>	5	463	699	0	0	0	0	463	699
			922		0		0		922
<b>WILD HORSES</b>	0	0	0	45	0	0	0	45	0
			0		0		0		0
<b>WILD BURROS</b>	0	0	0	0	0	0	0	0	0
			0		0		0		0



**US DEPARTMENT OF AGRICULTURE – FOREST SERVICE  
ANNUAL GRAZING STATISTICAL REPORT  
GRAZING SEASON 2004**



**NATIONAL FORESTS – NEW MEXICO**



	Number of Permittees	CATTLE		HORSES & BURROS		SHEEP & GOATS		TOTAL	
		NUMBER	HMS AUMS	NUMBER	HMS AUMS	NUMBER	HMS AUMS	NUMBER	HMS AUMS
<b>PERMITTED TO GRAZE</b>	475	59,903	472,838	324	3,600	0	0	60,227	476,438
			579,236		4,320		0		583,556
<b>AUTHORIZED TO GRAZE PAID PERMITS</b>	459	43,950	278,705	268	2,901	0	0	44,218	281,606
			356,676		3,481		0		360,157
<b>FREE USE</b>		0	0	0	0	0	0	0	0
			0		0		0		0
<b>PRIVATE LANDS</b>	8	134	687	11	132	0	0	145	819
			648		158		0		806
<b>CROSSING</b>		0	0	0	0	0	0	0	0
			0		0		0		0
<b>TOTAL AUTHORIZED</b>	459	43,950	278,705	268	2,901	0	0	44,218	281,606
			356,676		3,481		0		360,157
<b>TOTAL UN-AUTHORIZED</b>	1	113	45	0	0	0	0	113	45
			59		0		0		59
<b>WILD HORSES</b>	0	0	0	45	0	0	0	45	0
			0		0		0		0
<b>WILD BURROS</b>	0	0	0	0	0	0	0	0	0
			0		0		0		0

**US DEPARTMENT OF AGRICULTURE – FOREST SERVICE  
ANNUAL GRAZING STATISTICAL REPORT  
GRAZING SEASON 2004**



**NATIONAL GRASSLANDS – NEW MEXICO**



	Number of Permittees	CATTLE		HORSES & BURROS		SHEEP & GOATS		TOTAL	
		NUMBER	HMS AUMS	NUMBER	HMS AUMS	NUMBER	HMS AUMS	NUMBER	HMS AUMS
<b>PERMITTED TO GRAZE</b>	61	6,621	140,462	0	0	0	0	6,621	140,462
			165,969		0		0		165,969
<b>AUTHORIZED TO GRAZE PAID PERMITS</b>	59	4,938	38,410	0	0	0	0	4,938	38,410
			46,187		0		0		46,187
<b>FREE USE</b>		0	0	0	0	0	0	0	0
			0		0		0		0
<b>PRIVATE LANDS</b>		0	0	0	0	0	0	0	0
			0		0		0		0
<b>CROSSING</b>		0	0	0	0	0	0	0	0
			0		0		0		0
<b>TOTAL AUTHORIZED</b>	59	4,938	38,410	0	0	0	0	4,938	38,410
			46,187		0		0		46,187
<b>TOTAL UN-AUTHORIZED</b>	4	350	654	0	0	0	0	350	654
			863		0		0		863
<b>WILD HORSES</b>									
<b>WILD BURROS</b>									

**US DEPARTMENT OF AGRICULTURE – FOREST SERVICE  
ANNUAL GRAZING STATISTICAL REPORT  
GRAZING SEASON 2004**



**NATIONAL FORESTS – NEW YORK**



	Number of Permittees	CATTLE		HORSES & BURROS		SHEEP & GOATS		TOTAL	
		NUMBER	HMS AUMS	NUMBER	HMS AUMS	NUMBER	HMS AUMS	NUMBER	HMS AUMS
<b>PERMITTED TO GRAZE</b>	1	0	8,942	0	0	0	0	0	8,942
			11,803		0		0		11,803
<b>AUTHORIZED TO GRAZE PAID PERMITS</b>	1	1,231	7,042	0	0	0	0	1,231	7,042
			9,295		0		0		9,295
<b>FREE USE</b>		0	0	0	0	0	0	0	0
			0		0		0		0
<b>PRIVATE LANDS</b>		0	0	0	0	0	0	0	0
			0		0		0		0
<b>CROSSING</b>		0	0	0	0	0	0	0	0
			0		0		0		0
<b>TOTAL AUTHORIZED</b>	1	1,231	7,042	0	0	0	0	1,231	7,042
			9,295		0		0		9,295
<b>TOTAL UN-AUTHORIZED</b>									
<b>WILD HORSES</b>									
<b>WILD BURROS</b>									

**US DEPARTMENT OF AGRICULTURE – FOREST SERVICE  
ANNUAL GRAZING STATISTICAL REPORT  
GRAZING SEASON 2004**



**NATIONAL FORESTS – NORTH CAROLINA**



	Number of Permittees	CATTLE		HORSES & BURROS		SHEEP & GOATS		TOTAL	
		NUMBER	HMS AUMS	NUMBER	HMS AUMS	NUMBER	HMS AUMS	NUMBER	HMS AUMS
PERMITTED TO GRAZE									
AUTHORIZED TO GRAZE PAID PERMITS									
FREE USE									
PRIVATE LANDS									
CROSSING									
TOTAL AUTHORIZED									
TOTAL UN-AUTHORIZED									
WILD HORSES									
WILD BURROS									

**US DEPARTMENT OF AGRICULTURE – FOREST SERVICE  
ANNUAL GRAZING STATISTICAL REPORT  
GRAZING SEASON 2004**



**NATIONAL GRASSLANDS – NORTH DAKOTA**



	Number of Permittees	CATTLE		HORSES & BURROS		SHEEP & GOATS		TOTAL	
		NUMBER	HMS AUMS	NUMBER	HMS AUMS	NUMBER	HMS AUMS	NUMBER	HMS AUMS
<b>PERMITTED TO GRAZE</b>	6	56,888	440,257 571,671	311	2,505 3,006	0	0 0	57,199	442,762 574,677
<b>AUTHORIZED TO GRAZE PAID PERMITS</b>	1	7,519	56,927 73,384	0	0 0	0	0 0	7,519	56,927 73,384
<b>FREE USE</b>		0	0 0	0	0 0	0	0 0	0	0 0
<b>PRIVATE LANDS</b>		0	0 0	0	0 0	0	0 0	0	0 0
<b>CROSSING</b>		0	0 0	0	0 0	0	0 0	0	0 0
<b>TOTAL AUTHORIZED</b>	1	7,519	56,927 73,384	0	0 0	0	0 0	7,519	56,927 73,384
<b>TOTAL UN-AUTHORIZED</b>									
<b>WILD HORSES</b>									
<b>WILD BURROS</b>									

**US DEPARTMENT OF AGRICULTURE – FOREST SERVICE  
ANNUAL GRAZING STATISTICAL REPORT  
GRAZING SEASON 2004**



**NATIONAL FORESTS – OHIO**



	Number of Permittees	CATTLE		HORSES & BURROS		SHEEP & GOATS		TOTAL	
		NUMBER	HMS AUMS	NUMBER	HMS AUMS	NUMBER	HMS AUMS	NUMBER	HMS AUMS
<b>PERMITTED TO GRAZE</b>	3	98	606	0	0	0	0	98	606
			606		0		0		606
<b>AUTHORIZED TO GRAZE PAID PERMITS</b>	2	48	214	0	0	0	0	48	214
			214		0		0		214
<b>FREE USE</b>		0	0	0	0	0	0	0	0
			0		0		0		0
<b>PRIVATE LANDS</b>		0	0	0	0	0	0	0	0
			0		0		0		0
<b>CROSSING</b>		0	0	0	0	0	0	0	0
			0		0		0		0
<b>TOTAL AUTHORIZED</b>	2	48	214	0	0	0	0	48	214
			214		0		0		214
<b>TOTAL UN-AUTHORIZED</b>									
<b>WILD HORSES</b>									
<b>WILD BURROS</b>									

**US DEPARTMENT OF AGRICULTURE – FOREST SERVICE  
ANNUAL GRAZING STATISTICAL REPORT  
GRAZING SEASON 2004**



**NATIONAL FOREST SYSTEM – OKLAHOMA**



	Number of Permittees	CATTLE		HORSES & BURROS		SHEEP & GOATS		TOTAL	
		NUMBER	HMS AUMS	NUMBER	HMS AUMS	NUMBER	HMS AUMS	NUMBER	HMS AUMS
<b>PERMITTED TO GRAZE</b>	103	6,503	35,678 41,720	0	0 0	0	0 0	6,503	35,678 41,720
<b>AUTHORIZED TO GRAZE PAID PERMITS</b>	88	5,529	21,090 25,287	10	60 79	0	0 0	5,539	21,150 25,366
<b>FREE USE</b>		0	0 0	0	0 0	0	0 0	0	0 0
<b>PRIVATE LANDS</b>		0	0 0	0	0 0	0	0 0	0	0 0
<b>CROSSING</b>		0	0 0	0	0 0	0	0 0	0	0 0
<b>TOTAL AUTHORIZED</b>	88	5,529	21,090 25,287	10	60 79	0	0 0	5,539	21,150 25,366
<b>TOTAL UN-AUTHORIZED</b>									
<b>WILD HORSES</b>									
<b>WILD BURROS</b>									

**US DEPARTMENT OF AGRICULTURE – FOREST SERVICE  
ANNUAL GRAZING STATISTICAL REPORT  
GRAZING SEASON 2004**



**NATIONAL FORESTS – OKLAHOMA**



	Number of Permittees	CATTLE		HORSES & BURROS		SHEEP & GOATS		TOTAL	
		NUMBER	HMS AUMS	NUMBER	HMS AUMS	NUMBER	HMS AUMS	NUMBER	HMS AUMS
<b>PERMITTED TO GRAZE</b>	20	590	3,980	0	0	0	0	590	3,980
			5,110		0		0		5,110
<b>AUTHORIZED TO GRAZE PAID PERMITS</b>	13	460	2,695	10	60	0	0	470	2,755
			3,577		79		0		3,656
<b>FREE USE</b>		0	0	0	0	0	0	0	0
			0		0		0		0
<b>PRIVATE LANDS</b>		0	0	0	0	0	0	0	0
			0		0		0		0
<b>CROSSING</b>		0	0	0	0	0	0	0	0
			0		0		0		0
<b>TOTAL AUTHORIZED</b>	13	460	2,695	10	60	0	0	470	2,755
			3,577		79		0		3,656
<b>TOTAL UN-AUTHORIZED</b>									
<b>WILD HORSES</b>									
<b>WILD BURROS</b>									



**US DEPARTMENT OF AGRICULTURE – FOREST SERVICE  
ANNUAL GRAZING STATISTICAL REPORT  
GRAZING SEASON 2004**



**NATIONAL GRASSLANDS – OKLAHOMA**



	Number of Permittees	CATTLE		HORSES & BURROS		SHEEP & GOATS		TOTAL	
		NUMBER	HMS AUMS	NUMBER	HMS AUMS	NUMBER	HMS AUMS	NUMBER	HMS AUMS
<b>PERMITTED TO GRAZE</b>	83	5,913	31,698 36,610	0	0 0	0	0 0	5,913	31,698 36,610
<b>AUTHORIZED TO GRAZE PAID PERMITS</b>	75	5,069	18,395 21,710	0	0 0	0	0 0	5,069	18,395 21,710
<b>FREE USE</b>		0	0 0	0	0 0	0	0 0	0	0 0
<b>PRIVATE LANDS</b>		0	0 0	0	0 0	0	0 0	0	0 0
<b>CROSSING</b>		0	0 0	0	0 0	0	0 0	0	0 0
<b>TOTAL AUTHORIZED</b>	75	5,069	18,395 21,710	0	0 0	0	0 0	5,069	18,395 21,710
<b>TOTAL UN-AUTHORIZED</b>									
<b>WILD HORSES</b>									
<b>WILD BURROS</b>									

**US DEPARTMENT OF AGRICULTURE – FOREST SERVICE  
ANNUAL GRAZING STATISTICAL REPORT  
GRAZING SEASON 2004**



**NATIONAL FOREST SYSTEM – OREGON**



	Number of Permittees	CATTLE		HORSES & BURROS		SHEEP & GOATS		TOTAL	
		NUMBER	HMS AUMS	NUMBER	HMS AUMS	NUMBER	HMS AUMS	NUMBER	HMS AUMS
<b>PERMITTED TO GRAZE</b>	250	63,077	232,021	54	331	11,573	44,116	74,704	276,468
			303,974		397		12,433		316,804
<b>AUTHORIZED TO GRAZE PAID PERMITS</b>	222	50,265	166,981	24	114	9,230	35,103	59,519	202,198
			218,395		137		10,131		228,663
<b>FREE USE</b>		0	0	0	0	0	0	0	0
			0		0		0		0
<b>PRIVATE LANDS</b>	30	3,895	10,981	0	0	0	0	3,895	10,981
			14,484		0		0		14,484
<b>CROSSING</b>		0	0	0	0	0	0	0	0
			0		0		0		0
<b>TOTAL AUTHORIZED</b>	222	50,265	166,981	24	114	9,230	35,103	59,519	202,198
			218,395		137		10,131		228,663
<b>TOTAL UN-AUTHORIZED</b>		0	0	0	0	0	0	0	0
			0		0		0		0
<b>WILD HORSES</b>	0	0	0	60	720	0	0	60	720
			0		864		0		864
<b>WILD BURROS</b>									

**US DEPARTMENT OF AGRICULTURE – FOREST SERVICE  
ANNUAL GRAZING STATISTICAL REPORT  
GRAZING SEASON 2004**



**NATIONAL FORESTS – OREGON**



	Number of Permittees	CATTLE		HORSES & BURROS		SHEEP & GOATS		TOTAL	
		NUMBER	HMS AUMS	NUMBER	HMS AUMS	NUMBER	HMS AUMS	NUMBER	HMS AUMS
<b>PERMITTED TO GRAZE</b>	230	60,470	215,289	26	133	11,573	44,116	72,069	259,538
			282,465				159		
<b>AUTHORIZED TO GRAZE PAID PERMITS</b>	221	50,265	166,974	24	114	9,230	35,103	59,519	202,191
			218,386				137		
<b>FREE USE</b>		0	0	0	0	0	0	0	0
			0				0		
<b>PRIVATE LANDS</b>	30	3,895	10,981	0	0	0	0	3,895	10,981
			14,484				0		
<b>CROSSING</b>		0	0	0	0	0	0	0	0
			0				0		
<b>TOTAL AUTHORIZED</b>	221	50,265	166,974	24	114	9,230	35,103	59,519	202,191
			218,386				137		
<b>TOTAL UN-AUTHORIZED</b>		0	0	0	0	0	0	0	0
			0				0		
<b>WILD HORSES</b>	0	0	0	60	720	0	0	60	720
			0				864		
<b>WILD BURROS</b>									

**US DEPARTMENT OF AGRICULTURE – FOREST SERVICE  
ANNUAL GRAZING STATISTICAL REPORT  
GRAZING SEASON 2004**



**NATIONAL GRASSLANDS – OREGON**



	Number of Permittees	CATTLE		HORSES & BURROS		SHEEP & GOATS		TOTAL	
		NUMBER	HMS AUMS	NUMBER	HMS AUMS	NUMBER	HMS AUMS	NUMBER	HMS AUMS
<b>PERMITTED TO GRAZE</b>	20	2,607	16,732	28	198	0	0	2,635	16,930
			21,509		238		0		21,747
<b>AUTHORIZED TO GRAZE PAID PERMITS</b>	1	0	7	0	0	0	0	0	7
			9		0		0		9
<b>FREE USE</b>		0	0	0	0	0	0	0	0
			0		0		0		0
<b>PRIVATE LANDS</b>		0	0	0	0	0	0	0	0
			0		0		0		0
<b>CROSSING</b>		0	0	0	0	0	0	0	0
			0		0		0		0
<b>TOTAL AUTHORIZED</b>	1	0	7	0	0	0	0	0	7
			9		0		0		9
<b>TOTAL UN-AUTHORIZED</b>									
<b>WILD HORSES</b>									
<b>WILD BURROS</b>									

**US DEPARTMENT OF AGRICULTURE – FOREST SERVICE  
ANNUAL GRAZING STATISTICAL REPORT  
GRAZING SEASON 2004**



**NATIONAL FOREST SYSTEM – SOUTH DAKOTA**



	Number of Permittees	CATTLE		HORSES & BURROS		SHEEP & GOATS		TOTAL	
		NUMBER	HMS AUMS	NUMBER	HMS AUMS	NUMBER	HMS AUMS	NUMBER	HMS AUMS
<b>PERMITTED TO GRAZE</b>	132	62,181	289,743	21	79	3,192	17,015	65,394	306,837
			370,326		89		4,769		375,184
<b>AUTHORIZED TO GRAZE PAID PERMITS</b>	128	50,294	182,470	97	554	818	3,296	51,209	186,320
			230,555		660		989		232,204
<b>FREE USE</b>		0	0	0	0	0	0	0	0
			0		0		0		0
<b>PRIVATE LANDS</b>	23	560	2,541	0	0	0	0	560	2,541
			3,049		0		0		3,049
<b>CROSSING</b>		0	0	0	0	0	0	0	0
			0		0		0		0
<b>TOTAL AUTHORIZED</b>	128	50,294	182,470	97	554	818	3,296	51,209	186,320
			230,555		660		989		232,204
<b>TOTAL UN-AUTHORIZED</b>	1	20	2	9	1	0	0	29	3
			3		1		0		4
<b>WILD HORSES</b>									
<b>WILD BURROS</b>									

**US DEPARTMENT OF AGRICULTURE – FOREST SERVICE  
ANNUAL GRAZING STATISTICAL REPORT  
GRAZING SEASON 2004**



**NATIONAL FORESTS – SOUTH DAKOTA**



	Number of Permittees	CATTLE		HORSES & BURROS		SHEEP & GOATS		TOTAL	
		NUMBER	HMS AUMS	NUMBER	HMS AUMS	NUMBER	HMS AUMS	NUMBER	HMS AUMS
<b>PERMITTED TO GRAZE</b>	37	4,794	23,962	4	28	0	0	4,798	23,990
			29,778		34		0		29,812
<b>AUTHORIZED TO GRAZE PAID PERMITS</b>	37	4,894	20,481	4	28	0	0	4,898	20,509
			25,081		34		0		25,115
<b>FREE USE</b>		0	0	0	0	0	0	0	0
			0		0		0		0
<b>PRIVATE LANDS</b>	6	153	524	0	0	0	0	153	524
			618		0		0		618
<b>CROSSING</b>		0	0	0	0	0	0	0	0
			0		0		0		0
<b>TOTAL AUTHORIZED</b>	37	4,894	20,481	4	28	0	0	4,898	20,509
			25,081		34		0		25,115
<b>TOTAL UN-AUTHORIZED</b>									
<b>WILD HORSES</b>									
<b>WILD BURROS</b>									

**US DEPARTMENT OF AGRICULTURE – FOREST SERVICE  
ANNUAL GRAZING STATISTICAL REPORT  
GRAZING SEASON 2004**



**NATIONAL GRASSLANDS – SOUTH DAKOTA**



	Number of Permittees	CATTLE		HORSES & BURROS		SHEEP & GOATS		TOTAL	
		NUMBER	HMS AUMS	NUMBER	HMS AUMS	NUMBER	HMS AUMS	NUMBER	HMS AUMS
<b>PERMITTED TO GRAZE</b>	95	57,387	265,781	17	51	3,192	17,015	60,596	282,847
			340,548		55		4,769		345,372
<b>AUTHORIZED TO GRAZE PAID PERMITS</b>	91	45,400	161,989	93	526	818	3,296	46,311	165,811
			205,474		626		989		207,089
<b>FREE USE</b>		0	0	0	0	0	0	0	0
			0		0		0		0
<b>PRIVATE LANDS</b>	17	407	2,017	0	0	0	0	407	2,017
			2,431		0		0		2,431
<b>CROSSING</b>		0	0	0	0	0	0	0	0
			0		0		0		0
<b>TOTAL AUTHORIZED</b>	91	45,400	161,989	93	526	818	3,296	46,311	165,811
			205,474		626		989		207,089
<b>TOTAL UN-AUTHORIZED</b>	1	20	2	9	1	0	0	29	3
			3		1		0		4
<b>WILD HORSES</b>									
<b>WILD BURROS</b>									

**US DEPARTMENT OF AGRICULTURE – FOREST SERVICE  
ANNUAL GRAZING STATISTICAL REPORT  
GRAZING SEASON 2004**



**NATIONAL FOREST SYSTEM – TEXAS**



	Number of Permittees	CATTLE		HORSES & BURROS		SHEEP & GOATS		TOTAL	
		NUMBER	HMS AUMS	NUMBER	HMS AUMS	NUMBER	HMS AUMS	NUMBER	HMS AUMS
<b>PERMITTED TO GRAZE</b>	69	5,477	45,516 46,523	0	0 0	0	0 0	5,477	45,516 46,523
<b>AUTHORIZED TO GRAZE PAID PERMITS</b>	46	3,890	28,711 30,580	0	0 0	0	0 0	3,890	28,711 30,580
<b>FREE USE</b>		0	0 0	0	0 0	0	0 0	0	0 0
<b>PRIVATE LANDS</b>		0	0 0	0	0 0	0	0 0	0	0 0
<b>CROSSING</b>		0	0 0	0	0 0	0	0 0	0	0 0
<b>TOTAL AUTHORIZED</b>	46	3,890	28,711 30,580	0	0 0	0	0 0	3,890	28,711 30,580
<b>TOTAL UN-AUTHORIZED</b>									
<b>WILD HORSES</b>									
<b>WILD BURROS</b>									



**US DEPARTMENT OF AGRICULTURE – FOREST SERVICE  
ANNUAL GRAZING STATISTICAL REPORT  
GRAZING SEASON 2004**



**NATIONAL FORESTS – TEXAS**



	Number of Permittees	CATTLE		HORSES & BURROS		SHEEP & GOATS		TOTAL	
		NUMBER	HMS AUMS	NUMBER	HMS AUMS	NUMBER	HMS AUMS	NUMBER	HMS AUMS
<b>PERMITTED TO GRAZE</b>	1	10	80	0	0	0	0	10	80
			102		0		0		102
<b>AUTHORIZED TO GRAZE PAID PERMITS</b>									
<b>FREE USE</b>									
<b>PRIVATE LANDS</b>									
<b>CROSSING</b>									
<b>TOTAL AUTHORIZED</b>									
<b>TOTAL UN-AUTHORIZED</b>									
<b>WILD HORSES</b>									
<b>WILD BURROS</b>									

**US DEPARTMENT OF AGRICULTURE – FOREST SERVICE  
ANNUAL GRAZING STATISTICAL REPORT  
GRAZING SEASON 2004**



**NATIONAL GRASSLANDS – TEXAS**



	Number of Permittees	CATTLE		HORSES & BURROS		SHEEP & GOATS		TOTAL	
		NUMBER	HMS AUMS	NUMBER	HMS AUMS	NUMBER	HMS AUMS	NUMBER	HMS AUMS
<b>PERMITTED TO GRAZE</b>	68	5,467	45,436 46,421	0	0 0	0	0 0	5,467	45,436 46,421
<b>AUTHORIZED TO GRAZE PAID PERMITS</b>	46	3,890	28,711 30,580	0	0 0	0	0 0	3,890	28,711 30,580
<b>FREE USE</b>		0	0 0	0	0 0	0	0 0	0	0 0
<b>PRIVATE LANDS</b>		0	0 0	0	0 0	0	0 0	0	0 0
<b>CROSSING</b>		0	0 0	0	0 0	0	0 0	0	0 0
<b>TOTAL AUTHORIZED</b>	46	3,890	28,711 30,580	0	0 0	0	0 0	3,890	28,711 30,580
<b>TOTAL UN-AUTHORIZED</b>									
<b>WILD HORSES</b>									
<b>WILD BURROS</b>									

**US DEPARTMENT OF AGRICULTURE – FOREST SERVICE  
ANNUAL GRAZING STATISTICAL REPORT  
GRAZING SEASON 2004**



**NATIONAL FORESTS – UTAH**



	Number of Permittees	CATTLE		HORSES & BURROS		SHEEP & GOATS		TOTAL	
		NUMBER	HMS AUMS	NUMBER	HMS AUMS	NUMBER	HMS AUMS	NUMBER	HMS AUMS
<b>PERMITTED TO GRAZE</b>	842	91,654	339,414	214	666	197,181	566,264	289,049	906,344
			446,753		799		167,179		614,731
<b>AUTHORIZED TO GRAZE PAID PERMITS</b>	819	82,018	290,503	314	943	160,362	414,381	242,694	705,827
			382,258		1,131		123,598		506,987
<b>FREE USE</b>	1	25	113	0	0	0	0	25	113
			149		0		0		149
<b>PRIVATE LANDS</b>	43	724	2,306	0	8	4,557	9,308	5,281	11,622
			3,011		10		2,792		5,813
<b>CROSSING</b>	1	376	989	0	0	0	0	376	989
			1,305		0		0		1,305
<b>TOTAL AUTHORIZED</b>	821	82,419	291,605	314	943	160,362	414,381	243,095	706,929
			383,712		1,131		123,598		508,441
<b>TOTAL UN-AUTHORIZED</b>	11	1,388	1,015	0	0	0	0	1,388	1,015
			1,339		0		0		1,339
<b>WILD HORSES</b>	0	0	0	60	720	0	0	60	720
			0		864		0		864
<b>WILD BURROS</b>		0	0	0	0	0	0	0	0
			0		0		0		0

**US DEPARTMENT OF AGRICULTURE – FOREST SERVICE  
ANNUAL GRAZING STATISTICAL REPORT  
GRAZING SEASON 2004**



**NATIONAL FORESTS – VERMONT**



	Number of Permittees	CATTLE		HORSES & BURROS		SHEEP & GOATS		TOTAL	
		NUMBER	HMS AUMS	NUMBER	HMS AUMS	NUMBER	HMS AUMS	NUMBER	HMS AUMS
PERMITTED TO GRAZE									
AUTHORIZED TO GRAZE PAID PERMITS									
FREE USE									
PRIVATE LANDS									
CROSSING									
TOTAL AUTHORIZED									
TOTAL UN-AUTHORIZED									
WILD HORSES									
WILD BURROS									

**US DEPARTMENT OF AGRICULTURE – FOREST SERVICE  
ANNUAL GRAZING STATISTICAL REPORT  
GRAZING SEASON 2004**



**NATIONAL FORESTS – VIRGINIA**



	Number of Permittees	CATTLE		HORSES & BURROS		SHEEP & GOATS		TOTAL	
		NUMBER	HMS AUMS	NUMBER	HMS AUMS	NUMBER	HMS AUMS	NUMBER	HMS AUMS
<b>PERMITTED TO GRAZE</b>	36	800	6,094	161	1,813	0	0	961	7,907
			7,574		1,528		0		9,102
<b>AUTHORIZED TO GRAZE PAID PERMITS</b>	7	187	1,214	10	163	0	0	197	1,377
			1,592		196		0		1,788
<b>FREE USE</b>		0	0	0	0	0	0	0	0
			0		0		0		0
<b>PRIVATE LANDS</b>		0	0	0	0	0	0	0	0
			0		0		0		0
<b>CROSSING</b>		0	0	0	0	0	0	0	0
			0		0		0		0
<b>TOTAL AUTHORIZED</b>	7	187	1,214	10	163	0	0	197	1,377
			1,592		196		0		1,788
<b>TOTAL UN-AUTHORIZED</b>									
<b>WILD HORSES</b>									
<b>WILD BURROS</b>									

**US DEPARTMENT OF AGRICULTURE – FOREST SERVICE  
ANNUAL GRAZING STATISTICAL REPORT  
GRAZING SEASON 2004**



**NATIONAL FORESTS – WASHINGTON**



	Number of Permittees	CATTLE		HORSES & BURROS		SHEEP & GOATS		TOTAL	
		NUMBER	HMS AUMS	NUMBER	HMS AUMS	NUMBER	HMS AUMS	NUMBER	HMS AUMS
<b>PERMITTED TO GRAZE</b>	104	15,536	62,099	0	0	9,044	25,858	24,580	87,957
			81,406		0		7,757		89,163
<b>AUTHORIZED TO GRAZE PAID PERMITS</b>	92	13,225	51,473	0	0	0	0	13,225	51,473
			67,434		0		0		67,434
<b>FREE USE</b>		0	0	0	0	0	0	0	0
			0		0		0		0
<b>PRIVATE LANDS</b>	14	488	1,795	0	0	0	0	488	1,795
			2,369		0		0		2,369
<b>CROSSING</b>		0	0	0	0	0	0	0	0
			0		0		0		0
<b>TOTAL AUTHORIZED</b>	92	13,225	51,473	0	0	0	0	13,225	51,473
			67,434		0		0		67,434
<b>TOTAL UN-AUTHORIZED</b>	1	36	27	0	0	0	0	36	27
			29		0		0		29
<b>WILD HORSES</b>									
<b>WILD BURROS</b>									

**US DEPARTMENT OF AGRICULTURE – FOREST SERVICE  
ANNUAL GRAZING STATISTICAL REPORT  
GRAZING SEASON 2004**



**NATIONAL FORESTS – WEST VIRGINIA**



	Number of Permittees	CATTLE		HORSES & BURROS		SHEEP & GOATS		TOTAL	
		NUMBER	HMS AUMS	NUMBER	HMS AUMS	NUMBER	HMS AUMS	NUMBER	HMS AUMS
<b>PERMITTED TO GRAZE</b>	45	889	4,444	38	189	56	284	983	4,917
			5,676		227		85		5,988
<b>AUTHORIZED TO GRAZE PAID PERMITS</b>	41	861	4,535	33	164	56	568	950	5,267
			5,818		197		170		6,185
<b>FREE USE</b>		0	0	0	0	0	0	0	0
			0		0		0		0
<b>PRIVATE LANDS</b>		0	0	0	0	0	0	0	0
			0		0		0		0
<b>CROSSING</b>		0	0	0	0	0	0	0	0
			0		0		0		0
<b>TOTAL AUTHORIZED</b>	41	861	4,535	33	164	56	568	950	5,267
			5,818		197		170		6,185
<b>TOTAL UN-AUTHORIZED</b>									
<b>WILD HORSES</b>									
<b>WILD BURROS</b>									

**US DEPARTMENT OF AGRICULTURE – FOREST SERVICE  
ANNUAL GRAZING STATISTICAL REPORT  
GRAZING SEASON 2004**



**NATIONAL FOREST SYSTEM – WYOMING**



	Number of Permittees	CATTLE		HORSES & BURROS		SHEEP & GOATS		TOTAL	
		NUMBER	HMS AUMS	NUMBER	HMS AUMS	NUMBER	HMS AUMS	NUMBER	HMS AUMS
<b>PERMITTED TO GRAZE</b>	404	114,052	429,182	1,820	5,512	177,944	350,969	293,816	785,663
			526,236		6,626		104,431		637,293
<b>AUTHORIZED TO GRAZE PAID PERMITS</b>	395	95,421	382,307	1,376	4,899	85,235	196,619	182,032	583,825
			465,775		5,892		56,817		528,484
<b>FREE USE</b>		0	0	0	0	0	0	0	0
			0		0		0		0
<b>PRIVATE LANDS</b>	12	360	910	0	0	0	0	360	910
			1,190		0		0		1,190
<b>CROSSING</b>	1	0	0	0	0	0	0	0	0
			0		0		0		0
<b>TOTAL AUTHORIZED</b>	396	95,421	382,307	1,376	4,899	85,235	196,619	182,032	583,825
			465,775		5,892		56,817		528,484
<b>TOTAL UN-AUTHORIZED</b>	2	39	27	0	0	0	0	39	27
			36		0		0		36
<b>WILD HORSES</b>									
<b>WILD BURROS</b>									



**US DEPARTMENT OF AGRICULTURE – FOREST SERVICE  
ANNUAL GRAZING STATISTICAL REPORT  
GRAZING SEASON 2004**



**NATIONAL FORESTS – WYOMING**



	Number of Permittees	CATTLE		HORSES & BURROS		SHEEP & GOATS		TOTAL	
		NUMBER	HMS AUMS	NUMBER	HMS AUMS	NUMBER	HMS AUMS	NUMBER	HMS AUMS
<b>PERMITTED TO GRAZE</b>	401	93,181	324,822	1,727	4,861	171,274	317,620	266,182	647,303
			388,481		5,836		94,426		488,743
<b>AUTHORIZED TO GRAZE PAID PERMITS</b>	392	73,450	272,528	1,294	4,320	80,054	170,727	154,798	447,575
			320,867		5,188		49,049		375,104
<b>FREE USE</b>		0	0	0	0	0	0	0	0
			0		0		0		0
<b>PRIVATE LANDS</b>	12	360	910	0	0	0	0	360	910
			1,190		0		0		1,190
<b>CROSSING</b>	1	0	0	0	0	0	0	0	0
			0		0		0		0
<b>TOTAL AUTHORIZED</b>	393	73,450	272,528	1,294	4,320	80,054	170,727	154,798	447,575
			320,867		5,188		49,049		375,104
<b>TOTAL UN-AUTHORIZED</b>	2	39	27	0	0	0	0	39	27
			36		0		0		36
<b>WILD HORSES</b>									
<b>WILD BURROS</b>									

**US DEPARTMENT OF AGRICULTURE – FOREST SERVICE  
ANNUAL GRAZING STATISTICAL REPORT  
GRAZING SEASON 2004**



**NATIONAL GRASSLANDS – WYOMING**



	Number of Permittees	CATTLE		HORSES & BURROS		SHEEP & GOATS		TOTAL	
		NUMBER	HMS AUMS	NUMBER	HMS AUMS	NUMBER	HMS AUMS	NUMBER	HMS AUMS
<b>PERMITTED TO GRAZE</b>	3	20,871	104,360	93	651	6,670	33,349	27,634	138,360
			137,755		790		10,005		148,550
<b>AUTHORIZED TO GRAZE PAID PERMITS</b>	3	21,971	109,779	82	579	5,181	25,892	27,234	136,250
			144,908		704		7,768		153,380
<b>FREE USE</b>		0	0	0	0	0	0	0	0
			0		0		0		0
<b>PRIVATE LANDS</b>		0	0	0	0	0	0	0	0
			0		0		0		0
<b>CROSSING</b>		0	0	0	0	0	0	0	0
			0		0		0		0
<b>TOTAL AUTHORIZED</b>	3	21,971	109,779	82	579	5,181	25,892	27,234	136,250
			144,908		704		7,768		153,380
<b>TOTAL UN-AUTHORIZED</b>	1	76	35	5	2	0	0	81	37
			46		2		0		48
<b>WILD HORSES</b>									
<b>WILD BURROS</b>									

## Conditions and requirements are set forth in the following USDA Secretary's Regulations

### 36 Code of Federal Regulations

#### 222.1 AUTHORITY AND DEFINITIONS

- (a) **Authority.** The Chief, Forest Service, shall develop, administer and protect the range resources and permit and regulate the grazing use of all kinds and classes of livestock on all National Forest System lands and on other lands under Forest Service control. He may re-delegate this authority.
- (b) **Definitions.**
- (1) An "allotment" is a designated area of land available for livestock grazing.
  - (2) An "allotment management plan" is a document that specifies the program of action designated to reach a given set of objectives. It is prepared in consultation with the permittee(s) involved and:
    - (i) Prescribes the manner in and extent to which livestock operations will be conducted in order to meet the multiple-use, sustained yield, economic, and other needs and objectives as determined for the lands involved; and
    - (ii) Describes the type, location ownership, and general specifications for the range improvements in place or to be installed and maintained on the lands to meet the livestock grazing and other objectives of land management; and
    - (iii) Contains such other provisions relating to livestock grazing and other objectives as may be prescribed by the Chief, Forest Service, consistent with applicable law.
  - (3) "Base property" is land and improvements owned and used by the permittee for a farm or ranch operation and specifically designated by him to qualify for a term grazing permit.
  - (4) "Cancel" means action taken to permanently invalidate a term grazing permit in whole or in part.
  - (5) A "grazing permit" is any document authorizing livestock to use National Forest System or other lands under Forest Service control for the purpose of livestock production including:
    - (i) "Temporary grazing permits" for grazing livestock temporarily and without priority for re-issuance.
    - (ii) "Term permits" for up to 10 years with priority for renewal at the end of the term.
  - (6) "Land subject to commercial livestock grazing" means National Forest System lands within established allotments.
  - (7) "Lands within National Forest in the 16 continuous western States" means lands designated as National Forest within the boundaries of Arizona, California, Colorado, Idaho, Kansas, Montana, Nebraska, Nevada, New Mexico, North Dakota, Oklahoma, Oregon, South Dakota, Utah, Washington, and Wyoming (National Grasslands are excluded)
  - (8) "Livestock" means animals of any kind kept or raised for use or pleasure.
  - (9) "Livestock use permit" means a permit issued for not to exceed one year where the primary use is for other than grazing livestock.
  - (10) "Modify" means to revise the terms and conditions of an issued permit.
  - (11) "National Forest System lands," are the National Forests, National Grasslands, Land Utilization Projects, and other Federal lands for which the Forest Service has administrative jurisdiction.

- (12) "On-and-off grazing permits" are permits with specific provisions on range only part of which is National Forest System lands or other lands under Forest Service control.
- (13) "On-the-ground expenditure" means payment of direct project costs of implementing an improvement of development, such as survey and design, equipment, labor, and material (or contract) costs, and on-the-ground supervision.
- (14) "Other lands under Forest Service control" are non-Federal public and private lands over which the Forest Service has been given control through lease, agreement, waiver, or otherwise.
- (15) "Private land grazing permits" are permits issued to persons who control grazing lands adjacent to National Forest System lands and who waive exclusive grazing use of these lands to the United States for the full period the permit is to be issued.
- (16) "Permittee" means any person who has been issued a grazing permit.
- (17) "Permittee livestock" is livestock authorized by a written permit.
- (18) "Person" means any individual, partnership, corporation, association, organization, or other private entity, but does not include Government Agencies.
- (22) "Suspend" means temporary withholding of a term grazing permit privilege in whole or in part.
- (23) "Term period" means the period for which term permits are issued, the maximum of which is 10 years.
- (24) "Transportation livestock" is livestock used as pack and saddle stock for travel on the National Forest System.

## 222.2

### MANAGEMENT OF THE RANGE ENVIRONMENT

- (a) Allotments will be designated on the National Forest System and on other lands under Forest Service control where the land is available for grazing. Associated private and other public lands should, but only with the consent of the landowner, lessee, or agency, be considered in such designations to form logical range management units.
- (b) Each allotment will be analyzed and with careful and considered consultation and cooperation with the affected permittees, landowners, and grazing advisory boards involved, as well as the State having land within the area covered, and an allotment management plan developed. The plan will then be approved and implemented. The analysis and plan will be updated as needed.
- (c) Forage producing National Forest System lands will be managed for livestock grazing and the allotment management plans will be prepared consistent with land management plans.

## 222.3

### ISSUANCE OF GRAZING AND LIVESTOCK USE PERMITS

- (a) Unless otherwise specified by the Chief, Forest Service, all grazing and livestock use on National Forest System lands and on other lands under Forest Service control must be authorized by a grazing or livestock use permit.
- (b) Grazing permits and livestock-use permits convey no right, title, or interest held by the United States in any lands or resources.
- (c) The Chief, Forest Service, is authorized to issue permits for livestock grazing and other use by livestock of the national Forest System and on other lands under Forest Service control as follows:
  - (1) Grazing permits with priority for renewal may be issued as follows:
    - On National Forests in the 16 contiguous western States 10-year term permits will be issued unless the land is pending disposal, or will be devoted to other uses prior to the end of ten years, or it will be in the best interest of sound land management to specify a shorter term. On National Forest System lands other

than National Forests in the 16 contiguous western states, the permit term shall be for periods of 10 years or less. Term grazing permits for periods of 10 years or less in the form of grazing agreements may be issued to cooperative grazing associations or similar organizations incorporated or otherwise established pursuant to State law. Such an agreement will make National Forest System lands and improvements available to the association for grazing in accordance with provisions of the grazing agreement and Forest Service policies. Term permits authorized in this paragraph may be in the form of private land or on-and-off grazing permits where the person is qualified to hold such permits under provisions the Chief may require. Permits issued under this paragraph are subject to the following:

- (i) Except as provided for by the Chief, Forest Service, paid term permits will be issued to persons who own livestock to be grazed and such base property as may be required, provided the land is determined to be available for grazing purpose by the Chief, Forest Service, and the capacity exists to graze specified numbers of animals.
- (ii) A term permit holder has first priority for receipt of a new permit at the end of the term period provided he has fully complied with the terms and conditions of the expiring permit.
- (iii) In order to update terms and conditions, term permits may be cancelled at the end of the calendar year or the midyear of the decade (1985, 1995, etc.), provided they are reissued to the existing permit holder for a new term of 10 years.
- (iv) New term permits may be issued to the purchaser of a permittee's permitted livestock and/or base property provided the permittee waives his term permit to the United States and provided the purchaser is otherwise eligible and qualified.
- (v) If the permittee chooses to dispose of all or part of his base property or permitted livestock (not under approved nonuse) but does not choose to waive his term permit, the Forest Supervisor will give written notice that he no longer is qualified to hold a permit, provided he is given up to one year to reestablish his qualifications before cancellation action is final.
- (vi) The Chief, Forest Service, shall prescribe provisions and requirements under which term permits will be issued, renewed, and administered, including:
  - (a) The amount and character of base property and livestock the permit holder shall be required to own.
  - (b) Specifying the period of the year the base property shall be capable of supporting permitted livestock.
  - (c) Acquisition of base property and/or permitted livestock.
  - (d) Conditions for the approval of nonuse of permit for specific periods
  - (e) Upper and special limits governing the total number of livestock for which a person is entitled to hold a permit.
  - (f) Conditions whereby waiver of grazing privileges may be confirmed, and new applicants recognized.

(2) Permits with no priority for re-issuance, subject to terms and conditions as the Chief, Forest Service, may prescribe, are authorized as follows:

- (i) Temporary grazing permits for periods not to exceed one year, and on a charge basis, may be issued.
  - (a) To allow for use of range while a term grazing permit is held in suspension.
  - (b) To use forage created by unusually favorable climatic conditions.
  - (c) To use the forage available when the permit of the normal user's livestock is in nonuse status for reasons of personal convenience.

- (d) To allow a person to continue to graze livestock for the remainder of the grazing season where base property has been sold, the permit waived, and new term permit issued.
- (e) To allow grazing use in event of drought or other emergency of National or Regional scope where such use would not result in permanent resource damage.
- (ii) Livestock use permits for not to exceed one year may be issued under terms and conditions prescribed by the Chief, Forest Service, as follows:
  - (a) Paid permits for transportation livestock to persons engaged in commercial packing, dude ranching, or other commercial enterprises which involve transportation livestock including mining, ranching, and logging activities.
  - (b) Paid or free permits for research purposes and administrative studies.
  - (c) Paid or free permits to trail livestock across national Forest System lands.
  - (d) Free permits to persons who reside on ranch or agricultural lands within or contiguous to National Forest System lands for not to exceed 10 head of livestock owned or kept and whose products are consumed or whose services are used directly by the family of the resident, and who distinctly need such National Forest System lands to support such animals.
  - (e) Free permits to campers and travelers for the livestock actually used during the period of occupancy. This may be authorized without written permit.
  - (f) Paid or free permits for horses, mules, or burros to persons who clearly need National Forest System land to support the management of permitted livestock.
  - (g) Free permits for horses, mules, or burros to cooperators who clearly need National Forest System land to support research, administration or other work being conducted. This may be authorized without written permit.
  - (h) Paid permits to holders of grazing permits for breeding animals used to service livestock permitted to graze on lands administered by the Forest Service.
  - (i) Paid permits or cooperative agreements entered into as a management tool to manipulate re-vegetation on a given parcel of land.

#### 224.4

#### CHANGES IN GRAZING PERMITS

- (a) The Chief, Forest Service, is authorized to cancel, modify, or suspend grazing and livestock use permits in whole or in part as follows:
  - (1) Cancel permits where lands grazed under the permit are to be devoted to another public purpose including disposal. In these cases, except in an emergency, no permit shall be cancelled without two years' prior notification.
  - (2) Cancel the permit in the event the permittee:
    - (i) Refuses to accept modification of the terms and conditions of an existing permit.
    - (ii) Refuses or fails to comply with eligibility or qualification requirements.
    - (iii) Waives his permit back to the United States.
    - (iv) Fails to restock the allotted range after full extent of approved personal convenience non-use has been exhausted.

- (v) Fails to pay grazing fees within established time limits.
  - (3) Cancel or suspend the permit if the permittee fails to pay grazing fees within established time limit.
  - (4) Cancel or suspend the permit if the permittee does not comply with provisions and requirements in the grazing permit or the regulations of the Secretary of Agriculture on which the permit is based.
  - (5) Cancel or suspend the permit if the permittee knowingly and willfully makes a false statement or representation in the grazing application or amendments thereto.
  - (6) Cancel or suspend the permit if the permit holder is convicted for failing to comply with Federal laws or regulations or State laws relating to protection of air, water, soil and vegetation, fish and wildlife, and other environmental values when exercising the grazing use authorized by the permit.
  - (7) Modify the terms and conditions of a permit to conform to current situations brought about by changes in law, regulation, executive order, development or revision of an allotment management plan, or other management needs.
  - (8) Modify the seasons of use, numbers, kind, and class of livestock allowed or the allotment to be used under the permit, because of resource condition, or permittee request. One year's notice will be given of such modification, except in cases of emergency.
- (b) Association permits or grazing agreements may be canceled for non-compliance with title VI of the Civil Rights Act of 1964 and Department of Agriculture regulation promulgated there under.

## REPORT DEFINITIONS

<b>AUTHORIZED TO GRAZE -</b>	The number of livestock that are authorized and billed for grazing on National Forest System land.
<b>ANIMAL UNIT MONTH (AUM) -</b>	The amount of <b>forage</b> required by a 1,000-pound cow, or the equivalent for 1 month.
<b>CROSSING -</b>	Livestock physically occupying National Forest System lands under terms of a livestock Use Permit for Crossing.
<b>FREE USE -</b>	Livestock physically grazing free of charge on National Forest System lands. Does not include those permitted under private land permits.
<b>HEAD MONTH -</b>	The time in <b>months</b> that livestock spend on National Forest System land. This is the measurement used for billing purposes.
<b>NON-NFS-LANDS -</b>	Livestock physically grazing on Non-National Forest system lands for which the grazing use has been waived to the Government by the owner or lessee.
<b>PAID PERMIT -</b>	Livestock physically grazing on National Forest System lands under paid permit, grazing agreement or livestock use permit.
<b>PERMITTED TO GRAZE -</b>	Livestock permitted to graze by a grazing permit, grazing agreement, livestock use permit or other permitting document. In the case of on-off permits the "on" portion is included.



## GRAZING PERMIT TYPES

### PERMIT TYPES

#### Term Grazing Permits

Term  
Grazing Agreements  
Term Association  
Term Association, On and Off Provisions: on NFS portion  
Term Association, On and Off Provisions: off NFS portion  
Term, Private Land  
Term, On and Off Provisions: On NFS portion  
Term, On and Off Provisions: Off NFS portion

#### Temporary Grazing Permits

Temporary Grazing Permit

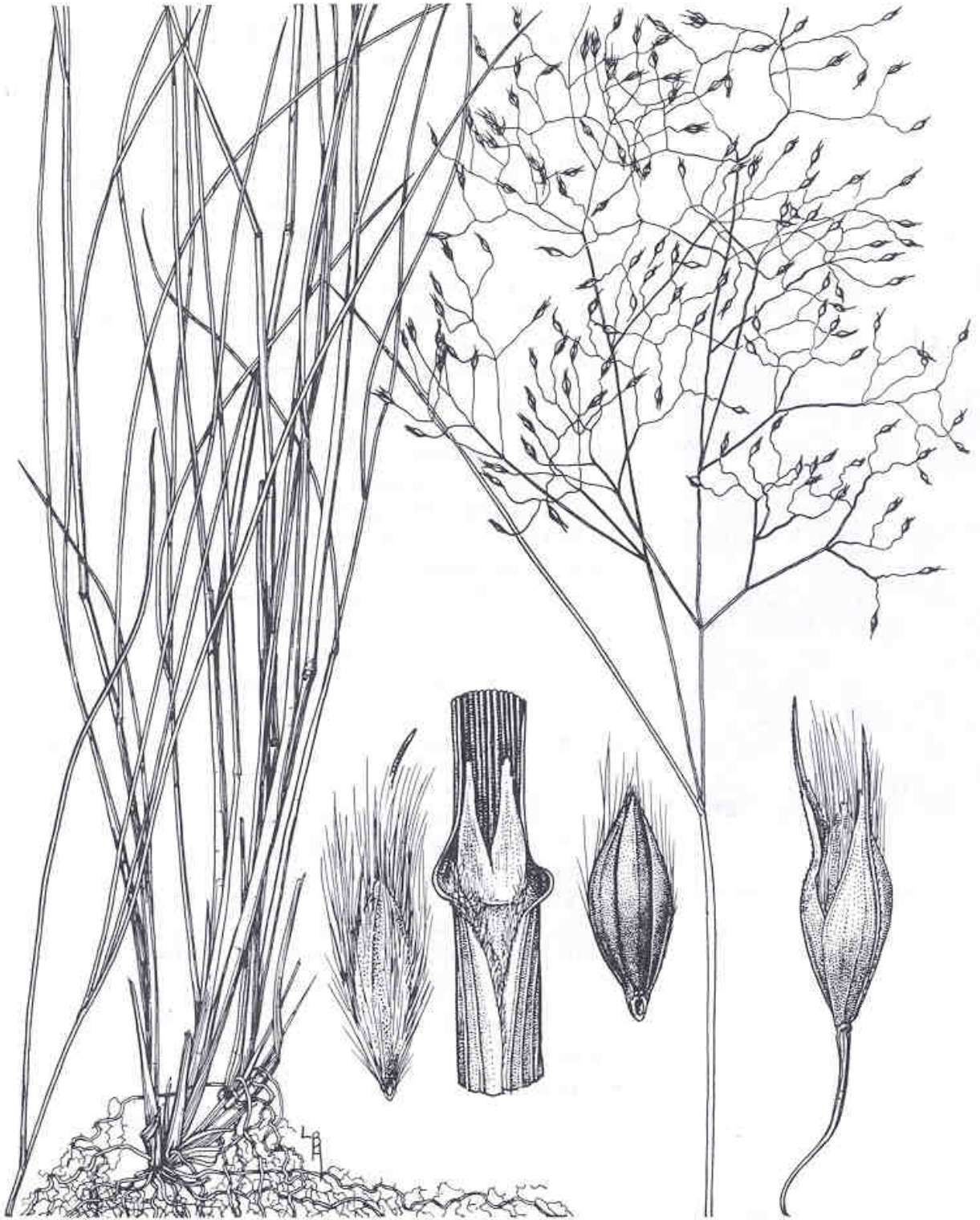
#### Livestock Use Permits

Transportation  
Research or Administrative Study, Paid  
Research or Administrative Study, Free  
Crossing Paid  
Crossing Free  
Dependent Resident, Free  
Campers and Travelers  
Permittee Working Saddle and Pack Animal  
Breeding Animals  
Vegetation Manipulation

#### Other Permits and Use

Grazing in Accordance with Treaties with Indian Tribes  
Special Use Pasture and Convenience Enclosures  
Developing Range  
Unauthorized Use \*  
Excess Use  
Wild Horses \*  
Wild Burros \*  
Forest Service Administrative Working Saddle and Pack Animals \*

\* Used for reporting statistics only – no permit issued



**Indian Ricegrass,  
*Achnatherum hymenoides* (Roemer & J.A. Schultes) Barkworth**