

United States
Department of
Agriculture

Grazing Statistical Summary

Forest Service
Range Management

April 2006

FY 2003





Idaho fescue, *Festuca idahoensis* Elmer

**USDA FOREST SERVICE
RANGE MANAGEMENT**

GRAZING STATISTICAL SUMMARY

2003

CONTENTS

Page

<u>Introduction</u>	iii
<u>National Summaries</u>	1
<u>National Permitted/Authorized Use Trend Charts</u>	2
<u>Western Regions (1-6)</u>	7
<u>Eastern Regions (8-9)</u>	10
<u>Regional Summaries</u>	13
<u>Permitted/Authorized Use by Region Charts</u>	14
<u>Region 1 - Northern Region</u>	16
<u>Region 2 - Rocky Mountain Region</u>	20
<u>Region 3 - Southwestern Region</u>	24
<u>Region 4 - Intermountain Region</u>	28
<u>Region 5 - Pacific Southwest Region</u>	32
<u>Region 6 - Pacific Northwest Region</u>	36
<u>Region 8 - Southern Region</u>	40
<u>Region 9 - Eastern Region</u>	44
<u>State Summaries</u>	46
<u>Alabama</u>	47
<u>Arizona</u>	48
<u>Arkansas</u>	49
<u>California</u>	50
<u>Colorado</u>	53
<u>Florida</u>	56
<u>Georgia</u>	57
<u>Idaho</u>	58
<u>Illinois</u>	61
<u>Indiana</u>	62
<u>Kansas</u>	63
<u>Louisiana</u>	64
<u>Michigan</u>	65
<u>Minnesota</u>	66
<u>Mississippi</u>	67
<u>Missouri</u>	68
<u>Montana</u>	69
<u>Nebraska</u>	70
<u>Nevada</u>	73
<u>New Mexico</u>	74
<u>New York</u>	77
<u>North Carolina</u>	78
<u>North Dakota</u>	79
<u>Ohio</u>	80
<u>Oklahoma</u>	81

<u>Oregon</u>	84
<u>South Dakota</u>	87
<u>Texas</u>	90
<u>Utah</u>	93
<u>Vermont</u>	94
<u>Virginia</u>	95
<u>Washington</u>	96
<u>West Virginia</u>	97
<u>Wyoming</u>	98
<u>Regulations</u>	101
<u>Report Definitions</u>	106
<u>Grazing Permit Types and Type Codes</u>	107

INTRODUCTION

An important part of the Forest Service's Range Management Program is providing information about all aspects of rangeland vegetation management on National Forest System lands. This report, published annually, provides statistics on grazing use for Congress, our partners, permittees, the livestock industry, other institutions or agencies, or anyone interested in the use of the National Forest System rangeland vegetation.

Livestock grazing is permitted on over 95 million acres of National Forest System lands spread across 34 States. Grazing use is administered through a grazing permit system. The Forest Service administers approximately 7,509 paid permits for 8.26 million head months (HMs) of authorized grazing by cattle, horses, sheep, and goats. An HM is the amount of time in months that an animal spends on National Forest System lands. The data collected is also reported in animal unit months (AUMs), which can be equated to the amount of forage required to support a mature 1,000 lb cow or its equivalent for 1 month.

REPORT CALCULATIONS

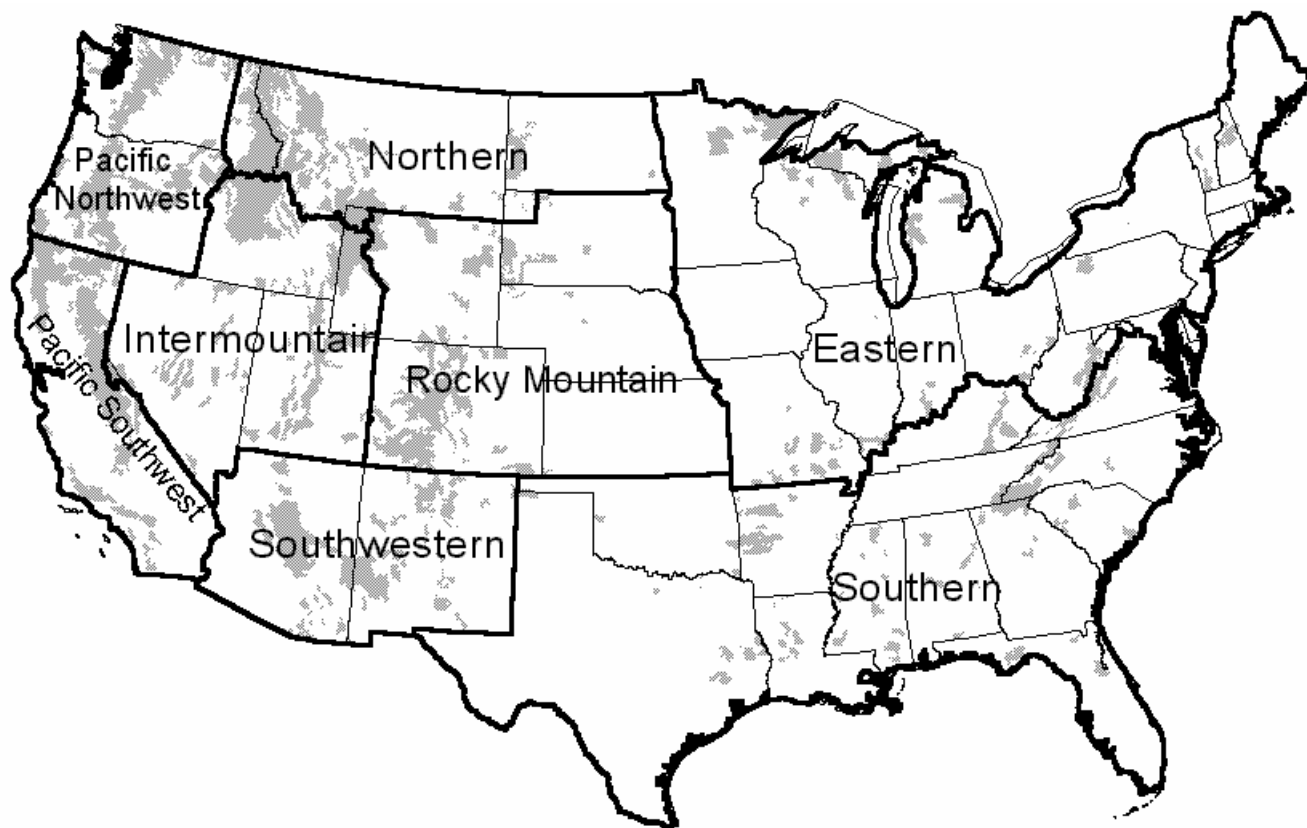
Permittees holding paid permits are not counted in other categories. Private land, and wild horse and burro data are not included in totals.

DISCLAIMER

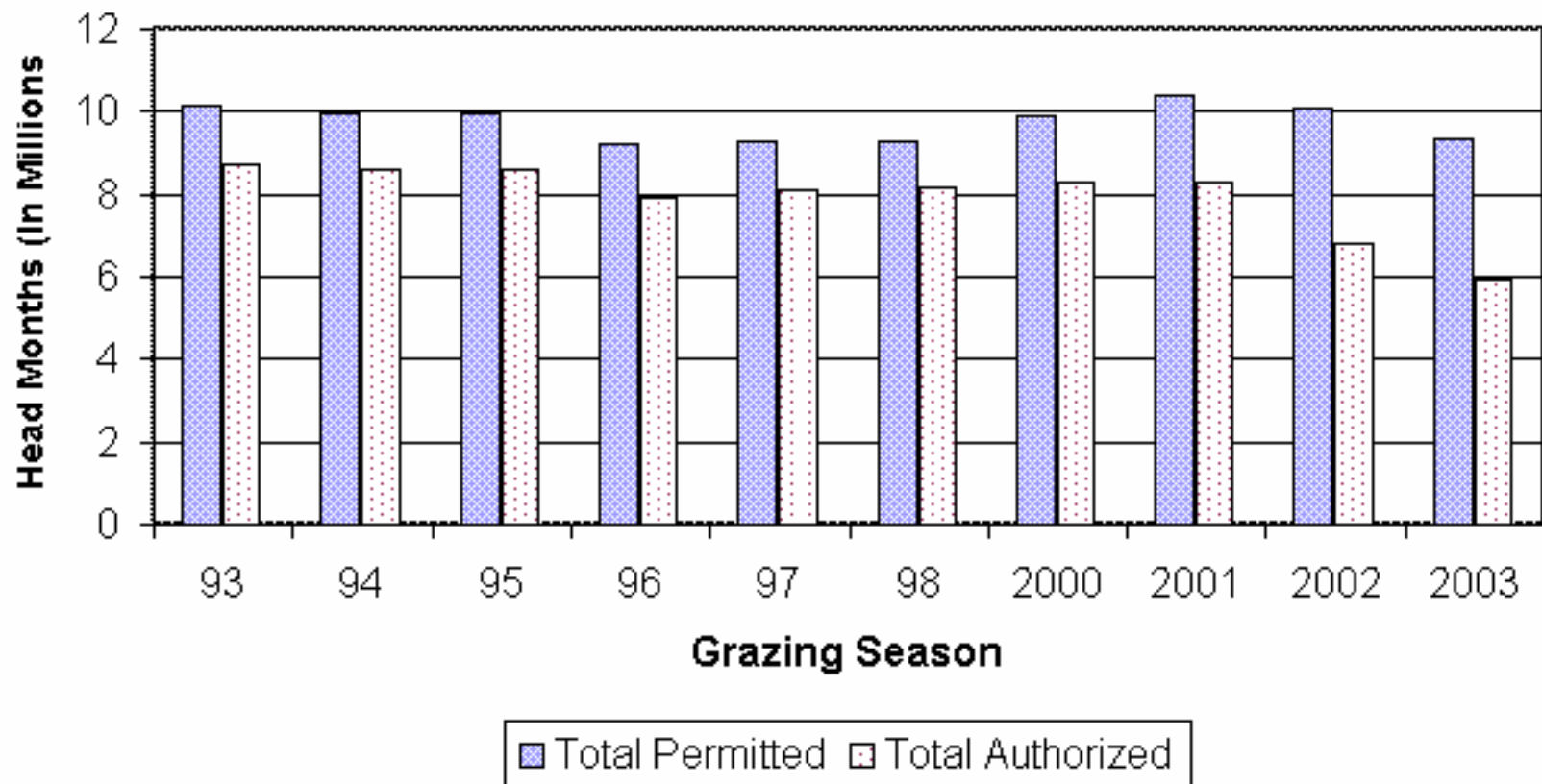
The data for this report was collected at the end of calendar year 2003. It provides a snapshot look at the 2003 grazing season. Data records that were acquired for this report represent the best available data from regions, forests, and districts at the time the data records were accumulated into one data set. The data set is not considered to be 100% accurate as several units were unable to meet data entry deadlines due to system availability, extreme fire and drought conditions in several regions and lack of resources to complete the tasks. While subsequent data queries should provide more accurate data sets, and improve the data reliability, caution should be taken when using this data, as it should not be misrepresented as a 100% accurate data set.

Photo Credit:: Unit 105, Black Kettle National Grasslands. Photo taken September, 2002 by Chuck Milner, Range Conservationist on the Black Kettle Ranger District.

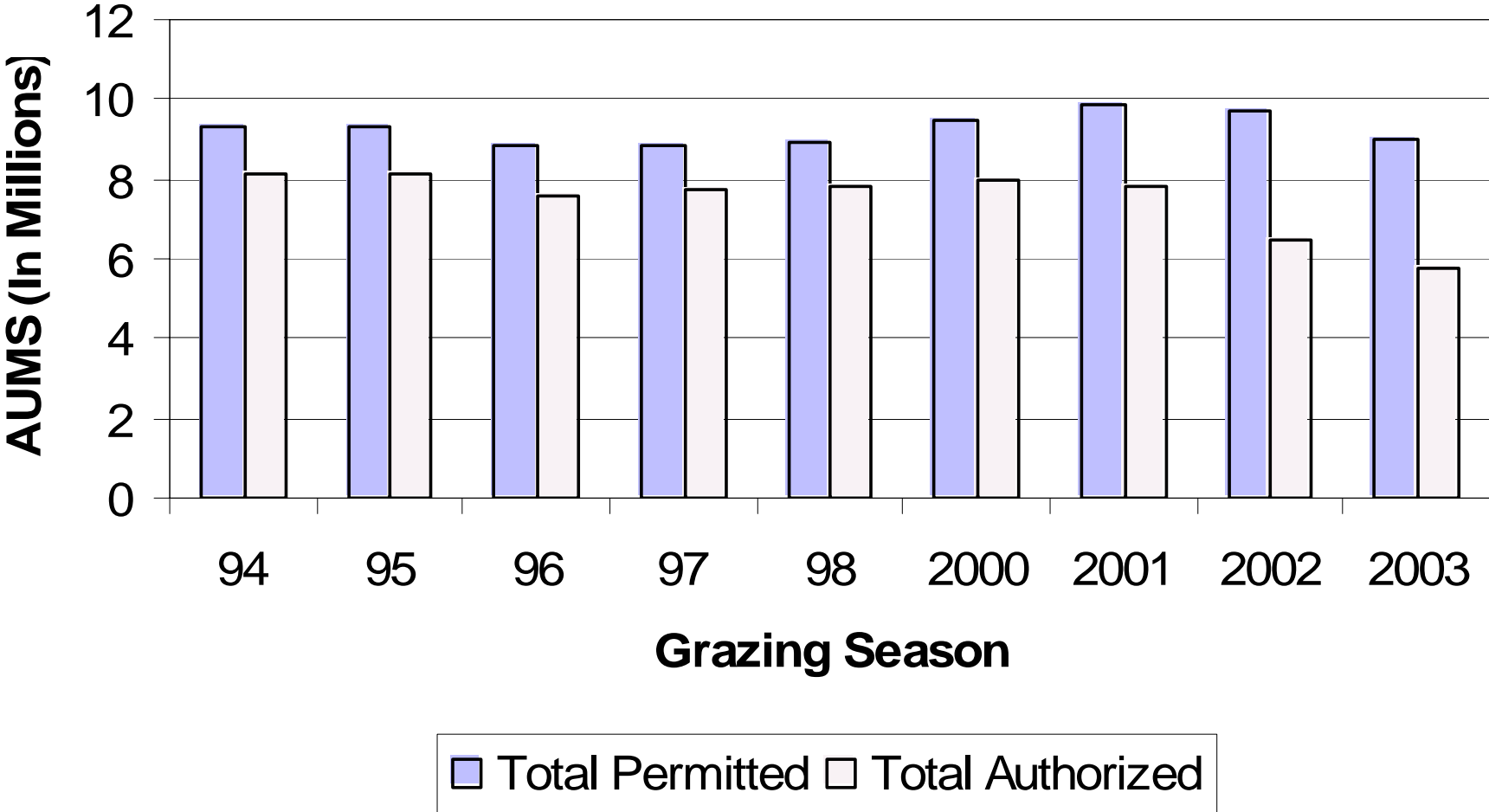
2003
GRAZING STATISTICAL SUMMARY
NATIONAL SUMMARY



Permitted vs Authorized Use



Permitted vs Authorized Use



**US DEPARTMENT OF AGRICULTURE – FOREST SERVICE
ANNUAL GRAZING STATISTICAL REPORT
GRAZING SEASON 2003**



NATIONAL FOREST SYSTEM – ALL REGIONS

	Number of Permittees	CATTLE		HORSES & BURROS		SHEEP & GOATS		TOTAL	
		NUMBER	HMS AUMS	NUMBER	HMS AUMS	NUMBER	HMS AUMS	NUMBER	HMS AUMS
PERMITTED TO GRAZE	7,097	1,286,551	6,405,848	8,899	37,761	1,072,899	2,876,420	2,368,349	9,320,029
			8,114,114				43,932		
AUTHORIZED TO GRAZE PAID PERMITS	5,778	983,093	4,084,686	5,386	27,604	740,598	1,823,942	1,729,077	5,936,232
			5,209,252				32,473		
FREE USE	10	215	875	218	2,127	2,260	8,995	2,693	11,997
			1,155				2,552		
PRIVATE LANDS	431	18,200	87,963	155	1,548	8,454	13,776	26,809	103,287
			112,684				1,857		
CROSSING	3	100	256	80	82	1,350	276	1,530	614
			338				98		
TOTAL AUTHORIZED	5,791	983,408	4,085,817	5,684	29,813	744,208	1,833,213	1,733,300	5,948,843
			5,210,745				35,123		
TOTAL UN-AUTHORIZED	35	2,910	1,871	5	2	0	0	2,915	1,873
			2,323				2		
WILD HORSES	0	0	0	1,595	18,191	0	0	1,595	18,191
			0				21,829		
WILD BURROS	0	0	0	215	1,964	0	0	215	1,964
			0				1,179		

**US DEPARTMENT OF AGRICULTURE – FOREST SERVICE
ANNUAL GRAZING STATISTICAL REPORT
GRAZING SEASON 2003**



NATIONAL FORESTS – ALL REGIONS



	Number of Permittees	CATTLE		HORSES & BURROS		SHEEP & GOATS		TOTAL	
		NUMBER	HMS AUMS	NUMBER	HMS AUMS	NUMBER	HMS AUMS	NUMBER	HMS AUMS
PERMITTED TO GRAZE	6,729	1,098,694	5,118,489	8,449	34,354	1,060,827	2,810,764	2,167,970	7,963,607
			6,481,014				39,840		
AUTHORIZED TO GRAZE PAID PERMITS	5,489	810,895	3,152,095	4,985	24,520	733,354	1,788,763	1,549,234	4,965,378
			4,024,079				28,779		
FREE USE	10	215	875	218	2,127	2,260	8,995	2,693	11,997
			1,155				2,552		
PRIVATE LANDS	411	17,314	69,814	80	1,075	8,454	13,776	25,848	84,665
			89,137				1,289		
CROSSING	3	100	256	80	82	1,350	276	1,530	614
			338				98		
TOTAL AUTHORIZED	5,502	811,210	3,153,226	5,283	26,729	736,964	1,798,034	1,553,457	4,977,989
			4,025,572				31,429		
TOTAL UN-AUTHORIZED	32	2,789	1,702	0	0	0	0	2,789	1,702
			2,100				0		
WILD HORSES	0	0	0	1,595	18,191	0	0	1,595	18,191
			0				21,829		
WILD BURROS	0	0	0	215	1,964	0	0	215	1,964
			0				1,179		

**US DEPARTMENT OF AGRICULTURE – FOREST SERVICE
ANNUAL GRAZING STATISTICAL REPORT
GRAZING SEASON 2003**



NATIONAL GRASSLANDS – ALL REGIONS

	Number of Permittees	CATTLE		HORSES & BURROS		SHEEP & GOATS		TOTAL	
		NUMBER	HMS AUMS	NUMBER	HMS AUMS	NUMBER	HMS AUMS	NUMBER	HMS AUMS
PERMITTED TO GRAZE	368	187,857	1,287,359	450	3,407	12,072	65,656	200,379	1,356,422
			1,633,100		4,092		19,352		1,656,544
AUTHORIZED TO GRAZE PAID PERMITS	289	172,198	932,591	401	3,084	7,244	35,179	179,843	970,854
			1,185,173		3,694		7,708		1,196,575
FREE USE		0	0	0	0	0	0	0	0
			0		0		0		0
PRIVATE LANDS	20	886	18,149	75	473	0	0	961	18,622
			23,547		568		0		24,115
CROSSING		0	0	0	0	0	0	0	0
			0		0		0		0
TOTAL AUTHORIZED	289	172,198	932,591	401	3,084	7,244	35,179	179,843	970,854
			1,185,173		3,694		7,708		1,196,575
TOTAL UN-AUTHORIZED	3	121	169	5	2	0	0	126	171
			223		2		0		225
WILD HORSES		0	0	0	0	0	0	0	0
			0		0		0		0
WILD BURROS		0	0	0	0	0	0	0	0
			0		0		0		0

**US DEPARTMENT OF AGRICULTURE – FOREST SERVICE
ANNUAL GRAZING STATISTICAL REPORT
GRAZING SEASON 2003**



**NATIONAL FOREST SYSTEM – WESTERN REGIONS
REGIONS (1- 6)**



	Number of Permittees	CATTLE		HORSES & BURROS		SHEEP & GOATS		TOTAL	
		NUMBER	HMS AUMS	NUMBER	HMS AUMS	NUMBER	HMS AUMS	NUMBER	HMS AUMS
PERMITTED TO GRAZE	6,826	1,276,238	6,328,446	8,683	34,548	1,072,843	2,876,136	2,357,764	9,239,130
			8,015,132				41,366		
AUTHORIZED TO GRAZE PAID PERMITS	5,638	978,573	4,056,318	5,218	25,727	740,598	1,823,942	1,724,389	5,905,987
			5,173,197				30,862		
FREE USE	10	215	875	218	2,127	2,260	8,995	2,693	11,997
			1,155				2,552		
PRIVATE LANDS	431	18,200	87,963	155	1,548	8,454	13,776	26,809	103,287
			112,684				1,857		
CROSSING	3	100	256	80	82	1,350	276	1,530	614
			338				98		
TOTAL AUTHORIZED	5,651	978,888	4,057,449	5,516	27,936	744,208	1,833,213	1,728,612	5,918,598
			5,174,690				33,512		
TOTAL UN-AUTHORIZED	34	2,710	1,674	5	2	0	0	2,715	1,676
			2,062				2		
WILD HORSES	0	0	0	1,595	18,191	0	0	1,595	18,191
			0				21,829		
WILD BURROS	0	0	0	215	1,964	0	0	215	1,964
			0				1,179		

**US DEPARTMENT OF AGRICULTURE – FOREST SERVICE
ANNUAL GRAZING STATISTICAL REPORT
GRAZING SEASON 2003**



**NATIONAL FORESTS – WESTERN REGIONS
REGIONS (1- 6)**



	Number of Permittees	CATTLE		HORSES & BURROS		SHEEP & GOATS		TOTAL	
		NUMBER	HMS AUMS	NUMBER	HMS AUMS	NUMBER	HMS AUMS	NUMBER	HMS AUMS
PERMITTED TO GRAZE	6,481	1,089,085	5,048,518	8,233	31,141	1,060,771	2,810,480	2,158,089	7,890,139
			6,391,668		37,274		810,296		7,239,238
AUTHORIZED TO GRAZE PAID PERMITS	5,368	806,827	3,127,423	4,817	22,643	733,354	1,788,763	1,544,998	4,938,829
			3,992,903		27,168		514,018		4,534,089
FREE USE	10	215	875	218	2,127	2,260	8,995	2,693	11,997
			1,155		2,552		2,363		6,070
PRIVATE LANDS	411	17,314	69,814	80	1,075	8,454	13,776	25,848	84,665
			89,137		1,289		3,801		94,227
CROSSING	3	100	256	80	82	1,350	276	1,530	614
			338		98		83		519
TOTAL AUTHORIZED	5,381	807,142	3,128,554	5,115	24,852	736,964	1,798,034	1,549,221	4,951,440
			3,994,396		29,818		516,464		4,540,678
TOTAL UN-AUTHORIZED	31	2,589	1,505	0	0	0	0	2,589	1,505
			1,839		0		0		1,839
WILD HORSES	0	0	0	1,595	18,191	0	0	1,595	18,191
			0		21,829		0		21,829
WILD BURROS	0	0	0	215	1,964	0	0	215	1,964
			0		1,179		0		1,179

**US DEPARTMENT OF AGRICULTURE – FOREST SERVICE
ANNUAL GRAZING STATISTICAL REPORT
GRAZING SEASON 2003**



**NATIONAL GRASSLANDS – WESTERN REGIONS
REGIONS (1- 6)**



	Number of Permittees	CATTLE		HORSES & BURROS		SHEEP & GOATS		TOTAL	
		NUMBER	HMS AUMS	NUMBER	HMS AUMS	NUMBER	HMS AUMS	NUMBER	HMS AUMS
PERMITTED TO GRAZE	345	187,153	1,279,928	450	3,407	12,072	65,656	199,675	1,348,991
			1,623,464		4,092		19,352		1,646,908
AUTHORIZED TO GRAZE PAID PERMITS	270	171,746	928,895	401	3,084	7,244	35,179	179,391	967,158
			1,180,294		3,694		7,708		1,191,696
FREE USE		0	0	0	0	0	0	0	0
			0		0		0		0
PRIVATE LANDS	20	886	18,149	75	473	0	0	961	18,622
			23,547		568		0		24,115
CROSSING		0	0	0	0	0	0	0	0
			0		0		0		0
TOTAL AUTHORIZED	270	171,746	928,895	401	3,084	7,244	35,179	179,391	967,158
			1,180,294		3,694		7,708		1,191,696
TOTAL UN-AUTHORIZED	3	121	169	5	2	0	0	126	171
			223		2		0		225
WILD HORSES		0	0	0	0	0	0	0	0
			0		0		0		0
WILD BURROS		0	0	0	0	0	0	0	0
			0		0		0		0

**US DEPARTMENT OF AGRICULTURE – FOREST SERVICE
ANNUAL GRAZING STATISTICAL REPORT
GRAZING SEASON 2003**



**NATIONAL FOREST SYSTEM – EASTERN REGIONS
REGIONS (8 – 9)**



	Number of Permittees	CATTLE		HORSES & BURROS		SHEEP & GOATS		TOTAL	
		NUMBER	HMS AUMS	NUMBER	HMS AUMS	NUMBER	HMS AUMS	NUMBER	HMS AUMS
PERMITTED TO GRAZE	271	10,313	77,402	216	3,213	56	284	10,585	80,899
			98,982		2,566		85		101,633
AUTHORIZED TO GRAZE PAID PERMITS	140	4,520	28,368	168	1,877	0	0	4,688	30,245
			36,055		1,611		0		37,666
FREE USE		0	0	0	0	0	0	0	0
			0		0		0		0
PRIVATE LANDS		0	0	0	0	0	0	0	0
			0		0		0		0
CROSSING		0	0	0	0	0	0	0	0
			0		0		0		0
TOTAL AUTHORIZED	140	4,520	28,368	168	1,877	0	0	4,688	30,245
			36,055		1,611		0		37,666
TOTAL UN-AUTHORIZED	1	200	197	0	0	0	0	200	197
			261		0		0		261
WILD HORSES		0	0	0	0	0	0	0	0
			0		0		0		0
WILD BURROS		0	0	0	0	0	0	0	0
			0		0		0		0

**US DEPARTMENT OF AGRICULTURE – FOREST SERVICE
ANNUAL GRAZING STATISTICAL REPORT
GRAZING SEASON 2003**



**NATIONAL FORESTS – EASTERN REGIONS
REGIONS (8 – 9)**



	Number of Permittees	CATTLE		HORSES & BURROS		SHEEP & GOATS		TOTAL	
		NUMBER	HMS AUMS	NUMBER	HMS AUMS	NUMBER	HMS AUMS	NUMBER	HMS AUMS
PERMITTED TO GRAZE	248	9,609	69,971 89,346	216	3,213 2,566	56	284 85	9,881	73,468 91,997
AUTHORIZED TO GRAZE PAID PERMITS	121	4,068	24,672 31,176	168	1,877 1,611	0	0 0	4,236	26,549 32,787
FREE USE		0	0 0	0	0 0	0	0 0	0	0 0
PRIVATE LANDS		0	0 0	0	0 0	0	0 0	0	0 0
CROSSING		0	0 0	0	0 0	0	0 0	0	0 0
TOTAL AUTHORIZED	121	4,068	24,672 31,176	168	1,877 1,611	0	0 0	4,236	26,549 32,787
TOTAL UN-AUTHORIZED	1	200	197 261	0	0 0	0	0 0	200	197 261
WILD HORSES									
WILD BURROS									

**US DEPARTMENT OF AGRICULTURE – FOREST SERVICE
ANNUAL GRAZING STATISTICAL REPORT
GRAZING SEASON 2003**



**NATIONAL GRASSLANDS – EASTERN REGIONS
REGIONS (8 – 9)**

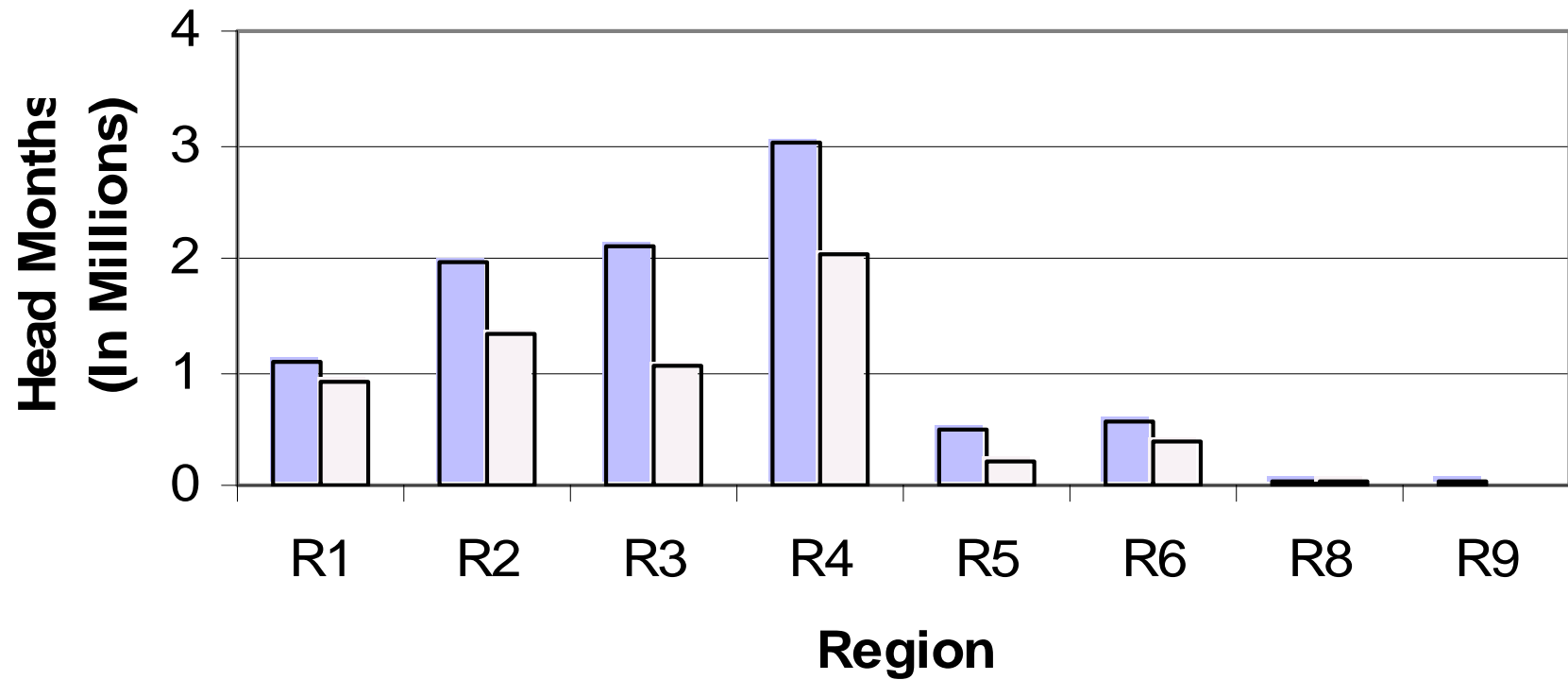


	Number of Permittees	CATTLE		HORSES & BURROS		SHEEP & GOATS		TOTAL	
		NUMBER	HMS AUMS	NUMBER	HMS AUMS	NUMBER	HMS AUMS	NUMBER	HMS AUMS
PERMITTED TO GRAZE	23	704	7,431	0	0	0	0	704	7,431
			9,636		0		0		9,636
AUTHORIZED TO GRAZE PAID PERMITS	19	452	3,696	0	0	0	0	452	3,696
			4,879		0		0		4,879
FREE USE		0	0	0	0	0	0	0	0
			0		0		0		0
PRIVATE LANDS		0	0	0	0	0	0	0	0
			0		0		0		0
CROSSING		0	0	0	0	0	0	0	0
			0		0		0		0
TOTAL AUTHORIZED	19	452	3,696	0	0	0	0	452	3,696
			4,879		0		0		4,879
TOTAL UN-AUTHORIZED									
WILD HORSES									
WILD BURROS									

**2003
GRAZING STATISTICAL SUMMARY
REGIONAL SUMMARY**

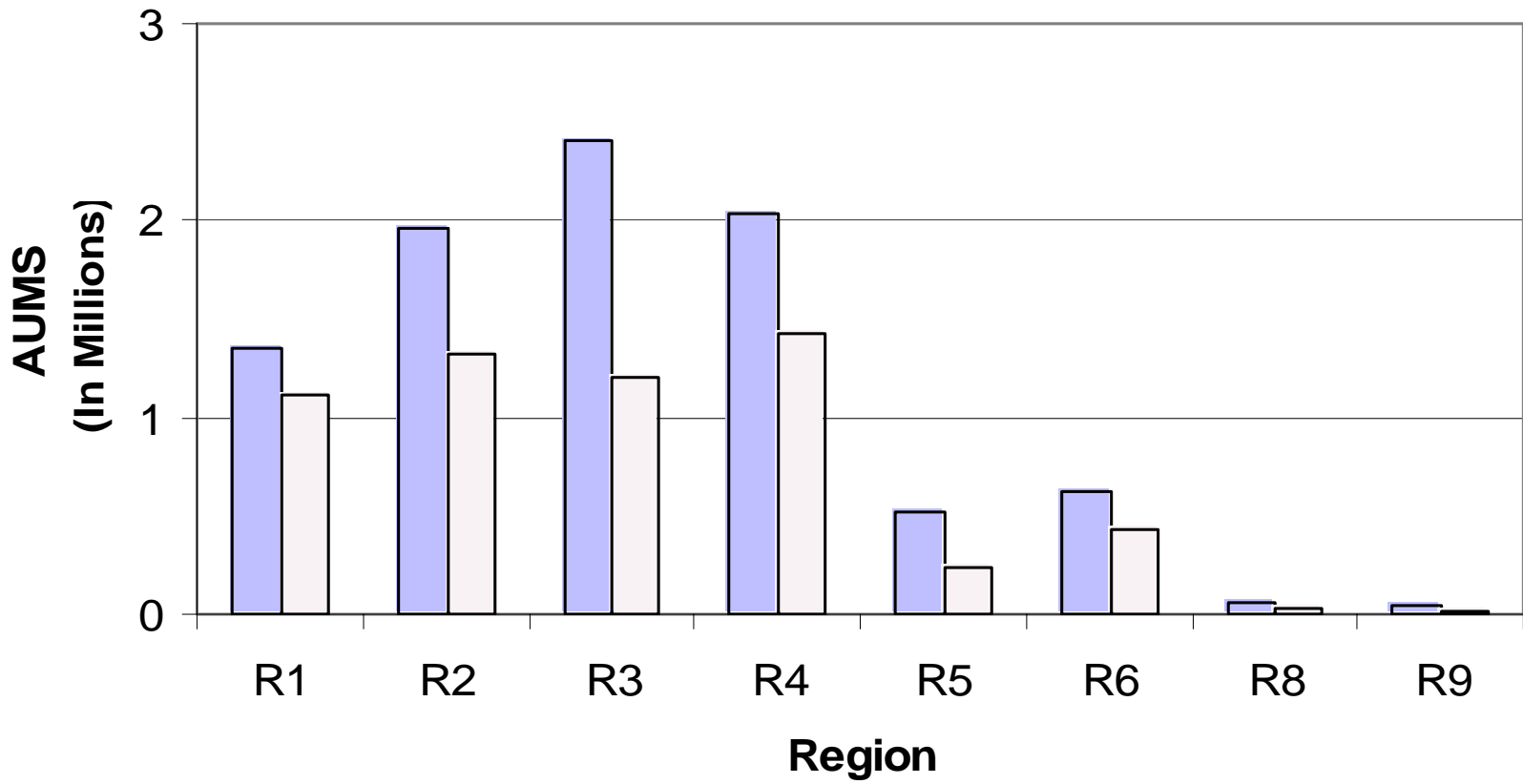


Permitted & Authorized Use by Region (2003 Grazing Season)



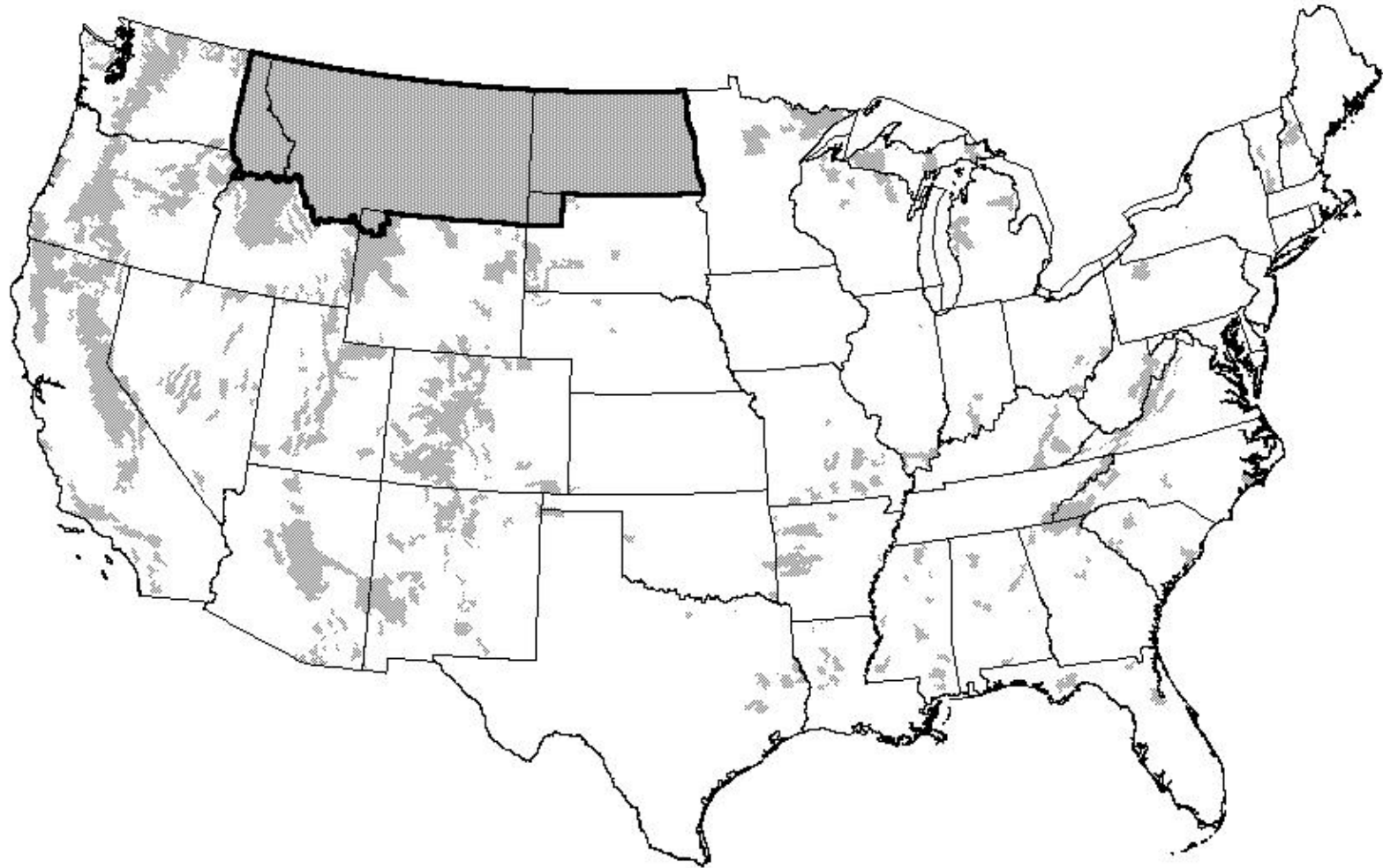
■ Total Permitted □ Total Authorized

Permitted & Authorized Use by Region (2003 Grazing Season)

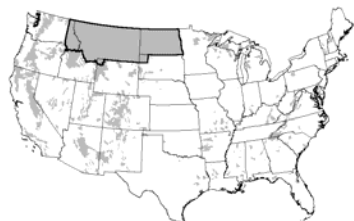


■ Total Permitted ■ Total Authorized

NORTHERN REGION – (REGION 1)



**US DEPARTMENT OF AGRICULTURE – FOREST SERVICE
ANNUAL GRAZING STATISTICAL REPORT
GRAZING SEASON 2003**



**NATIONAL FOREST SYSTEM – NORTHERN REGION
REGION 1**



	Number of Permittees	CATTLE		HORSES & BURROS		SHEEP & GOATS		TOTAL	
		NUMBER	HMS AUMS	NUMBER	HMS AUMS	NUMBER	HMS AUMS	NUMBER	HMS AUMS
PERMITTED TO GRAZE	1,006	200,308	1,029,418	3,592	10,779	27,890	63,024	231,790	1,103,221
			1,326,495				12,935		
AUTHORIZED TO GRAZE PAID PERMITS	910	178,919	843,458	1,428	6,418	23,907	53,246	204,254	903,122
			1,083,409				7,701		
FREE USE	4	0	0	100	1,765	0	0	100	1,765
			0				2,118		
PRIVATE LANDS	135	7,021	37,603	6	36	0	1,239	7,027	38,878
			48,346				43		
CROSSING									
TOTAL AUTHORIZED	914	178,919	843,458	1,528	8,183	23,907	53,246	204,354	904,887
			1,083,409				9,819		
TOTAL UN-AUTHORIZED	6	945	389	0	0	0	0	945	389
			432				0		
WILD HORSES									
WILD BURROS									

**US DEPARTMENT OF AGRICULTURE – FOREST SERVICE
ANNUAL GRAZING STATISTICAL REPORT
GRAZING SEASON 2003**

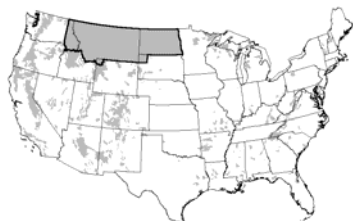


**NATIONAL FORESTS – NORTHERN REGION
REGION 1**



	Number of Permittees	CATTLE		HORSES & BURROS		SHEEP & GOATS		TOTAL	
		NUMBER	HMS AUMS	NUMBER	HMS AUMS	NUMBER	HMS AUMS	NUMBER	HMS AUMS
PERMITTED TO GRAZE	994	129,840	511,091	3,281	8,274	27,033	57,839	160,154	577,204
			652,539		9,929		16,501		678,969
AUTHORIZED TO GRAZE PAID PERMITS	902	114,501	390,318	1,135	4,058	23,050	48,061	138,686	442,437
			495,956		4,869		13,800		514,625
FREE USE	4	0	0	100	1,765	0	0	100	1,765
			0		2,118		0		2,118
PRIVATE LANDS	133	6,599	21,935	6	36	0	1,239	6,605	23,210
			28,036		43		311		28,390
CROSSING		0	0	0	0	0	0	0	0
			0		0		0		0
TOTAL AUTHORIZED	906	114,501	390,318	1,235	5,823	23,050	48,061	138,786	444,202
			495,956		6,987		13,800		516,743
TOTAL UN-AUTHORIZED	6	945	389	0	0	0	0	945	389
			432		0		0		432
WILD HORSES									
WILD BURROS									

**US DEPARTMENT OF AGRICULTURE – FOREST SERVICE
ANNUAL GRAZING STATISTICAL REPORT
GRAZING SEASON 2003**

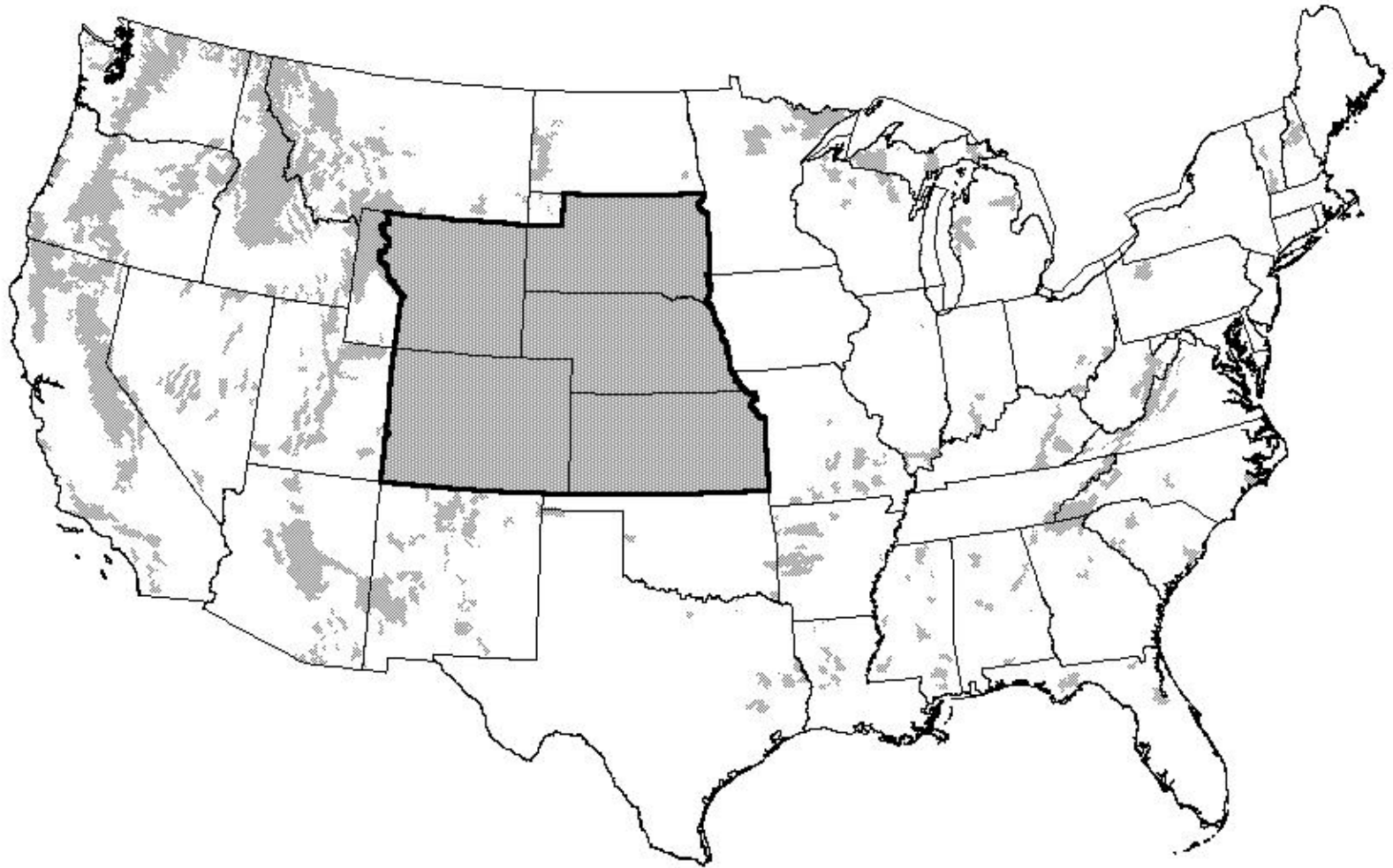


**NATIONAL GRASSLANDS – NORTHERN REGION
REGION 1**



	Number of Permittees	CATTLE		HORSES & BURROS		SHEEP & GOATS		TOTAL	
		NUMBER	HMS AUMS	NUMBER	HMS AUMS	NUMBER	HMS AUMS	NUMBER	HMS AUMS
PERMITTED TO GRAZE	12	70,468	518,327 673,956	311	2,505 3,006	857	5,185 1,279	71,636	526,017 678,241
AUTHORIZED TO GRAZE PAID PERMITS	8	64,418	453,140 587,453	293	2,360 2,832	857	5,185 1,279	65,568	460,685 591,564
FREE USE		0	0 0	0	0 0	0	0 0	0	0 0
PRIVATE LANDS	2	422	15,668 20,310	0	0 0	0	0 0	422	15,668 20,310
CROSSING		0	0 0	0	0 0	0	0 0	0	0 0
TOTAL AUTHORIZED	8	64,418	453,140 587,453	293	2,360 2,832	857	5,185 1,279	65,568	460,685 591,564
TOTAL UN-AUTHORIZED									
WILD HORSES									
WILD BURROS									

ROCKY MOUNTAIN REGION – (REGION 2)



**US DEPARTMENT OF AGRICULTURE – FOREST SERVICE
ANNUAL GRAZING STATISTICAL REPORT
GRAZING SEASON 2003**



**NATIONAL FOREST SYSTEM – ROCKY MOUNTAIN REGION
REGION 2**



	Number of Permittees	CATTLE		HORSES & BURROS		SHEEP & GOATS		TOTAL	
		NUMBER	HMS AUMS	NUMBER	HMS AUMS	NUMBER	HMS AUMS	NUMBER	HMS AUMS
PERMITTED TO GRAZE	1,468	338,096	1,416,722	1,847	6,181	227,064	549,457	567,007	1,972,360
			1,786,650		7,422		162,574		1,956,646
AUTHORIZED TO GRAZE PAID PERMITS	1,291	268,235	959,309	1,328	4,625	159,861	371,680	429,424	1,335,614
			1,206,099		5,608		106,479		1,318,186
FREE USE	1	0	0	3	20	0	0	3	20
			0		24		0		24
PRIVATE LANDS	90	2,474	14,893	79	489	135	232	2,688	15,614
			17,986		587		70		18,643
CROSSING	1	0	0	0	0	1,350	276	1,350	276
			0		0		83		83
TOTAL AUTHORIZED	1,293	268,235	959,309	1,331	4,645	161,211	371,956	430,777	1,335,910
			1,206,099		5,632		106,562		1,318,293
TOTAL UN-AUTHORIZED	7	685	128	5	2	0	0	690	130
			139		2		0		141
WILD HORSES									
WILD BURROS									

**US DEPARTMENT OF AGRICULTURE – FOREST SERVICE
ANNUAL GRAZING STATISTICAL REPORT
GRAZING SEASON 2003**



**NATIONAL FORESTS – ROCKY MOUNTAIN REGION
REGION 2**



	Number of Permittees	CATTLE		HORSES & BURROS		SHEEP & GOATS		TOTAL	
		NUMBER	HMS AUMS	NUMBER	HMS AUMS	NUMBER	HMS AUMS	NUMBER	HMS AUMS
PERMITTED TO GRAZE	1,356	247,503	913,724	1,736	5,477	215,949	489,085	465,188	1,408,286
			1,139,357				6,574		
AUTHORIZED TO GRAZE PAID PERMITS	1,192	180,505	599,238	1,248	4,099	153,574	341,785	335,327	945,122
			746,029				4,984		
FREE USE	1	0	0	3	20	0	0	3	20
			0				24		
PRIVATE LANDS	72	2,010	12,412	4	16	135	232	2,149	12,660
			14,749				19		
CROSSING	1	0	0	0	0	1,350	276	1,350	276
			0				0		
TOTAL AUTHORIZED	1,194	180,505	599,238	1,251	4,119	154,924	342,061	336,680	945,418
			746,029				5,008		
TOTAL UN-AUTHORIZED	6	609	93	0	0	0	0	609	93
			93				0		
WILD HORSES									
WILD BURROS									

**US DEPARTMENT OF AGRICULTURE – FOREST SERVICE
ANNUAL GRAZING STATISTICAL REPORT
GRAZING SEASON 2003**

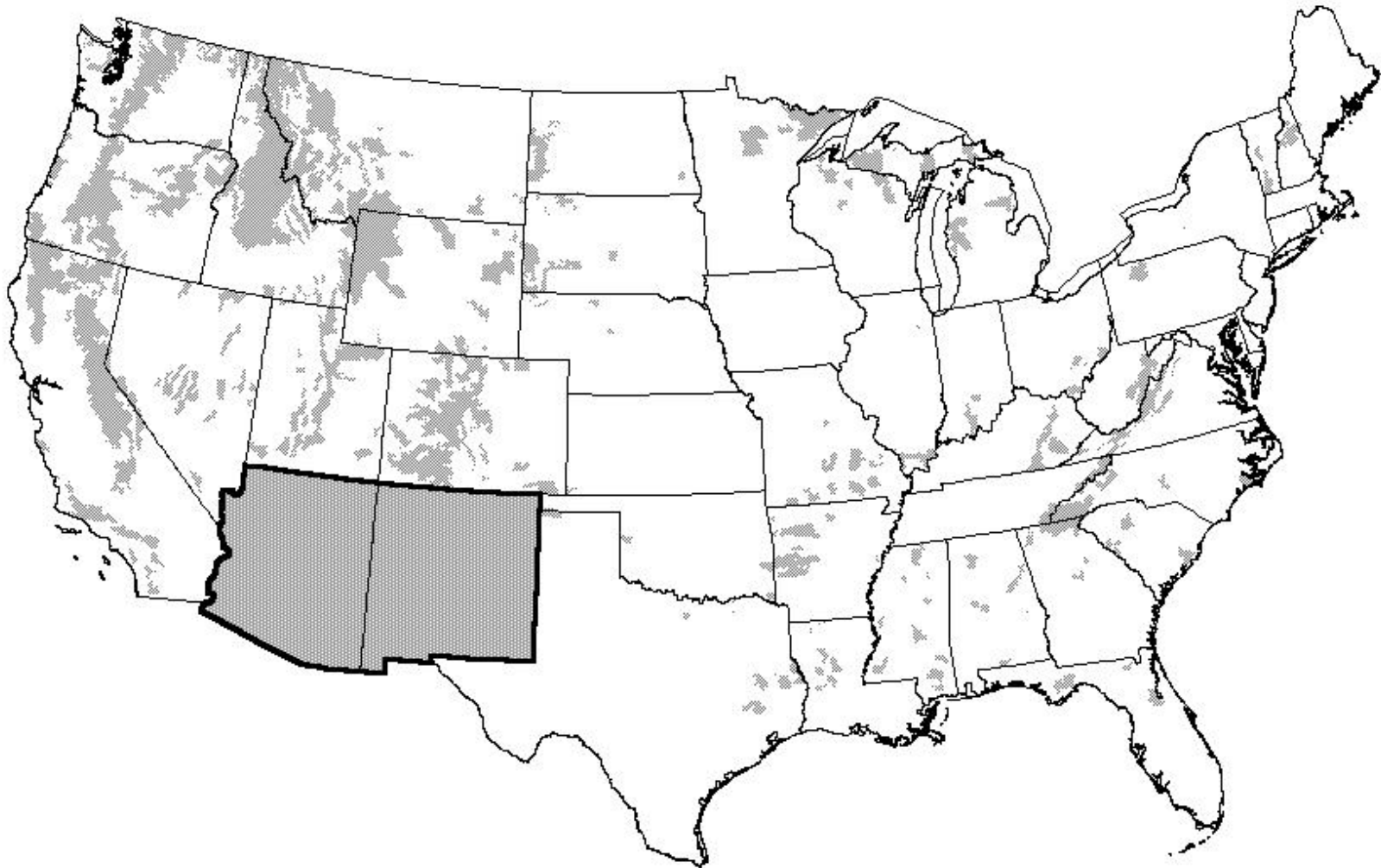


**NATIONAL GRASSLANDS – ROCKY MOUNTAIN REGION
REGION 2**



	Number of Permittees	CATTLE		HORSES & BURROS		SHEEP & GOATS		TOTAL	
		NUMBER	HMS AUMS	NUMBER	HMS AUMS	NUMBER	HMS AUMS	NUMBER	HMS AUMS
PERMITTED TO GRAZE	112	90,593	502,998	111	704	11,115	60,372	101,819	564,074
			647,293				848		
AUTHORIZED TO GRAZE PAID PERMITS	99	87,730	360,071	80	526	6,287	29,895	94,097	390,492
			460,070				624		
FREE USE		0	0	0	0	0	0	0	0
			0				0		
PRIVATE LANDS	18	464	2,481	75	473	0	0	539	2,954
			3,237				568		
CROSSING		0	0	0	0	0	0	0	0
			0				0		
TOTAL AUTHORIZED	99	87,730	360,071	80	526	6,287	29,895	94,097	390,492
			460,070				624		
TOTAL UN-AUTHORIZED	1	76	35	5	2	0	0	81	37
			46				2		
WILD HORSES									
WILD BURROS									

SOUTHWESTERN REGION – (REGION 3)



**US DEPARTMENT OF AGRICULTURE – FOREST SERVICE
ANNUAL GRAZING STATISTICAL REPORT
GRAZING SEASON 2003**



**NATIONAL FOREST SYSTEM – SOUTHWESTERN REGION
REGION 3**



	Number of Permittees	CATTLE		HORSES & BURROS		SHEEP & GOATS		TOTAL	
		NUMBER	HMS AUMS	NUMBER	HMS AUMS	NUMBER	HMS AUMS	NUMBER	HMS AUMS
PERMITTED TO GRAZE	1,379	231,672	1,921,639	1,024	9,138	79,953	163,654	312,649	2,094,431
			2,353,944		10,870		37,596		2,402,410
AUTHORIZED TO GRAZE PAID PERMITS	1,160	158,836	930,717	901	8,174	65,679	111,800	225,416	1,050,691
			1,172,293		9,741		26,533		1,208,567
FREE USE		0	0	0	0	0	0	0	0
			0		0		0		0
PRIVATE LANDS	61	1,237	10,891	70	1,023	1,115	2,480	2,422	14,394
			14,272		1,227		496		15,995
CROSSING		0	0	0	0	0	0	0	0
			0		0		0		0
TOTAL AUTHORIZED	1,160	158,836	930,717	901	8,174	65,679	111,800	225,416	1,050,691
			1,172,293		9,741		26,533		1,208,567
TOTAL UN-AUTHORIZED	8	169	475	0	0	0	0	169	475
			627		0		0		627
WILD HORSES	0	0	0	45	0	0	0	45	0
			0		0		0		0
WILD BURROS	0	0	0	34	408	0	0	34	408
			0		245		0		245

**US DEPARTMENT OF AGRICULTURE – FOREST SERVICE
ANNUAL GRAZING STATISTICAL REPORT
GRAZING SEASON 2003**



**NATIONAL FORESTS – SOUTHWESTERN REGION
REGION 3**



	Number of Permittees	CATTLE		HORSES & BURROS		SHEEP & GOATS		TOTAL	
		NUMBER	HMS AUMS	NUMBER	HMS AUMS	NUMBER	HMS AUMS	NUMBER	HMS AUMS
PERMITTED TO GRAZE	1,182	214,386	1,706,365	1,024	9,138	79,953	163,654	295,363	1,879,157
			2,108,350		10,870		37,596		2,156,816
AUTHORIZED TO GRAZE PAID PERMITS	1,021	148,067	858,469	901	8,174	65,679	111,800	214,647	978,443
			1,095,654		9,741		26,533		1,131,928
FREE USE		0	0	0	0	0	0	0	0
			0		0		0		0
PRIVATE LANDS	61	1,237	10,891	70	1,023	1,115	2,480	2,422	14,394
			14,272		1,227		496		15,995
CROSSING		0	0	0	0	0	0	0	0
			0		0		0		0
TOTAL AUTHORIZED	1,021	148,067	858,469	901	8,174	65,679	111,800	214,647	978,443
			1,095,654		9,741		26,533		1,131,928
TOTAL UN-AUTHORIZED	6	124	341	0	0	0	0	124	341
			450		0		0		450
WILD HORSES	0	0	0	45	0	0	0	45	0
			0		0		0		0
WILD BURROS	0	0	0	34	408	0	0	34	408
			0		245		0		245

**US DEPARTMENT OF AGRICULTURE – FOREST SERVICE
ANNUAL GRAZING STATISTICAL REPORT
GRAZING SEASON 2003**

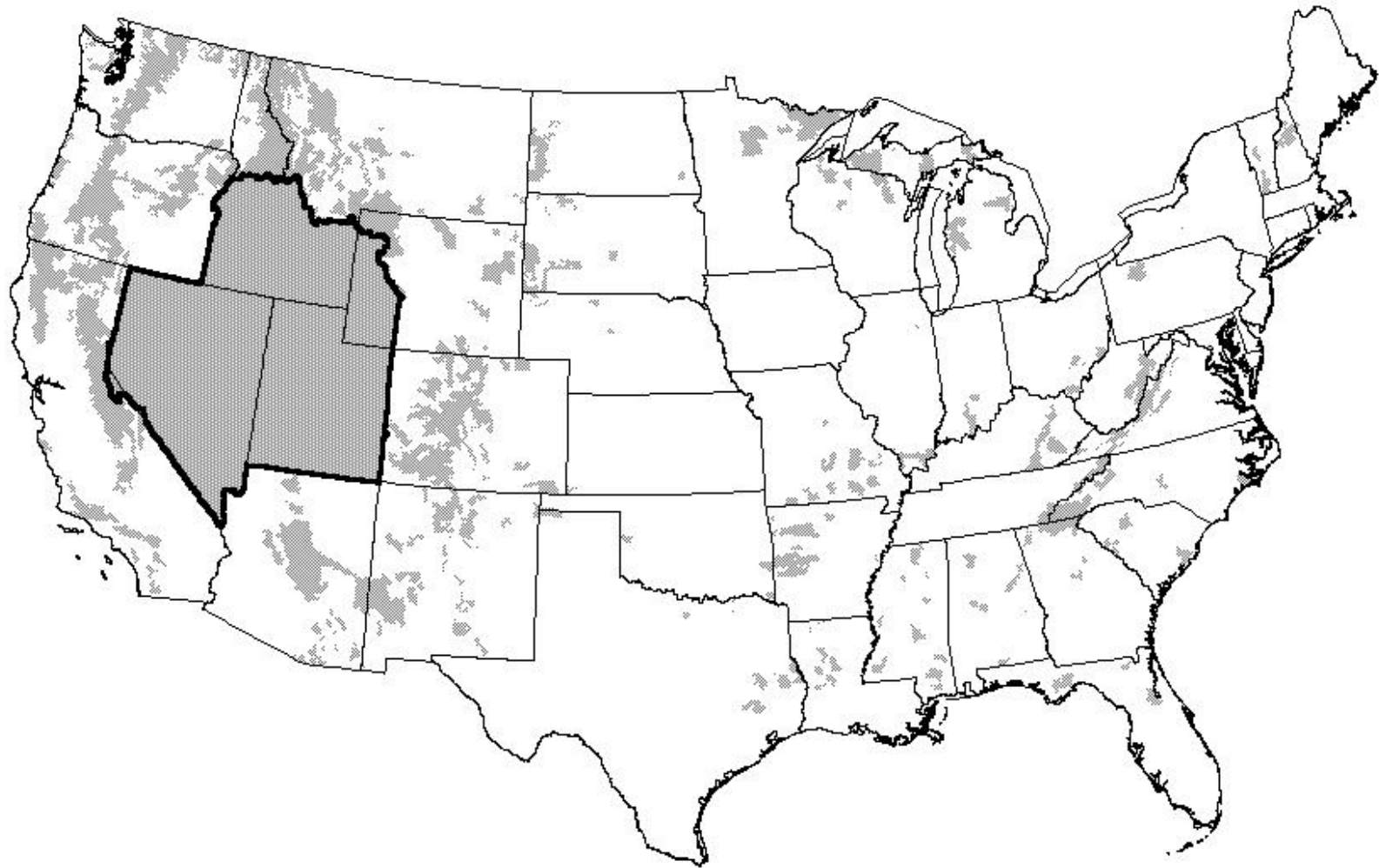


**NATIONAL GRASSLANDS – SOUTHWESTERN REGION
REGION 3**





	Number of Permittees	CATTLE		HORSES & BURROS		SHEEP & GOATS		TOTAL	
		NUMBER	HMS AUMS	NUMBER	HMS AUMS	NUMBER	HMS AUMS	NUMBER	HMS AUMS
PERMITTED TO GRAZE	197	17,286	215,274 245,594	0	0 0	0	0 0	17,286	215,274 245,594
AUTHORIZED TO GRAZE PAID PERMITS	139	10,769	72,248 76,639	0	0 0	0	0 0	10,769	72,248 76,639
FREE USE		0	0 0	0	0 0	0	0 0	0	0 0
PRIVATE LANDS		0	0 0	0	0 0	0	0 0	0	0 0
CROSSING		0	0 0	0	0 0	0	0 0	0	0 0
TOTAL AUTHORIZED	139	10,769	72,248 76,639	0	0 0	0	0 0	10,769	72,248 76,639
TOTAL UN-AUTHORIZED	2	45	134 177	0	0 0	0	0 0	45	134 177
WILD HORSES									
WILD BURROS									



INTER-MOUNTAIN REGION – (REGION 4)



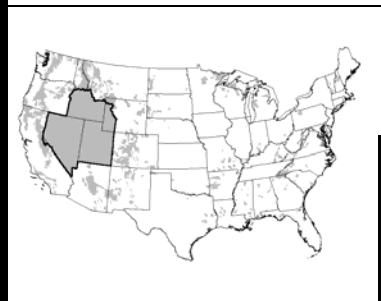
**US DEPARTMENT OF AGRICULTURE – FOREST SERVICE
ANNUAL GRAZING STATISTICAL REPORT
GRAZING SEASON 2003**

	NATIONAL FOREST SYSTEM – INTERMOUNTAIN REGION REGION 4									
	Number of Permittees	CATTLE		HORSES & BURROS		SHEEP & GOATS		TOTAL		
		NUMBER	HMS AUMS	NUMBER	HMS AUMS	NUMBER	HMS AUMS	NUMBER	HMS AUMS	
PERMITTED TO GRAZE	1,999	308,649	1,147,063	1,695	5,711	665,174	1,851,987	975,518	3,004,761	
			1,489,876							
AUTHORIZED TO GRAZE PAID PERMITS	1,637	250,590	824,939	1,361	4,689	465,969	1,213,102	717,920	2,042,730	
			1,064,928							
FREE USE	2	25	113	0	0	2,200	8,934	2,225	9,047	
			149							
PRIVATE LANDS	81	2,663	9,031	0	0	6,979	9,494	9,642	18,525	
			11,515							
CROSSING		0	0	0	0	0	0	0	0	
			0							
TOTAL AUTHORIZED	1,639	250,615	825,052	1,361	4,689	468,169	1,222,036	720,145	2,051,777	
			1,065,077							
TOTAL UN-AUTHORIZED	9	821	629	0	0	0	0	821	629	
			800							
WILD HORSES	0	0	0	1,266	15,311	0	0	1,266	15,311	
			0							
WILD BURROS	0	0	0	181	1,556	0	0	181	1,556	
			0							

**US DEPARTMENT OF AGRICULTURE – FOREST SERVICE
ANNUAL GRAZING STATISTICAL REPORT
GRAZING SEASON 2003**

	NATIONAL FORESTS – INTERMOUNTAIN REGION REGION 4								
	Number of Permittees	CATTLE		HORSES & BURROS		SHEEP & GOATS		TOTAL	
		NUMBER	HMS AUMS	NUMBER	HMS AUMS	NUMBER	HMS AUMS	NUMBER	HMS AUMS
PERMITTED TO GRAZE	1,997	304,450	1,125,562	1,695	5,711	665,174	1,851,987	971,319	2,983,260
			1,461,491				6,853		
AUTHORIZED TO GRAZE PAID PERMITS	1,635	246,512	804,349	1,361	4,689	465,969	1,213,102	713,842	2,022,140
			1,037,745				5,626		
FREE USE	2	25	113	0	0	2,200	8,934	2,225	9,047
			149				0		
PRIVATE LANDS	81	2,663	9,031	0	0	6,979	9,494	9,642	18,525
			11,515				0		
CROSSING		0	0	0	0	0	0	0	0
			0				0		
TOTAL AUTHORIZED	1,637	246,537	804,462	1,361	4,689	468,169	1,222,036	716,067	2,031,187
			1,037,894				5,626		
TOTAL UN-AUTHORIZED	9	821	629	0	0	0	0	821	629
			800				0		
WILD HORSES	0	0	0	1,266	15,311	0	0	1,266	15,311
			0				18,373		
WILD BURROS	0	0	0	181	1,556	0	0	181	1,556
			0				934		

**US DEPARTMENT OF AGRICULTURE – FOREST SERVICE
ANNUAL GRAZING STATISTICAL REPORT
GRAZING SEASON 2003**

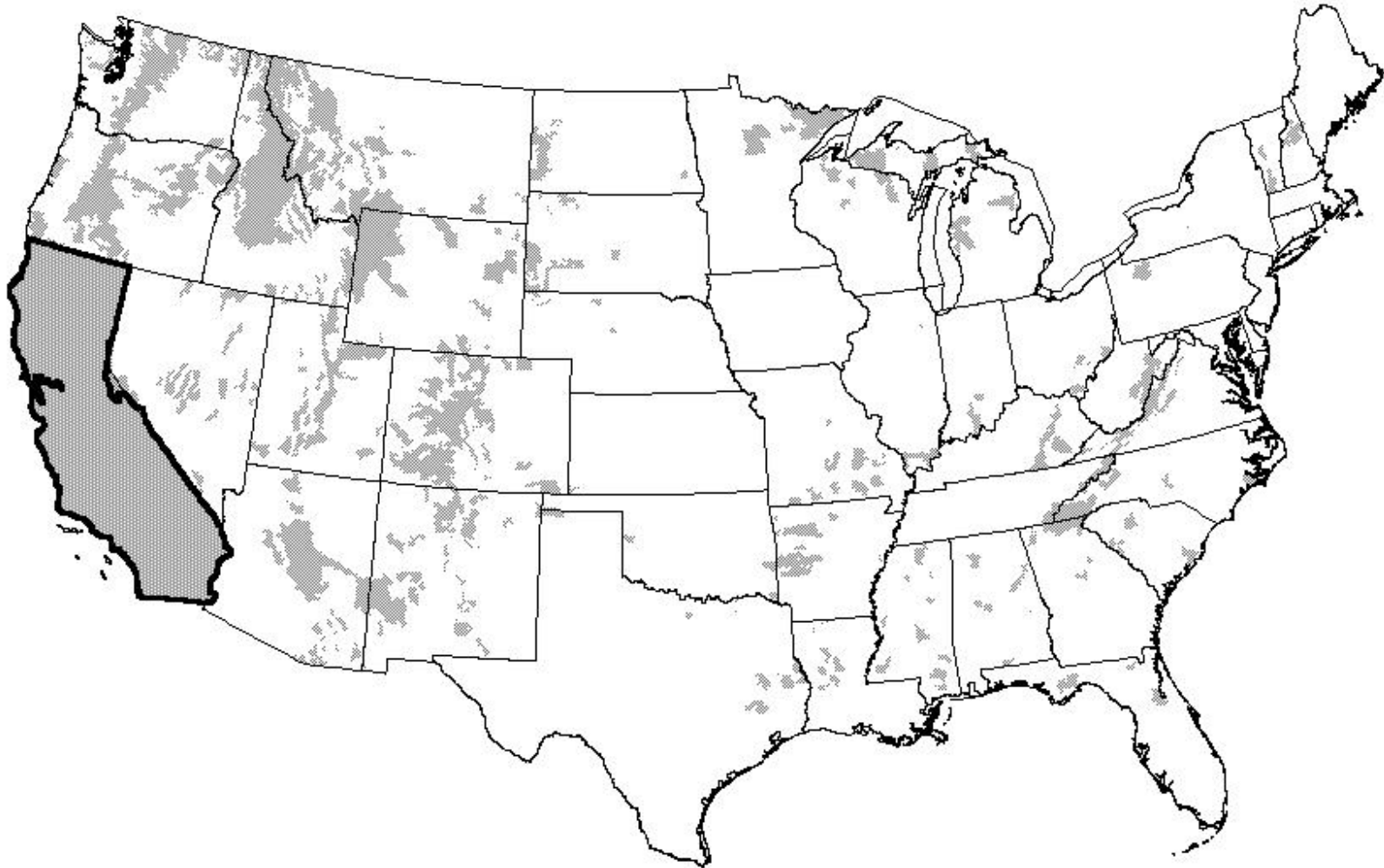


**NATIONAL GRASSLANDS – INTERMOUNTAIN REGION
REGION 4**



	Number of Permittees	CATTLE		HORSES & BURROS		SHEEP & GOATS		TOTAL	
		NUMBER	HMS AUMS	NUMBER	HMS AUMS	NUMBER	HMS AUMS	NUMBER	HMS AUMS
PERMITTED TO GRAZE	2	4,199	21,501	0	0	0	0	4,199	21,501
			28,385		0		0		28,385
AUTHORIZED TO GRAZE PAID PERMITS	2	4,078	20,590	0	0	0	0	4,078	20,590
			27,183		0		0		27,183
FREE USE		0	0	0	0	0	0	0	0
			0		0		0		0
PRIVATE LANDS		0	0	0	0	0	0	0	0
			0		0		0		0
CROSSING		0	0	0	0	0	0	0	0
			0		0		0		0
TOTAL AUTHORIZED	2	4,078	20,590	0	0	0	0	4,078	20,590
			27,183		0		0		27,183
TOTAL UN-AUTHORIZED									
WILD HORSES									
WILD BURROS									

PACIFIC SOUTHWEST REGION – (REGION 5)



**US DEPARTMENT OF AGRICULTURE – FOREST SERVICE
ANNUAL GRAZING STATISTICAL REPORT
GRAZING SEASON 2003**



**NATIONAL FOREST SYSTEM – PACIFIC SOUTHWEST REGION
REGION 5**



	Number of Permittees	CATTLE		HORSES & BURROS		SHEEP & GOATS		TOTAL	
		NUMBER	HMS AUMS	NUMBER	HMS AUMS	NUMBER	HMS AUMS	NUMBER	HMS AUMS
PERMITTED TO GRAZE	451	82,322	370,645	222	1,646	39,928	132,642	122,472	504,933
			476,468		1,974		33,973		512,415
AUTHORIZED TO GRAZE PAID PERMITS	221	39,206	179,699	107	1,283	7,610	18,927	46,923	199,909
			230,033		1,539		5,040		236,612
FREE USE		0	0	0	0	0	0	0	0
			0		0		0		0
PRIVATE LANDS	16	917	4,609	0	0	0	0	917	4,609
			6,122		0		0		6,122
CROSSING		0	0	0	0	0	0	0	0
			0		0		0		0
TOTAL AUTHORIZED	221	39,206	179,699	107	1,283	7,610	18,927	46,923	199,909
			230,033		1,539		5,040		236,612
TOTAL UN-AUTHORIZED	1	18	9	0	0	0	0	18	9
			12		0		0		12
WILD HORSES	0	0	0	4	0	0	0	4	0
			0		0		0		0
WILD BURROS									

**US DEPARTMENT OF AGRICULTURE – FOREST SERVICE
ANNUAL GRAZING STATISTICAL REPORT
GRAZING SEASON 2003**



**NATIONAL FORESTS – PACIFIC SOUTHWEST REGION
REGION 5**



	Number of Permittees	CATTLE		HORSES & BURROS		SHEEP & GOATS		TOTAL	
		NUMBER	HMS AUMS	NUMBER	HMS AUMS	NUMBER	HMS AUMS	NUMBER	HMS AUMS
PERMITTED TO GRAZE	451	82,322	370,645	222	1,646	39,928	132,642	122,472	504,933
			476,468		1,974		33,973		512,415
AUTHORIZED TO GRAZE PAID PERMITS	221	39,206	179,699	107	1,283	7,610	18,927	46,923	199,909
			230,033		1,539		5,040		236,612
FREE USE		0	0	0	0	0	0	0	0
			0		0		0		0
PRIVATE LANDS	16	917	4,609	0	0	0	0	917	4,609
			6,122		0		0		6,122
CROSSING		0	0	0	0	0	0	0	0
			0		0		0		0
TOTAL AUTHORIZED	221	39,206	179,699	107	1,283	7,610	18,927	46,923	199,909
			230,033		1,539		5,040		236,612
TOTAL UN-AUTHORIZED	1	18	9	0	0	0	0	18	9
			12		0		0		12
WILD HORSES	0	0	0	4	0	0	0	4	0
			0		0		0		0
WILD BURROS									

**US DEPARTMENT OF AGRICULTURE – FOREST SERVICE
ANNUAL GRAZING STATISTICAL REPORT
GRAZING SEASON 2003**

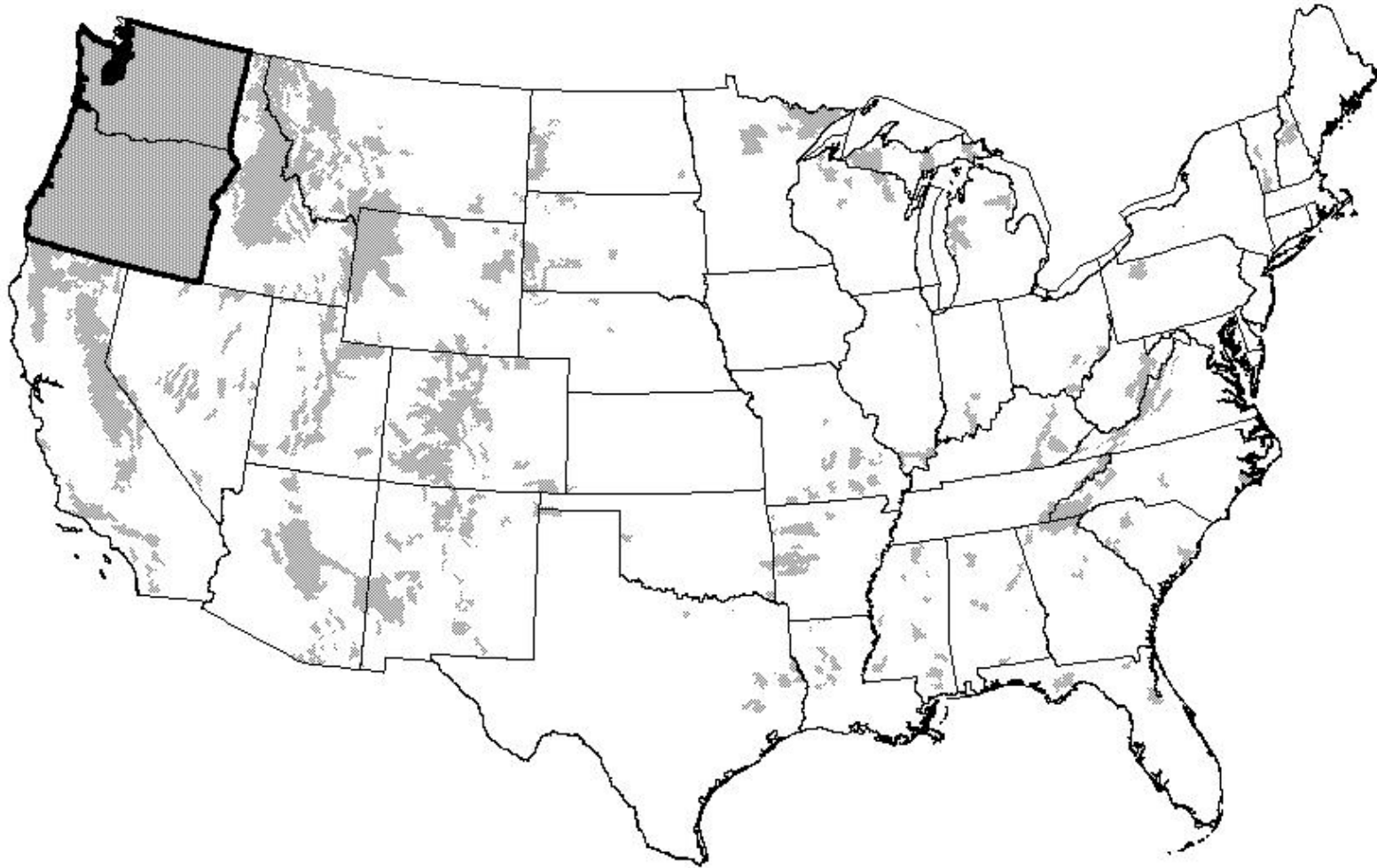


**NATIONAL GRASSLANDS – PACIFIC SOUTHWEST REGION
REGION 5**



	Number of Permittees	CATTLE		HORSES & BURROS		SHEEP & GOATS		TOTAL	
		NUMBER	HMS AUMS	NUMBER	HMS AUMS	NUMBER	HMS AUMS	NUMBER	HMS AUMS
PERMITTED TO GRAZE									
AUTHORIZED TO GRAZE PAID PERMITS									
FREE USE									
PRIVATE LANDS									
CROSSING									
TOTAL AUTHORIZED									
TOTAL UN-AUTHORIZED									
WILD HORSES									
WILD BURROS									

PACIFIC NORTHWEST REGION – (REGION 6)



**US DEPARTMENT OF AGRICULTURE – FOREST SERVICE
ANNUAL GRAZING STATISTICAL REPORT
GRAZING SEASON 2003**



**NATIONAL FOREST SYSTEM– PACIFIC NORTHWEST REGION
REGION 6**



	Number of Permittees	CATTLE		HORSES & BURROS		SHEEP & GOATS		TOTAL	
		NUMBER	HMS AUMS	NUMBER	HMS AUMS	NUMBER	HMS AUMS	NUMBER	HMS AUMS
PERMITTED TO GRAZE	523	115,191	442,959	303	1,093	32,834	115,372	148,328	559,424
			581,699		1,312		33,799		616,810
AUTHORIZED TO GRAZE PAID PERMITS	419	82,787	318,196	93	538	17,572	55,187	100,452	373,921
			416,435		647		16,548		433,630
FREE USE	3	190	762	115	342	60	61	365	1,165
			1,006		410		18		1,434
PRIVATE LANDS	48	3,888	10,936	0	0	225	331	4,113	11,267
			14,443		0		99		14,542
CROSSING	2	100	256	80	82	0	0	180	338
			338		98		0		436
TOTAL AUTHORIZED	424	83,077	319,214	288	962	17,632	55,248	100,997	375,424
			417,779		1,155		16,566		435,500
TOTAL UN-AUTHORIZED	3	72	44	0	0	0	0	72	44
			52		0		0		52
WILD HORSES	0	0	0	280	2,880	0	0	280	2,880
			0		3,456		0		3,456
WILD BURROS									

**US DEPARTMENT OF AGRICULTURE – FOREST SERVICE
ANNUAL GRAZING STATISTICAL REPORT
GRAZING SEASON 2003**



**NATIONAL FORESTS – PACIFIC NORTHWEST REGION
REGION 6**



	Number of Permittees	CATTLE		HORSES & BURROS		SHEEP & GOATS		TOTAL	
		NUMBER	HMS AUMS	NUMBER	HMS AUMS	NUMBER	HMS AUMS	NUMBER	HMS AUMS
PERMITTED TO GRAZE	501	110,584	421,131	275	895	32,734	115,273	143,593	537,299
			553,463		1,074		33,779		588,316
AUTHORIZED TO GRAZE PAID PERMITS	397	78,036	295,350	65	340	17,472	55,088	95,573	350,778
			387,486		409		16,528		404,423
FREE USE	3	190	762	115	342	60	61	365	1,165
			1,006		410		18		1,434
PRIVATE LANDS	48	3,888	10,936	0	0	225	331	4,113	11,267
			14,443		0		99		14,542
CROSSING	2	100	256	80	82	0	0	180	338
			338		98		0		436
TOTAL AUTHORIZED	402	78,326	296,368	260	764	17,532	55,149	96,118	352,281
			388,830		917		16,546		406,293
TOTAL UN-AUTHORIZED	3	72	44	0	0	0	0	72	44
			52		0		0		52
WILD HORSES	0	0	0	280	2,880	0	0	280	2,880
			0		3,456		0		3,456
WILD BURROS		0	0	0	0	0	0	0	0
			0		0		0		0

**US DEPARTMENT OF AGRICULTURE – FOREST SERVICE
ANNUAL GRAZING STATISTICAL REPORT
GRAZING SEASON 2003**

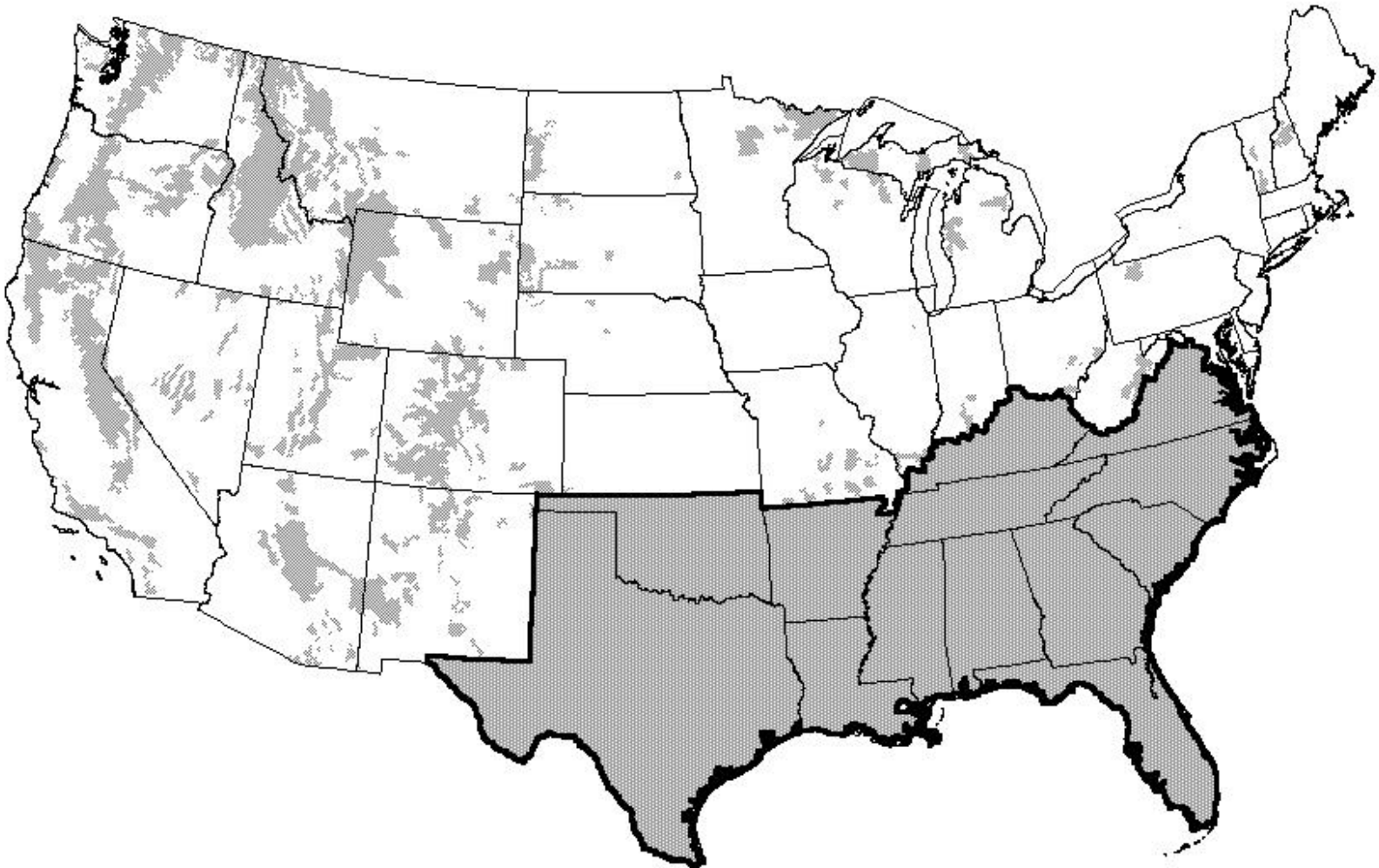


**NATIONAL GRASSLANDS – PACIFIC NORTHWEST REGION
REGION 6**



	Number of Permittees	CATTLE		HORSES & BURROS		SHEEP & GOATS		TOTAL	
		NUMBER	HMS AUMS	NUMBER	HMS AUMS	NUMBER	HMS AUMS	NUMBER	HMS AUMS
PERMITTED TO GRAZE	22	4,607	21,828	28	198	100	99	4,735	22,125
			28,236		238		20		28,494
AUTHORIZED TO GRAZE PAID PERMITS	22	4,751	22,846	28	198	100	99	4,879	23,143
			28,949		238		20		29,207
FREE USE		0	0	0	0	0	0	0	0
			0		0		0		0
PRIVATE LANDS		0	0	0	0	0	0	0	0
			0		0		0		0
CROSSING		0	0	0	0	0	0	0	0
			0		0		0		0
TOTAL AUTHORIZED	22	4,751	22,846	28	198	100	99	4,879	23,143
			28,949		238		20		29,207
TOTAL UN-AUTHORIZED									
WILD HORSES									
WILD BURROS									

SOUTHERN REGION – (REGION 8)



**US DEPARTMENT OF AGRICULTURE – FOREST SERVICE
ANNUAL GRAZING STATISTICAL REPORT
GRAZING SEASON 2003**



**NATIONAL FOREST SYSTEM – SOUTHERN REGION
REGION 8**



	Number of Permittees	CATTLE		HORSES & BURROS		SHEEP & GOATS		TOTAL	
		NUMBER	HMS AUMS	NUMBER	HMS AUMS	NUMBER	HMS AUMS	NUMBER	HMS AUMS
PERMITTED TO GRAZE	169	5,286	41,644	192	3,035	0	0	5,478	44,679
			53,380				2,352		
AUTHORIZED TO GRAZE PAID PERMITS	103	2,615	18,030	166	1,864	0	0	2,781	19,894
			23,424				1,595		
FREE USE		0	0	0	0	0	0	0	0
			0				0		
PRIVATE LANDS		0	0	0	0	0	0	0	0
			0				0		
CROSSING		0	0	0	0	0	0	0	0
			0				0		
TOTAL AUTHORIZED	103	2,615	18,030	166	1,864	0	0	2,781	19,894
			23,424				1,595		
TOTAL UN-AUTHORIZED	1	200	197	0	0	0	0	200	197
			261				0		
WILD HORSES									
WILD BURROS									

**US DEPARTMENT OF AGRICULTURE – FOREST SERVICE
ANNUAL GRAZING STATISTICAL REPORT
GRAZING SEASON 2003**



**NATIONAL FORESTS – SOUTHERN REGION
REGION 8**



	Number of Permittees	CATTLE		HORSES & BURROS		SHEEP & GOATS		TOTAL	
		NUMBER	HMS AUMS	NUMBER	HMS AUMS	NUMBER	HMS AUMS	NUMBER	HMS AUMS
PERMITTED TO GRAZE	146	4,582	34,213	192	3,035	0	0	4,774	37,248
			43,744		2,352		0		46,096
AUTHORIZED TO GRAZE PAID PERMITS	84	2,163	14,334	166	1,864	0	0	2,329	16,198
			18,545		1,595		0		20,140
FREE USE		0	0	0	0	0	0	0	0
			0		0		0		0
PRIVATE LANDS		0	0	0	0	0	0	0	0
			0		0		0		0
CROSSING		0	0	0	0	0	0	0	0
			0		0		0		0
TOTAL AUTHORIZED	84	2,163	14,334	166	1,864	0	0	2,329	16,198
			18,545		1,595		0		20,140
TOTAL UN-AUTHORIZED	1	200	197	0	0	0	0	200	197
			261		0		0		261
WILD HORSES									
WILD BURROS									

**US DEPARTMENT OF AGRICULTURE – FOREST SERVICE
ANNUAL GRAZING STATISTICAL REPORT
GRAZING SEASON 2003**

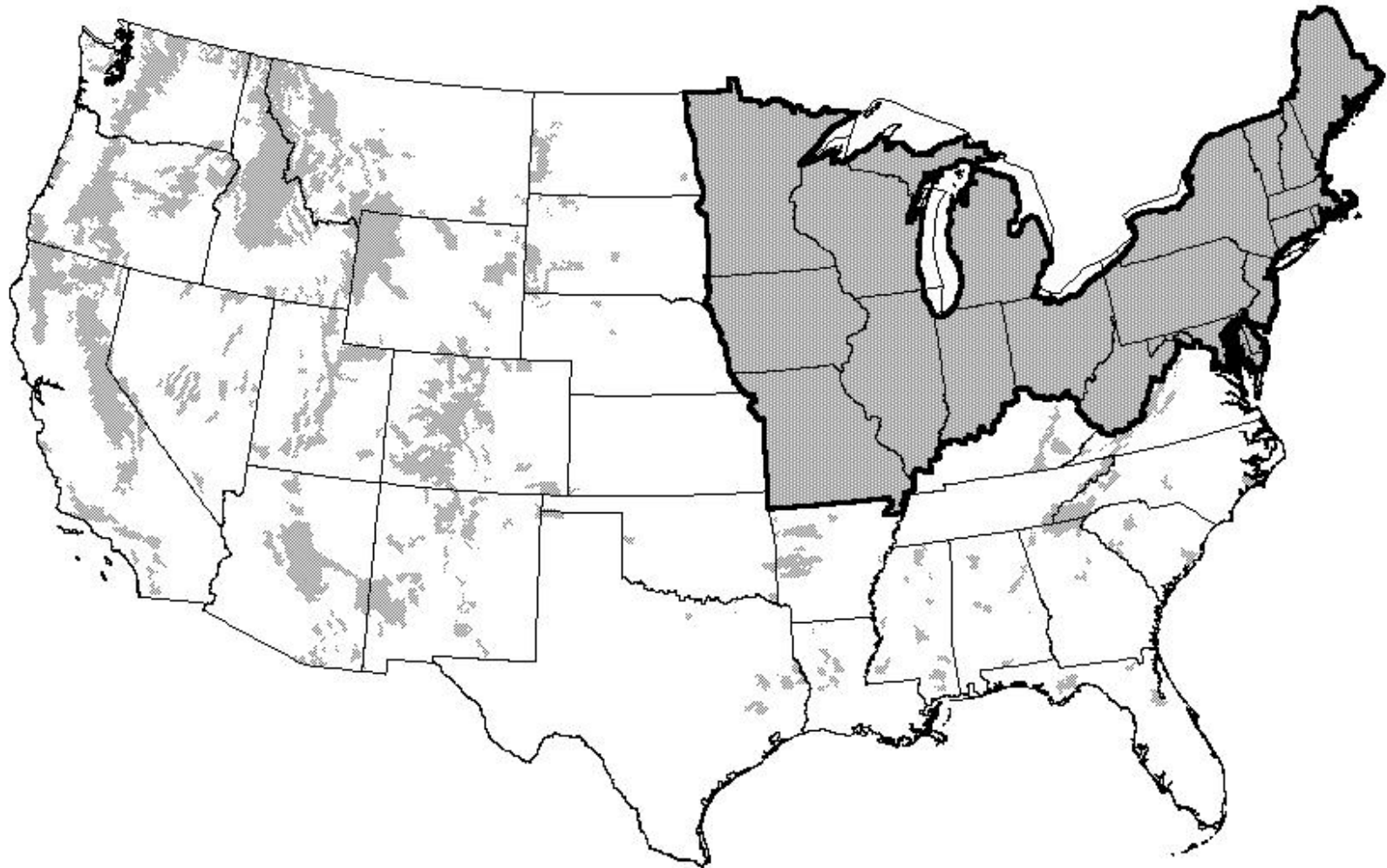


**NATIONAL GRASSLANDS – SOUTHERN REGION
REGION 8**



	Number of Permittees	CATTLE		HORSES & BURROS		SHEEP & GOATS		TOTAL	
		NUMBER	HMS AUMS	NUMBER	HMS AUMS	NUMBER	HMS AUMS	NUMBER	HMS AUMS
PERMITTED TO GRAZE	23	704	7,431	0	0	0	0	704	7,431
			9,636		0		0		9,636
AUTHORIZED TO GRAZE PAID PERMITS	19	452	3,696	0	0	0	0	452	3,696
			4,879		0		0		4,879
FREE USE		0	0	0	0	0	0	0	0
			0		0		0		0
PRIVATE LANDS		0	0	0	0	0	0	0	0
			0		0		0		0
CROSSING		0	0	0	0	0	0	0	0
			0		0		0		0
TOTAL AUTHORIZED	19	452	3,696	0	0	0	0	452	3,696
			4,879		0		0		4,879
TOTAL UN-AUTHORIZED									
WILD HORSES									
WILD BURROS									

EASTERN REGION – (REGION 9)



**US DEPARTMENT OF AGRICULTURE – FOREST SERVICE
ANNUAL GRAZING STATISTICAL REPORT
GRAZING SEASON 2003**



**NATIONAL FORESTS – EASTERN REGION
REGION 9**



	Number of Permittees	CATTLE		HORSES & BURROS		SHEEP & GOATS		TOTAL	
		NUMBER	HMS AUMS	NUMBER	HMS AUMS	NUMBER	HMS AUMS	NUMBER	HMS AUMS
PERMITTED TO GRAZE	37	1,905	10,338 12,631	2	13 16	0	0 0	1,907	10,351 12,647
AUTHORIZED TO GRAZE PAID PERMITS		0	0 0	0	0 0	0	0 0	0	0 0
FREE USE		0	0 0	0	0 0	0	0 0	0	0 0
PRIVATE LANDS		0	0 0	0	0 0	0	0 0	0	0 0
CROSSING	37	1,905	10,338 12,631	2	13 16	0	0 0	1,907	10,351 12,647
TOTAL AUTHORIZED									
TOTAL UN-AUTHORIZED									
WILD HORSES									
WILD BURROS									

**2003
GRAZING STATISTICAL SUMMARY
STATE SUMMARY**



**US DEPARTMENT OF AGRICULTURE – FOREST SERVICE
ANNUAL GRAZING STATISTICAL REPORT
GRAZING SEASON 2003**



NATIONAL FORESTS – ALABAMA



	Number of Permittees	CATTLE		HORSES & BURROS		SHEEP & GOATS		TOTAL	
		NUMBER	HMS AUMS	NUMBER	HMS AUMS	NUMBER	HMS AUMS	NUMBER	HMS AUMS
PERMITTED TO GRAZE	2	60	424	4	28	0	0	64	452
			560		34		0		594
AUTHORIZED TO GRAZE PAID PERMITS									
FREE USE									
PRIVATE LANDS									
CROSSING									
TOTAL AUTHORIZED									
TOTAL UN-AUTHORIZED									
WILD HORSES									
WILD BURROS									

**US DEPARTMENT OF AGRICULTURE – FOREST SERVICE
ANNUAL GRAZING STATISTICAL REPORT
GRAZING SEASON 2003**



NATIONAL FORESTS – ARIZONA



	Number of Permittees	CATTLE		HORSES & BURROS		SHEEP & GOATS		TOTAL	
		NUMBER	HMS AUMS	NUMBER	HMS AUMS	NUMBER	HMS AUMS	NUMBER	HMS AUMS
PERMITTED TO GRAZE	413	125,942	1,039,303	654	4,986	63,718	111,030	190,314	1,155,319
			1,272,381		5,887		23,034		1,301,302
AUTHORIZED TO GRAZE PAID PERMITS	347	74,404	420,478	695	5,904	49,219	69,815	124,318	496,197
			532,325		7,018		13,963		553,306
FREE USE		0	0	0	0	0	0	0	0
			0		0		0		0
PRIVATE LANDS	29	561	4,966	31	555	1,115	2,480	1,707	8,001
			6,504		666		496		7,666
CROSSING		0	0	0	0	0	0	0	0
			0		0		0		0
TOTAL AUTHORIZED	347	74,404	420,478	695	5,904	49,219	69,815	124,318	496,197
			532,325		7,018		13,963		553,306
TOTAL UN-AUTHORIZED	3	42	211	0	0	0	0	42	211
			278		0		0		278
WILD HORSES	0	0	0	0	0	0	0	0	0
			0		0		0		0
WILD BURROS	0	0	0	34	408	0	0	34	408
			0		245		0		245

**US DEPARTMENT OF AGRICULTURE – FOREST SERVICE
ANNUAL GRAZING STATISTICAL REPORT
GRAZING SEASON 2003**



NATIONAL FORESTS – ARKANSAS



Number of Permittees	CATTLE		HORSES & BURROS		SHEEP & GOATS		TOTAL		
	NUMBER	HMS AUMS	NUMBER	HMS AUMS	NUMBER	HMS AUMS	NUMBER	HMS AUMS	
PERMITTED TO GRAZE	56	1,662	10,281	4	24	0	0	1,666	10,305
			13,494		29		0		13,523
AUTHORIZED TO GRAZE PAID PERMITS	23	606	3,595	2	12	0	0	608	3,607
			4,746		14		0		4,760
FREE USE		0	0	0	0	0	0	0	0
			0		0		0		0
PRIVATE LANDS		0	0	0	0	0	0	0	0
			0		0		0		0
CROSSING		0	0	0	0	0	0	0	0
			0		0		0		0
TOTAL AUTHORIZED	23	606	3,595	2	12	0	0	608	3,607
			4,746		14		0		4,760
TOTAL UN-AUTHORIZED									
WILD HORSES									
WILD BURROS									

**US DEPARTMENT OF AGRICULTURE – FOREST SERVICE
ANNUAL GRAZING STATISTICAL REPORT
GRAZING SEASON 2003**



NATIONAL FOREST SYSTEM – CALIFORNIA



	Number of Permittees	CATTLE		HORSES & BURROS		SHEEP & GOATS		TOTAL	
		NUMBER	HMS AUMS	NUMBER	HMS AUMS	NUMBER	HMS AUMS	NUMBER	HMS AUMS
PERMITTED TO GRAZE	455	82,723	369,734	235	1,666	47,860	154,536	130,818	525,936
			475,299		1,998		40,064		517,361
AUTHORIZED TO GRAZE PAID PERMITS	235	41,246	185,527	117	1,306	20,243	42,756	61,606	229,589
			237,725		1,567		11,478		250,770
FREE USE		0	0	0	0	0	0	0	0
			0		0		0		0
PRIVATE LANDS	16	917	4,609	0	0	0	0	917	4,609
			6,122		0		0		6,122
CROSSING		0	0	0	0	0	0	0	0
			0		0		0		0
TOTAL AUTHORIZED	235	41,246	185,527	117	1,306	20,243	42,756	61,606	229,589
			237,725		1,567		11,478		250,770
TOTAL UN-AUTHORIZED	1	18	9	0	0	0	0	18	9
			12		0		0		12
WILD HORSES	0	0	0	2	0	0	0	2	0
			0		0		0		0
WILD BURROS									

**US DEPARTMENT OF AGRICULTURE – FOREST SERVICE
ANNUAL GRAZING STATISTICAL REPORT
GRAZING SEASON 2003**



NATIONAL FORESTS – CALIFORNIA



	Number of Permittees	CATTLE		HORSES & BURROS		SHEEP & GOATS		TOTAL	
		NUMBER	HMS AUMS	NUMBER	HMS AUMS	NUMBER	HMS AUMS	NUMBER	HMS AUMS
PERMITTED TO GRAZE	455	82,723	369,734	235	1,666	47,860	154,536	130,818	525,936
			475,299				1,998		
AUTHORIZED TO GRAZE PAID PERMITS	235	41,246	185,527	117	1,306	20,243	42,756	61,606	229,589
			237,725				1,567		
FREE USE		0	0	0	0	0	0	0	0
			0				0		
PRIVATE LANDS	16	917	4,609	0	0	0	0	917	4,609
			6,122				0		
CROSSING		0	0	0	0	0	0	0	0
			0				0		
TOTAL AUTHORIZED	235	41,246	185,527	117	1,306	20,243	42,756	61,606	229,589
			237,725				1,567		
TOTAL UN-AUTHORIZED	1	18	9	0	0	0	0	18	9
			12				0		
WILD HORSES	0	0	0	2	0	0	0	2	0
			0				0		
WILD BURROS									

**US DEPARTMENT OF AGRICULTURE – FOREST SERVICE
ANNUAL GRAZING STATISTICAL REPORT
GRAZING SEASON 2003**



NATIONAL GRASSLANDS – CALIFORNIA



Number of Permittees	CATTLE		HORSES & BURROS		SHEEP & GOATS		TOTAL	
	NUMBER	HMS AUMS	NUMBER	HMS AUMS	NUMBER	HMS AUMS	NUMBER	HMS AUMS
PERMITTED TO GRAZE								
AUTHORIZED TO GRAZE PAID PERMITS								
FREE USE								
PRIVATE LANDS								
CROSSING								
TOTAL AUTHORIZED								
TOTAL UN-AUTHORIZED								
WILD HORSES								
WILD BURROS								

**US DEPARTMENT OF AGRICULTURE – FOREST SERVICE
ANNUAL GRAZING STATISTICAL REPORT
GRAZING SEASON 2003**



NATIONAL FOREST SYSTEM – COLORADO



	Number of Permittees	CATTLE		HORSES & BURROS		SHEEP & GOATS		TOTAL	
		NUMBER	HMS AUMS	NUMBER	HMS AUMS	NUMBER	HMS AUMS	NUMBER	HMS AUMS
PERMITTED TO GRAZE	744	144,030	600,783	690	2,479	147,173	338,109	291,893	941,371
			762,895		2,975		100,036		865,906
AUTHORIZED TO GRAZE PAID PERMITS	655	104,598	359,918	566	1,883	102,807	234,540	207,971	596,341
			456,758		2,259		68,997		528,014
FREE USE	1	0	0	3	20	0	0	3	20
			0		24		0		24
PRIVATE LANDS	15	486	1,385	0	0	135	232	621	1,617
			1,564		0		70		1,634
CROSSING	1	0	0	0	0	1,350	276	1,350	276
			0		0		83		83
TOTAL AUTHORIZED	657	104,598	359,918	569	1,903	104,157	234,816	209,324	596,637
			456,758		2,283		69,080		528,121
TOTAL UN-AUTHORIZED	2	125	53	0	0	0	0	125	53
			40		0		0		40
WILD HORSES									
WILD BURROS									

**US DEPARTMENT OF AGRICULTURE – FOREST SERVICE
ANNUAL GRAZING STATISTICAL REPORT
GRAZING SEASON 2003**



NATIONAL FORESTS – COLORADO



	Number of Permittees	CATTLE		HORSES & BURROS		SHEEP & GOATS		TOTAL	
		NUMBER	HMS AUMS	NUMBER	HMS AUMS	NUMBER	HMS AUMS	NUMBER	HMS AUMS
PERMITTED TO GRAZE	730	143,944	518,301	690	2,479	147,173	338,109	291,807	858,889
			653,793		2,975		100,036		756,804
AUTHORIZED TO GRAZE PAID PERMITS	642	100,580	319,933	566	1,883	102,807	234,540	203,953	556,356
			403,748		2,259		68,997		475,004
FREE USE	1	0	0	3	20	0	0	3	20
			0		24		0		24
PRIVATE LANDS	15	486	1,385	0	0	135	232	621	1,617
			1,564		0		70		1,634
CROSSING	1	0	0	0	0	1,350	276	1,350	276
			0		0		83		83
TOTAL AUTHORIZED	644	100,580	319,933	569	1,903	104,157	234,816	205,306	556,652
			403,748		2,283		69,080		475,111
TOTAL UN-AUTHORIZED	2	125	53	0	0	0	0	125	53
			40		0		0		40
WILD HORSES									
WILD BURROS									

**US DEPARTMENT OF AGRICULTURE – FOREST SERVICE
ANNUAL GRAZING STATISTICAL REPORT
GRAZING SEASON 2003**



NATIONAL GRASSLANDS – COLORADO



	Number of Permittees	CATTLE		HORSES & BURROS		SHEEP & GOATS		TOTAL	
		NUMBER	HMS AUMS	NUMBER	HMS AUMS	NUMBER	HMS AUMS	NUMBER	HMS AUMS
PERMITTED TO GRAZE	14	86	82,482 109,102	0	0 0	0	0 0	86	82,482 109,102
AUTHORIZED TO GRAZE PAID PERMITS	13	4,018	39,985 53,010	0	0 0	0	0 0	4,018	39,985 53,010
FREE USE		0	0 0	0	0 0	0	0 0	0	0 0
PRIVATE LANDS		0	0 0	0	0 0	0	0 0	0	0 0
CROSSING		0	0 0	0	0 0	0	0 0	0	0 0
TOTAL AUTHORIZED	13	4,018	39,985 53,010	0	0 0	0	0 0	4,018	39,985 53,010
TOTAL UN-AUTHORIZED									
WILD HORSES									
WILD BURROS									

**US DEPARTMENT OF AGRICULTURE – FOREST SERVICE
ANNUAL GRAZING STATISTICAL REPORT
GRAZING SEASON 2003**



NATIONAL FORESTS – FLORIDA



	Number of Permittees	CATTLE		HORSES & BURROS		SHEEP & GOATS		TOTAL	
		NUMBER	HMS AUMS	NUMBER	HMS AUMS	NUMBER	HMS AUMS	NUMBER	HMS AUMS
PERMITTED TO GRAZE	1	50	600	0	0	0	0	50	600
			792		0		0		792
AUTHORIZED TO GRAZE PAID PERMITS									
FREE USE									
PRIVATE LANDS									
CROSSING									
TOTAL AUTHORIZED									
TOTAL UN-AUTHORIZED									
WILD HORSES									
WILD BURROS									

**US DEPARTMENT OF AGRICULTURE – FOREST SERVICE
ANNUAL GRAZING STATISTICAL REPORT
GRAZING SEASON 2003**



NATIONAL FORESTS – GEORGIA



	Number of Permittees	CATTLE		HORSES & BURROS		SHEEP & GOATS		TOTAL	
		NUMBER	HMS AUMS	NUMBER	HMS AUMS	NUMBER	HMS AUMS	NUMBER	HMS AUMS
PERMITTED TO GRAZE	13	369	3,809	8	1	0	0	377	3,810
			5,028		1		0		5,029
AUTHORIZED TO GRAZE PAID PERMITS									
FREE USE									
PRIVATE LANDS									
CROSSING									
TOTAL AUTHORIZED									
TOTAL UN-AUTHORIZED									
WILD HORSES									
WILD BURROS									

**US DEPARTMENT OF AGRICULTURE – FOREST SERVICE
ANNUAL GRAZING STATISTICAL REPORT
GRAZING SEASON 2003**



NATIONAL FOREST SYSTEM – IDAHO



	Number of Permittees	CATTLE		HORSES & BURROS		SHEEP & GOATS		TOTAL	
		NUMBER	HMS AUMS	NUMBER	HMS AUMS	NUMBER	HMS AUMS	NUMBER	HMS AUMS
PERMITTED TO GRAZE	742	118,031	453,053	1,156	2,255	217,754	692,823	336,941	1,148,131
			593,465				2,707		
AUTHORIZED TO GRAZE PAID PERMITS	681	104,345	364,831	473	1,733	173,152	550,264	277,970	916,828
			476,683				2,080		
FREE USE	1	0	0	0	0	2,200	8,934	2,200	8,934
			0				0		
PRIVATE LANDS	47	1,370	6,307	0	0	2,592	2,582	3,962	8,889
			8,325				0		
CROSSING		0	0	0	0	0	0	0	0
			0				0		
TOTAL AUTHORIZED	682	104,345	364,831	473	1,733	175,352	559,198	280,170	925,762
			476,683				2,080		
TOTAL UN-AUTHORIZED	1	98	14	0	0	0	0	98	14
			34				0		
WILD HORSES									
WILD BURROS									

**US DEPARTMENT OF AGRICULTURE – FOREST SERVICE
ANNUAL GRAZING STATISTICAL REPORT
GRAZING SEASON 2003**



NATIONAL FORESTS – IDAHO



	Number of Permittees	CATTLE		HORSES & BURROS		SHEEP & GOATS		TOTAL	
		NUMBER	HMS AUMS	NUMBER	HMS AUMS	NUMBER	HMS AUMS	NUMBER	HMS AUMS
PERMITTED TO GRAZE	740	113,832	431,552	1,156	2,255	217,754	692,823	332,742	1,126,630
			565,080		2,707		204,401		772,188
AUTHORIZED TO GRAZE PAID PERMITS	679	100,267	344,241	473	1,733	173,152	550,264	273,892	896,238
			449,500		2,080		158,863		610,443
FREE USE	1	0	0	0	0	2,200	8,934	2,200	8,934
			0		0		2,345		2,345
PRIVATE LANDS	47	1,370	6,307	0	0	2,592	2,582	3,962	8,889
			8,325		0		714		9,039
CROSSING	680	100,267	344,241	473	1,733	175,352	559,198	276,092	905,172
			449,500		2,080		161,208		612,788
TOTAL AUTHORIZED	1	98	14	0	0	0	0	98	14
			34		0		0		34
TOTAL UN-AUTHORIZED									
WILD HORSES									
WILD BURROS									

**US DEPARTMENT OF AGRICULTURE – FOREST SERVICE
ANNUAL GRAZING STATISTICAL REPORT
GRAZING SEASON 2003**



NATIONAL GRASSLANDS – IDAHO



	Number of Permittees	CATTLE		HORSES & BURROS		SHEEP & GOATS		TOTAL	
		NUMBER	HMS AUMS	NUMBER	HMS AUMS	NUMBER	HMS AUMS	NUMBER	HMS AUMS
PERMITTED TO GRAZE	2	4,199	21,501	0	0	0	0	4,199	21,501
			28,385		0		0		28,385
AUTHORIZED TO GRAZE PAID PERMITS	2	4,078	20,590	0	0	0	0	4,078	20,590
			27,183		0		0		27,183
FREE USE		0	0	0	0	0	0	0	0
			0		0		0		0
PRIVATE LANDS		0	0	0	0	0	0	0	0
			0		0		0		0
CROSSING		0	0	0	0	0	0	0	0
			0		0		0		0
TOTAL AUTHORIZED	2	4,078	20,590	0	0	0	0	4,078	20,590
			27,183		0		0		27,183
TOTAL UN-AUTHORIZED									
WILD HORSES									
WILD BURROS									

**US DEPARTMENT OF AGRICULTURE – FOREST SERVICE
ANNUAL GRAZING STATISTICAL REPORT
GRAZING SEASON 2003**



NATIONAL FORESTS – ILLINOIS



	Number of Permittees	CATTLE		HORSES & BURROS		SHEEP & GOATS		TOTAL	
		NUMBER	HMS AUMS	NUMBER	HMS AUMS	NUMBER	HMS AUMS	NUMBER	HMS AUMS
PERMITTED TO GRAZE									
AUTHORIZED TO GRAZE PAID PERMITS									
FREE USE									
PRIVATE LANDS									
CROSSING									
TOTAL AUTHORIZED									
TOTAL UN-AUTHORIZED									
WILD HORSES									
WILD BURROS									

**US DEPARTMENT OF AGRICULTURE – FOREST SERVICE
ANNUAL GRAZING STATISTICAL REPORT
GRAZING SEASON 2003**



NATIONAL FORESTS – INDIANA



	Number of Permittees	CATTLE		HORSES & BURROS		SHEEP & GOATS		TOTAL	
		NUMBER	HMS AUMS	NUMBER	HMS AUMS	NUMBER	HMS AUMS	NUMBER	HMS AUMS
PERMITTED TO GRAZE									
AUTHORIZED TO GRAZE PAID PERMITS									
FREE USE									
PRIVATE LANDS									
CROSSING									
TOTAL AUTHORIZED									
TOTAL UN-AUTHORIZED									
WILD HORSES									
WILD BURROS									

**US DEPARTMENT OF AGRICULTURE – FOREST SERVICE
ANNUAL GRAZING STATISTICAL REPORT
GRAZING SEASON 2003**



NATIONAL GRASSLANDS – KANSAS



	Number of Permittees	CATTLE		HORSES & BURROS		SHEEP & GOATS		TOTAL	
		NUMBER	HMS AUMS	NUMBER	HMS AUMS	NUMBER	HMS AUMS	NUMBER	HMS AUMS
PERMITTED TO GRAZE	1	5,216	37,255 44,191	0	0 0	0	0 0	5,216	37,255 44,191
AUTHORIZED TO GRAZE PAID PERMITS	1	3,740	21,495 25,587	0	0 0	0	0 0	3,740	21,495 25,587
FREE USE		0	0 0	0	0 0	0	0 0	0	0 0
PRIVATE LANDS		0	0 0	0	0 0	0	0 0	0	0 0
CROSSING		0	0 0	0	0 0	0	0 0	0	0 0
TOTAL AUTHORIZED	1	3,740	21,495 25,587	0	0 0	0	0 0	3,740	21,495 25,587
TOTAL UN-AUTHORIZED									
WILD HORSES									
WILD BURROS									

**US DEPARTMENT OF AGRICULTURE – FOREST SERVICE
ANNUAL GRAZING STATISTICAL REPORT
GRAZING SEASON 2003**



NATIONAL FORESTS – LOUISIANA



	Number of Permittees	CATTLE		HORSES & BURROS		SHEEP & GOATS		TOTAL	
		NUMBER	HMS AUMS	NUMBER	HMS AUMS	NUMBER	HMS AUMS	NUMBER	HMS AUMS
PERMITTED TO GRAZE	5	312	2,903 3,665	0	0 0	0	0 0	312	2,903 3,665
AUTHORIZED TO GRAZE PAID PERMITS									
FREE USE									
PRIVATE LANDS									
CROSSING									
TOTAL AUTHORIZED									
TOTAL UN-AUTHORIZED									
WILD HORSES									
WILD BURROS									

**US DEPARTMENT OF AGRICULTURE – FOREST SERVICE
ANNUAL GRAZING STATISTICAL REPORT
GRAZING SEASON 2003**



NATIONAL FORESTS – MICHIGAN



	Number of Permittees	CATTLE		HORSES & BURROS		SHEEP & GOATS		TOTAL	
		NUMBER	HMS AUMS	NUMBER	HMS AUMS	NUMBER	HMS AUMS	NUMBER	HMS AUMS
PERMITTED TO GRAZE	4	282	1,018	0	0	0	0	282	1,018
			1,022		0		0		1,022
AUTHORIZED TO GRAZE PAID PERMITS	1	1	7	0	0	0	0	1	7
			9		0		0		9
FREE USE									
PRIVATE LANDS									
CROSSING									
TOTAL AUTHORIZED	1	1	7	0	0	0	0	1	7
			9		0		0		9
TOTAL UN-AUTHORIZED									
WILD HORSES									
WILD BURROS									

**US DEPARTMENT OF AGRICULTURE – FOREST SERVICE
ANNUAL GRAZING STATISTICAL REPORT
GRAZING SEASON 2003**



NATIONAL FORESTS – MINNESOTA



	Number of Permittees	CATTLE		HORSES & BURROS		SHEEP & GOATS		TOTAL	
		NUMBER	HMS AUMS	NUMBER	HMS AUMS	NUMBER	HMS AUMS	NUMBER	HMS AUMS
PERMITTED TO GRAZE	2	102	164	0	0	0	0	102	164
			216		0		0		216
AUTHORIZED TO GRAZE PAID PERMITS									
FREE USE									
PRIVATE LANDS									
CROSSING									
TOTAL AUTHORIZED									
TOTAL UN-AUTHORIZED									
WILD HORSES									
WILD BURROS									

**US DEPARTMENT OF AGRICULTURE – FOREST SERVICE
ANNUAL GRAZING STATISTICAL REPORT
GRAZING SEASON 2003**



NATIONAL FORESTS – MISSISSIPPI



	Number of Permittees	CATTLE		HORSES & BURROS		SHEEP & GOATS		TOTAL	
		NUMBER	HMS AUMS	NUMBER	HMS AUMS	NUMBER	HMS AUMS	NUMBER	HMS AUMS
PERMITTED TO GRAZE	3	79	556	0	0	0	0	79	556
			556		0		0		556
AUTHORIZED TO GRAZE PAID PERMITS	2	5	35	0	0	0	0	5	35
			35		0		0		35
FREE USE									
PRIVATE LANDS									
CROSSING									
TOTAL AUTHORIZED	2	5	35	0	0	0	0	5	35
			35		0		0		35
TOTAL UN-AUTHORIZED									
WILD HORSES									
WILD BURROS									

**US DEPARTMENT OF AGRICULTURE – FOREST SERVICE
ANNUAL GRAZING STATISTICAL REPORT
GRAZING SEASON 2003**



NATIONAL FORESTS – MISSOURI



	Number of Permittees	CATTLE		HORSES & BURROS		SHEEP & GOATS		TOTAL	
		NUMBER	HMS AUMS	NUMBER	HMS AUMS	NUMBER	HMS AUMS	NUMBER	HMS AUMS
PERMITTED TO GRAZE	34	1,543	6,964 8,933			0	0 0	1,545	7,013 8,992
AUTHORIZED TO GRAZE PAID PERMITS	22	1,015	4,302 5,419			0	0 0	1,017	4,315 5,435
FREE USE		0	0 0			0	0 0	0	0 0
PRIVATE LANDS		0	0 0			0	0 0	0	0 0
CROSSING		0	0 0			0	0 0	0	0 0
TOTAL AUTHORIZED	22	1,015	4,302 5,419			0	0 0	1,017	4,315 5,435
TOTAL UN-AUTHORIZED									
WILD HORSES									
WILD BURROS									

**US DEPARTMENT OF AGRICULTURE – FOREST SERVICE
ANNUAL GRAZING STATISTICAL REPORT
GRAZING SEASON 2003**



NATIONAL FORESTS – MONTANA



	Number of Permittees	CATTLE		HORSES & BURROS		SHEEP & GOATS		TOTAL	
		NUMBER	HMS AUMS	NUMBER	HMS AUMS	NUMBER	HMS AUMS	NUMBER	HMS AUMS
PERMITTED TO GRAZE	842	116,781	445,668	1,412	6,470	25,550	45,739	143,743	497,877
			568,069		7,764		13,603		589,436
AUTHORIZED TO GRAZE PAID PERMITS	783	103,979	342,591	1,076	3,782	21,350	38,281	126,405	384,654
			433,856		4,538		11,366		449,760
FREE USE	2	0	0	0	513	0	0	0	513
			0		616		0		616
PRIVATE LANDS	119	6,348	20,679	6	36	0	0	6,354	20,715
			26,468		43		0		26,511
CROSSING	785	103,979	342,591	1,076	4,295	21,350	38,281	126,405	385,167
			433,856		5,154		11,366		450,376
TOTAL AUTHORIZED	4	847	375	0	0	0	0	847	375
			398		0		0		398
TOTAL UN-AUTHORIZED									
WILD HORSES									
WILD BURROS									

**US DEPARTMENT OF AGRICULTURE – FOREST SERVICE
ANNUAL GRAZING STATISTICAL REPORT
GRAZING SEASON 2003**



NATIONAL FOREST SYSTEM – NEBRASKA



	Number of Permittees	CATTLE		HORSES & BURROS		SHEEP & GOATS		TOTAL	
		NUMBER	HMS AUMS	NUMBER	HMS AUMS	NUMBER	HMS AUMS	NUMBER	HMS AUMS
PERMITTED TO GRAZE	78	21,554	90,432 116,477	4	8 10	0	0 0	21,558	90,440 116,487
AUTHORIZED TO GRAZE PAID PERMITS	75	18,569	70,208 89,510	4	8 10	0	0 0	18,573	70,216 89,520
FREE USE		0	0 0	0	0 0	0	0 0	0	0 0
PRIVATE LANDS		0	0 0	0	0 0	0	0 0	0	0 0
CROSSING		0	0 0	0	0 0	0	0 0	0	0 0
TOTAL AUTHORIZED	75	18,569	70,208 89,510	4	8 10	0	0 0	18,573	70,216 89,520
TOTAL UN-AUTHORIZED									
WILD HORSES									
WILD BURROS									

**US DEPARTMENT OF AGRICULTURE – FOREST SERVICE
ANNUAL GRAZING STATISTICAL REPORT
GRAZING SEASON 2003**



NATIONAL FORESTS – NEBRASKA



	Number of Permittees	CATTLE		HORSES & BURROS		SHEEP & GOATS		TOTAL	
		NUMBER	HMS AUMS	NUMBER	HMS AUMS	NUMBER	HMS AUMS	NUMBER	HMS AUMS
PERMITTED TO GRAZE	76	15,397	68,751 88,362	4	8 10	0	0 0	15,401	68,759 88,372
AUTHORIZED TO GRAZE PAID PERMITS	73	13,397	51,267 65,139	4	8 10	0	0 0	13,401	51,275 65,149
FREE USE		0	0 0	0	0 0	0	0 0	0	0 0
PRIVATE LANDS		0	0 0	0	0 0	0	0 0	0	0 0
CROSSING		0	0 0	0	0 0	0	0 0	0	0 0
TOTAL AUTHORIZED	73	13,397	51,267 65,139	4	8 10	0	0 0	13,401	51,275 65,149
TOTAL UN-AUTHORIZED									
WILD HORSES									
WILD BURROS									

**US DEPARTMENT OF AGRICULTURE – FOREST SERVICE
ANNUAL GRAZING STATISTICAL REPORT
GRAZING SEASON 2003**



NATIONAL GRASSLANDS – NEBRASKA



	Number of Permittees	CATTLE		HORSES & BURROS		SHEEP & GOATS		TOTAL	
		NUMBER	HMS AUMS	NUMBER	HMS AUMS	NUMBER	HMS AUMS	NUMBER	HMS AUMS
PERMITTED TO GRAZE	2	6,157	21,681 28,115	0	0 0	0	0 0	6,157	21,681 28,115
AUTHORIZED TO GRAZE PAID PERMITS	2	5,172	18,941 24,371	0	0 0	0	0 0	5,172	18,941 24,371
FREE USE		0	0 0	0	0 0	0	0 0	0	0 0
PRIVATE LANDS		0	0 0	0	0 0	0	0 0	0	0 0
CROSSING		0	0 0	0	0 0	0	0 0	0	0 0
TOTAL AUTHORIZED	2	5,172	18,941 24,371	0	0 0	0	0 0	5,172	18,941 24,371
TOTAL UN-AUTHORIZED									
WILD HORSES									
WILD BURROS									

**US DEPARTMENT OF AGRICULTURE – FOREST SERVICE
ANNUAL GRAZING STATISTICAL REPORT
GRAZING SEASON 2003**



NATIONAL FORESTS – NEVADA



	Number of Permittees	CATTLE		HORSES & BURROS		SHEEP & GOATS		TOTAL	
		NUMBER	HMS AUMS	NUMBER	HMS AUMS	NUMBER	HMS AUMS	NUMBER	HMS AUMS
PERMITTED TO GRAZE	146	51,415	194,769	98	367	69,892	212,049	121,405	407,185
			253,002		440		58,423		311,865
AUTHORIZED TO GRAZE PAID PERMITS	129	50,253	141,769	67	263	87,589	161,815	137,909	303,847
			182,906		316		43,591		226,813
FREE USE		0	0	0	0	0	0	0	0
			0		0		0		0
PRIVATE LANDS	4	644	1,538	0	0	285	956	929	2,494
			1,624		0		287		1,911
CROSSING		0	0	0	0	0	0	0	0
			0		0		0		0
TOTAL AUTHORIZED	129	50,253	141,769	67	263	87,589	161,815	137,909	303,847
			182,906		316		43,591		226,813
TOTAL UN-AUTHORIZED	4	491	333	0	0	0	0	491	333
			439		0		0		439
WILD HORSES	0	0	0	1,206	14,591	0	0	1,206	14,591
			0		17,509		0		17,509
WILD BURROS	0	0	0	181	1,556	0	0	181	1,556
			0		934		0		934

**US DEPARTMENT OF AGRICULTURE – FOREST SERVICE
ANNUAL GRAZING STATISTICAL REPORT
GRAZING SEASON 2003**



NATIONAL FOREST SYSTEM – NEW MEXICO



	Number of Permittees	CATTLE		HORSES & BURROS		SHEEP & GOATS		TOTAL	
		NUMBER	HMS AUMS	NUMBER	HMS AUMS	NUMBER	HMS AUMS	NUMBER	HMS AUMS
PERMITTED TO GRAZE	633	77,355	719,165	330	3,437	1,395	16,219	79,080	738,821
			886,234				4,125		
AUTHORIZED TO GRAZE PAID PERMITS	608	58,573	435,966	290	3,044	65	256	58,928	439,266
			545,479				3,653		
FREE USE		0	0	0	0	0	0	0	0
			0				0		
PRIVATE LANDS	31	620	5,470	39	468	0	0	659	5,938
			7,167				561		
CROSSING		0	0	0	0	0	0	0	0
			0				0		
TOTAL AUTHORIZED	608	58,573	435,966	290	3,044	65	256	58,928	439,266
			545,479				3,653		
TOTAL UN-AUTHORIZED	4	116	260	0	0	0	0	116	260
			344				0		
WILD HORSES	0	0	0	45	0	0	0	45	0
			0				0		
WILD BURROS	0	0	0	0	0	0	0	0	0
			0				0		

**US DEPARTMENT OF AGRICULTURE – FOREST SERVICE
ANNUAL GRAZING STATISTICAL REPORT
GRAZING SEASON 2003**



NATIONAL FORESTS – NEW MEXICO



	Number of Permittees	CATTLE		HORSES & BURROS		SHEEP & GOATS		TOTAL	
		NUMBER	HMS AUMS	NUMBER	HMS AUMS	NUMBER	HMS AUMS	NUMBER	HMS AUMS
PERMITTED TO GRAZE	572	71,060	578,650	330	3,437	1,395	16,219	72,785	598,306
			720,824		4,125		3,640		728,589
AUTHORIZED TO GRAZE PAID PERMITS	554	53,545	384,434	290	3,044	65	256	53,900	387,734
			489,542		3,653		51		493,246
FREE USE		0	0	0	0	0	0	0	0
			0		0		0		0
PRIVATE LANDS	31	620	5,470	39	468	0	0	659	5,938
			7,167		561		0		7,728
CROSSING		0	0	0	0	0	0	0	0
			0		0		0		0
TOTAL AUTHORIZED	554	53,545	384,434	290	3,044	65	256	53,900	387,734
			489,542		3,653		51		493,246
TOTAL UN-AUTHORIZED	2	71	126	0	0	0	0	71	126
			167		0		0		167
WILD HORSES	0	0	0	45	0	0	0	45	0
			0		0		0		0
WILD BURROS	0	0	0	0	0	0	0	0	0
			0		0		0		0

**US DEPARTMENT OF AGRICULTURE – FOREST SERVICE
ANNUAL GRAZING STATISTICAL REPORT
GRAZING SEASON 2003**



NATIONAL GRASSLANDS – NEW MEXICO



	Number of Permittees	CATTLE		HORSES & BURROS		SHEEP & GOATS		TOTAL	
		NUMBER	HMS AUMS	NUMBER	HMS AUMS	NUMBER	HMS AUMS	NUMBER	HMS AUMS
PERMITTED TO GRAZE	61	6,295	140,515	0	0	0	0	6,295	140,515
			165,410		0		0		165,410
AUTHORIZED TO GRAZE PAID PERMITS	54	5,028	51,532	0	0	0	0	5,028	51,532
			55,937		0		0		55,937
FREE USE		0	0	0	0	0	0	0	0
			0		0		0		0
PRIVATE LANDS		0	0	0	0	0	0	0	0
			0		0		0		0
CROSSING		0	0	0	0	0	0	0	0
			0		0		0		0
TOTAL AUTHORIZED	54	5,028	51,532	0	0	0	0	5,028	51,532
			55,937		0		0		55,937
TOTAL UN-AUTHORIZED	2	45	134	0	0	0	0	45	134
			177		0		0		177
WILD HORSES									
WILD BURROS									

**US DEPARTMENT OF AGRICULTURE – FOREST SERVICE
ANNUAL GRAZING STATISTICAL REPORT
GRAZING SEASON 2003**



NATIONAL FORESTS – NEW YORK



	Number of Permittees	CATTLE		HORSES & BURROS		SHEEP & GOATS		TOTAL	
		NUMBER	HMS AUMS	NUMBER	HMS AUMS	NUMBER	HMS AUMS	NUMBER	HMS AUMS
PERMITTED TO GRAZE	1	0	8,942	0	0	0	0	0	8,942
			11,803		0		0		11,803
AUTHORIZED TO GRAZE PAID PERMITS									
FREE USE									
PRIVATE LANDS									
CROSSING									
TOTAL AUTHORIZED									
TOTAL UN-AUTHORIZED									
WILD HORSES									
WILD BURROS									

**US DEPARTMENT OF AGRICULTURE – FOREST SERVICE
ANNUAL GRAZING STATISTICAL REPORT
GRAZING SEASON 2003**



NATIONAL FORESTS – NORTH CAROLINA



	Number of Permittees	CATTLE		HORSES & BURROS		SHEEP & GOATS		TOTAL	
		NUMBER	HMS AUMS	NUMBER	HMS AUMS	NUMBER	HMS AUMS	NUMBER	HMS AUMS
PERMITTED TO GRAZE									
AUTHORIZED TO GRAZE PAID PERMITS									
FREE USE									
PRIVATE LANDS									
CROSSING									
TOTAL AUTHORIZED									
TOTAL UN-AUTHORIZED									
WILD HORSES									
WILD BURROS									

**US DEPARTMENT OF AGRICULTURE – FOREST SERVICE
ANNUAL GRAZING STATISTICAL REPORT
GRAZING SEASON 2003**



NATIONAL GRASSLANDS – NORTH DAKOTA



	Number of Permittees	CATTLE		HORSES & BURROS		SHEEP & GOATS		TOTAL	
		NUMBER	HMS AUMS	NUMBER	HMS AUMS	NUMBER	HMS AUMS	NUMBER	HMS AUMS
PERMITTED TO GRAZE	6	56,888	440,257 571,671	311	2,505 3,006	0	0 0	57,199	442,762 574,677
AUTHORIZED TO GRAZE PAID PERMITS	6	50,979	375,854 486,208	293	2,360 2,832	0	0 0	51,272	378,214 489,040
FREE USE		0	0 0	0	0 0	0	0 0	0	0 0
PRIVATE LANDS	1	422	2,552 3,377	0	0 0	0	0 0	422	2,552 3,377
CROSSING		0	0 0	0	0 0	0	0 0	0	0 0
TOTAL AUTHORIZED	6	50,979	375,854 486,208	293	2,360 2,832	0	0 0	51,272	378,214 489,040
TOTAL UN-AUTHORIZED									
WILD HORSES									
WILD BURROS									

**US DEPARTMENT OF AGRICULTURE – FOREST SERVICE
ANNUAL GRAZING STATISTICAL REPORT
GRAZING SEASON 2003**



NATIONAL FORESTS – OHIO



	Number of Permittees	CATTLE		HORSES & BURROS		SHEEP & GOATS		TOTAL	
		NUMBER	HMS AUMS	NUMBER	HMS AUMS	NUMBER	HMS AUMS	NUMBER	HMS AUMS
PERMITTED TO GRAZE	3	98	606	0	0	0	0	98	606
			606		0		0		606
AUTHORIZED TO GRAZE PAID PERMITS	2	48	214	0	0	0	0	48	214
			214		0		0		214
FREE USE		0	0	0	0	0	0	0	0
			0		0		0		0
PRIVATE LANDS		0	0	0	0	0	0	0	0
			0		0		0		0
CROSSING		0	0	0	0	0	0	0	0
			0		0		0		0
TOTAL AUTHORIZED	2	48	214	0	0	0	0	48	214
			214		0		0		214
TOTAL UN-AUTHORIZED									
WILD HORSES									
WILD BURROS									

**US DEPARTMENT OF AGRICULTURE – FOREST SERVICE
ANNUAL GRAZING STATISTICAL REPORT
GRAZING SEASON 2003**



NATIONAL FOREST SYSTEM – OKLAHOMA



	Number of Permittees	CATTLE		HORSES & BURROS		SHEEP & GOATS		TOTAL	
		NUMBER	HMS AUMS	NUMBER	HMS AUMS	NUMBER	HMS AUMS	NUMBER	HMS AUMS
PERMITTED TO GRAZE	101	6,534	36,081	10	60	0	0	6,544	36,141
			42,252		79		0		42,331
AUTHORIZED TO GRAZE PAID PERMITS	75	4,809	15,726	10	60	0	0	4,819	15,786
			20,227		79		0		20,306
FREE USE		0	0	0	0	0	0	0	0
			0		0		0		0
PRIVATE LANDS		0	0	0	0	0	0	0	0
			0		0		0		0
CROSSING		0	0	0	0	0	0	0	0
			0		0		0		0
TOTAL AUTHORIZED	75	4,809	15,726	10	60	0	0	4,819	15,786
			20,227		79		0		20,306
TOTAL UN-AUTHORIZED									
WILD HORSES									
WILD BURROS									

**US DEPARTMENT OF AGRICULTURE – FOREST SERVICE
ANNUAL GRAZING STATISTICAL REPORT
GRAZING SEASON 2003**



NATIONAL FORESTS – OKLAHOMA



	Number of Permittees	CATTLE		HORSES & BURROS		SHEEP & GOATS		TOTAL	
		NUMBER	HMS AUMS	NUMBER	HMS AUMS	NUMBER	HMS AUMS	NUMBER	HMS AUMS
PERMITTED TO GRAZE	18	644	4,485	10	60	0	0	654	4,545
			5,777		79		0		5,856
AUTHORIZED TO GRAZE PAID PERMITS	17	570	3,926	10	60	0	0	580	3,986
			5,202		79		0		5,281
FREE USE		0	0	0	0	0	0	0	0
			0		0		0		0
PRIVATE LANDS		0	0	0	0	0	0	0	0
			0		0		0		0
CROSSING		0	0	0	0	0	0	0	0
			0		0		0		0
TOTAL AUTHORIZED	17	570	3,926	10	60	0	0	580	3,986
			5,202		79		0		5,281
TOTAL UN-AUTHORIZED									
WILD HORSES									
WILD BURROS									

**US DEPARTMENT OF AGRICULTURE – FOREST SERVICE
ANNUAL GRAZING STATISTICAL REPORT
GRAZING SEASON 2003**



NATIONAL GRASSLANDS – OKLAHOMA



	Number of Permittees	CATTLE		HORSES & BURROS		SHEEP & GOATS		TOTAL	
		NUMBER	HMS AUMS	NUMBER	HMS AUMS	NUMBER	HMS AUMS	NUMBER	HMS AUMS
PERMITTED TO GRAZE	83	5,890	31,596 36,475	0	0 0	0	0 0	5,890	31,596 36,475
AUTHORIZED TO GRAZE PAID PERMITS	58	4,239	11,800 15,025	0	0 0	0	0 0	4,239	11,800 15,025
FREE USE		0	0 0	0	0 0	0	0 0	0	0 0
PRIVATE LANDS		0	0 0	0	0 0	0	0 0	0	0 0
CROSSING		0	0 0	0	0 0	0	0 0	0	0 0
TOTAL AUTHORIZED	58	4,239	11,800 15,025	0	0 0	0	0 0	4,239	11,800 15,025
TOTAL UN-AUTHORIZED									
WILD HORSES									
WILD BURROS									

**US DEPARTMENT OF AGRICULTURE – FOREST SERVICE
ANNUAL GRAZING STATISTICAL REPORT
GRAZING SEASON 2003**



NATIONAL FOREST SYSTEM – OREGON



	Number of Permittees	CATTLE		HORSES & BURROS		SHEEP & GOATS		TOTAL	
		NUMBER	HMS AUMS	NUMBER	HMS AUMS	NUMBER	HMS AUMS	NUMBER	HMS AUMS
PERMITTED TO GRAZE	304	72,318	271,258	218	592	19,271	69,783	91,807	341,633
			355,556				711		
AUTHORIZED TO GRAZE PAID PERMITS	212	44,814	168,478	55	341	8,880	29,386	53,749	198,205
			220,306				410		
FREE USE	1	0	0	70	71	60	61	130	132
			0				85		
PRIVATE LANDS	9	166	1,830	0	0	225	331	391	2,161
			2,610				0		
CROSSING	1	0	0	80	82	0	0	80	82
			0				98		
TOTAL AUTHORIZED	214	44,814	168,478	205	494	8,940	29,447	53,959	198,419
			220,306				593		
TOTAL UN-AUTHORIZED	1	5	15	0	0	0	0	5	15
			20				0		
WILD HORSES	0	0	0	280	2,880	0	0	280	2,880
			0				3,456		
WILD BURROS									

**US DEPARTMENT OF AGRICULTURE – FOREST SERVICE
ANNUAL GRAZING STATISTICAL REPORT
GRAZING SEASON 2003**



NATIONAL FORESTS – OREGON



	Number of Permittees	CATTLE		HORSES & BURROS		SHEEP & GOATS		TOTAL	
		NUMBER	HMS AUMS	NUMBER	HMS AUMS	NUMBER	HMS AUMS	NUMBER	HMS AUMS
PERMITTED TO GRAZE	282	67,711	249,430	190	394	19,171	69,684	87,072	319,508
			327,320		473		20,103		347,896
AUTHORIZED TO GRAZE PAID PERMITS	190	40,063	145,632	27	143	8,780	29,287	48,870	175,062
			191,357		172		8,787		200,316
FREE USE	1	0	0	70	71	60	61	130	132
			0		85		18		103
PRIVATE LANDS	9	166	1,830	0	0	225	331	391	2,161
			2,610		0		99		2,709
CROSSING	1	0	0	80	82	0	0	80	82
			0		98		0		98
TOTAL AUTHORIZED	192	40,063	145,632	177	296	8,840	29,348	49,080	175,276
			191,357		355		8,805		200,517
TOTAL UN-AUTHORIZED	1	5	15	0	0	0	0	5	15
			20		0		0		20
WILD HORSES	0	0	0	280	2,880	0	0	280	2,880
			0		3,456		0		3,456
WILD BURROS									

**US DEPARTMENT OF AGRICULTURE – FOREST SERVICE
ANNUAL GRAZING STATISTICAL REPORT
GRAZING SEASON 2003**



NATIONAL GRASSLANDS – OREGON



	Number of Permittees	CATTLE		HORSES & BURROS		SHEEP & GOATS		TOTAL	
		NUMBER	HMS AUMS	NUMBER	HMS AUMS	NUMBER	HMS AUMS	NUMBER	HMS AUMS
PERMITTED TO GRAZE	22	4,607	21,828	28	198	100	99	4,735	22,125
			28,236		238		20		28,494
AUTHORIZED TO GRAZE PAID PERMITS	22	4,751	22,846	28	198	100	99	4,879	23,143
			28,949		238		20		29,207
FREE USE		0	0	0	0	0	0	0	0
			0		0		0		0
PRIVATE LANDS		0	0	0	0	0	0	0	0
			0		0		0		0
CROSSING		0	0	0	0	0	0	0	0
			0		0		0		0
TOTAL AUTHORIZED	22	4,751	22,846	28	198	100	99	4,879	23,143
			28,949		238		20		29,207
TOTAL UN-AUTHORIZED									
WILD HORSES									
WILD BURROS									

**US DEPARTMENT OF AGRICULTURE – FOREST SERVICE
ANNUAL GRAZING STATISTICAL REPORT
GRAZING SEASON 2003**



NATIONAL FOREST SYSTEM – SOUTH DAKOTA



	Number of Permittees	CATTLE		HORSES & BURROS		SHEEP & GOATS		TOTAL	
		NUMBER	HMS AUMS	NUMBER	HMS AUMS	NUMBER	HMS AUMS	NUMBER	HMS AUMS
PERMITTED TO GRAZE	296	93,204	431,467	22	81	5,302	32,208	98,528	463,756
			553,180		92		9,327		562,599
AUTHORIZED TO GRAZE PAID PERMITS	252	83,767	321,274	18	80	1,726	8,004	85,511	329,358
			412,133		89		2,125		414,347
FREE USE		0	0	0	0	0	0	0	0
			0		0		0		0
PRIVATE LANDS	57	880	20,903	75	473	0	0	955	21,376
			26,911		568		0		27,479
CROSSING		0	0	0	0	0	0	0	0
			0		0		0		0
TOTAL AUTHORIZED	252	83,767	321,274	18	80	1,726	8,004	85,511	329,358
			412,133		89		2,125		414,347
TOTAL UN-AUTHORIZED									
WILD HORSES									
WILD BURROS									

**US DEPARTMENT OF AGRICULTURE – FOREST SERVICE
ANNUAL GRAZING STATISTICAL REPORT
GRAZING SEASON 2003**



NATIONAL FORESTS – SOUTH DAKOTA



	Number of Permittees	CATTLE		HORSES & BURROS		SHEEP & GOATS		TOTAL	
		NUMBER	HMS AUMS	NUMBER	HMS AUMS	NUMBER	HMS AUMS	NUMBER	HMS AUMS
PERMITTED TO GRAZE	200	21,439	96,570	4	28	0	0	21,443	96,598
			123,285		34		0		123,319
AUTHORIZED TO GRAZE PAID PERMITS	170	16,201	67,703	4	24	0	0	16,205	67,727
			86,546		29		0		86,575
FREE USE		0	0	0	0	0	0	0	0
			0		0		0		0
PRIVATE LANDS	38	416	5,306	0	0	0	0	416	5,306
			6,741		0		0		6,741
CROSSING		0	0	0	0	0	0	0	0
			0		0		0		0
TOTAL AUTHORIZED	170	16,201	67,703	4	24	0	0	16,205	67,727
			86,546		29		0		86,575
TOTAL UN-AUTHORIZED									
WILD HORSES									
WILD BURROS									

**US DEPARTMENT OF AGRICULTURE – FOREST SERVICE
ANNUAL GRAZING STATISTICAL REPORT
GRAZING SEASON 2003**



NATIONAL GRASSLANDS – SOUTH DAKOTA



	Number of Permittees	CATTLE		HORSES & BURROS		SHEEP & GOATS		TOTAL	
		NUMBER	HMS AUMS	NUMBER	HMS AUMS	NUMBER	HMS AUMS	NUMBER	HMS AUMS
PERMITTED TO GRAZE	96	71,765	334,897	18	53	5,302	32,208	77,085	367,158
			429,895		58		9,327		439,280
AUTHORIZED TO GRAZE PAID PERMITS	82	67,566	253,571	14	56	1,726	8,004	69,306	261,631
			325,587		60		2,125		327,772
FREE USE		0	0	0	0	0	0	0	0
			0		0		0		0
PRIVATE LANDS	19	464	15,597	75	473	0	0	539	16,070
			20,170		568		0		20,738
CROSSING		0	0	0	0	0	0	0	0
			0		0		0		0
TOTAL AUTHORIZED	82	67,566	253,571	14	56	1,726	8,004	69,306	261,631
			325,587		60		2,125		327,772
TOTAL UN-AUTHORIZED									
WILD HORSES									
WILD BURROS									

**US DEPARTMENT OF AGRICULTURE – FOREST SERVICE
ANNUAL GRAZING STATISTICAL REPORT
GRAZING SEASON 2003**



NATIONAL FOREST SYSTEM – TEXAS



	Number of Permittees	CATTLE		HORSES & BURROS		SHEEP & GOATS		TOTAL	
		NUMBER	HMS AUMS	NUMBER	HMS AUMS	NUMBER	HMS AUMS	NUMBER	HMS AUMS
PERMITTED TO GRAZE	70	5,454	47,494 48,995	0	0 0	0	0 0	5,454	47,494 48,995
AUTHORIZED TO GRAZE PAID PERMITS	49	2,725	19,626 20,199	0	0 0	0	0 0	2,725	19,626 20,199
FREE USE		0	0 0	0	0 0	0	0 0	0	0 0
PRIVATE LANDS		0	0 0	0	0 0	0	0 0	0	0 0
CROSSING		0	0 0	0	0 0	0	0 0	0	0 0
TOTAL AUTHORIZED	49	2,725	19,626 20,199	0	0 0	0	0 0	2,725	19,626 20,199
TOTAL UN-AUTHORIZED									
WILD HORSES									
WILD BURROS									

**US DEPARTMENT OF AGRICULTURE – FOREST SERVICE
ANNUAL GRAZING STATISTICAL REPORT
GRAZING SEASON 2003**



NATIONAL FORESTS – TEXAS



	Number of Permittees	CATTLE		HORSES & BURROS		SHEEP & GOATS		TOTAL	
		NUMBER	HMS AUMS	NUMBER	HMS AUMS	NUMBER	HMS AUMS	NUMBER	HMS AUMS
PERMITTED TO GRAZE	1	10	80	0	0	0	0	10	80
			102		0		0		102
AUTHORIZED TO GRAZE PAID PERMITS	1	10	80	0	0	0	0	10	80
			102		0		0		102
FREE USE		0	0	0	0	0	0	0	0
			0		0		0		0
PRIVATE LANDS		0	0	0	0	0	0	0	0
			0		0		0		0
CROSSING		0	0	0	0	0	0	0	0
			0		0		0		0
TOTAL AUTHORIZED	1	10	80	0	0	0	0	10	80
			102		0		0		102
TOTAL UN-AUTHORIZED									
WILD HORSES									
WILD BURROS									

**US DEPARTMENT OF AGRICULTURE – FOREST SERVICE
ANNUAL GRAZING STATISTICAL REPORT
GRAZING SEASON 2003**



NATIONAL GRASSLANDS – TEXAS



	Number of Permittees	CATTLE		HORSES & BURROS		SHEEP & GOATS		TOTAL	
		NUMBER	HMS AUMS	NUMBER	HMS AUMS	NUMBER	HMS AUMS	NUMBER	HMS AUMS
PERMITTED TO GRAZE	69	5,444	47,414 48,893	0	0 0	0	0 0	5,444	47,414 48,893
AUTHORIZED TO GRAZE PAID PERMITS	48	2,715	19,546 20,097	0	0 0	0	0 0	2,715	19,546 20,097
FREE USE		0	0 0	0	0 0	0	0 0	0	0 0
PRIVATE LANDS		0	0 0	0	0 0	0	0 0	0	0 0
CROSSING		0	0 0	0	0 0	0	0 0	0	0 0
TOTAL AUTHORIZED	48	2,715	19,546 20,097	0	0 0	0	0 0	2,715	19,546 20,097
TOTAL UN-AUTHORIZED									
WILD HORSES									
WILD BURROS									

**US DEPARTMENT OF AGRICULTURE – FOREST SERVICE
ANNUAL GRAZING STATISTICAL REPORT
GRAZING SEASON 2003**



NATIONAL FORESTS – UTAH



	Number of Permittees	CATTLE		HORSES & BURROS		SHEEP & GOATS		TOTAL	
		NUMBER	HMS AUMS	NUMBER	HMS AUMS	NUMBER	HMS AUMS	NUMBER	HMS AUMS
PERMITTED TO GRAZE	844	91,425	337,931	212	682	201,713	578,176	293,350	916,789
			444,796		817		170,750		616,363
AUTHORIZED TO GRAZE PAID PERMITS	570	61,334	214,801	189	600	109,920	279,551	171,443	494,952
			282,430		719		83,691		366,840
FREE USE	1	25	113	0	0	0	0	25	113
			149		0		0		149
PRIVATE LANDS	33	628	1,757	0	0	4,102	7,195	4,730	8,952
			2,320		0		2,135		4,455
CROSSING		0	0	0	0	0	0	0	0
			0		0		0		0
TOTAL AUTHORIZED	571	61,359	214,914	189	600	109,920	279,551	171,468	495,065
			282,579		719		83,691		366,989
TOTAL UN-AUTHORIZED		0	0	0	0	0	0	0	0
			0		0		0		0
WILD HORSES	0	0	0	60	720	0	0	60	720
			0		864		0		864
WILD BURROS		0	0	0	0	0	0	0	0
			0		0		0		0

**US DEPARTMENT OF AGRICULTURE – FOREST SERVICE
ANNUAL GRAZING STATISTICAL REPORT
GRAZING SEASON 2003**



NATIONAL FORESTS – VERMONT



	Number of Permittees	CATTLE		HORSES & BURROS		SHEEP & GOATS		TOTAL	
		NUMBER	HMS AUMS	NUMBER	HMS AUMS	NUMBER	HMS AUMS	NUMBER	HMS AUMS
PERMITTED TO GRAZE									
AUTHORIZED TO GRAZE PAID PERMITS									
FREE USE									
PRIVATE LANDS									
CROSSING									
TOTAL AUTHORIZED									
TOTAL UN-AUTHORIZED									
WILD HORSES									
WILD BURROS									

**US DEPARTMENT OF AGRICULTURE – FOREST SERVICE
ANNUAL GRAZING STATISTICAL REPORT
GRAZING SEASON 2003**



NATIONAL FORESTS – VIRGINIA



	Number of Permittees	CATTLE		HORSES & BURROS		SHEEP & GOATS		TOTAL	
		NUMBER	HMS AUMS	NUMBER	HMS AUMS	NUMBER	HMS AUMS	NUMBER	HMS AUMS
PERMITTED TO GRAZE	42	1,108	7,670	166	2,922	0	0	1,274	10,592
			9,461		2,209		0		11,670
AUTHORIZED TO GRAZE PAID PERMITS	40	962	6,628	154	1,792	0	0	1,116	8,420
			8,368		1,502		0		9,870
FREE USE		0	0	0	0	0	0	0	0
			0		0		0		0
PRIVATE LANDS		0	0	0	0	0	0	0	0
			0		0		0		0
CROSSING		0	0	0	0	0	0	0	0
			0		0		0		0
TOTAL AUTHORIZED	40	962	6,628	154	1,792	0	0	1,116	8,420
			8,368		1,502		0		9,870
TOTAL UN-AUTHORIZED	1	200	197	0	0	0	0	200	197
			261		0		0		261
WILD HORSES									
WILD BURROS									

**US DEPARTMENT OF AGRICULTURE – FOREST SERVICE
ANNUAL GRAZING STATISTICAL REPORT
GRAZING SEASON 2003**



NATIONAL FORESTS – WASHINGTON



	Number of Permittees	CATTLE		HORSES & BURROS		SHEEP & GOATS		TOTAL	
		NUMBER	HMS AUMS	NUMBER	HMS AUMS	NUMBER	HMS AUMS	NUMBER	HMS AUMS
PERMITTED TO GRAZE	118	17,958	70,240	1	6	10,194	30,471	28,153	100,717
			92,216		7		9,141		101,364
AUTHORIZED TO GRAZE PAID PERMITS	112	15,962	63,445	1	3	7,892	22,277	23,855	85,725
			82,499		4		6,684		89,187
FREE USE		0	0	0	0	0	0	0	0
			0		0		0		0
PRIVATE LANDS	16	614	1,996	0	0	0	0	614	1,996
			2,635		0		0		2,635
CROSSING	1	100	256	0	0	0	0	100	256
			338		0		0		338
TOTAL AUTHORIZED	113	16,062	63,701	1	3	7,892	22,277	23,955	85,981
			82,837		4		6,684		89,525
TOTAL UN-AUTHORIZED	1	36	27	0	0	0	0	36	27
			29		0		0		29
WILD HORSES									
WILD BURROS									

**US DEPARTMENT OF AGRICULTURE – FOREST SERVICE
ANNUAL GRAZING STATISTICAL REPORT
GRAZING SEASON 2003**



NATIONAL FORESTS – WEST VIRGINIA



	Number of Permittees	CATTLE		HORSES & BURROS		SHEEP & GOATS		TOTAL	
		NUMBER	HMS AUMS	NUMBER	HMS AUMS	NUMBER	HMS AUMS	NUMBER	HMS AUMS
PERMITTED TO GRAZE	43	890	4,799	22	129	56	284	968	5,212
			6,199		155		85		6,439
AUTHORIZED TO GRAZE PAID PERMITS	43	890	4,658	22	129	56	568	968	5,355
			5,946		155		170		6,271
FREE USE		0	0	0	0	0	0	0	0
			0		0		0		0
PRIVATE LANDS		0	0	0	0	0	0	0	0
			0		0		0		0
CROSSING		0	0	0	0	0	0	0	0
			0		0		0		0
TOTAL AUTHORIZED	43	890	4,658	22	129	56	568	968	5,355
			5,946		155		170		6,271
TOTAL UN-AUTHORIZED									
WILD HORSES									
WILD BURROS									

**US DEPARTMENT OF AGRICULTURE – FOREST SERVICE
ANNUAL GRAZING STATISTICAL REPORT
GRAZING SEASON 2003**



NATIONAL FOREST SYSTEM – WYOMING



	Number of Permittees	CATTLE		HORSES & BURROS		SHEEP & GOATS		TOTAL	
		NUMBER	HMS AUMS	NUMBER	HMS AUMS	NUMBER	HMS AUMS	NUMBER	HMS AUMS
PERMITTED TO GRAZE	484	122,022	461,778	1,757	5,684	180,044	352,678	303,823	820,140
			567,377				6,833		
AUTHORIZED TO GRAZE PAID PERMITS	442	94,145	349,107	1,203	4,236	95,061	218,030	190,409	571,373
			423,811				5,149		
FREE USE									
PRIVATE LANDS	26	1,320	6,209	4	16	0	0	1,324	6,225
			6,998				19		
CROSSING									
TOTAL AUTHORIZED	442	94,145	349,107	1,203	4,236	95,061	218,030	190,409	571,373
			423,811				5,149		
TOTAL UN-AUTHORIZED	8	851	360	5	2	0	0	856	362
			445				2		
WILD HORSES									
WILD BURROS									

**US DEPARTMENT OF AGRICULTURE – FOREST SERVICE
ANNUAL GRAZING STATISTICAL REPORT
GRAZING SEASON 2003**



NATIONAL FORESTS – WYOMING



	Number of Permittees	CATTLE		HORSES & BURROS		SHEEP & GOATS		TOTAL	
		NUMBER	HMS AUMS	NUMBER	HMS AUMS	NUMBER	HMS AUMS	NUMBER	HMS AUMS
PERMITTED TO GRAZE	481	101,151	357,418	1,664	5,033	173,374	319,329	276,189	681,780
			429,622				6,043		
AUTHORIZED TO GRAZE PAID PERMITS	439	73,472	245,742	1,137	3,766	89,643	190,954	164,252	440,462
			291,051				4,585		
FREE USE									
PRIVATE LANDS	26	1,320	6,209	4	16	0	0	1,324	6,225
			6,998				19		
CROSSING									
TOTAL AUTHORIZED	439	73,472	245,742	1,137	3,766	89,643	190,954	164,252	440,462
			291,051				4,585		
TOTAL UN-AUTHORIZED	7	775	325	0	0	0	0	775	325
			399				0		
WILD HORSES									
WILD BURROS									

**US DEPARTMENT OF AGRICULTURE – FOREST SERVICE
ANNUAL GRAZING STATISTICAL REPORT
GRAZING SEASON 2003**



NATIONAL GRASSLANDS – WYOMING



	Number of Permittees	CATTLE		HORSES & BURROS		SHEEP & GOATS		TOTAL	
		NUMBER	HMS AUMS	NUMBER	HMS AUMS	NUMBER	HMS AUMS	NUMBER	HMS AUMS
PERMITTED TO GRAZE	3	20,871	104,360 137,755	93	651 790	6,670	33,349 10,005	27,634	138,360 148,550
AUTHORIZED TO GRAZE PAID PERMITS	3	20,673	103,365 132,760	66	470 564	5,418	27,076 5,563	26,157	130,911 138,887
FREE USE									
PRIVATE LANDS									
CROSSING									
TOTAL AUTHORIZED	3	20,673	103,365 132,760	66	470 564	5,418	27,076 5,563	26,157	130,911 138,887
TOTAL UN-AUTHORIZED	1	76	35 46	5	2 2	0	0 0	81	37 48
WILD HORSES									
WILD BURROS									

Conditions and requirements are set forth in the following USDA Secretary's Regulations

36 Code of Federal Regulations

222.1 AUTHORITY AND DEFINITIONS

- (a) **Authority.** The Chief, Forest Service, shall develop, administer and protect the range resources and permit and regulate the grazing use of all kinds and classes of livestock on all National Forest System lands and on other lands under Forest Service control. He may re-delegate this authority.
- (b) **Definitions.**
- (1) An "allotment" is a designated area of land available for livestock grazing.
 - (2) An "allotment management plan" is a document that specifies the program of action designated to reach a given set of objectives. It is prepared in consultation with the permittee(s) involved and:
 - (i) Prescribes the manner in and extent to which livestock operations will be conducted in order to meet the multiple-use, sustained yield, economic, and other needs and objectives as determined for the lands involved; and
 - (ii) Describes the type, location ownership, and general specifications for the range improvements in place or to be installed and maintained on the lands to meet the livestock grazing and other objectives of land management; and
 - (iii) Contains such other provisions relating to livestock grazing and other objectives as may be prescribed by the Chief, Forest Service, consistent with applicable law.
 - (3) "Base property" is land and improvements owned and used by the permittee for a farm or ranch operation and specifically designated by him to qualify for a term grazing permit.
 - (4) "Cancel" means action taken to permanently invalidate a term grazing permit in whole or in part.
 - (5) A "grazing permit" is any document authorizing livestock to use National Forest System or other lands under Forest Service control for the purpose of livestock production including:
 - (i) "Temporary grazing permits" for grazing livestock temporarily and without priority for re-issuance.
 - (ii) "Term permits" for up to 10 years with priority for renewal at the end of the term.
 - (6) "Land subject to commercial livestock grazing" means National Forest System lands within established allotments.
 - (7) "Lands within National Forest in the 16 continuous western States" means lands designated as National Forest within the boundaries of Arizona, California, Colorado, Idaho, Kansas, Montana, Nebraska, Nevada, New Mexico, North Dakota, Oklahoma, Oregon, South Dakota, Utah, Washington, and Wyoming (National Grasslands are excluded)
 - (8) "Livestock" means animals of any kind kept or raised for use or pleasure.
 - (9) "Livestock use permit" means a permit issued for not to exceed one year where the primary use is for other than grazing livestock.
 - (10) "Modify" means to revise the terms and conditions of an issued permit.
 - (11) "National Forest System lands," are the National Forests, National Grasslands, Land Utilization Projects, and other Federal lands for which the Forest Service has administrative jurisdiction.

- (12) "On-and-off grazing permits" are permits with specific provisions on range only part of which is National Forest System lands or other lands under Forest Service control.
- (13) "On-the-ground expenditure" means payment of direct project costs of implementing an improvement of development, such as survey and design, equipment, labor, and material (or contract) costs, and on-the-ground supervision.
- (14) "Other lands under Forest Service control" are non-Federal public and private lands over which the Forest Service has been given control through lease, agreement, waiver, or otherwise.
- (15) "Private land grazing permits" are permits issued to persons who control grazing lands adjacent to National Forest System lands and who waive exclusive grazing use of these lands to the United States for the full period the permit is to be issued.
- (16) "Permittee" means any person who has been issued a grazing permit.
- (17) "Permittee livestock" is livestock authorized by a written permit.
- (18) "Person" means any individual, partnership, corporation, association, organization, or other private entity, but does not include Government Agencies.
- (22) "Suspend" means temporary withholding of a term grazing permit privilege in whole or in part.
- (23) "Term period" means the period for which term permits are issued, the maximum of which is 10 years.
- (24) "Transportation livestock" is livestock used as pack and saddle stock for travel on the National Forest System.

222.2

MANAGEMENT OF THE RANGE ENVIRONMENT

- (a) Allotments will be designated on the National Forest System and on other lands under Forest Service control where the land is available for grazing. Associated private and other public lands should, but only with the consent of the landowner, lessee, or agency, be considered in such designations to form logical range management units.
- (b) Each allotment will be analyzed and with careful and considered consultation and cooperation with the affected permittees, landowners, and grazing advisory boards involved, as well as the State having land within the area covered, and an allotment management plan developed. The plan will then be approved and implemented. The analysis and plan will be updated as needed.
- (c) Forage producing National Forest System lands will be managed for livestock grazing and the allotment management plans will be prepared consistent with land management plans.

222.3

ISSUANCE OF GRAZING AND LIVESTOCK USE PERMITS

- (a) Unless otherwise specified by the Chief, Forest Service, all grazing and livestock use on National Forest System lands and on other lands under Forest Service control must be authorized by a grazing or livestock use permit.
- (b) Grazing permits and livestock-use permits convey no right, title, or interest held by the United States in any lands or resources.
- (c) The Chief, Forest Service, is authorized to issue permits for livestock grazing and other use by livestock of the national Forest System and on other lands under Forest Service control as follows:
 - (1) Grazing permits with priority for renewal may be issued as follows:
 - On National Forests in the 16 contiguous western States 10-year term permits will be issued unless the land is pending disposal, or will be devoted to other uses prior to the end of ten years, or it will be in the best interest of sound land management to specify a shorter term. On National Forest System lands other

than National Forests in the 16 contiguous western states, the permit term shall be for periods of 10 years or less. Term grazing permits for periods of 10 years or less in the form of grazing agreements may be issued to cooperative grazing associations or similar organizations incorporated or otherwise established pursuant to State law. Such an agreement will make National Forest System lands and improvements available to the association for grazing in accordance with provisions of the grazing agreement and Forest Service policies. Term permits authorized in this paragraph may be in the form of private land or on-and-off grazing permits where the person is qualified to hold such permits under provisions the Chief may require. Permits issued under this paragraph are subject to the following:

- (i) Except as provided for by the Chief, Forest Service, paid term permits will be issued to persons who own livestock to be grazed and such base property as may be required, provided the land is determined to be available for grazing purpose by the Chief, Forest Service, and the capacity exists to graze specified numbers of animals.
- (ii) A term permit holder has first priority for receipt of a new permit at the end of the term period provided he has fully complied with the terms and conditions of the expiring permit.
- (iii) In order to update terms and conditions, term permits may be cancelled at the end of the calendar year or the midyear of the decade (1985, 1995, etc.), provided they are reissued to the existing permit holder for a new term of 10 years.
- (iv) New term permits may be issued to the purchaser of a permittee's permitted livestock and/or base property provided the permittee waives his term permit to the United States and provided the purchaser is otherwise eligible and qualified.
- (v) If the permittee chooses to dispose of all or part of his base property or permitted livestock (not under approved nonuse) but does not choose to waive his term permit, the Forest Supervisor will give written notice that he no longer is qualified to hold a permit, provided he is given up to one year to reestablish his qualifications before cancellation action is final.
- (vi) The Chief, Forest Service, shall prescribe provisions and requirements under which term permits will be issued, renewed, and administered, including:
 - (a) The amount and character of base property and livestock the permit holder shall be required to own.
 - (b) Specifying the period of the year the base property shall be capable of supporting permitted livestock.
 - (c) Acquisition of base property and/or permitted livestock.
 - (d) Conditions for the approval of nonuse of permit for specific periods
 - (e) Upper and special limits governing the total number of livestock for which a person is entitled to hold a permit.
 - (f) Conditions whereby waiver of grazing privileges may be confirmed, and new applicants recognized.

(2) Permits with no priority for re-issuance, subject to terms and conditions as the Chief, Forest Service, may prescribe, are authorized as follows:

- (i) Temporary grazing permits for periods not to exceed one year, and on a charge basis, may be issued.
 - (a) To allow for use of range while a term grazing permit is held in suspension.
 - (b) To use forage created by unusually favorable climatic conditions.
 - (c) To use the forage available when the permit of the normal user's livestock is in nonuse status for reasons of personal convenience.

- (d) To allow a person to continue to graze livestock for the remainder of the grazing season where base property has been sold, the permit waived, and new term permit issued.
- (e) To allow grazing use in event of drought or other emergency of National or Regional scope where such use would not result in permanent resource damage.
- (ii) Livestock use permits for not to exceed one year may be issued under terms and conditions prescribed by the Chief, Forest Service, as follows:
 - (a) Paid permits for transportation livestock to persons engaged in commercial packing, dude ranching, or other commercial enterprises which involve transportation livestock including mining, ranching, and logging activities.
 - (b) Paid or free permits for research purposes and administrative studies.
 - (c) Paid or free permits to trail livestock across national Forest System lands.
 - (d) Free permits to persons who reside on ranch or agricultural lands within or contiguous to National Forest System lands for not to exceed 10 head of livestock owned or kept and whose products are consumed or whose services are used directly by the family of the resident, and who distinctly need such National Forest System lands to support such animals.
 - (e) Free permits to campers and travelers for the livestock actually used during the period of occupancy. This may be authorized without written permit.
 - (f) Paid or free permits for horses, mules, or burros to persons who clearly need National Forest System land to support the management of permitted livestock.
 - (g) Free permits for horses, mules, or burros to cooperators who clearly need National Forest System land to support research, administration or other work being conducted. This may be authorized without written permit.
 - (h) Paid permits to holders of grazing permits for breeding animals used to service livestock permitted to graze on lands administered by the Forest Service.
 - (i) Paid permits or cooperative agreements entered into as a management tool to manipulate re-vegetation on a given parcel of land.

224.4

CHANGES IN GRAZING PERMITS

- (a) The Chief, Forest Service, is authorized to cancel, modify, or suspend grazing and livestock use permits in whole or in part as follows:
 - (1) Cancel permits where lands grazed under the permit are to be devoted to another public purpose including disposal. In these cases, except in an emergency, no permit shall be cancelled without two years' prior notification.
 - (2) Cancel the permit in the event the permittee:
 - (i) Refuses to accept modification of the terms and conditions of an existing permit.
 - (ii) Refuses or fails to comply with eligibility or qualification requirements.
 - (iii) Waives his permit back to the United States.
 - (iv) Fails to restock the allotted range after full extent of approved personal convenience non-use has been exhausted.

- (v) Fails to pay grazing fees within established time limits.
 - (3) Cancel or suspend the permit if the permittee fails to pay grazing fees within established time limit.
 - (4) Cancel or suspend the permit if the permittee does not comply with provisions and requirements in the grazing permit or the regulations of the Secretary of Agriculture on which the permit is based.
 - (5) Cancel or suspend the permit if the permittee knowingly and willfully makes a false statement or representation in the grazing application or amendments thereto.
 - (6) Cancel or suspend the permit if the permit holder is convicted for failing to comply with Federal laws or regulations or State laws relating to protection of air, water, soil and vegetation, fish and wildlife, and other environmental values when exercising the grazing use authorized by the permit.
 - (7) Modify the terms and conditions of a permit to conform to current situations brought about by changes in law, regulation, executive order, development or revision of an allotment management plan, or other management needs.
 - (8) Modify the seasons of use, numbers, kind, and class of livestock allowed or the allotment to be used under the permit, because of resource condition, or permittee request. One year's notice will be given of such modification, except in cases of emergency.
- (b) Association permits or grazing agreements may be canceled for non-compliance with title VI of the Civil Rights Act of 1964 and Department of Agriculture regulation promulgated there under.

REPORT DEFINITIONS

AUTHORIZED TO GRAZE -	The number of livestock that are authorized and billed for grazing on National Forest System land.
ANIMAL UNIT MONTH (AUM) -	The amount of forage required by a 1,000-pound cow, or the equivalent for 1 month.
CROSSING -	Livestock physically occupying National Forest System lands under terms of a livestock Use Permit for Crossing.
FREE USE -	Livestock physically grazing free of charge on National Forest System lands. Does not include those permitted under private land permits.
HEAD MONTH -	The time in months that livestock spend on National Forest System land. This is the measurement used for billing purposes.
NON-NFS-LANDS -	Livestock physically grazing on Non-National Forest system lands for which the grazing use has been waived to the Government by the owner or lessee.
PAID PERMIT -	Livestock physically grazing on National Forest System lands under paid permit, grazing agreement or livestock use permit.
PERMITTED TO GRAZE -	Livestock permitted to graze by a grazing permit, grazing agreement, livestock use permit or other permitting document. In the case of on-off permits the "on" portion is included.

GRAZING PERMIT TYPES

PERMIT TYPES

Term Grazing Permits

Term
Grazing Agreements
Term Association
Term Association, On and Off Provisions: on NFS portion
Term Association, On and Off Provisions: off NFS portion
Term, Private Land
Term, On and Off Provisions: On NFS portion
Term, On and Off Provisions: Off NFS portion

Temporary Grazing Permits

Temporary Grazing Permit

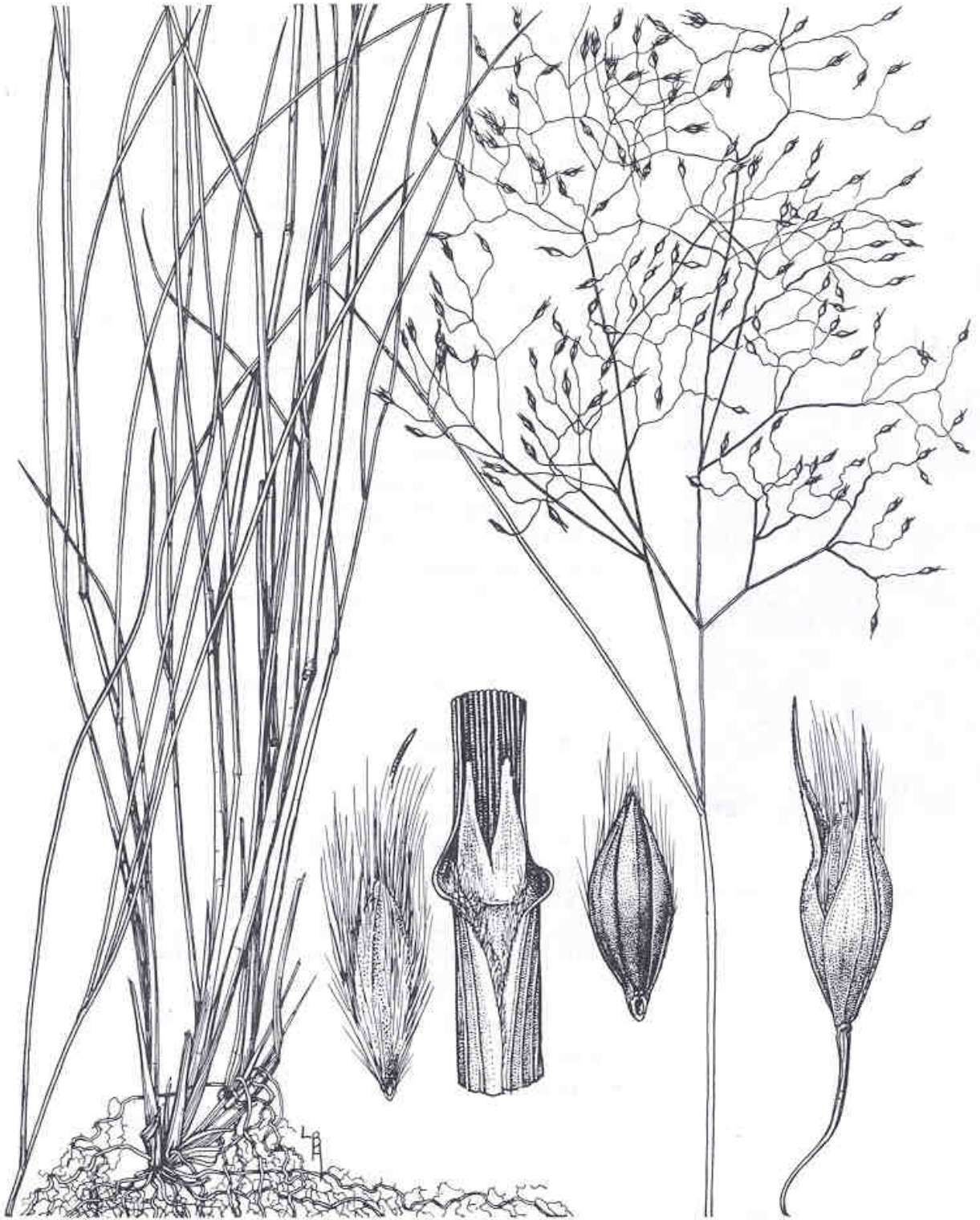
Livestock Use Permits

Transportation
Research or Administrative Study, Paid
Research or Administrative Study, Free
Crossing Paid
Crossing Free
Dependent Resident, Free
Campers and Travelers
Permittee Working Saddle and Pack Animal
Breeding Animals
Vegetation Manipulation

Other Permits and Use

Grazing in Accordance with Treaties with Indian Tribes
Special Use Pasture and Convenience Enclosures
Developing Range
Unauthorized Use *
Excess Use
Wild Horses *
Wild Burros *
Forest Service Administrative Working Saddle and Pack Animals *

* Used for reporting statistics only – no permit issued



**Indian Ricegrass,
Achnatherum hymenoides (Roemer & J.A. Schultes) Barkworth**