

*"Still
The Second
Best Thing
About Payday"*

The NIH Record

'Salud Para Su Corazon'

NHLBI Kicks Off Heart Health Campaign

Volunteers, including a happy heart, marched to the "health" beat as Washingtonians gathered recently for the Desfiles De Las Americas (Parades of the Americas) downtown. The occasion marked the kickoff of the "Salud para su Corazon" ("Health for Your Heart") campaign, a community health promotion project sponsored by NHLBI through its Latino Community Cardiovascular Disease Prevention and Outreach Initiative and the Community Alliance Working for Heart Health.

The kickoff is the first Latino community prevention and outreach activity slated for 1995 to fulfill the initiative's mission of promoting heart healthy behaviors for Latinos in the metropolitan area and ultimately reducing their risk of cardiovascular disease (CVD).

The objectives of the initiative are to increase awareness of CVD and its risk factors among Latinos, to establish links to community-based organizations, and to use community channels to promote CVD prevention messages.

"This linkage with the Desfiles De Las Americas was an excellent opportunity for the NHLBI to reach area Latinos," said NHLBI director Dr. Claude Lenfant.

The Desfiles De Las Americas is a nonprofit organization with members from 22
(See HEART HEALTH, Page 6)

Bldg. 4 Launches Recycling Program

Thanks largely to the efforts of two postdoctoral scientists, Bldg. 4, a primarily NIAID laboratory building, recently launched a recycling program that captures four kinds of material—white office paper, aluminum cans, commingled food and beverage containers (flint glass, ferrous metal and plastics #1 and 2), and, lastly, pipette tip racks, which are small plastic (polypropylene) boxes that NIH scientists use by the gazillion.

After years of planning, the program was launched last month when all six floors in Bldg. 4 were outfitted with metal bins to capture recyclable material that used to go out in the trash. Two coordinators on each floor have volunteered to help colleagues participate with the program, which required the permissions of a dizzying array of authori-

ties—building safety officers, fire inspectors, lab chiefs, various units within the Division of Safety, and eventually NIAID's scientific director, Dr. Tom Kindt, who applauded the gumption of the scientists.

(See RECYCLING, Page 2)

MIT's Sharp To Give Khoury Lecture, Nov. 20


Dr. Phillip A. Sharp, head of the department of biology at the Massachusetts Institute of Technology, is the speaker at this year's Khoury Lecture, which will be held on Monday, Nov. 20 at 3 p.m. in the Clinical Center's Masur Auditorium. The presentation is titled "RNA Splicing and Biology."

Sharp's landmark achievement in science was his 1977 observation of RNA splicing along

with the phenomenon of split genes. For this, he shared the 1983 Nobel Prize in Physiology or Medicine with Dr. Richard Roberts. The Nobel ceremony presenters said,

"The discovery of split genes was revolutionary, triggering an explosion of new scientific contributions. Today this discovery is of fundamental importance for research in biology as well as in medicine." Sharp's research also has focused on the molecular biology of

(See KHOURY LECTURE, Page 2)



Dr. Phillip A. Sharp


Human Gene Therapy Trial Yields Progress

By Bob Kuska

Two years after receiving their last infusions of genetically altered cells to boost their weakened immune systems, the first patients ever to undergo gene therapy are still healthy and benefiting from the treatment.

According to a historic research paper published Oct. 19 in *Science*, the two girls still have white blood cells bearing copies of the replacement adenosine deaminase (ADA) gene. Patient 1, whose health improved significantly following gene therapy, has maintained a normal white blood cell count as well as measurable levels of the ADA enzyme, which was almost nonexistent prior to the treatment. Both girls also have developed stronger immune systems, showing improved immune

(See GENE THERAPY, Page 6)



Drs. Rachel Roper and Daniel Fierer show off the fruits of their hard-won effort to bring recycling to Bldg. 4.

KHOURY LECTURE

(Continued from Page 1)

tumor viruses.

Throughout his career as a scientist and academician, Sharp has received numerous other awards and honors, including the Eli Lilly Award in molecular biology and the U.S. Steel Award from the National Academy of Sciences (both in 1980), the General Motors Research Foundation Alfred P. Sloan, Jr., Prize for Cancer Research (1986), the Louisa Gross Horwitz Prize (1988), the Albert Lasker Basic Medical Research Award (1988), the Gairdner Foundation International Award in Canada (1986), and the James R. Killian, Jr., Faculty Achievement Award (1993).

Sharp grew up in Kentucky, where he obtained his B.A. degree in chemistry and mathematics from Union College. He earned his Ph.D. in chemistry from the University of Illinois in 1969 and went on to a postdoctoral fellowship at the California Institute of Technology. From 1971 to 1974, he was at New York's Cold Spring Harbor Laboratory as senior research investigator, and in 1974,

RECYCLING

(Continued from Page 1)

Willing to jump through all those hoops were Drs. Rachel Roper and Daniel Fierer, who had been do-it-yourself recyclers for years before realizing that, with a little push, a formal program could be instituted in Bldg 4.

"I used to take soda bottles home with me from the lab for years," laughs Roper, a postdoc in the Laboratory of Viral Diseases (LVD). "We found lots of homegrown recycling projects that people were doing on their own."

Fierer, an LVD scientist now on 9-month sabbatical to a lab at the University of California, San Francisco, would dutifully strip the paper labels off of pipette tip racks so they could be sent back—once enough had accumulated—to one of the seven rack suppliers for credits. "That got crazy after a while," he says.

Frustrated that they couldn't participate in neighboring Bldg. 1's white office paper recycling program, the scientists approached their safety officer, asking, "What do we have to do to make (a formal program) happen?" They also consulted Dr. Kira Lueders, a member of the environmental concerns working group established by NIH deputy director for intramural research Dr. Michael Gottesman, and members of the Environmental Protection Branch at

he joined the Center for Cancer Research and department of biology at MIT, where he has held a full professorship since 1979. In 1992, he became the first Salvador E. Luria professor at MIT.

Beyond his scientific contributions, Sharp is held in high regard by the more than 60 graduate and postgraduate students who have benefitted from his mentorship. He is a member of the National Academy of Sciences, the American Academy of Arts and Sciences, the American Philosophical Society, and the Institute of Medicine of the National Academy of Sciences.

At present, Sharp also chairs the scientific board of Biogen, Inc., and is a member of its board of directors. He has more than 270 journal publications to his credit.

The Khoury Lecture honors the late physician-scientist and valued mentor Dr. George Khoury. It is sponsored by NIAID, NCI, and the NIH postdoctoral fellows. □

NIH. One of the most recent successes in recycling is a followup to a program initiated by Lueders in Bldg. 37 in December 1994. This effort marked the introduction of recycling into laboratory facilities.

Tapping a willingness to participate in the program that was virtually building-wide, Roper and Fierer used the same creativity applied to their experiments—trial-and-error, relentless attack on the problem—to bring recycling to Bldg. 4. "We tried a lot of pathways before this one worked," said Roper.

Among the obstacles they faced were: where to place receptacles in an already space-deficient facility; how to pay for the bins; how to have the materials collected; and what materials were most efficient to recycle.

"This is very much an investigator-initiated project, a grassroots kind of thing," said Fierer, who hopes other buildings will join the bandwagon. "I hope this will be the bud of an eventual campus-wide program, not just an isolated project."

Already, Bldg. 6B, led by NICHD's Angela Atwood, has drafted a plan similar to NIAID's, and recycling has been launched in Bldg. 37 and some other campus labs. □

NIAID's Dr. Mary A. Foulkes has been elected a fellow of the American Statistical Association, a distinction achieved by less than 5 percent of the membership. She is chief of the Biostatistics Research Branch in the Division of AIDS. She was cited for her "influential contributions and statistical leadership in AIDS, cancer and neurologic research; and for outstanding service to the statistical profession." She was also one of four people awarded the 1995 Founders Award from ASA, which honors the championship of good statistics. Foulkes received her doctorate in biostatistics from the University of North Carolina in 1980, and has been at NIH since 1985.

The NIH Record

Published biweekly at Bethesda, Md., by the Editorial Operations Branch, Division of Public Information, for the information of employees of the National Institutes of Health, Department of Health and Human Services. The content is reprintable without permission. Pictures may be available on request. Use of funds for printing this periodical has been approved by the director of the Office of Management and Budget through September 30, 1996.

NIH Record Office
Bldg. 31, Room 2B-03
Phone 6-2125
Fax 2-1485

Editor
Richard McManus
rm26q@nih.gov

Assistant Editor
Carla Garnett
cg9s@nih.gov

Correspondents:

CC, Sara Byars
DCRT, Mary Hodges
DRG, Judith Grover
FIC, Irene Edwards
NCI, Patricia A. Newman
NCHGR, Leslie Fink
NCRR, Lori Mulligan
NEI, Linda Huss
NHLBI, Louise Williams
NIA, Vicky Cahan
NIAAA, Ann M. Bradley
NIAID, James Hadley
NIAMS, Janet Howard
NICHD, Carol Florance
NIDA, Mona Brown
NIDCD, Gail Blatt
NIDDK, Lisa Schwartzbach
NIDR, Mary Daum
NIEHS, Thomas Hawkins
NIGMS, Wanda Warddell
NIMH, Marilyn Weeks
NINDS, Shannon E. Garnett
NINR, Marianne Duffy
NLM, Roger L. Gilkeson

The NIH Record reserves the right to make corrections, changes, or deletions in submitted copy in conformity with the policies of the paper and HHS.

Study Shows Whooping Cough Vaccine Effective

A new, single component vaccine against pertussis (whooping cough) showed an efficacy of 71 percent in children, according to the final results of an extensive study funded by NICHD.

The study, which appeared in the Oct. 19 issue of the *New England Journal of Medicine*, also shows that the vaccine was highly safe and significantly reduced the severity of the disease in those patients who become infected despite vaccination. Of great importance is the fact that none of the recipients of the pertussis toxoid vaccine developed serious side effects. Results of the trial were first announced by NICHD in November 1994. The *NEJM* article provides the first detailed account of the trial's findings.

The new vaccine is based upon the theoretical work of the late Dr. Margaret Pittman at the Food and Drug Administration. It was developed by Dr. Ronald Sekura, formerly of NICHD, and Dr. John Robbins, chief of NICHD's Laboratory of Developmental and Molecular Immunity, and their colleagues.

Pertussis is a severe disease marked by periodic coughing spasms (paroxysms), that typically persist for more than 6 weeks. Rapid inhalation of air following a severe coughing spasm causes the victim to make a whooping noise. The disease may result in seizures, pneumonia, encephalopathy (a life-threatening swelling of the brain), and death.

In 1933, before routine immunization with diphtheria-pertussis-tetanus vaccine, there were more than 250,000 cases of pertussis in the United States with over 5,000 deaths. At present, about 85 percent of U.S. children receive their full course of pertussis vaccines. There are from 3,000 to 7,000 cases of pertussis in the U.S. each year, with from 10 to 15 deaths.


The NICHD acellular pertussis (aP) vaccine consists of a single component, pertussis toxoid. The toxoid is modified pertussis toxin, a protein produced by the bacteria that causes whooping cough, *Bordetella pertussis*. The toxin is treated with hydrogen peroxide, which inactivates it so that it induces protective immunity without causing disease symptoms.

The trial was undertaken in Sweden, where pertussis has been endemic since the 1970's, when concerns about the safety and potency of the whole cell vaccines resulted in low vaccine accep-

tance. Since 1979, pertussis vaccination has not been recommended in Sweden and there is no licensed pertussis vaccine available in that country. Most children in Sweden have had pertussis by age 10. Accordingly, it was ethical to have a control group not vaccinated against pertussis in clinical trials performed in Sweden.

"In conclusion, a pertussis-toxoid vaccine was safe and immunogenic and reduced the incidence and severity of pertussis," the investigators wrote. "We propose that pertussis toxoid is both safe and sufficient for the vaccination of children and adults."

The results of other pertussis vaccine trials in Italy and Sweden funded by NIAID were announced last July. The NIAID-funded trials found that three acellular pertussis vaccines were highly effective against pertussis and had fewer side effects than the currently used whole-cell vaccine.—Robert Bock □



Dr. Sharilyn K. Stanley has been named special assistant for science policy in the Office of NIAID director Dr. Anthony S. Fauci, and liaison to the NIH Office of AIDS Research. She will advise and assist NIAID staff on scientific issues and policy matters affecting NIAID research programs. She will also coordinate trans-NIAID projects such as the tuberculosis coordinating committee. Prior to this, she spent 7 years conducting AIDS research in NIAID's Laboratory of Immunoregulation. The author of numerous scientific papers, Stanley earned her medical degree from Baylor College of Medicine and completed her internship and residency at the University of Arkansas for Medical Sciences. She is board certified in allergy and immunology as well as internal medicine.

Gene for Neural Tube Defects Identified by Scientists

A gene known to be responsible for many cases of neural tube defects (NTDs)—a debilitating class of birth defects affecting the brain and spinal cord—has been identified by a team of researchers from NICHD, Trinity College Dublin, and the Health Research Board of Ireland.

The finding helps to explain why supplementation with a vitamin known as folic acid can prevent NTDs. The investigators have found that some people with NTDs have an error in the gene that produces an enzyme critical to the normal use of folate by the body. The finding was published in the November issue of the *Quarterly Journal of Medicine*.

NTDs are caused by a combination of some environmental and some genetic factors, explained Dr. James L. Mills, a member of the research team and chief of NICHD's pediatric epidemiology section.

"We've known for some time about the environmental aspect of this disease—folate levels in the mother's diet," he said. "This investigation provides the remaining piece of the puzzle, the genetic factor. The aberrant gene probably accounts for about 15 percent of neural tube defect cases. Since we've already identified the metabolic cause of the abnormality, we know where to look for more abnormal genes."

While not responsible for all cases of NTDs, the gene is three times more common in people with NTDs than in people without NTDs. If more aberrant versions of the genes involved in folate metabolism can be found, it may one day be possible to identify those women most likely to benefit from therapy with the nutrient folate, while sparing those who do not need the therapy from any as yet unknown side effects.

NTDs result when the embryonic tissues that eventually form the brain and spinal cord fail to develop normally. The most common NTDs are spina bifida, which causes paralysis in parts of the body below a defect in the spinal cord, and anencephaly, a fatal condition in which the brain fails to develop normally.

The CDC reports that spina bifida has the third highest lifetime cost of any birth defect, averaging \$294,000 per case throughout the affected individual's lifetime.—Robert Bock □

EEO Luncheon Honors Volunteer Interns


The Equal Employment Opportunity Office recently sponsored a luncheon to welcome participants in the NIH/A Real Chance (ARC) Volunteer Internship Program. The interns provide temporary clerical work at little or no cost to the government.

They are trained through a joint effort of the District of Columbia Public Schools and the D.C. department of human services under the umbrella program, A Real Chance Programs (DCPS/ARC Programs). The ARC programs are: New Heights, ARC Customer Service, and Strengthening Our Adult Resources (Project SOAR). NIH has permanently hired three interns from the New Heights Program: Nikisha Vail and Lashell Gaskins, both in OD, and Lakeasha Mingo, CC. Currently, DCPS/ARC interns are performing volunteer duties in several ICDs including OD, ORS, NIDR, NIDDK, NINR, NCHGR, NIDA, and NIAID.

Attending the luncheon were the current interns, former interns, guest speakers, and DCPS/ARC Programs Manager Paulette Wooten-Martin and her staff.

OD EEO Officer Hilda B. Dixon greeted the guests, and welcomed the new interns. She also presented two guest speakers: Nikisha Vail, clerk typist, OEO, and O.H. Laster, special projects officer, OEO.

Vail's presentation was inspiring and



Attending the recent EEO luncheon were (front, from l) Hilda B. Dixon, OD EEO officer; Adria Moultrie, administrative assistant, DCPS/ARC programs; Barbara Waymer-Terameau, ARC customer service program coordinator; Paulette Wooten-Martin, DCPS/ARC programs manager; Wanda Jones, New Heights program coordinator; and Wanda Murphy, Project SOAR program coordinator. In the second row are (from l) O.H. Laster, OEO; Gracie Mae Coleman, ARC/customer service program; Sylvia Bradley, Project SOAR; Velma Callaway, Project SOAR; Lakeena Courtney, New Heights; Sandra King, New Heights; Valeria Johnson, Project SOAR; Kathleen Thomas, NIH/ARC volunteer internship program coordinator. At rear are (from l) Lashell Gaskins, administrative technician, OD, and former New Heights intern; Maxine Harvey, New Heights; Phyllis Wright, Project SOAR; Tina Roberts, New Heights; Nikisha Vail, clerk typist, OEO, and former New Heights intern.

well-received by the volunteer interns. She spoke of personal experiences, sacrifices, and choices as well as the obstacles she and her family confronted during her volunteer internship.

Laster's presentation was motivational and communicated his theme of "con-

ceive, believe, and achieve."

Following lunch, Dixon and Kathleen M. Thomas, NIH/ARC volunteer internship program coordinator, conducted an informal discussion to address interns' concerns and questions. □

Breast Beats Bottle in Lowering Mom's Stress, NIMH Study Shows

Women who breast feed their infants produce lower levels of stress response hormones than do women who bottle-feed, according to research conducted by NIMH. The study, reported in the October issue of the *Journal of Clinical Endocrinology*, is the first to explore the effects of lactation on hormonal stress responses in humans.

The NIMH researchers, led by Dr. Margaret Altemus, theorize that lactation-induced suppression of stress responses serves several purposes for both mother and baby. First, it may help to conserve energy needed for production of breast milk. Second, it may minimize the psychological stress associated with the demands of infant care, thus enhancing milk release. Third, it may improve immune function during the postpartum period.

Studies of rats have shown that lacta-

tion suppresses a variety of physiological responses to stress, including the release of several stress hormones. To determine whether the same changes take place in humans, Altemus and her colleagues studied 20 postpartum women—10 who were lactating and 10 who were not. Women in the study were between 7 and 18 weeks postpartum, and between ages 24 and 36.

The researchers used treadmill exercise—the same type of "stress test" given to cardiac patients—to elicit the hormonal stress response. Each woman performed treadmill exercise for 20 minutes, and blood hormone levels were taken before, during, and after the exercise was completed.

In response to the stress of exercise, all participants showed an increase in hormone levels; however, the increase was significantly less among women who

were breast feeding their babies compared to those who were bottle feeding.

While the exact mechanisms responsible for the reduction of stress hormone responses during lactation remain to be determined, the findings could help to shed light on the biological underpinnings of stress and anxiety disorders.

According to Altemus, increased levels of stress hormones have been associated with obsessive-compulsive disorder, a type of anxiety disorder, in humans. These hormones also promote fearful behaviors when administered to animals.

"Preliminary research has also shown that lactation appears to reduce the symptoms of anxiety disorders," said Altemus. "However, more work needs to be done to help us pinpoint which elements of lactation physiology are responsible for producing this anti-stress effect." —Caree Vander Linden □

Birth Defects Interest Group Forms, Gets Update on FAS

"Birth defects are the leading cause of infant mortality," Dr. James Hanson, senior advisor, NICHD, told the first meeting of the newly formed NIH scientific interest group on birth defects and teratology. "Opportunities to prevent primary impairments or secondary disabilities" resulting from birth defects, he added, "are of major national consequence." Together with NICHD, NIAAA has established the group to initiate a dialogue across NIH institutes on this topic of broad concern.

The group's first meeting, held recently at NIAAA's offices in Rockville, focused on fetal alcohol syndrome (FAS). The scientific interest group intends to create a forum for informal discussions of new research on birth defects and teratology, holding regular meetings and inviting speakers from outside as well as within NIH.

Faye Calhoun, NIAAA associate director for collaborative research activities, noted at the meeting that NIH has more than 40 scientific interest groups that foster communication between institutes on areas of mutual scientific interest. Most of these are intramural groups, however, and none encompasses the subject of teratology. Together with Hanson and Dr. Kenneth Warren, director of NIAAA's Office of Scientific Affairs, Calhoun founded this group, which includes extramural and intramural scientists.

The group heard two presentations: one focused on the prevalence of FAS in South Africa and one on the role of genetic susceptibility in the severity of FAS. Dr. Denis Viljoen of the department of human genetics at the University of Capetown, South Africa, gave the first presentation, and Dr. Kenneth Lyons Jones, of the department of pediatrics at the University of California, San Diego, gave the second. Jones is co-describer, with the late Dr. David W. Smith, of the University of Washington School of Medicine, of FAS.

Viljoen painted a distressing portrait of the extent to which FAS occurs among children born to farm laborers in western South Africa. Because many rural areas are underserved by the health care system, Viljoen makes regular clinic trips outside Capetown, seeing patients born with what area nurses believe to be genetic anomalies. However, he believes that, rather than having genetic defects, one in 10 patients has FAS. Viljoen

estimated that among workers on vineyards in his district, two to three of every 100 babies are born with FAS. The U.S. incidence of FAS is estimated by the Institute of Medicine to be 0.5 to 3 cases per 1,000 births.

The high rates of FAS appear related to binge drinking among vineyard laborers. Because no stigma is attached to women's drinking, women appear to binge as much as men and to drink during pregnancy.

Jones's presentation focused on whether genetic susceptibility in the mother or fetus influences the severity of FAS. If so, such a finding could partially explain the wide variability in syndrome severity among children of women who

drank similar amounts during their pregnancies.

Jones reviewed studies in mice that support a genetic influence on the development of FAS. The studies suggest that a mother's genetically determined rate of alcohol metabolism affects the severity of her offspring's FAS. Jones said the work implies that no safe amount of alcohol exists for all pregnant women, since the same amount can have widely different effects on the fetuses of different women.

The interest group will hold its next meeting in November. All interested institutes are invited. For more information contact Dr. Kenneth Warren, 3-4375, or Dr. James Hanson, 6-5099. □

ORWH Sponsors Reentry Scientists Workshop

The Office of Research on Women's Health (ORWH) is holding a workshop showcasing the scientific achievements of participants in the ORWH Reentry Program.

The 1½-day workshop, entitled "Reentry Scientists Workshop," will take place Nov. 13 from 8:30 a.m. to 5 p.m. and Nov. 14 from 8:30 to 11:45 a.m. at the Natcher Bldg. Conference Center.

The workshop's first day will feature keynote speakers, scientific presentations, and poster sessions by scientists who were awarded grants through ORWH's Reentry Program. The second day will focus on career options, NIH resources, and mentoring and networking to facilitate productive science careers. Issues, concerns, and experiences of awardees and mentors will also be discussed.

ORWH has established two pilot programs—intramural and extramural—to encourage fully trained women and men to resume active research careers after taking a break to meet family demands. Since 1992, the reentry program for intramural scientists, which was developed in conjunction with the Office of Education, has supported the placement of three scientists, two at NCI and one in NINDS. The reentry program for extramural scientists has supported the placement of 26 researchers over those same 3 years.

The workshop is free and open to the public. For more information, contact Joyce Rudick, 2-1770. □

Dr. Barton G. Weick has been certified as a diplomate of the American College of Laboratory Animal Medicine (ACLAM). Certification is achieved by meeting standards of education and experience and passing comprehensive written and practical examinations. ACLAM, a specialty board recognized by the American Veterinary Medical Association, consists of 527 specialists in the field of laboratory animal medicine. Weick is deputy director for operations, Office of Laboratory Animal Science, NCI. He received his doctor of veterinary medicine degree from Washington State University in 1981.

Postmenopausal Vols Needed

The Cardiology Branch, NHLBI, needs postmenopausal volunteers for an outpatient study of estrogen/progesterone. Participants must not be taking any medications, hormone replacements or vitamins or be willing to stop medications for 2 months. Volunteers will be paid. Call Rita Mincemoyer, 6-3666. □

HEART HEALTH PROJECT KICKS OFF IN LATINO COMMUNITY

(Continued from Page 1)

Latin-American countries. It is dedicated to showing the world the culture, customs, and traditions of Latinos and to enhancing the lifestyles of the Latino population.

After the parade, music, food, dance, and many other activities followed. NHLBI's Latino initiative and the

Community Alliance maintained a booth offering blood pressure and cholesterol screenings, nutrition counseling, and physical activity and heart healthy cooking demonstrations.

Community Alliance member Dr. Elmer Huerta of the Washington Hospital Center, who also hosts a popular Hispanic radio program called "Cuidando Su Salud" ("Taking Care of Your Health"), spoke at the booth about preventing and controlling CVD risk factors. "It is important that you eat right, stop smoking, exercise, and remember your blood pressure and cholesterol numbers as you remember

your shoe size," he said.

The Community Alliance includes more than 50 community-based organizations, health clinics, hospitals, media organizations, private businesses, and local government units.

The Latino initiative and the Community Alliance meet four times a year to



Participants in the NHLBI-sponsored Latino initiative carry the banner for heart health at a recent parade in D.C.

assess the needs of Latinos, to determine strategies for prevention and outreach activities, to develop and disseminate print educational materials, and to establish mass media contacts.

Focus groups were conducted this year to ascertain the awareness, knowledge,

and attitudes among Latinos about CVD and its risk factors and to identify customer needs. The information will assist the initiative in future activities.

As a result of the kickoff, more than 500 people were screened for high blood pressure and high blood cholesterol. Eighty-eight percent of those screened were Latinos, and 12 percent were of other ethnic groups.

Participants were given a personalized card that contained their blood pressure and cholesterol numbers, recommendations for desirable blood pressure and cholesterol levels, and preventive messages to keep a healthy heart. They also received a t-shirt, refrigerator magnet, key chain, and pencil—all inscribed with heart healthy messages and/or 1-800-575-WELL, a toll-free information line with recorded messages in English and Spanish about how to prevent and treat high blood pressure and high blood cholesterol.

As the day ended, Matilde Alvarado, Latino initiative team leader, said, "The kickoff has been very productive. The Desfiles De Las Americas created a natural opportunity for promoting heart healthy behaviors in the community."—

Laina Pack □

GENE THERAPY CLINICAL TRIAL RESULTS ENCOURAGING

(Continued from Page 1)

reactions in a battery of tests conducted over the course of the 4-year study.

These results indicate replacement genes can be expressed stably in white blood cells over long periods of time. They also demonstrate that the disabled virus used to transfer the replacement gene into the cell, called a viral vector, will not cause adverse, short-term health effects. Both issues are considered critical in establishing the safety and efficacy of gene therapy.

But, the 19 authors of the paper hastened to add that, as a preliminary investigation into the safety and effectiveness of gene therapy, several aspects of gene therapy remain to be perfected. One of these is more consistent methods of transporting a gene into a cell using a type of virus called a retrovirus. Although the gene-bearing retrovirus readily integrated into the white blood cells of Patient 1, the process was less efficient in Patient 2. Only about 1 percent of her T cells incorporated the virus into their DNA.

Based on the results of this landmark study, the authors concluded that with further refinement, "gene therapy can be

a safe and effective addition to treatment" for some people born with severe combined immunodeficiency disease (SCID). Affecting one out of every 150,000 live births, SCID is one of a group of about 80 rare genetic disorders involving the body's immune system.

"The results of the study are very gratifying and will help to forward the field of gene therapy," said Dr. R. Michael Blaese, lead author and scientist with the National Center for Human Genome Research. "But, as a physician, I'm most pleased that the girls are doing so well 4 years later. It's really been remarkable to observe."

If most diseases can be traced to an alteration in a gene, then gene therapy represents the ultimate medical cure. It attempts to eradicate disease by healing the gene itself. Gene therapy does this by inserting a functioning copy of the gene into DNA and augmenting the cell's production of the lacking protein.

In 1990, on the heels of successful feasibility studies on gene therapy, a team of NIH scientists received approval from the agency's recombinant DNA advisory committee, which oversees gene therapy

protocols in the United States, to proceed with the first clinical trial to evaluate the procedure in people. By the spring of 1990, the researchers had identified two unrelated girls, ages 4 and 9, to participate in the study. Both were born with an extremely rare condition called ADA deficiency, a form of SCID.

Those who inherit ADA deficiency have extremely low levels of specialized white blood cells, called T cells, to orchestrate the immune system's attack on invading organisms. With a severely weakened immune system, people with ADA deficiency are susceptible to chronic and repeated infections. In most cases, one of these infections will prove fatal during childhood.

ADA deficiency is a genetic disease. Affected children are born with alterations, or misspellings, in both copies of their ADA gene. This sets off a metabolic "domino effect." The altered genes produce nonfunctional copies of the enzyme ADA, preventing a crucial chemical reaction mediated by the enzyme from being carried out. Ultimately, aberrant chemicals build up in the blood that prove lethal to circulating T cells.

NIAID's Robert Chanock Awarded Sabin Gold Medal

Dr. Robert M. Chanock, chief of NIAID's Laboratory of Infectious Diseases, recently garnered another all-star honor, the Albert B. Sabin Gold Medal. The award was given for his exemplary research in the field of vaccinology, particularly the control of respiratory diseases.

In a letter notifying Chanock of his selection, H.R. Shepherd, chairman of the Albert B. Sabin Foundation's board of trustees, wrote, "Quite honestly, this was not a difficult decision for the Board in view of your esteemed contributions to the field and your close association with Albert, who considered you his scientific son." In 1950, after completing his training as a pediatrician, Chanock began his research career at Children's Hospital in Cincinnati under Sabin, who inspired Chanock's lifelong interest in viral diseases that affect children.

"Bob Chanock has sustained an international leadership role in infectious diseases research for more than 40 years. He is an outstanding choice for this award," commented Dr. Anthony S. Fauci, NIAID director. Chanock came to NIAID in 1957, and has headed the Laboratory of Infectious Diseases for the past 27 years.

Chanock was the first to identify and characterize the human respiratory syncytial virus (RSV) that is the most common cause of serious lower respiratory tract viral disease of infants and children worldwide. Although RSV may

cause only cold-like symptoms and feverish bronchitis in healthy children, it is the most common agent of life-threatening pneumonia in premature infants and in young children with congenital heart disease. Each year RSV contributes to 1 million deaths worldwide, including 4,500 in the United States. It also has taken on significance as an opportunistic pathogen in children and adults with AIDS, and in people who are otherwise immunocompromised. Currently, Chanock is working on an aerosol treatment for RSV disease that uses cloned Fab fragments of monoclonal RSV antibodies introduced directly into the lungs at the site of infection.

Chanock also discovered the four human parainfluenza viruses that are the most common cause of severe croup in infants and an important cause of other serious lower respiratory tract diseases of early life. Currently, two different experimental vaccines against parainfluenza type 3 developed by Murphy are in

Chamber Concert Set, Nov. 13

The NIH Chamber Players will perform a concert of string quartets on Monday, Nov. 13 at noon in Masur Auditorium, Bldg. 10. The program will include Mozart Quartet K. 465 and another work to be announced. Performers will be Morton Raff, Grace Boeringer, Jere Stern, and Suzanne Epstein. Admission is free and all are welcome. For more information, call (301) 827-0450. □

Lang Named Director of Veterinary Resources

Dr. C. Max Lang has recently been appointed director of NCCR's Veterinary Resources Program (VRP). He brings to NIH a long and distinguished career in laboratory animal medicine plus a history of leadership experience. According to Lang, this position provides an opportunity to serve NIH, an organization that has helped him pursue his research interests for many years.

The VRP—NIH's central laboratory animal support program for intramural

investigators—provides a full range of essential and specialized veterinary services, consults on all aspects of laboratory animal medicine, and also participates in collaborative research projects. Lang said that he "will ensure

that VRP meets the investigators' needs in the most cost-effective manner." Lang's education, military background, and professional experience provide specialized knowledge and skill needed to carry out his role successfully at VRP. He earned his D.V.M. from the University of Illinois and served in the U.S. Army Veterinary Corps at the Walter Reed Army Institute of Research, where he worked and cared for research animals.

Two years later, he accepted a research fellowship at Bowman Gray School of Medicine. As a postdoc, he became the first person to work out the estrus cycle of the squirrel monkey. After completing his fellowship, Lang was recruited by Pennsylvania State University to head its comparative medicine department in the Milton S.


early clinical trials.

Dr. Robert "Bobby" W. Brown, academic cardiologist, former New York Yankee all-star, and, most recently, president of baseball's American League, wrote in a personal letter congratulating Chanock on the Sabin award, "Victories occur in all segments of life, but research victories that enhance health are the greatest of all. In the endless fight against disease you truly have been a champion of champions."

Dr. Robert M. Chanock

The award ceremony and lecture took place recently at Cold Spring Harbor Laboratory on Long Island, N.Y. Sabin's wife, Heloisa, who helped establish the foundation, presented the medal to Chanock.

The Sabin Foundation, a nonprofit organization located in New Canaan, Conn., was established in 1994 to carry on Sabin's vision of a world free of infectious diseases. It is dedicated to preventing these debilitating and deadly diseases by promoting advances in vaccine development, delivery and distribution.—Laurie K. Doepel □



Dr. C. Max Lang

Hershey Medical Center.

At Penn State, he studied diabetes mellitus, using the only colony of guinea pigs that spontaneously develop the disease. To study the pathogenesis of this disease, he replicated the pig's tissue cells and transplanted them back to grow a new pancreas. Lang is also interested in how environmental factors—water, food, light and noise—affect interpretation of data in laboratory animal research.

An accomplished veterinarian, he has received many awards including two research awards from the American Association for Laboratory Animal Science and the prestigious Charles River Prize for unique and consistent contributions to his field. He has served on several editorial boards, and is a member of a number of professional societies. Lang has also held offices in the American College of Laboratory Animal Medicine, including that of president. □

Federal Health Benefits Program Open Season

The Office of Personnel Management has announced an open season for Nov. 13 through Dec. 11 under the Federal Employees Health Benefits Program (FEHBP). During that period eligible employees may change their plan, option, type of enrollment, or any combination of these. Also, eligible employees who are not currently enrolled may choose to enroll during the open season. In considering their options, employees should be aware that they may not be covered as an employee under their own enrollment and as a family member under someone else's enrollment in the FEHBP. Likewise, a member of one's family cannot be covered under more than one enrollment in the program.

Commissioned officers, employees serving under appointments limited to 1 year or less and intermittent employees are not eligible for enrollment in FEHBP. However, temporary employees who have completed 1 year of current continuous employment, excluding any break in service of 5 days or less, are eligible to enroll.

Employees eligible to participate in the open season may obtain a booklet entitled *1996 FEHB Guide* from their personnel office. This booklet contains open season enrollment instructions, general information about FEHBP, the major features of all plans, premiums, and general categories of coverage such as outpatient and inpatient service, calendar year deductible, catastrophic limit, etc.

Enrollees will be mailed a 1996 brochure by their current health benefits carrier. Employees who are eligible for enrollment and are not currently enrolled or covered by a federal plan should contact their personnel office for information on the program or plan brochures.

In conjunction with the open season, the Office of Human Resource Management is sponsoring a Health Benefits Fair. It will be held in Bldg. 1, Wilson Hall, on Tuesday, Nov. 14, from 10 a.m. to 2 p.m. Representatives from most of the plans that are available to NIH employees will be on hand to answer questions about 1996 benefits. The advisory committee for employees with disabilities will be there to assist employees who need help getting information.

DRG's Catharine Wingate Retires

Dr. Catharine L. Wingate, scientific review administrator of the diagnostic radiology study section, Referral and Review Branch, Division of Research Grants, recently retired after 17 years of federal service.

"Catharine will be missed in DRG," said Dr. Donald Luecke, DRG acting director. "She is highly respected by her colleagues here, as well as in the scientific community.

Those of us who were privileged to work with her will long remember her sense of humor and her sense of right and wrong. [She] helped me to better understand the value of a dedicated SRA."


A native of Boston, Wingate earned her B.S. in physics in 1943 from Simmons College, an M.A. in physics in 1948 from Radcliffe-Harvard Graduate School, and a Ph.D. in biophysics in 1961 from Columbia University.

Prior to joining DRG, she worked as a research associate professor of radiology at State University of New York at Stony Brook. In addition, she has held faculty positions with the University of Connecticut, Adelphi College and New York University. She has held research positions at Columbia University, Naval Radiological Defense Lab, Sloan Kettering Institute and Brookhaven National Laboratory.

In 1978, Wingate served as a member of the DRG radiation study section, and later joined NIH as a health science administrator, responsible for the scientific merit review of research grant applications by a split of that study section (now called diagnostic radiology). While at NIH, she has witnessed many changes and is impressed with the significant growth and development of the field of diagnostic radiology.

Wingate has found NIH an exciting and extraordinary organization. "One of my proudest accomplishments has been to be helpful to many people, both applicants, scientists and staff, by giving timely advice," she said, adding, "the esprit of professional SRAs in DRG is outstanding." This was a major factor in her coming to the division.

She has been the recipient of many



Dr. Catharine Wingate

honors, including teaching fellowships, election to Sigma Xi and election to the New York Academy of Sciences. She is a member of many professional organizations including the Radiation Research Society, American Association of Physicists in Medicine, Society of Nuclear Medicine, Society of Magnetic Resonance, and the American Institute of Ultrasound in Medicine. She has coauthored numerous book chapters and articles on radiation and given numerous presentations on the NIH peer review process.

In retirement, Wingate plans to consult and perhaps teach. Other retirement pursuits include sailing and gardening. □

Rockledge Open House Set

Mark your calendar for Thursday, Nov. 9 to come and check out the new NIH facilities at the Rockledge Centre, just minutes north of campus. A ribbon-cutting ceremony will begin at 11:30 a.m. followed by an open house from noon to 2 p.m.

Spend an afternoon enjoying demonstrations, games, prizes, and food plus live entertainment from the Village Jazz Band. Enter the raffle drawing to win a free Rockledge Fitness Center membership, t-shirts, tickets and more from the fitness center, R&W, and the NIH Credit Union.

While at Rockledge, tour the spacious office areas for NCCR, NHLBI, and DRG employees, explore the modern, fully-equipped fitness center, learn about videoteleconferencing, visit a new branch of the NIH Credit Union, and sample the cuisine at the Two Rockledge Centre cafeteria.

From 11 a.m. to 3 p.m., there will be increased shuttle service at Bldgs. 31 and 10, with buses departing every 15 minutes for Rockledge. There will also be special shuttle service from Executive Plaza to/from Rockledge during the same period. □

Malaria Vaccine Trial Recruits

Individuals age 18-40 are needed to participate in a 12-month safety trial of a novel malaria vaccine at the Clinical Center. Participants can be male or nonpregnant females without previous exposure to malaria, HIV, and hepatitis B. Volunteers will receive three monthly injections with a series of blood draws and physicals. Compensation will be offered. If you are interested, call Dr. David C. Kaslow, 0-3800. □


Nichols Appointed NIAMS Grants Management Officer

Sally Anne Nichols has been appointed grants management officer of the National Institute of Arthritis and Musculoskeletal and Skin Diseases. Prior to this appointment, she was chief of the Grants and Contracts Management Branch of the National Institute of Nursing Research.

In announcing her appointment, NIAMS director Dr. Stephen I. Katz said, "We are happy to welcome Ms. Nichols back to the institute. Her knowledge and experience make her well qualified for her new position." As grants management officer, Nichols will serve as NIAMS' principal grants management expert and will be responsible for all management aspects associated with the negotiation, award, and administration of more than 1,000 grants.

A native of Washington, D.C., Nichols began her career in government at age 17 as a grade 3 clerk stenographer. In 1967, Nichols joined NIH and held various secretarial positions, including 6 years as secretary to the director of the National Institute of Arthritis, Diabetes, Digestive and Kidney Diseases, the predecessor of NIAMS. In 1981, she changed careers

and became a grants management specialist for NIADDK, working with arthritis and musculoskeletal and skin diseases grants. In 1986, when NIAMS was established, she was assigned to grants management in the new institute and stayed there until 1988, when she joined the Office of Sponsored Programs Administration, University of Maryland at Baltimore. In 1990, she returned to NIH and joined NINR.



Sally A. Nichols


Nichols says that we can never lose sight of our goals. She adds, "I look forward to returning to NIAMS and renewing acquaintances with many of the grantees and all my old friends." —Barbara A. Weldon □

Memo Stands Corrected

A short while ago, a memo was sent to all NIH employees encouraging enrollment in the Women's Health Initiative. The phone numbers for the clinics were incorrect. The correct numbers are: George Washington University, (202) 676-5150; Medlantic Research Institute, (202) 675-4770. Make a note of this and share this information with other employees in your office. □

Richard Nakamura Takes NIMH Post

Dr. Richard K. Nakamura has been appointed associate director for science policy and director of the Office of Science Policy and Program Planning at the National Institute of Mental Health. He will work with scientific organizations and NIMH staff to analyze the institute's science policies and develop long-term policy planning options. The office also has primary responsibility for compiling major NIMH reports to NIH and other federal government agencies.



Dr. R. Nakamura

psychology from the State University of New York at Stony Brook. As a postdoctoral fellow and senior staff fellow,

Nakamura conducted research on neural information processing in primates within the NIMH intramural research program, and continues to conduct research with the NIMH Laboratory of Neuropsychology.

Nakamura became chief of the Biobehavioral Program of the Neuroscience Research Branch at NIMH in 1986, and helped establish the Office for Animal Research Issues in 1990 for

what was then the Alcohol, Drug Abuse and Mental Health Administration. He has served as a spokesperson for NIMH on the topic of appropriate use of animals in research and education. He has also served as chief of the Cognitive Neuroscience Program and coordinator for sleep research at NIMH. □

NCI's Boice Honored

The College of Science at the University of Texas, El Paso, recently presented its 1995 Gold Nugget Award to Dr. John D. Boice, Jr., chief of the Radiation Epidemiology Branch, NCI.

The award recognizes "a person distinguished in his profession: and a person of high integrity, stature and demonstrated ability."

A spokesperson from the college said Boice's research "is known worldwide for contributing to knowledge of the risk of radiation-induced cancer. He has developed a research program at the forefront of assessing the risk of radiation exposure in a wide variety of circumstances, including underground mining, medical x-rays, and residential radon gas, as well as the reactor accidents at Three Mile Island and Chernobyl."

Boice graduated with honors in physics from Texas Western College in 1967 and was selected as outstanding physics student, top ten senior, and Who's Who. After earning an M.S. degree in nuclear engineering and science from Rensselaer Polytechnic Institute in 1968, he studied medical radiological physics and epidemiology at Harvard School of Public Health, where he earned an S.M. in 1974 and a Sci.D. in 1977. □

Taekwondo, Aikido Classes

The NIH Taekwondo Club is offering a beginner's class for adults, women and men, starting Nov. 13. The class will meet in the Malone Center (Bldg. 31C, B4 level, next to the NIH Fitness Center) for 1 hour on Mondays and Wednesdays, 5:45-6:45 p.m., and continue for 1 or 2 months until participants can be integrated into the regular club training. Fees are \$60: \$40 dues (3 months), \$20 uniform.

The NIH Aikido Club, also, is accepting new members. It meets Tuesdays and Thursdays, 5:45-8 p.m. at the Visitors Information Center, Bldg. 10, and Saturdays from 11:30 a.m. to 1 p.m. in the Malone Center, Bldg. 31. Fees are \$60: \$40 dues (3 months), \$20 uniform.

Interested persons are welcome to watch regular training sessions of either club. For information call Lawrence Progris, Jr., 6-1886, or Don Murphy, (301) 530-4280. □

Use or Lose Reminder

Don't forget to schedule your "use or lose" annual leave in writing no later than Saturday, Nov. 25. Questions about "use or lose" leave should be directed to your ICD personnel office. □

The NIH Life Sciences Education Connection



Why should scientists care about science education? This question and many others, including "How can NIH scientists fit into the goals and philosophies of the science curricula in local schools?" and "What types of activities work well with elementary school children?" were answered at the Science Alliance workshop Oct. 20.

Dr. Irene Eckstrand, acting director of the NIH Office of Science Education, answered the first question. First, she said, "We as a community of scientists have been concerned about recruitment of good people into science and about science literacy." Second, she said, "We are all going to be asked to communicate what we do at some point. This skill is developed in no better place than in elementary schools." Finally, Eckstrand said another benefit of volunteering is that "it's fun."

Next, representatives from the D.C. and Montgomery County school districts discussed elementary science education reform efforts under way in their schools. From these talks, the workshop participants could gain an understanding of how volunteering in a classroom can fit into the overall goals of the educational system in these school districts.

To close the afternoon, workshop participants took part in hands-on activities that have worked well with elementary school students. Several demonstrations were presented to give participants ideas that could be used in the classroom. Activities included separating colors in a simple chromatography system, modeling the spread of infectious disease, and showing the law of natural selection in action.

The Science Alliance program is incorporated in 12 local schools, 7 in Montgomery County and 5 in D.C. The goal is to assign one scientist per grade level to partner with the teachers in bringing hands-on, inquiry-based activities to the classroom. Scientists are encouraged to make at least four visits per year. Ideas for classroom activities are available to volunteers in a Science Alliance workbook.

Volunteers are still needed. If you are interested in volunteering in an elementary school classroom, call Anne Baur, 2-2828. □

Three Join NINR Advisory Council

Three new members recently joined the National Advisory Council for Nursing Research. They are Dr. Karen L. Miller, Judy Reardon, and Dr. Fernando M. Treviño.

Miller is vice president of nursing at Children's Hospital, Denver, and associate professor at the University of Colorado Health Sciences Center in Denver. A coinvestigator on an NINR-funded grant to study changes in nursing practice that will improve pain management in children, she has expertise in nursing

administration and quality patient care.

Reardon is New Hampshire public affairs director for Planned Parenthood of Northern New England, where she is the statewide spokesperson on legislative, judicial and political issues. She has served as a state representative in the New Hampshire legislature and as an attorney in the New Hampshire office of the public defender.

Thrift Savings Plan Open Season, Nov. 15 to Jan. 31

The Thrift Savings Plan is having another open season from Nov. 15 through Jan. 31, 1996. FERS employees who were hired before July 1, 1995, as well as CSRS employees have an opportunity to change their current election, or make an initial election.

Eligible FERS and CSRS employees may elect to contribute to the G fund (government securities), C fund (stocks), and/or F fund (bonds). FERS employees may contribute up to 10 percent of their salary each pay period and will receive matching agency contributions on the first 5 percent. CSRS employees may contribute up to 5 percent of salary, but do not receive any matching contributions. FERS employees who do not contribute receive an automatic 1 percent agency contribution each pay period. They may choose to distribute this contribution among the three funds.

The features of the plan and directions on how to make a plan election or to change your current withholding are described in the *Thrift Savings Plan Open Season Update* pamphlet, which will be distributed to eligible employees by their ICD personnel office. More detailed information is provided in the *Summary of the Thrift Savings Plan for Federal Employees* booklet and is available in your ICD personnel office. □

NIH Contractors Recognized at DHHS Ceremony

Five minority businesses with NIH contracts were honored recently at a DHHS awards ceremony for minority business contractors, held in conjunction with National Minority Enterprise Development Week.

The HHS Minority Business Contractor of the Year Award went to TASCAN, an NCI contractor whose support of Division of Cancer Etiology projects won acclaim.

Also honored with Awards of Excellence were: Universal Hi-Tech Development, Inc., nominated by NIH's Office of Procurement Management; MTL Software Engineering Group, nominated by NCI; Quality Biological, Inc., nominated by NIAID; and D&M General Contracting, nominated by NIH's Division of Engineering Services. □

NINR director Dr. Patricia A. Grady (third from l) takes a break during a recent National Advisory Council for Nursing Research meeting with new members (from l) Dr. Fernando M. Treviño, Judy E. Reardon and Dr. Karen L. Miller.

Treviño is executive director of the American Public Health Association and executive editor of the *American Journal of Public Health* and the *Nation's Health*. The former dean of the School of Health Professions, Southwest Texas State University, San Marcos, he has more than 20 years of experience in Latino health issues. □

Web Interest Group Starts

The inaugural meeting of the World Wide Web Interest Group (WIG) will be held on Tuesday, Nov. 14 at 2:30 p.m. in Lipsett Amphitheater, Bldg. 10. The group will focus on topics related to effective use of the Internet and the World Wide Web in support of NIH functions. All NIH'ers are welcome.

The group is for all employees who use the web for their work; it doesn't focus only on technical aspects of use. Attendees will be free to suggest topics.

The first meeting will feature an announcement of graphical browsers that DCRT recommends to the campus. Handouts on browser use will also be available at the meeting.

A short announcement session will be followed by presentation of the National Library of Medicine's new WWW-based Grateful Med interface to MEDLINE (and its related databases). This new access to MEDLINE is very useful. And since you can access it using a graphical browser, there is no longer a need for a separate Grateful Med program on each PC or Mac. Dr. Lawrence Kingsland, assistant director for applied informatics at NLM and head of the Internet Grateful Med development team, will present the new system.

Internet Grateful Med makes comprehensive use of NLM's Unified Medical Language System metathesaurus in helping users create, submit and refine searches in MEDLINE. Direct links to several other databases are present in the current version. Links to additional databases beginning with the HIV/AIDS group are coming soon. Any computer or workstation running Netscape Navigator 1.1 or later can access Internet Grateful Med. Versions optimized for the Mosaic and Lynx Web browsers are in progress.

Meetings will be held on the second Tuesday of the month in Lipsett Amphitheater at 2:30 p.m. The group will be supported by its own set of web pages. Check this URL—<http://Pubnet-mac.nih.gov/WIG/WIGhome.html>—for the home page. □

Female Volunteers Needed

Right-handed female volunteers ages 18-45 with no abnormal neurological history are needed for a study involving positron emission tomography and magnetic resonance imaging. Subjects will be compensated for participation. Call Elizabeth Hoffman of NINDS, 2-1315. □

NLM Librarian Carol Ann Evans Dies

Carol Ann Evans, a librarian at the National Library of Medicine, died on Sept. 27. She had multiple myeloma.

At NLM she helped manage the National Network of Libraries of Medicine (NN/LM). Known for her generous and outgoing spirit, she was an outstanding individual who will be greatly missed by her friends and colleagues at NLM and throughout the network.

Evans, a graduate of Douglass College, received her master of science degree from Columbia University in 1973. Later that year she began her career in medical librarianship as an associate in NLM's postgraduate training program. She remained at NLM in the Technical Services Division, first as a systems librarian overseeing NLM's first internal automated system for acquiring library materials, and later as a supervisor in the selection/acquisition section, until 1978. During that time, she initiated sign-language classes for employees so that they could communicate more effectively with hearing-impaired colleagues at the library. These classes were later offered throughout NIH.

In 1978, Evans moved to the Library

of Congress where she supervised a national book and periodical interlibrary lending program at the National Library Service for the Blind and

Physically Handicapped. In 1980, she accepted a position at the U.S. Geological Survey, where she remained until 1984 when she returned to NLM to work in the NN/LM network office. While in the network office, Evans also served as head of the lead users (now the computer support coordinators) in library operations for several years. In 1993, as part of her continuing

interest in making NIH a better environment for its employees, she worked with the NIH advisory committee for women to bring a series of parenting seminars, which were cosponsored by NLM, to the NIH campus. During her career she received a number of awards, including the NIH Merit Award.

A memorial service was held Oct. 5 at United Christian Parish in Reston, Va. Expressions of sympathy may be made in the form of donations to the International Multiple Myeloma Foundation, 2120 Stanley Hills Dr., Los Angeles, CA 90046.



Carol Ann Evans

Fundamentals of NIH Extramural Activities

The Office of Extramural Programs, OD, will present an NIH orientation course entitled "Fundamentals of NIH Extramural Activities," on Monday, Jan. 29, and Tuesday, Jan. 30, 1996.

All new extramural staff are welcome and encouraged to attend. This course is designed specifically for extramural staff with service of 2 years and under. The course will be held in the Natcher Bldg. in the E1 & 2 conference room. Registration is at 8 a.m. each day. The course will conclude at 5 p.m. on Jan. 30.

The course will include an overview of NIH organization and history; missions and goals of the ICDs; the process of extramural grant and contract support; and a discussion of special issues and programs.

Participation will be limited to 80 people. To obtain a registration form, call Brian Weatherly, (301) 460-3679. Be ready to leave a message including your name, ICD, title, phone number,

and fax number. To be officially registered, forms must be faxed in by Dec. 21. Applicants will be informed of the decision concerning their registration by Jan. 5. For more information call Weatherly. □

DCRT Training Classes

Adv. SQL: Structured Query Language Unleashed!	11/8-9
Metacomputing on the Internet	11/8
Advanced Network Topics	11/8
Backing Up Personal Computer Data	11/9
Embedding SQL in a Host Language	11/13
CURE	11/14
Minuet for PC DOS Network Access	11/14
Developing Data Entry Applications with SAS/FSP	11/14
Introduction to Computer Security	11/14
Advanced Formatting of HTML Documents	11/15
Creating Formatted Reports Using QMF	11/15
Database Technology Seminar	11/17
Network Resources for Clinicians	11/20
Introduction to Networks	11/20
SAS Fundamentals I for Programmers	11/20-21
Network Security	11/21
Central Computing Services at NIH	11/21
Getting Started with C	11/27-30

All classes are on campus and are given free. □

Natcher Center Is Site of Hispanic Town Meeting

On a recent Saturday, people in eight major United States cities came together for the first-ever HHS National Hispanic Town Meeting. And the 5-hour talkfest, held in the Natcher Center, proved such a hit that another meeting is already being planned.

The special event, titled "Partnerships for Hispanic Customer Service in HHS," was an attempt to strengthen collaborative ties between the department and Hispanic groups and so improve HHS

Featured speakers included HHS Secretary Donna Shalala, Deputy HHS Secretary Walter Broadnax, Assistant Secretary on Aging Fernando Torres-Gil, Principal Deputy Assistant Secretary for Health Jo Ivey Boufford, Deputy Assistant Secretary for Health Robert Valdez, Assistant Secretary for Planning and Evaluation Susanne Stoiber, Health Resources and Services Administration Administrator Ciro Sumaya, Executive Director of the White House Initiative on Educational Excellence for Hispanic-Americans Alfred Ramirez, and NIH Deputy Director Ruth Kirschstein.

The microphone hook-ups allowed dialogue between speakers and audience, which consisted of federal employees, scientists, students, community leaders, academicians, and others in such far-flung cities as Albuquerque, Atlanta, Chicago, Los Angeles, Miami, Newark, San Antonio, and San Juan, Puerto Rico. The meeting focused on ways to improve partnerships between HHS and organizations and institutions serving Hispanics. Speakers called for the creation of a nationwide Hispanic infrastructure of scientists and health care professionals to improve delivery of public health programs and services to Hispanics.

The presentations ended with a review of the newly created HHS working group on Hispanic issues, cochaired by Boufford and Torres-Gil. The group wants to recruit more Hispanics into department programs and will soon submit a report—complete

with action plan—to Shalala.

At the end of the event, HHS-HEO President Henry Stevenson-Perez attributed participants' enthusiasm for the town meeting to two factors: "The event was timely and participants got to directly question key department figures."

NIH-HEO Acting President Carlos Caban foresees "strengthened ties between the department and the Hispanic community because of such events—and that will mean more effective customer service."

Also contributing to the meeting were the Health Resources and Services Administration, the Food and Drug Administration, and the Office of Minority Health.

Dr. Richard Martinez, event coordinator, commended the agencies for lending their support: "Their support was vital, not only to bring the diverse and dispersed Hispanic communities together, but also to help foster an effective Hispanic communication linkage among the agencies." □

Wednesday Afternoon Series

A number of special lectures are coming up in the Wednesday Afternoon Lecture series. The site—Masur Auditorium, Bldg. 10—and time—3 p.m.—remain constant.


On Nov. 15, Dr. Elaine Fuchs, professor, department of molecular genetics and cell biology/HHMI, University of Chicago, will speak on "Of Mice and Men: Cytoskeleton and Disease." Her talk is hosted by the Cell Biology Interest Group.

Note this change: The lecture originally scheduled for Nov. 22 will be held on Mar. 20, 1996, when Dr. John B. Robbins, chief of NICHD's Laboratory of Developmental and Molecular Immunity, will discuss, "Something Old and Something New, Something Borrowed and Some Things Yet To Do." This is the R.E. Dyer Lecture.

For more information, or for sign language interpretation/reasonable accommodation, call Hilda Madine, 4-5595.

King Program Set, Jan. 11

Mark your calendars now for NIH's annual Martin Luther King, Jr. program on Jan. 11 at 11:30 a.m. in the Natcher Bldg. The theme for the event will be "The Dream: Let Each One Teach One." The program is being cosponsored by NINDS, NIAAA, CC, NIAID, NIDDK and NIGMS. Check the Dec. 5 issue of the *NIH Record* for further details. For more information, contact Levon Parker, 6-5332. □



NICHD director Dr. Duane Alexander (top photo, third from l) accepts Certificate of Appreciation from NIH-HEO acting president Dr. Carlos Caban (second from l). Also present are (from l) Benjamin Fulton, NICHD deputy director Dr. Yvonne Maddox, Sandy Occhipinti, and Natcher Center coordinator Dr. Richard Martinez. Below, NHLBI director Dr. Claude Lenfant (fourth from l) receives Certificate of Appreciation from HHS-HEO president Dr. Henry Stevenson-Perez (third from r). Also present are (from l): Dr. Carlos Crespo, Matilde Alvarado, Dr. Gregory Morosco, all from NHLBI, Caban, and Martinez.

service delivery to the nearly 40 million U.S. Hispanics expected by the year 2000.

The town meeting was hosted by the HHS Hispanic Employee Organization (HHS-HEO), with support from NHLBI, NICHD, and other HHS agencies.