



1 - Highway Signs

72"x48" plywood square edges

6" letters reflective white

5" letter reflective white

On reflective brown background

1" white boarder with 6" radius rounded corners

Back side: brown background

Quantity: 1 each



2 - ADA Parking

12"x18" aluminum rounded edges

2" letters white


On brown background

1/4" white border 1/4" from edge

drill 2 holes 3/8" in diameter, 1" on center from top and bottom edge

Back side: brown background

Quantity: 2



3 - Van Accessible
12"x6" aluminum rounded edges
1 1/2" letters white
On brown background
1/4" white boarder 1/4" from edge
drill 2 holes 3/8" in diameter, 3/4" on center from top and bottom edge
Back side: brown background
Quantity: 1

Refuge Hours

5:00 am to 6:00 pm

4 - Refuge Hours

24"x12" aluminum rounded edges

2 3/4" letters reflective white

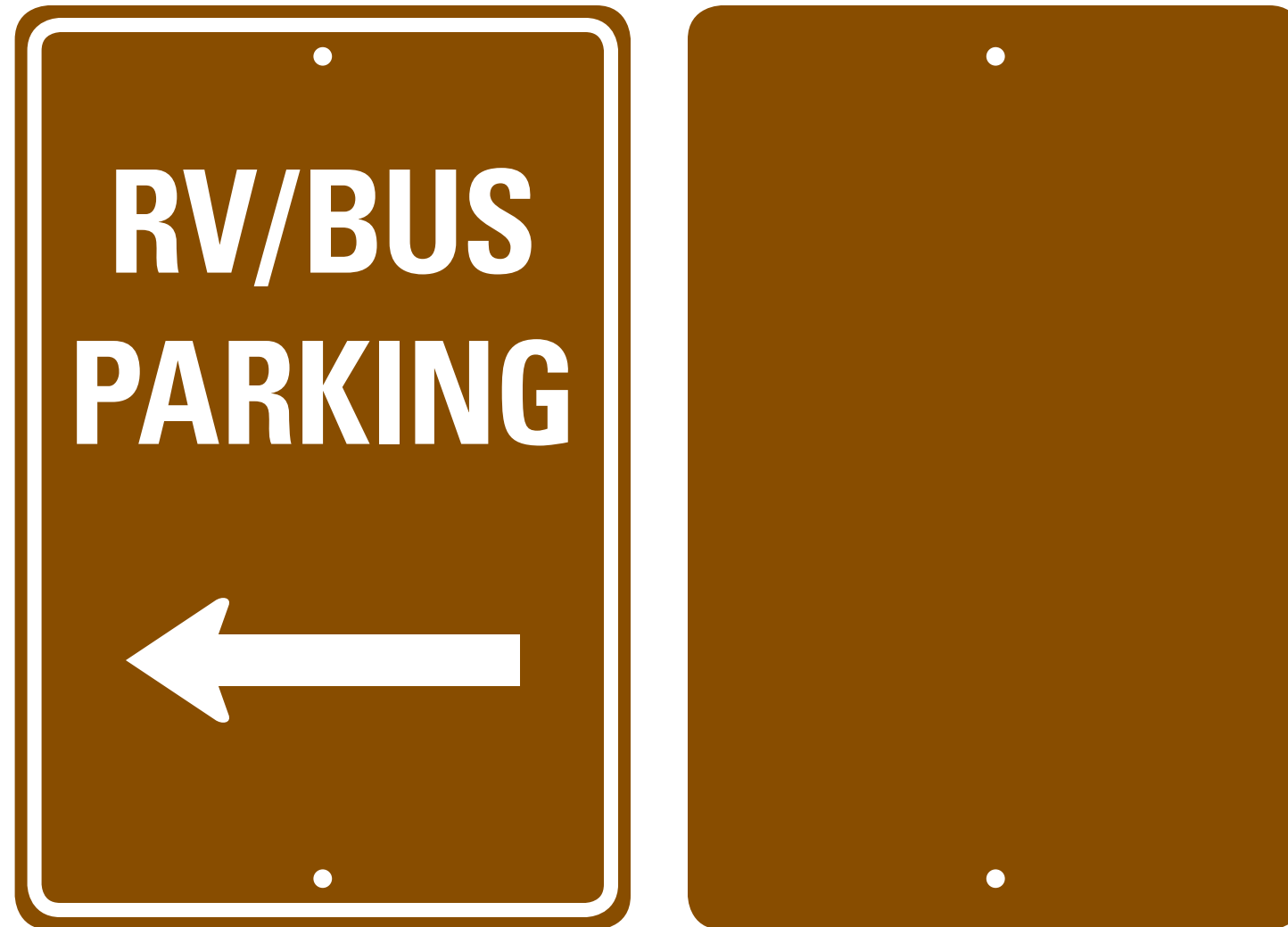
2" letters reflective white

On brown background

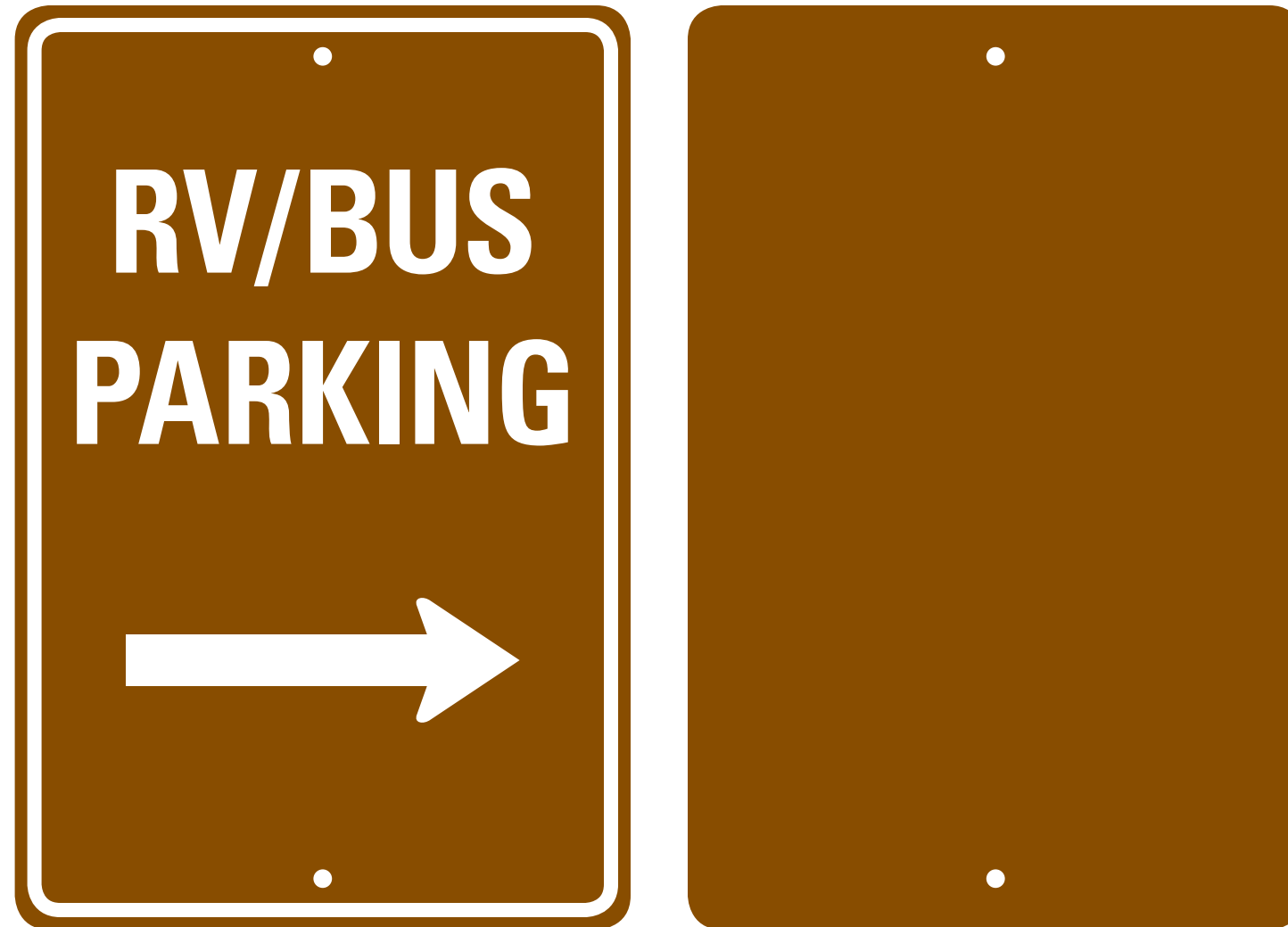
1/4" reflective white boarder 1/4" from edge

drill 2 holes 3/8" in diameter, 1" on center from top and bottom edge


Quantity: 1




5a - RV/Bus Parking
12"x18" aluminum rounded edges
2" letters white
On brown background
1/4" white border 1/4" from edge
drill 2 holes 3/8" in diameter, 1" on center from top and bottom edge
Back side: brown background
Quantity: 1



5b - RV/Bus Parking
12"x18" aluminum rounded edges
2" letters white
On brown background
1/4" white boarder 1/4" from edge
drill 2 holes 3/8" in diameter, 1" on center from top and bottom edge
Back side: brown background
Quantity: 1



6 - Caution Automatic Gate
24"x18" aluminum rounded edges
3" letters reflective white
2 1/4" letters reflective white
1 3/4" letters reflective white
On brown background
1/4" reflective white boarder 1/4" from edge
drill 2 holes 3/8" in diameter, 1" on center from top and bottom edge
Back side: brown background
Quantity: 1



7 - Stop Here

12"x12" aluminum rounded edges

2" letters reflective white

1 1/2" letters reflective white

On brown background

1/4" reflective white boarder 1/4" from edge

drill 2 holes 3/8" in diameter, 1" on center from top and bottom edge

Back side: brown background

Quantity: 1



8 - Stop

36"x36" aluminum


13 1/4" letters reflective white

On reflective red background

1/2" reflective white boarder

drill 2 holes 3/8" in diameter, 3" on center from top and bottom edge

Welcome to Tualatin River NATIONAL WILDLIFE REFUGE



Common throughout the Refuge, watch for red-tailed hawks hunting for mice, voles, and snakes.

This is a unique place, one of only a handful of urban wildlife refuges in the National Wildlife Refuge System. Thanks to the combined efforts of local residents and the US Fish & Wildlife Service, this land was set aside as a refuge in 1992. Ever since, our staff has been working hard to turn the land back to a more natural state within the floodplain of the Tualatin River basin. We manage the Refuge to mimic the natural seasonal cycle, so whatever the season, you'll see many kinds of wildlife here.

Our efforts are paying off! The Refuge has become a key stopping point on the Pacific Flyway as migratory waterfowl, shorebirds, and songbirds by the thousands discover this rich and varied resource. Several more species are appearing each year.

The Refuge is part of **your** community. Take the time to discover and enjoy the wildlife who live here and the habitats that support them.

Marsh wrens are hard to see, but not to hear. Only males sing, and typically they do so for extended periods of time.

Western pond turtles are reappearing in restored Refuge habitats.



What You Need to Know

The Refuge is open from dawn to dusk. Think of yourself as a visitor, a guest in someone else's home. For this reason—

- Please stay on the trails—no off trail use
- Walking only. No bikes, jogging, or running—it disturbs wildlife.
- Pets are not allowed
- No fires, firearms, or hunting
- Please leave plants and animals where they are—no collecting



Wildlife comes first!

Wildlife Viewing Tips

- Slow down and be as quiet as you can—sudden movements or noises frighten wildlife away.
- Listen! How many animals can you hear?
- Use binoculars for a close up look that doesn't affect wildlife behavior.
- Stay on the trail to avoid dangers like poison oak and stinging nettle.

Orientation kiosk panel - SAMPLE STYLE

Aproximately 60"x30"x1/2" high-pressure phenolic resin (Folia or equivalent)

Brochure holder

Back side: black

Quantity: 1