






**ENERGY MANAGEMENT SCORECARD
DEPARTMENT OF AGRICULTURE**

	CURRENT STATUS (As of January 1, 2008) ¹	PROGRESS	COMMENTS
<p>ENERGY MANAGEMENT</p> <p>Senior Official: Boyd K. Rutherford</p> <p>Lead DOE Analyst: Chris Tremper</p> <p>Lead OMB Analysts: Cyndi Vallina and Rob Sandoli</p>	<p align="center"></p> <p align="center">Green</p> <ul style="list-style-type: none"> Reduction in energy intensity in non-excluded facilities compared with 2003: <ul style="list-style-type: none"> <input checked="" type="checkbox"/> 6 percent and on track for 30 percent by 2015 (G) <input type="checkbox"/> 4 percent (Y) Use of renewable energy as a percent of facility electricity use: <ul style="list-style-type: none"> <input checked="" type="checkbox"/> 1.5 percent from <u>new</u> sources (thermal, mechanical, or electric) AND total of 3 percent from renewable <u>electricity</u> sources (G) <input type="checkbox"/> 3 percent from any renewable thermal, mechanical or electric renewable energy source (Y) <input type="checkbox"/> Less than 3 percent from any renewable energy sources (R) Metering plan to meter energy use in 100 percent of appropriate facilities by 2012: <ul style="list-style-type: none"> <input checked="" type="checkbox"/> Meets 100% of metering plan milestones (G) <input type="checkbox"/> Meets at least 75% of metering plan milestones (Y) Reduction in water consumption intensity compared to 2007: <ul style="list-style-type: none"> <input checked="" type="checkbox"/> Has submitted final 2007 water baseline data (G) <input type="checkbox"/> Has submitted preliminary 2007 water baseline data (Y) Percent of new building designs begun in FY 2007 that are 30 percent more energy efficient than relevant code: <ul style="list-style-type: none"> <input checked="" type="checkbox"/> 100 percent (G) <input type="checkbox"/> 75 percent (Y) 	<p align="center"></p> <p align="center">Green</p> <p><u>Actions taken since January 1, 2008:</u></p> <ul style="list-style-type: none"> Identified site support requirements and developed installation timelines for installing meters; on track to meet all Metering Plan milestones. Reviewed capital projects in USDA's 3-Year Rolling Timeline; 2 new building design starts identified for FY 2008. Updated USDA Renewable Energy Guidance incorporating FEMP Renewable Energy Requirements Guidance. Developed USDA Water Conservation Guidance based DOE's Water Conservation Guidance. Awarded an ESPC totaling \$1.5 million in investment. <p><u>Planned actions for next six months:</u></p> <ul style="list-style-type: none"> Submit list of designated covered facilities required under EISA Sec. 432 to DOE and status of energy manager assignments. Award projects totaling \$2 million in investment from July to December through ESPC, UESC, or direct obligations. Update and re-issue USDA departmental regulation on facilities energy and water use to incorporate requirements of EISA, EO 13423, and related guidance. Finalize Strategic Implementation Plan 30 days after issuance of DOE/FEMP Final Guidance. 	<ul style="list-style-type: none"> USDA Progress remains Green as USDA completed all 4 applicable planned actions for the last 6 months, including awarding an ESPC. USDA reduced its energy intensity 18.2% from 2003; 14.2% without the credit for renewable energy purchases. USDA used eligible renewable electricity equivalent to 10.5% of its total electricity use. USDA water use intensity baseline is 37.4 gallons per square foot. USDA invested \$9.7 million in energy and water efficiency in FY 2007, 12.0% of its annual energy costs; 6.8% in the form of an UESC. USDA's response to the 8-3-07 CEQ Memo included a summary of current and prospective projects and investment levels. USDA's Long-Range Strategic Implementation Plan assigns investment targets to USDA agencies per the CEQ memo. All new FY 2007 building design projects (6) included in the USDA 3-Year Rolling Timeline of projects (reported to OMB under EO 13327) comply with EPACT 2005 federal building energy efficiency standards.

¹ Status is updated once annually (Jan 1) to reflect performance data collected at the end of each fiscal year. Progress is assessed twice annually (Jan and July). Quantitative standards for success for Yellow and Green will increase each year in accordance with requirements of Executive Order 13423 or the 2005 Energy Policy Act.

ENERGY MANAGEMENT STANDARDS FOR SUCCESS

		
<p>Agency:</p> <ul style="list-style-type: none"> • Has reduced energy intensity (Btu/ GSF) in EPACT goal-subject facilities by 6 percent compared with 2003 and is on track for 30 percent reduction by 2015. • Uses at least 3 percent electricity from renewable sources as a percentage of facility electricity use. At least 1.5 percent of facility electricity use must come from new sources (placed in service after 1999). Thermal and mechanical renewable can be included in the 1.5% new requirement, but not the 3% goal. For example, if an agency meets all of the new sources requirement with thermal or mechanical energy (1.5 percent) they would still need an additional 3 percent from renewable electricity sources. • Is implementing its approved metering plan in appropriate facilities and met 100% of current milestones in approved plan. • Has collected and submitted final 2007 water consumption baseline data in accordance with DOE guidance. • For buildings that meet agency's capital planning threshold, demonstrate that 100% of new building designs started after 10/1/06, are 30% more efficient than the 2004 International Energy Conservation Code (residential buildings) or the ASHRAE Standard 90.1-2004 (non-residential buildings), if life-cycle cost effective. 	<p>Agency:</p> <ul style="list-style-type: none"> • Has reduced energy intensity (Btu/ GSF) in EPACT goal-subject facilities by 4 percent compared with 2003. • Uses at least 3 percent renewable energy from electric, thermal or mechanical sources to power facilities and equipment; but less than half was obtained from new sources (placed in service after 1999) or part of the requirement was met with thermal and mechanical renewable energy. • Is implementing its metering plan in appropriate facilities and has met at least 75% of current milestones in approved plan. • Has collected and submitted preliminary 2007 water consumption data, pending final verification of baseline. • For buildings that meet agency's capital planning threshold, demonstrate that at least 75% of new building designs started after 10/1/06, are 30% more efficient than the 2004 International Energy Conservation Code (residential buildings) or the ASHRAE Standard 90.1-2004 (non-residential buildings), if life-cycle cost effective. 	<p>Agency:</p> <ul style="list-style-type: none"> • Has not yet reduced energy intensity (Btu/GSF) in EPACT goal-subject facilities by 4 percent compared with 2003. • Does not use at least 3 percent renewable energy from electric, thermal or mechanical sources to power facilities and equipment. • Does not have an approved metering plan to meter energy use in 100 percent of appropriate facilities by 2012 w/action items and milestones or has not met at least 75% of current milestones. • Has not submitted 2007 baseline water consumption data. • Cannot demonstrate that at least 75 percent of new building designs started after October 1, 2006, are 30 percent more efficient than the 2004 International Energy Conservation Code (residential buildings) or the ASHRAE Standard 90.1-2004 (non-residential buildings), if life-cycle cost effective.