



**Palo Alto
Division**



**Menlo Park
Division**



**Livermore
Division**

VA Palo Alto Health Care System



**San Jose
Clinic**



**Monterey
Clinic**



**Modesto
Clinic**



**Stockton
Clinic**



**Sonora
Clinic**



**Capitola
Clinic**

Demand Data and Demographics

-- May 13, 2005 --



Demand Data and Demographics

(Table of Contents)

Addressing the Challenges

- ❖ **Veteran Population Actuarial Projections**
 - National Projections
 - VA Palo Alto Health Care System Projections
 - County Projections
 - Alameda County Demographic Map Board



Demand Data and Demographics

(Table of Contents Cont'd)

Addressing the Challenges

❖ **Livermore Division**

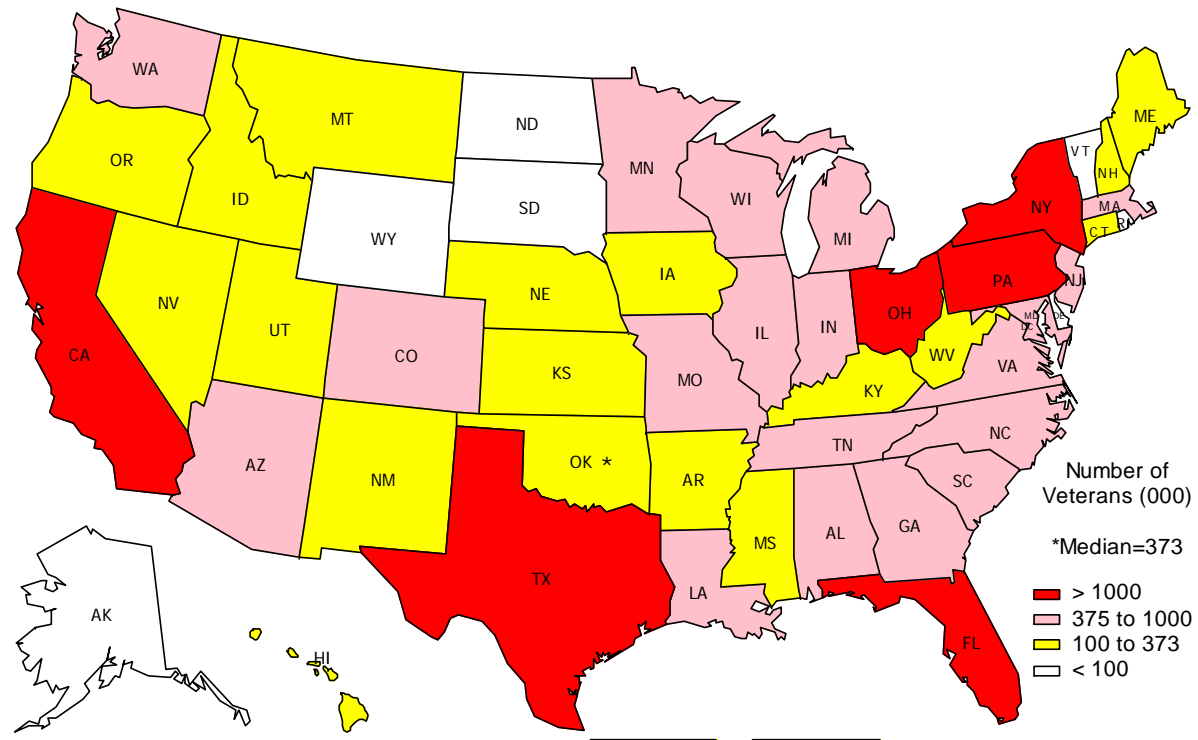
- Livermore Division Overview
- Historical Nursing Home Unit Bed Utilization
- Story Board – Nursing Home Admissions by City and County (FY03)



US Veteran Population

Today, there are 25 million veterans living in the United States, of which 7 million are enrolled in VA healthcare

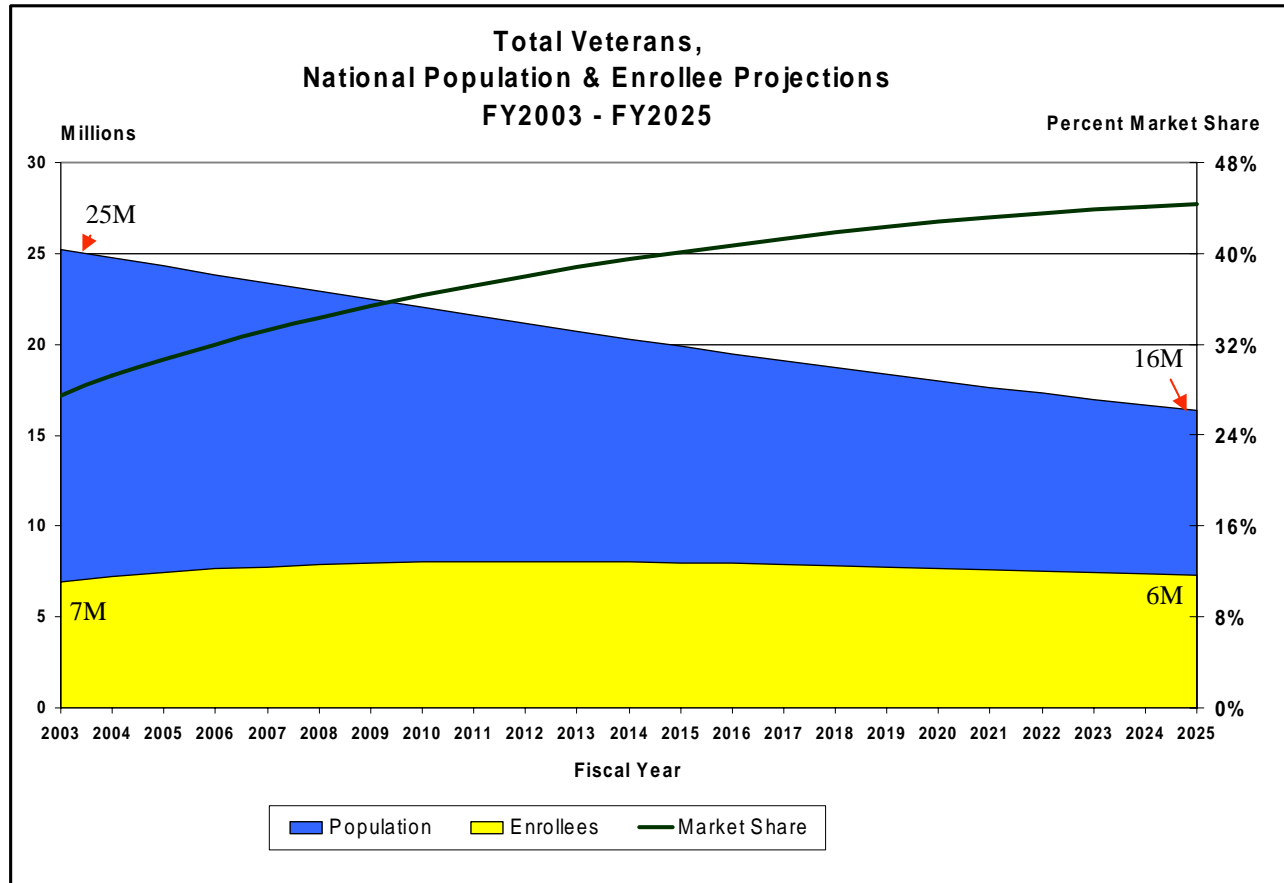
The States with the Largest Population Have the Largest Number of Veterans As of September 30, 2000



Source: VetPop2000

Not shown: Puerto Rico Foreign/Terr

The United States' veteran population is projected to decline from 25 million to 16 million veterans by 2023





**VA Palo Alto Health Care System
Catchment Area**

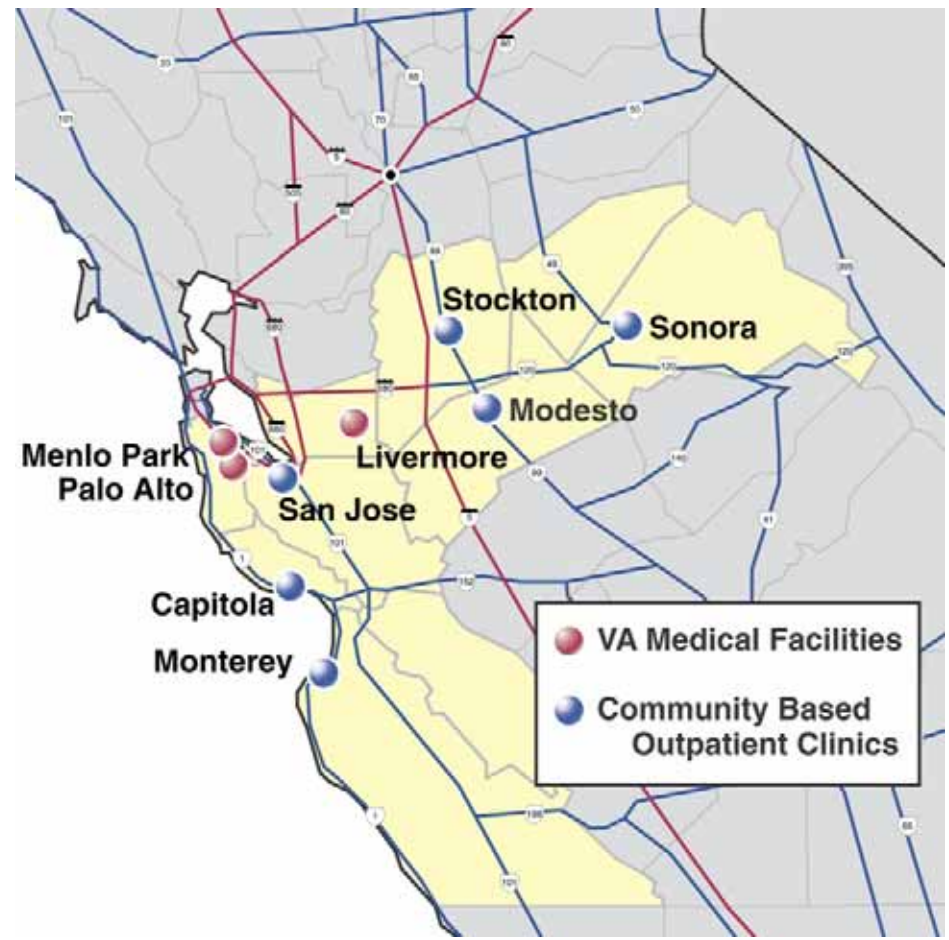


Palo Alto's South Coast CARES Market

(VA Palo Alto Health Care System)

Addressing the Challenges

Today, over 300,000 veterans live within VA Palo Alto Health Care System's market, of which ~82,000 are enrolled in VA healthcare



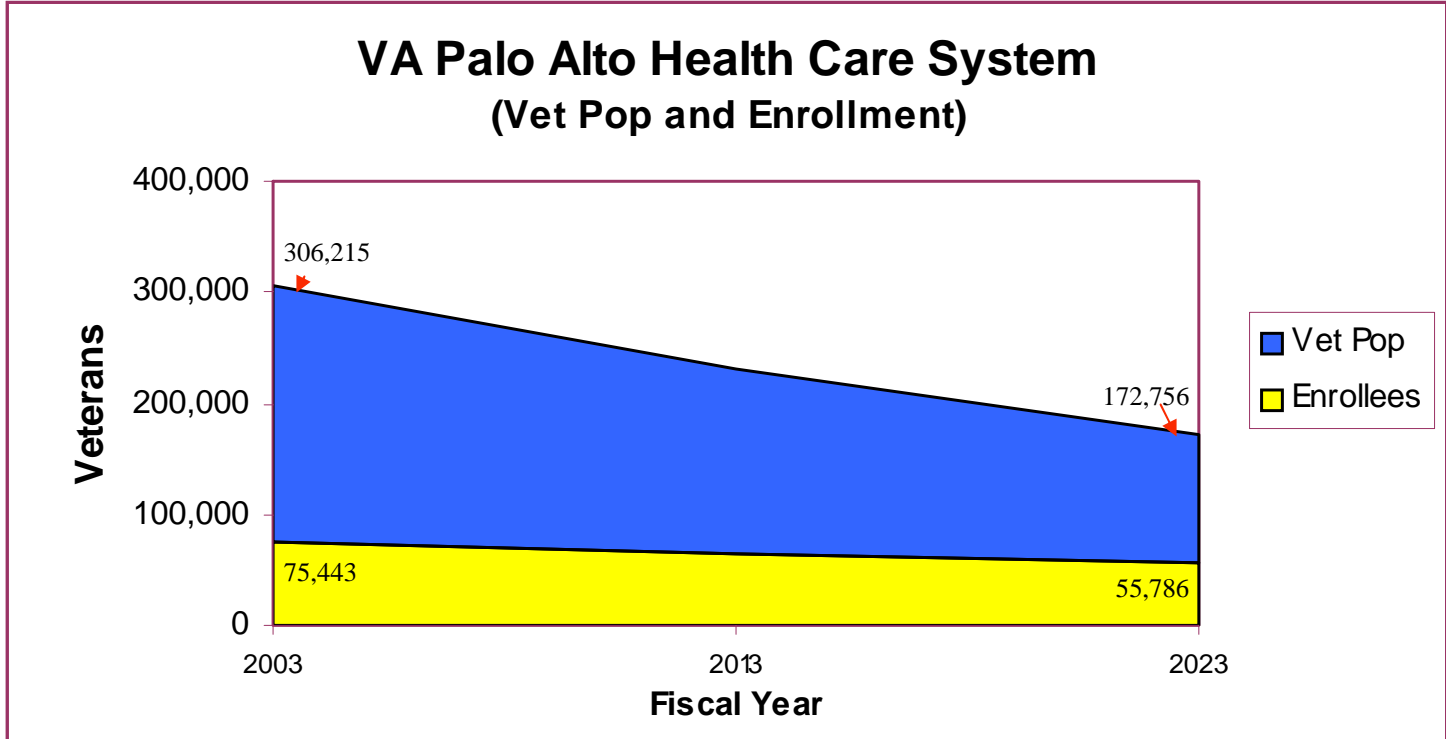


Veterans Living in VAPAHCS' Catchment Area

Population and Enrollee Projections

Addressing the Challenges

VA Palo Alto Health Care System's veteran population is projected to decline from 300,000 to 173,000 veterans by 2023



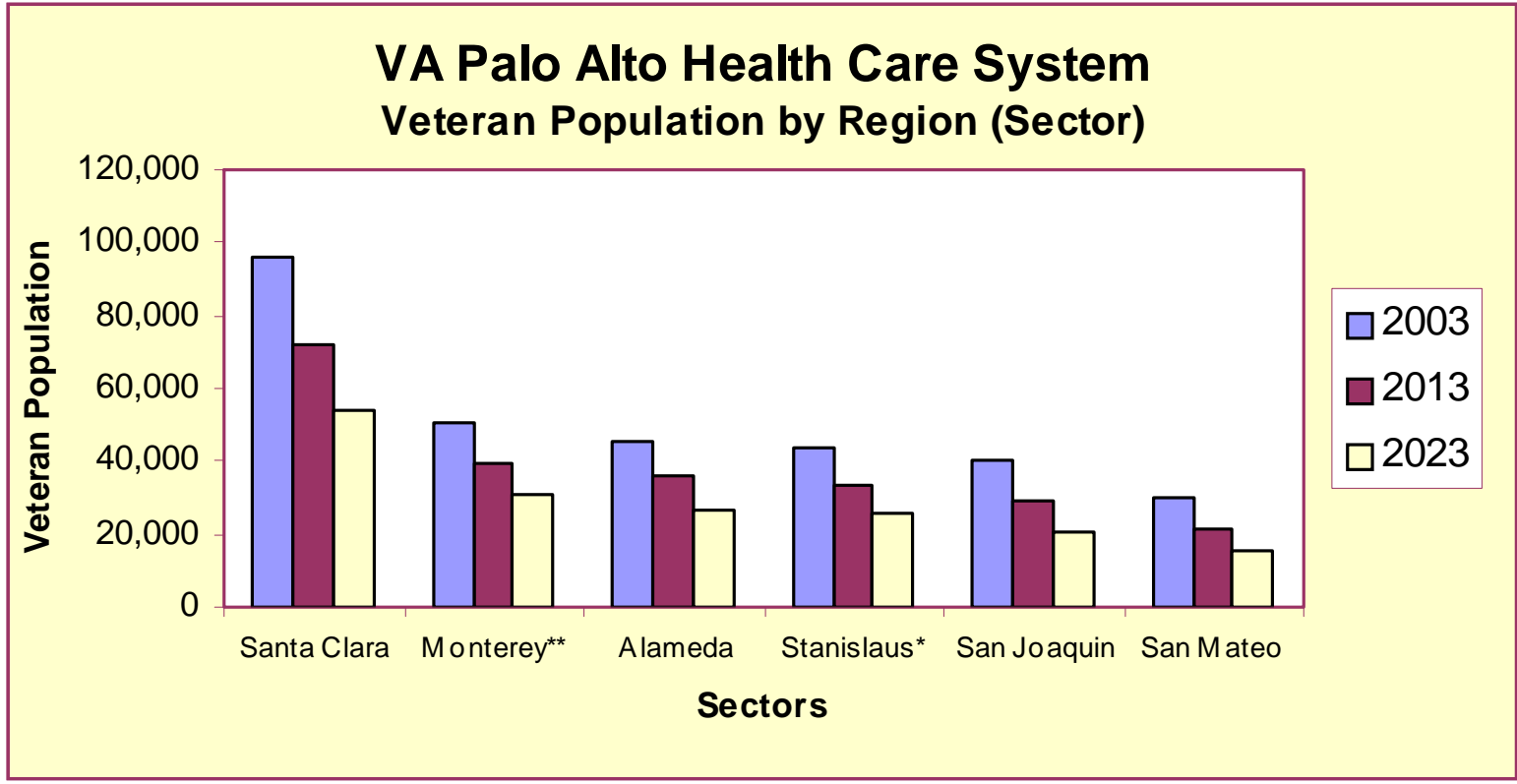


Veterans Living in VAPAHCS' Catchment Area

County Vetpop Projections

Addressing the Challenges

VA Palo Alto Health Care System's 10-county, 13,500 square mile catchment area has several large population centers



*Stanislaus projections combined with Tuolumne and Calaveras

** Monterey projections combined with San Benito and Santa Cruz

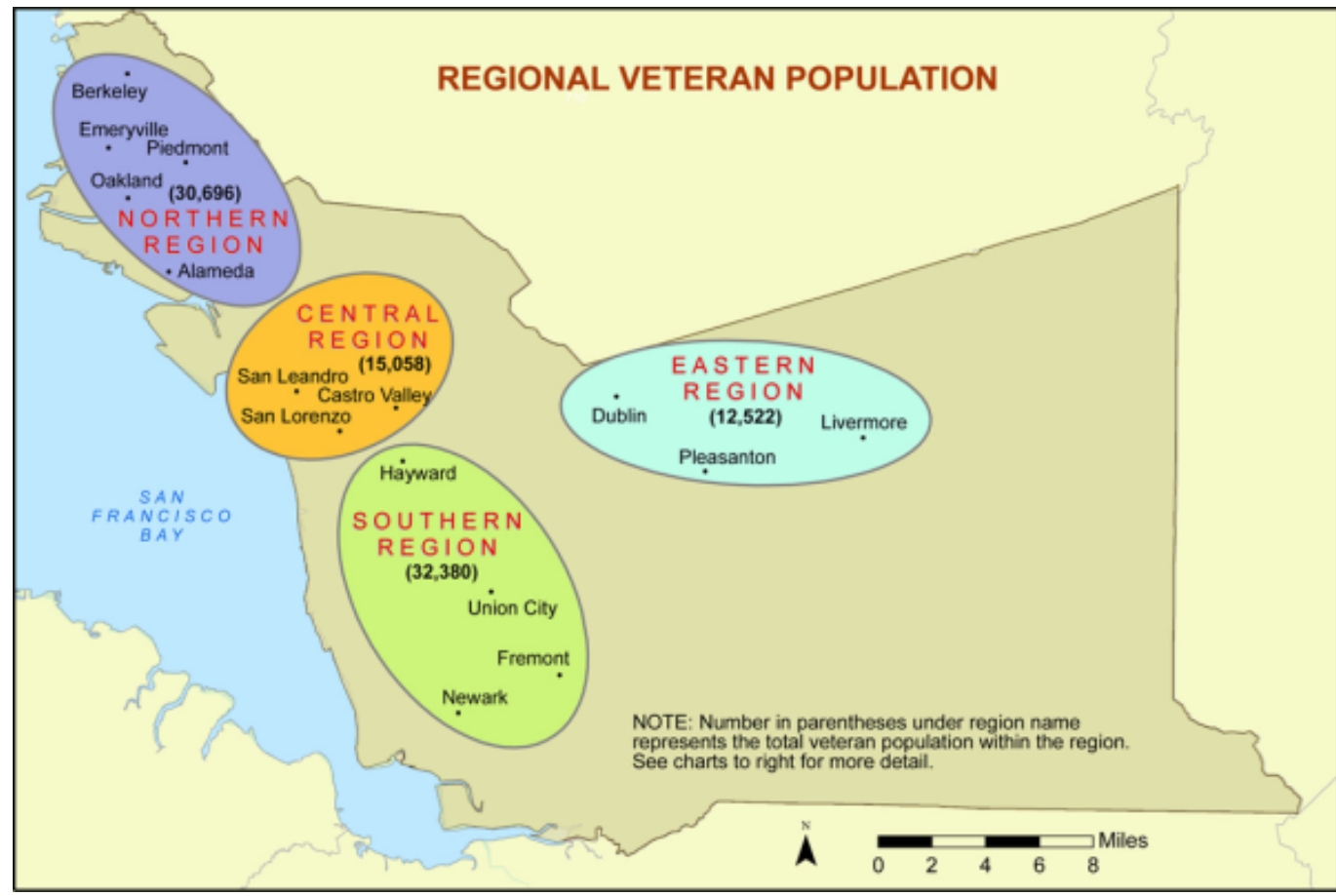


Today, the Livermore Division provides outpatient and nursing home care for veterans residing in Alameda and surrounding counties

- ❖ In FY03, just under 96,000 veterans lived in Alameda County, of which over 11,000 veterans utilized VA healthcare
- ❖ Alameda County's largest veteran populations live in cities surrounding Hayward and Oakland
- ❖ Today, VA operates outpatient clinics in Livermore and Oakland

Addressing the Challenges

Alameda County's largest veteran populations reside in the Southern and Northern regions





Today, the Livermore Division provides outpatient and nursing home care for veterans residing in Central Valley counties

- ❖ Over 85,000 veterans live in the Central Valley Counties of San Joaquin, Stanislaus, Tuolumne, and Calaveras
- ❖ In the late 1990s, VA opened primary care and mental health outpatient clinics in Modesto, Stockton, and Sonora to meet the healthcare needs of this veteran population
- ❖ Today, over 12,000 veterans use VA clinics in Modesto, Stockton and Sonora annually

Central Valley Regional Veteran Demographic Map

San Joaquin

Vet Pop: 42,446

Calaveras

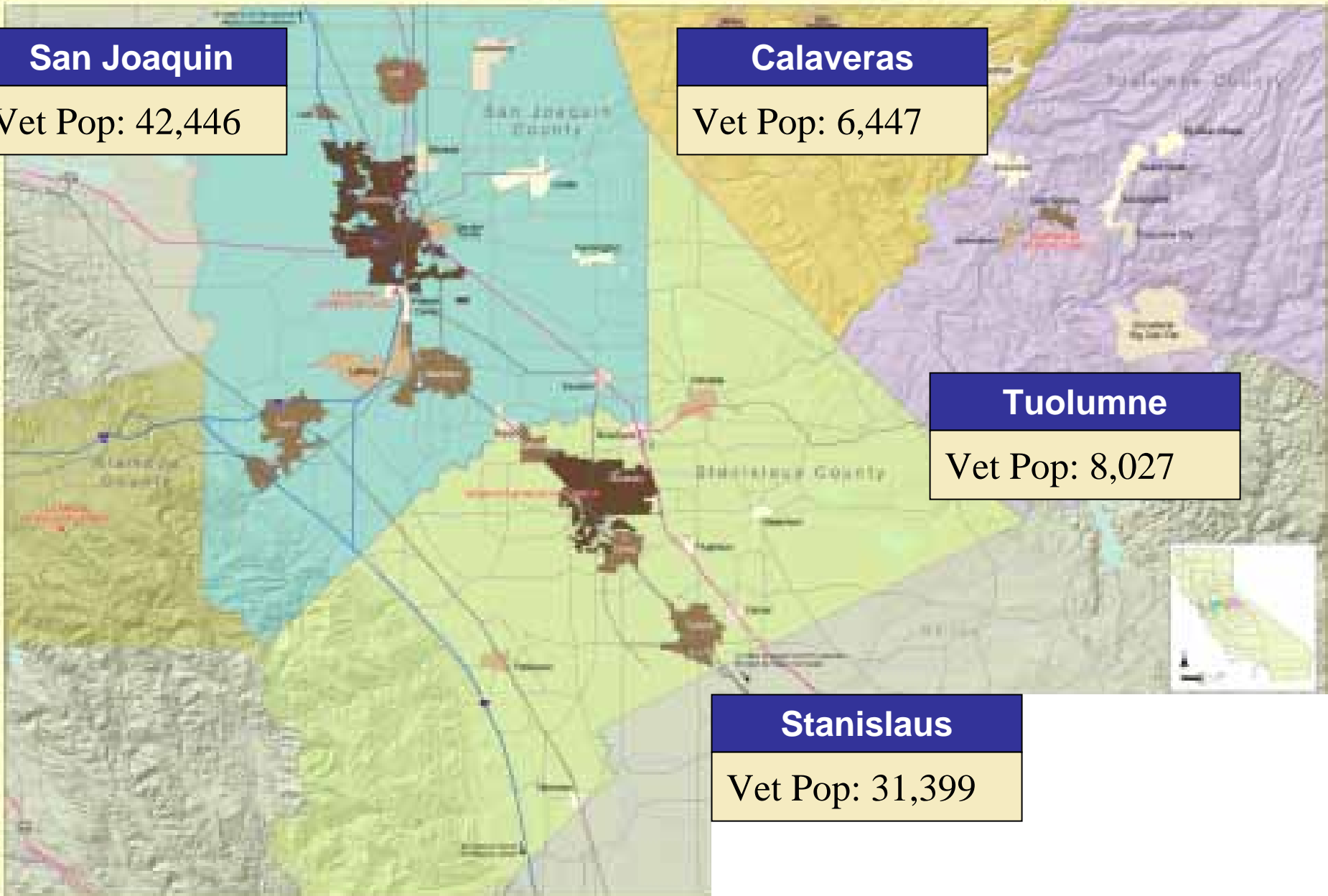
Vet Pop: 6,447

Tuolumne

Vet Pop: 8,027

Stanislaus

Vet Pop: 31,399





Livermore Division Overview



Livermore Division Nursing Home

(Overview and Statistics)

Addressing the Challenges

The Livermore Division provides subspecialty and nursing home care for veterans residing in Alameda and Central Valley counties

- ❖ Livermore Division opened in 1929 as a TB hospital
- ❖ In FY04, Livermore Division treated 12,045 veterans
- ❖ Livermore Division provides primary and specialty care services for veterans residing in Alameda and Central Valley counties (Counties)
- ❖ Most veterans utilizing Livermore today commute more than 30 minutes to receive medical care
- ❖ Livermore Division operates a 120-bed nursing home constructed in 1982 and a 30-bed sub-acute unit

Livermore Division's 120-bed nursing home care unit admits patients from Alameda and Central Valley Counties

- ❖ In Fiscal Year 2004:
 - 550 veterans were admitted to the Livermore Division
 - 35,824 nursing home care unit bed days of care (BDOC)
 - The 120-bed nursing home's Average Daily Census (ADC) was 98
 - 5 percent of Livermore Division's veterans were admitted for nursing home care (550/12,045)



Livermore Division Nursing Home

(Historical Nursing Home Bed Requirements)

Addressing the Challenges

Livermore Division's historical workload supports 105 nursing home beds

