

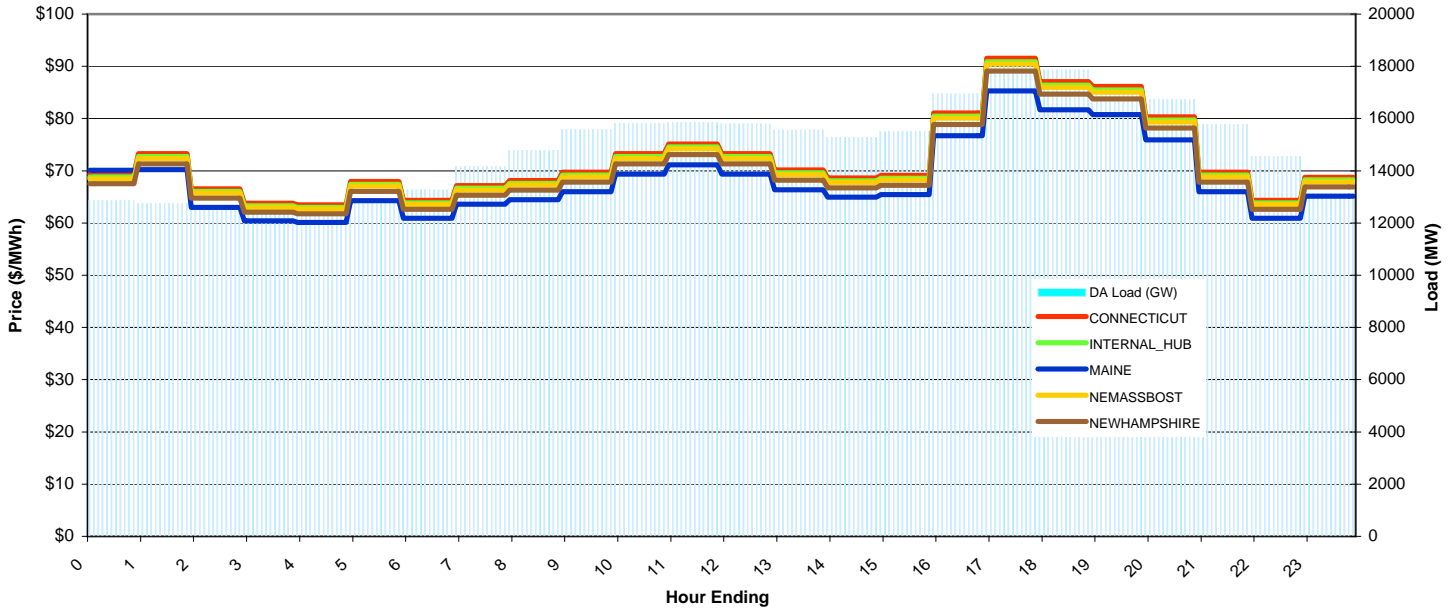
# ISO-NE Daily Report

Report for 01/01/2009

Price Color Codes: <=0 >=100 >=200

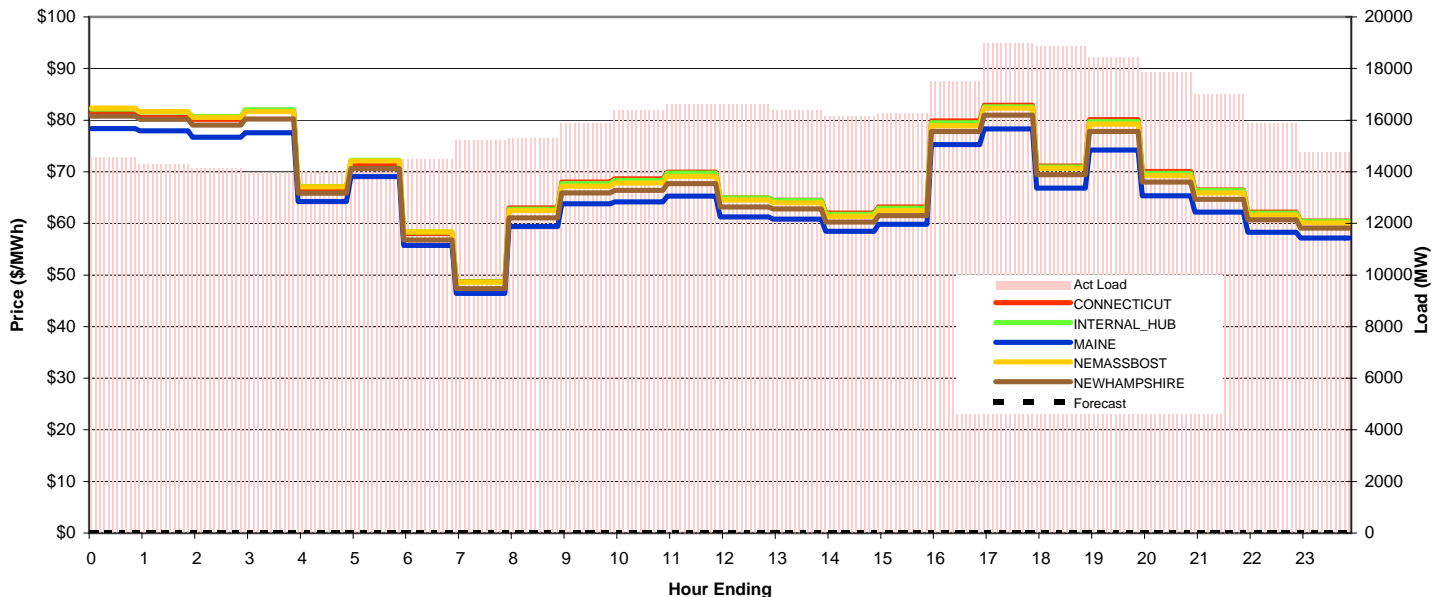
## Day-Ahead Prices and Cleared Load

	HE1	HE2	HE3	HE4	HE5	HE6	HE7	HE8	HE9	HE10	HE11	HE12	HE13	HE14	HE15	HE16	HE17	HE18	HE19	HE20	HE21	HE22	HE23	HE24	avg all/peak
CONNECTICUT	69.34	73.31	66.55	63.81	63.49	67.93	64.35	67.16	68.12	69.70	73.30	75.14	73.30	70.13	68.60	69.11	81.07	91.57	87.07	86.13	80.35	69.70	64.35	68.77	72 / 75
NEMASSBOST	68.47	72.39	65.72	63.01	62.7	67.08	63.55	66.32	67.27	68.83	72.39	74.2	72.39	69.25	67.74	68.25	80.06	90.43	85.98	85.06	79.35	68.83	63.55	67.92	71 / 74
NEWHAMPSHIRE	67.55	71.34	64.75	62.08	61.77	66.08	62.6	65.34	66.27	67.81	71.31	73.1	71.31	68.22	66.73	67.23	78.86	89.08	84.7	83.79	78.17	67.81	62.6	66.91	70 / 73
MAINE	70.10	70.25	63.00	60.40	60.11	64.30	60.92	63.58	64.48	65.98	69.39	71.13	69.39	66.39	64.94	65.42	76.74	85.28	81.65	80.74	75.93	65.98	60.92	65.11	68 / 70
INTERNAL_HUB	68.8	72.74	66.04	63.31	63	67.4	63.85	66.64	67.59	69.16	72.73	74.55	72.73	69.58	68.06	68.57	80.43	90.86	86.39	85.46	79.72	69.16	63.85	68.24	72 / 74
DA Load (GW)	12.9	12.7	12.5	12.4	12.3	12.8	13.3	14.2	14.8	15.6	15.8	15.8	15.8	15.6	15.3	15.5	16.9	18.1	17.9	17.1	16.7	15.8	14.5	13.1	



## Preliminary Real-Time Prices with Forecasted and Actual System Load

	HE1	HE2	HE3	HE4	HE5	HE6	HE7	HE8	HE9	HE10	HE11	HE12	HE13	HE14	HE15	HE16	HE17	HE18	HE19	HE20	HE21	HE22	HE23	HE24	avg all/peak
CONNECTICUT	81.25	80.54	80.19	81.81	66.68	71.59	58.04	48.72	63.01	68.01	68.61	69.93	64.92	64.47	62.00	63.18	79.83	82.87	71.08	80.10	70.03	66.47	62.18	60.46	69 / 68
NEMASSBOST	82.36	81.66	80.56	81.68	67.05	72.08	58.33	48.59	62.48	67.23	67.8	69.14	64.51	64	61.37	62.52	78.94	82.32	70.67	79.25	69.22	65.88	61.62	60.09	69 / 67
NEWHAMPSHIRE	80.76	80.18	79.07	80.21	65.85	70.61	56.79	47.38	61.09	65.91	66.42	67.69	63.2	62.78	60.24	61.51	77.81	80.99	69.41	77.82	68.02	64.66	60.68	59.11	68 / 66
MAINE	78.34	77.94	76.72	77.55	64.20	88.00	55.73	46.44	59.40	63.79	64.16	65.27	61.25	60.79	58.44	59.81	75.29	78.30	66.82	74.19	65.35	62.19	58.25	57.15	66 / 64
INTERNAL_HUB	82.17	81.61	80.73	82	67.17	72.2	58.36	48.69	62.76	67.7	68.35	69.72	64.94	64.42	61.77	62.92	79.45	82.58	70.9	79.74	69.71	66.33	62.02	60.4	69 / 68
Forecast	0.00	0.00	0.00	0.00	0.00	0.00	0.00	0.00	0.00	0.00	0.00	0.00	0.00	0.00	0.00	0.00	0.00	0.00	0.00	0.00	0.00	0.00	0.00	0.00	0 / 0
(RT) - (DA Load)	1.71	1.53	1.59	1.61	1.68	1.47	1.20	1.03	0.52	0.31	0.55	0.78	0.80	0.83	0.87	0.75	0.55	0.86	0.99	1.35	1.12	1.23	1.34	1.59	



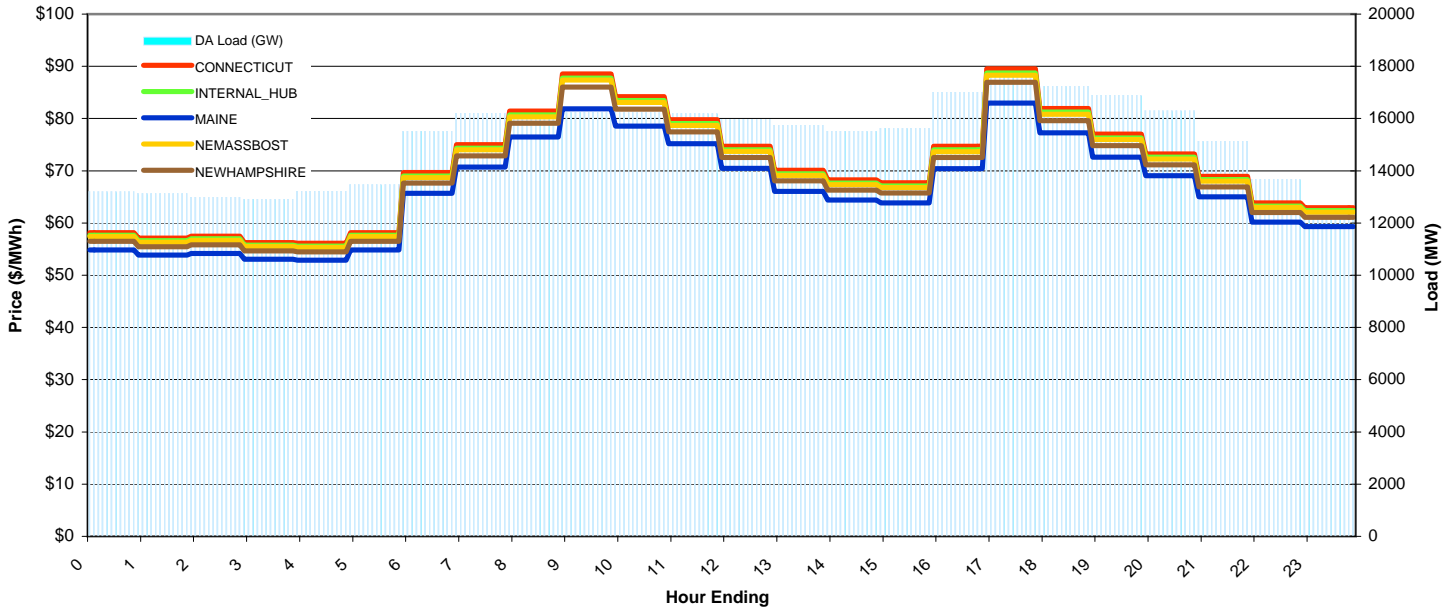
# ISO-NE Daily Report

Report for 01/02/2009

Price Color Codes: <=0 >=100 >=200

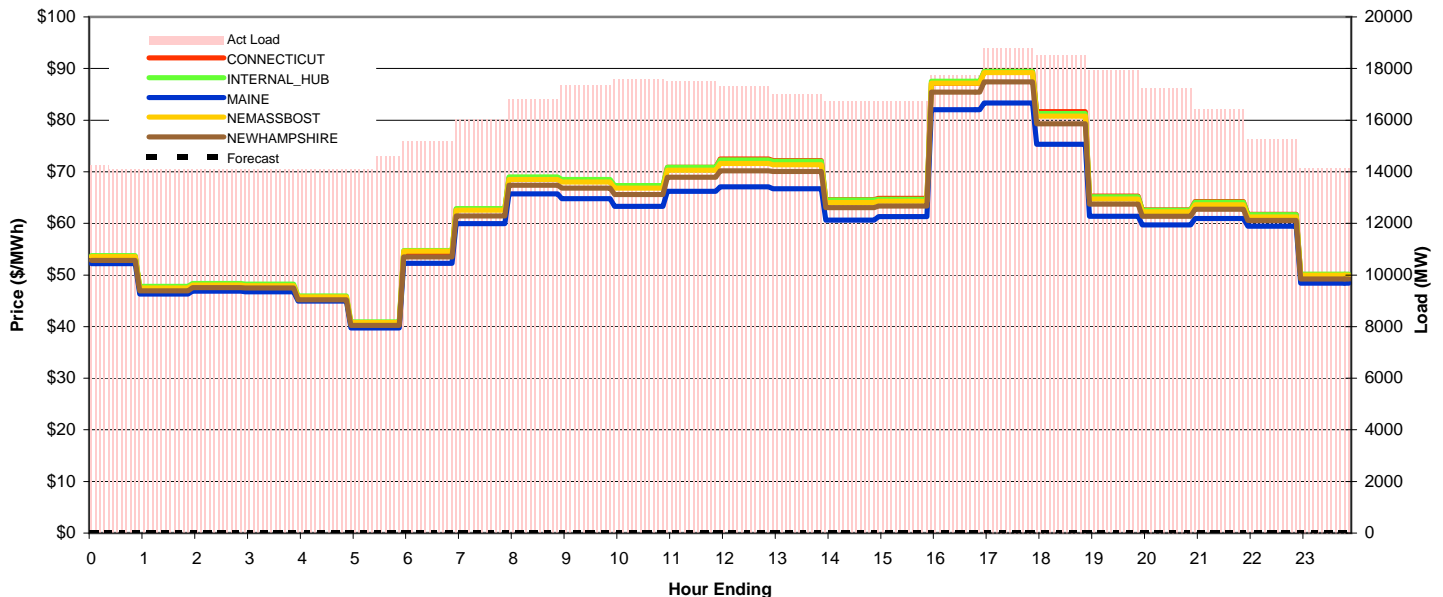
## Day-Ahead Prices and Cleared Load

	HE1	HE2	HE3	HE4	HE5	HE6	HE7	HE8	HE9	HE10	HE11	HE12	HE13	HE14	HE15	HE16	HE17	HE18	HE19	HE20	HE21	HE22	HE23	HE24	avg all/peak
CONNECTICUT	58.17	57.10	57.47	56.28	56.10	58.17	69.64	75.00	81.44	88.56	84.21	79.75	74.71	70.08	68.27	67.70	74.67	89.52	81.95	77.00	73.24	68.93	63.82	62.93	71 / 76
NEMASSBOST	57.39	56.33	56.7	55.53	55.34	57.39	68.7	73.99	80.34	87.37	83.07	78.67	73.7	69.14	67.35	66.79	73.66	88.32	80.85	75.97	72.26	68	62.96	62.08	70 / 75
NEWHAMPSHIRE	56.49	55.45	55.82	54.66	54.48	56.49	67.63	72.84	79.09	86.01	81.78	77.45	72.56	68.06	66.31	65.75	72.52	86.94	79.59	74.79	71.13	66.94	61.99	61.12	69 / 74
MAINE	54.84	53.83	54.19	53.07	52.89	54.84	65.66	70.72	76.45	81.85	78.55	75.17	70.44	66.07	64.37	63.83	70.40	82.97	77.24	72.60	69.06	64.99	60.17	59.33	66 / 72
INTERNAL_HUB	57.65	56.59	56.96	55.78	55.6	57.65	69.02	74.33	80.71	87.77	83.45	79.03	74.04	69.45	67.66	67.09	74	88.72	81.22	76.31	72.59	68.31	63.25	62.37	70 / 75
DA Load (GW)	13.2	13.1	13.0	12.9	13.2	13.5	15.5	16.2	16.3	16.3	16.2	16.2	16.0	15.7	15.5	15.6	17.0	17.7	17.2	16.9	16.3	15.1	13.7	12.1	



## Preliminary Real-Time Prices with Forecasted and Actual System Load

	HE1	HE2	HE3	HE4	HE5	HE6	HE7	HE8	HE9	HE10	HE11	HE12	HE13	HE14	HE15	HE16	HE17	HE18	HE19	HE20	HE21	HE22	HE23	HE24	avg all/peak
CONNECTICUT	53.56	47.47	47.94	47.88	45.51	40.41	54.35	62.74	68.77	68.28	67.11	70.85	72.46	72.15	64.63	64.83	87.17	89.48	81.65	65.31	62.60	64.21	61.76	50.08	63 / 70
NEMASSBOST	53.54	47.51	48.07	47.91	45.73	40.8	54.6	62.53	68.52	68.02	66.81	70.29	71.58	71.38	64.06	64.28	87.19	89.23	80.77	64.75	62.27	63.62	61.28	49.94	63 / 70
NEWHAMPSHIRE	52.85	46.94	47.58	47.46	45.21	40.23	53.5	61.41	67.36	66.84	65.59	68.93	70.2	70.04	63.07	63.39	85.44	87.41	79.3	63.71	61.36	62.72	60.57	49.23	62 / 69
MAINE	52.20	46.34	46.88	46.77	44.95	38.00	52.24	59.96	65.69	64.79	63.31	66.22	67.10	66.68	60.62	61.30	82.02	83.32	75.31	61.38	59.68	60.97	59.45	48.40	62 / 66
INTERNAL_HUB	53.78	47.79	48.35	48.21	45.96	40.92	54.76	62.89	68.98	68.49	67.31	70.86	72.26	72.02	64.53	64.69	87.52	89.48	81.29	65.15	62.57	64.08	61.67	50.15	63 / 70
Forecast	0.00	0.00	0.00	0.00	0.00	0.00	0.00	0.00	0.00	0.00	0.00	0.00	0.00	0.00	0.00	0.00	0.00	0.00	0.00	0.00	0.00	0.00	0.00	0.00	0 / 0
(RT) - (DA Load)	1.06	1.34	1.39	1.38	1.16	1.11	-0.35	-0.18	0.50	1.10	1.35	1.32	1.32	1.25	1.21	1.08	0.73	1.09	1.29	1.03	0.95	1.28	1.58	2.03	



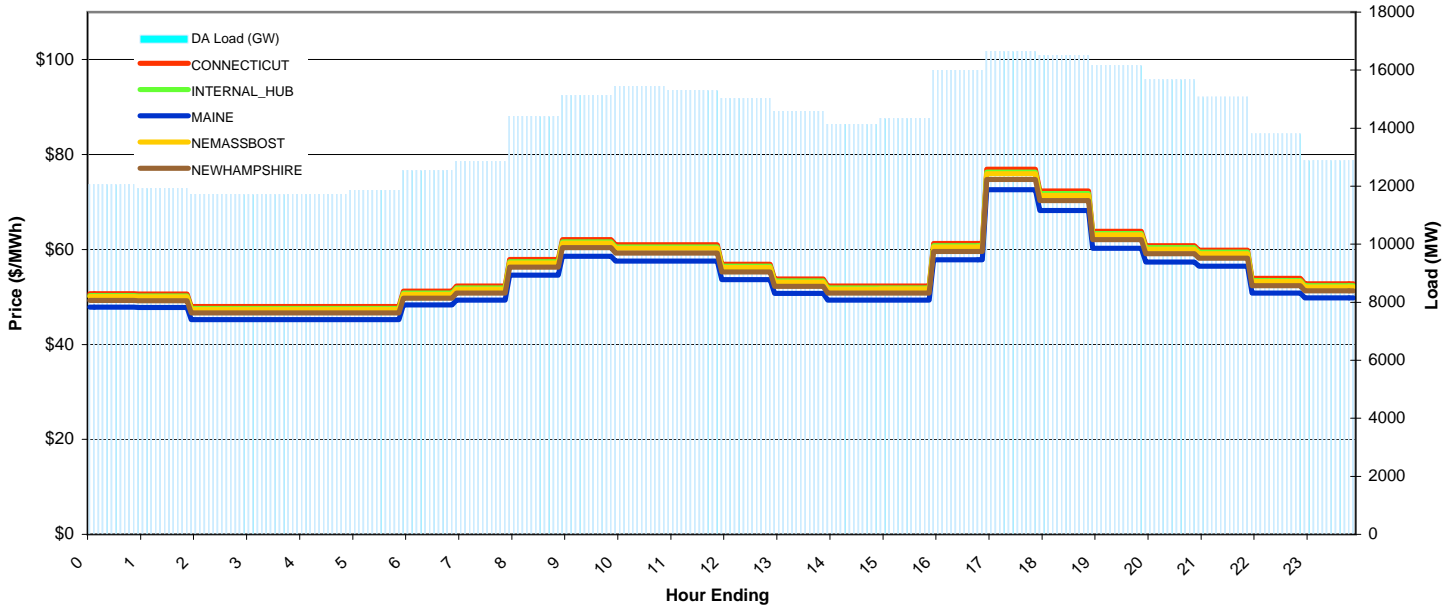
# ISO-NE Daily Report

## Report for 01/03/2009

Price Color Codes: <=0 >=100 >=200

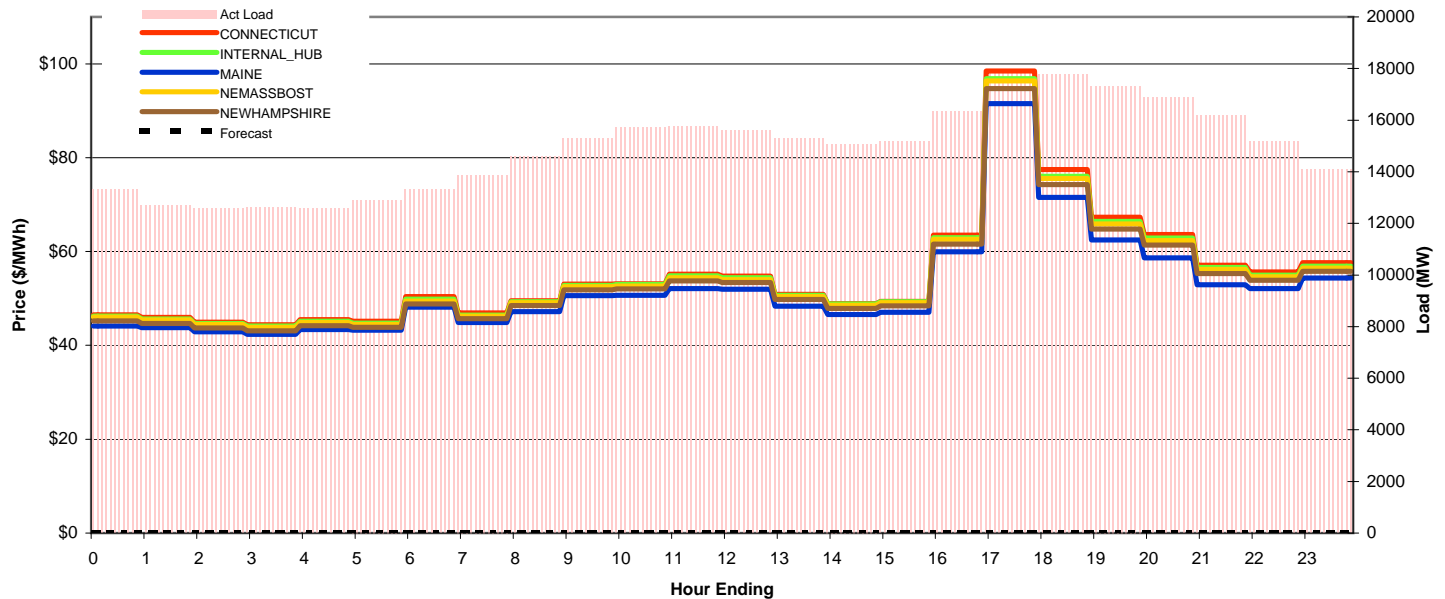
### Day-Ahead Prices and Cleared Load

	HE1	HE2	HE3	HE4	HE5	HE6	HE7	HE8	HE9	HE10	HE11	HE12	HE13	HE14	HE15	HE16	HE17	HE18	HE19	HE20	HE21	HE22	HE23	HE24	avg all/peak
CONNECTICUT	50.70	50.63	47.97	47.97	47.97	47.97	51.21	52.31	57.89	62.11	61.00	61.00	56.90	53.78	52.31	52.32	61.30	76.92	72.31	63.85	60.83	59.88	53.90	52.78	56 / 60
NEMASSBOST	50.07	50	47.37	47.37	47.37	47.37	50.58	51.66	57.17	61.34	60.24	60.24	56.2	53.11	51.66	51.67	60.54	75.97	71.41	63.06	60.08	59.14	53.23	52.12	56 / 59
NEWHAMPSHIRE	49.27	49.2	46.61	46.61	46.61	46.61	49.77	50.83	56.26	60.36	59.28	59.28	55.3	52.26	50.83	50.84	59.57	74.75	70.27	62.05	59.11	58.19	52.37	51.29	55 / 58
MAINE	47.83	47.76	45.25	45.25	45.25	45.25	48.31	49.34	54.61	58.59	57.54	57.54	53.68	50.73	49.34	49.35	57.83	72.56	68.21	60.23	57.38	56.49	50.84	49.78	53 / 57
INTERNAL_HUB	50.31	50.24	47.6	47.6	47.6	47.6	50.82	51.9	57.45	61.63	60.53	60.53	56.47	53.36	51.9	51.91	60.83	76.33	71.75	63.36	60.36	59.42	53.48	52.37	56 / 59
DA Load (GW)	12.1	11.9	11.7	11.7	11.7	11.9	12.5	12.8	14.4	15.1	15.4	15.3	15.0	14.6	14.1	14.3	16.0	16.6	16.5	16.2	15.7	15.1	13.8	12.9	



### Preliminary Real-Time Prices with Forecasted and Actual System Load

	HE1	HE2	HE3	HE4	HE5	HE6	HE7	HE8	HE9	HE10	HE11	HE12	HE13	HE14	HE15	HE16	HE17	HE18	HE19	HE20	HE21	HE22	HE23	HE24	avg all/peak
CONNECTICUT	46.50	45.93	44.97	44.37	45.48	45.14	50.42	46.93	49.52	53.06	53.15	55.14	54.73	50.86	48.93	49.36	63.48	98.45	77.45	67.28	63.63	57.07	55.67	57.64	55 / 59
NEMASSBOST	46.02	45.41	44.45	43.84	44.86	44.46	49.47	46.21	49.1	52.48	52.65	54.43	54.04	50.38	48.57	49.13	62.59	96.37	75.58	65.91	62.33	56.17	54.62	56.48	54 / 58
NEWHAMPSHIRE	45.18	44.65	43.72	43.13	44.16	43.82	48.84	45.66	48.48	51.86	52	53.77	53.41	49.75	47.9	48.45	61.58	94.7	74.29	64.8	61.41	55.32	53.86	55.76	54 / 57
MAINE	44.12	43.75	42.92	42.34	43.34	88.00	48.16	44.86	47.22	50.58	50.70	52.09	51.94	48.34	46.55	47.08	59.93	91.49	71.53	62.45	58.68	52.93	52.11	54.33	54 / 56
INTERNAL_HUB	46.25	45.63	44.68	44.09	45.14	44.73	49.82	46.47	49.31	52.81	52.96	54.8	54.42	50.68	48.81	49.31	62.97	96.82	76.02	66.4	62.87	56.58	54.99	56.88	55 / 59
Forecast	0.00	0.00	0.00	0.00	0.00	0.00	0.00	0.00	0.00	0.00	0.00	0.00	0.00	0.00	0.00	0.00	0.00	0.00	0.00	0.00	0.00	0.00	0.00	0.00	0 / 0
(RT) - (DA Load)	1.27	0.77	0.87	0.90	0.87	1.04	0.79	1.03	0.19	0.16	0.26	0.45	0.56	0.69	0.94	0.83	0.32	1.16	1.23	1.16	1.21	1.12	1.38	1.22	



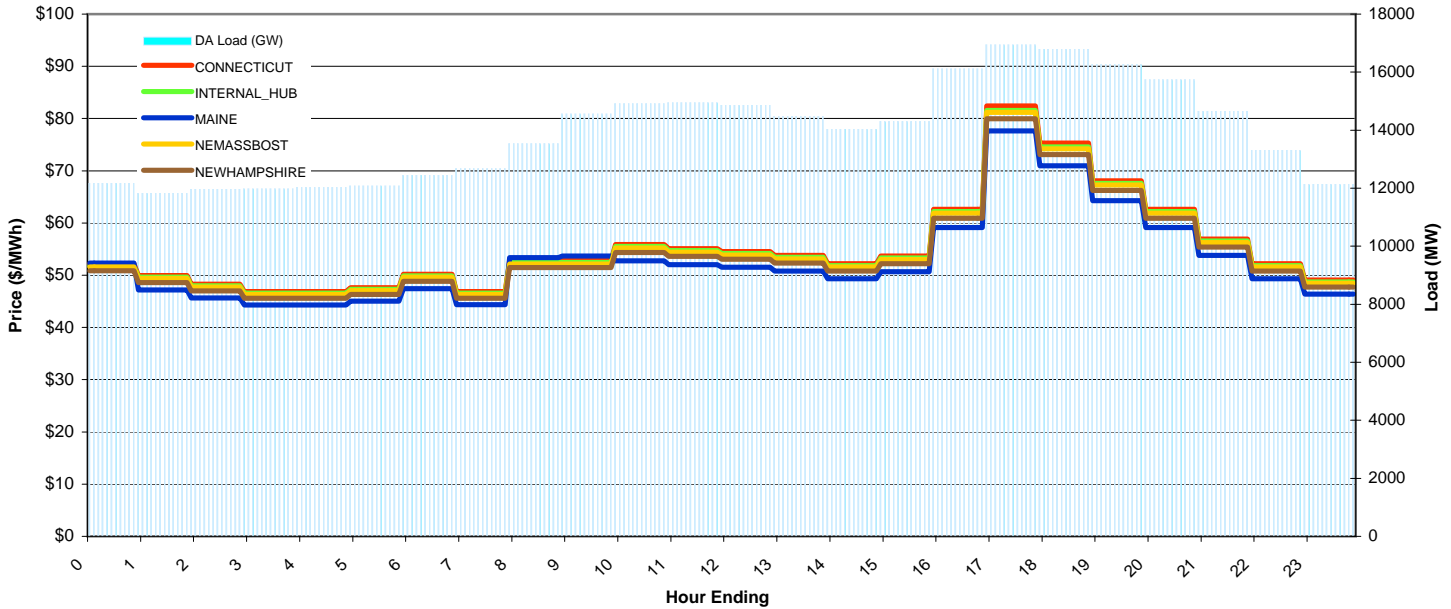
# ISO-NE Daily Report

Report for 01/04/2009

Price Color Codes: <=0 >=100 >=200

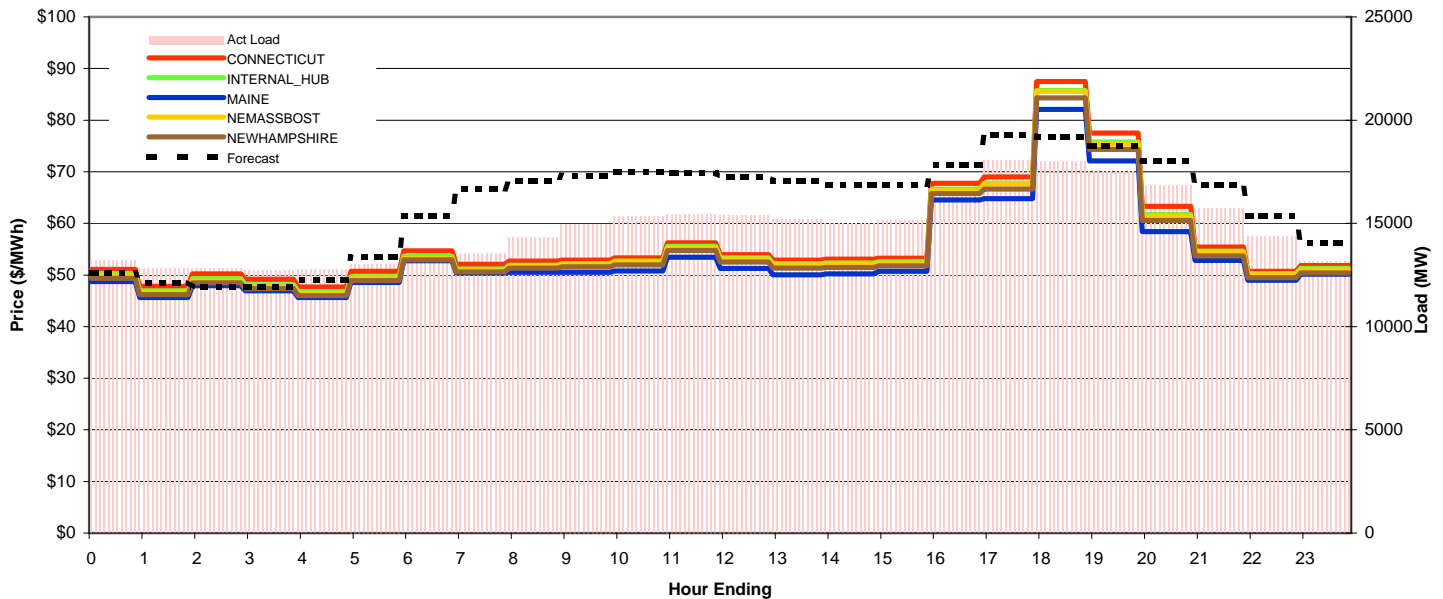
## Day-Ahead Prices and Cleared Load

	HE1	HE2	HE3	HE4	HE5	HE6	HE7	HE8	HE9	HE10	HE11	HE12	HE13	HE14	HE15	HE16	HE17	HE18	HE19	HE20	HE21	HE22	HE23	HE24	avg all/peak
CONNECTICUT	52.20	49.95	48.31	46.87	46.87	47.64	50.21	46.87	52.79	52.80	55.87	55.09	54.52	53.79	52.20	53.65	62.61	82.40	75.32	68.06	62.61	56.95	52.19	49.07	55 / 59
NEMASSBOST	51.58	49.36	47.73	46.31	46.31	47.07	49.61	46.31	52.16	52.17	55.21	54.43	53.87	53.15	51.58	53.01	61.87	81.19	74.21	67.25	61.87	56.27	51.57	48.49	55 / 58
NEWHAMPSHIRE	50.87	48.6	47	45.6	45.6	46.35	48.85	45.61	51.45	51.47	54.36	53.6	53.04	52.34	50.79	52.2	60.92	79.94	73.07	66.22	60.92	55.41	50.78	47.75	54 / 57
MAINE	52.35	47.20	45.64	44.28	44.28	45.01	47.43	44.35	53.38	53.66	52.78	52.05	51.51	50.82	49.32	50.69	59.16	77.62	70.95	64.30	59.16	53.80	49.31	46.36	53 / 56
INTERNAL_HUB	51.84	49.61	47.97	46.55	46.55	47.31	49.86	46.55	52.43	52.44	55.49	54.71	54.14	53.42	51.84	53.28	62.18	81.57	74.56	67.59	62.18	56.56	51.83	48.73	55 / 58
DA Load (GW)	12.2	11.8	12.0	12.0	12.0	12.1	12.5	12.7	13.5	14.6	14.9	14.9	14.9	14.5	14.0	14.3	16.1	16.9	16.8	16.3	15.7	14.7	13.3	12.1	



## Preliminary Real-Time Prices with Forecasted and Actual System Load

	HE1	HE2	HE3	HE4	HE5	HE6	HE7	HE8	HE9	HE10	HE11	HE12	HE13	HE14	HE15	HE16	HE17	HE18	HE19	HE20	HE21	HE22	HE23	HE24	avg all/peak
CONNECTICUT	51.08	47.82	50.23	49.16	47.68	50.69	54.67	52.10	52.69	52.86	53.30	56.24	53.92	52.86	53.04	53.27	67.78	69.01	67.45	77.52	63.29	55.42	50.70	51.81	56 / 59
NEMASSBOST	49.88	46.59	48.88	47.7	46.37	49.27	53.21	50.84	51.62	51.98	52.46	55.27	53.06	51.95	52.05	52.27	66.36	67.65	85.55	75.41	61.31	54.34	50.06	50.95	55 / 58
NEWHAMPSHIRE	49.36	46.19	48.48	47.36	46.02	48.92	52.96	50.61	51.33	51.6	51.98	54.76	52.49	51.34	51.46	51.76	65.75	66.64	84.32	74.32	60.55	53.71	49.45	50.42	55 / 58
MAINE	48.75	45.63	47.93	46.96	45.65	88.00	52.78	50.39	50.54	50.55	50.76	53.43	51.24	50.04	50.19	50.74	64.51	64.76	82.06	72.12	58.39	52.84	49.00	50.14	55 / 56
INTERNAL_HUB	50.27	46.96	49.29	48.1	46.72	49.66	53.61	51.12	51.88	52.22	52.7	55.57	53.34	52.22	52.33	52.55	66.66	67.78	85.77	75.77	61.72	54.59	50.29	51.27	56 / 59
Forecast	12.58	12.13	11.94	11.92	12.25	13.36	15.36	16.67	17.05	17.31	17.46	17.44	17.26	17.07	16.84	16.88	17.83	19.30	19.21	18.75	18.02	16.88	15.36	14.02	16 / 17
(RT) - (DA Load)	1.02	1.01	0.86	0.74	0.74	0.95	0.85	0.86	0.81	0.41	0.41	0.51	0.54	0.70	0.95	0.84	0.38	1.09	1.20	1.25	1.11	1.07	1.06	1.04	



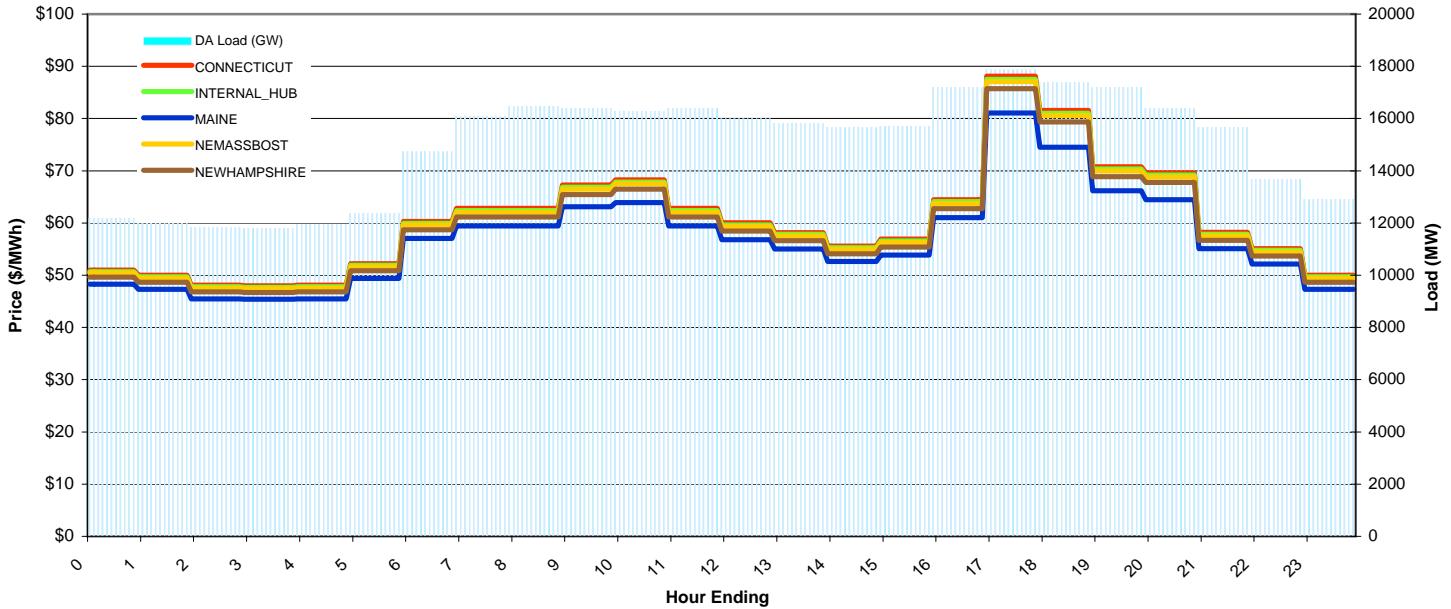
# ISO-NE Daily Report

Report for 01/05/2009

Price Color Codes: <=0 >=100 >=200

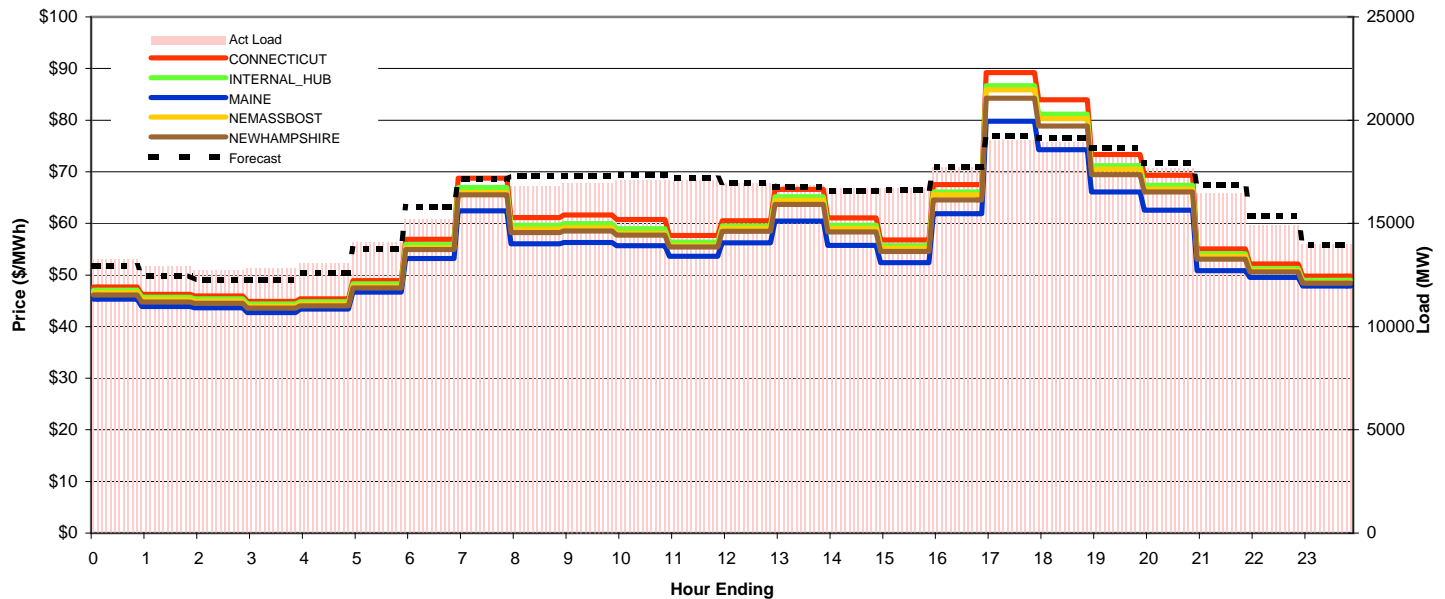
## Day-Ahead Prices and Cleared Load

	HE1	HE2	HE3	HE4	HE5	HE6	HE7	HE8	HE9	HE10	HE11	HE12	HE13	HE14	HE15	HE16	HE17	HE18	HE19	HE20	HE21	HE22	HE23	HE24	avg all/peak
CONNECTICUT	51.01	50.00	48.08	47.99	48.08	52.21	60.31	62.79	62.79	67.25	68.27	62.79	60.02	58.18	55.60	56.90	64.48	88.12	81.58	70.77	69.59	58.19	55.10	50.00	60 / 65
NEMASSBOST	50.43	49.43	47.53	47.45	47.54	51.62	59.63	62.08	62.08	66.49	67.5	62.08	59.34	57.52	54.97	56.26	63.74	87.07	80.58	69.97	68.8	57.53	54.48	49.43	60 / 64
NEWHAMPSHIRE	49.66	48.68	46.81	46.72	46.81	50.83	58.72	61.13	61.13	65.47	66.47	61.13	58.43	56.64	54.13	55.4	62.77	85.73	79.34	68.9	67.74	56.65	53.65	48.68	59 / 63
MAINE	48.26	47.31	45.49	45.41	45.49	49.40	57.06	59.41	59.41	63.11	63.89	59.41	56.79	55.05	52.61	53.84	61.00	81.08	74.54	66.19	64.48	55.06	52.13	47.31	57 / 61
INTERNAL_HUB	50.7	49.69	47.79	47.7	47.79	51.89	59.94	62.4	62.4	66.84	67.86	62.4	59.65	57.82	55.26	56.55	64.08	87.53	80.99	70.34	69.16	57.83	54.76	49.69	60 / 65
DA Load (GW)	12.2	12.0	11.8	11.8	11.9	12.4	14.7	16.1	16.5	16.4	16.3	16.4	16.0	15.8	15.7	15.7	17.2	17.9	17.4	17.2	16.4	15.7	13.7	12.9	



## Preliminary Real-Time Prices with Forecasted and Actual System Load

	HE1	HE2	HE3	HE4	HE5	HE6	HE7	HE8	HE9	HE10	HE11	HE12	HE13	HE14	HE15	HE16	HE17	HE18	HE19	HE20	HE21	HE22	HE23	HE24	avg all/peak
CONNECTICUT	47.69	46.24	45.92	44.91	45.38	48.92	56.90	68.78	61.11	61.62	60.77	57.68	60.52	66.61	61.09	56.81	67.49	89.24	83.93	73.36	69.34	55.06	52.16	49.80	60 / 65
NEMASSBOST	46.61	45.23	44.93	43.96	44.4	47.77	55.29	65.98	58.89	59.14	58.09	55.68	59.06	64.46	59.03	55.19	65.56	85.86	80.31	70.46	66.67	53.64	50.88	48.54	58 / 63
NEWHAMPSHIRE	46.13	44.75	44.49	43.56	44.04	47.46	54.91	65.54	58.24	58.52	57.74	55.44	58.45	63.7	58.33	54.54	64.55	84.28	78.85	69.45	66.11	53.09	50.57	48.42	57 / 62
MAINE	45.33	43.91	43.64	42.70	43.40	48.00	53.19	62.42	56.05	56.28	55.66	53.63	56.26	60.45	55.75	52.39	61.89	79.79	74.28	66.10	62.56	50.86	49.56	47.84	57 / 60
INTERNAL_HUB	47.06	45.67	45.36	44.39	44.84	48.28	55.92	66.94	59.65	59.94	58.93	56.33	59.5	65.13	59.66	55.69	66.08	86.64	81.18	71.2	67.42	54.12	51.25	48.96	58 / 64
Forecast	12.94	12.46	12.28	12.27	12.62	13.76	15.81	17.13	17.31	17.32	17.33	17.21	16.97	16.77	16.58	16.62	17.75	19.23	19.13	18.64	17.94	16.86	15.35	13.96	16 / 17
(RT) - (DA Load)	1.10	0.92	0.89	1.03	1.13	1.72	0.45	0.42	0.33	0.56	0.82	0.69	0.93	1.02	1.02	0.98	0.52	1.14	1.56	1.21	1.27	0.76	1.20	1.06	



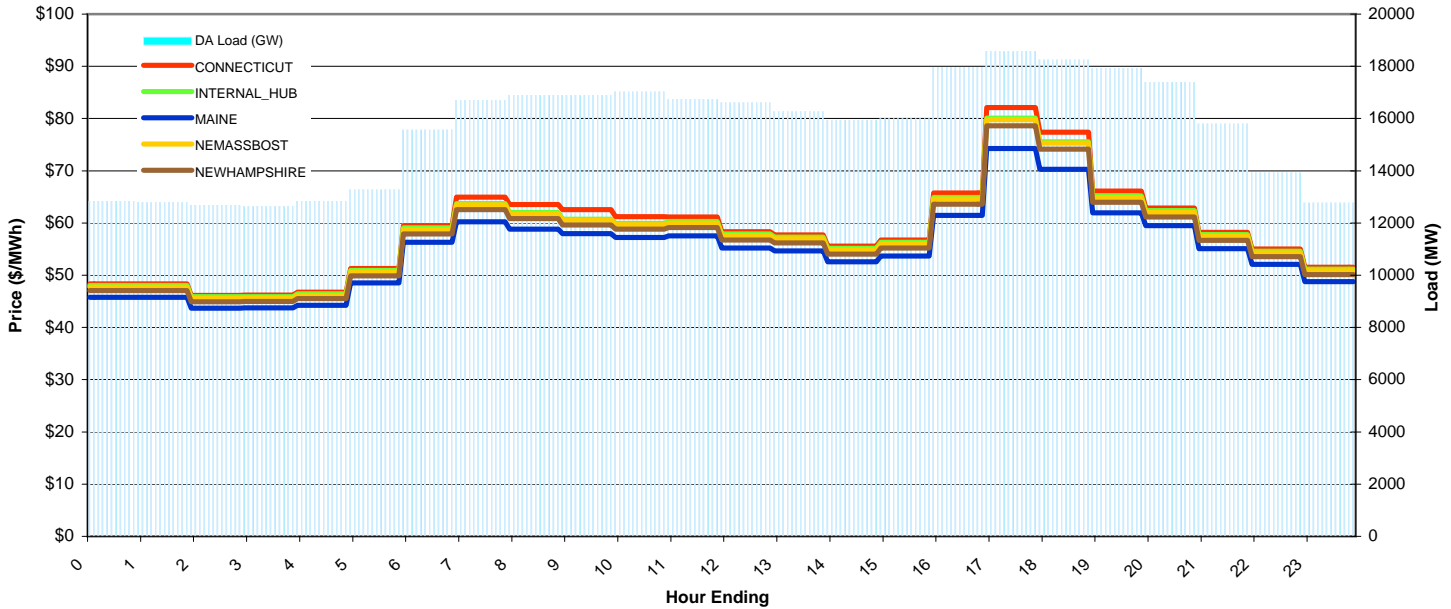
# ISO-NE Daily Report

Report for 01/06/2009

Price Color Codes: <=0 >=100 >=200

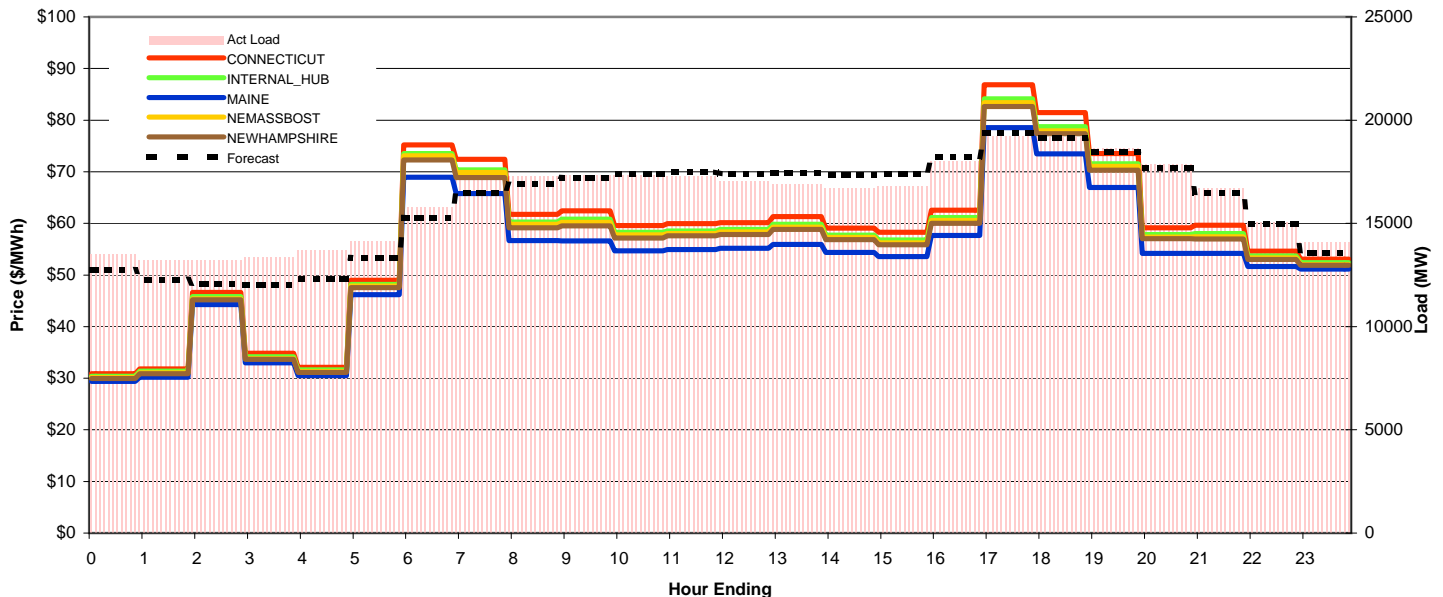
## Day-Ahead Prices and Cleared Load

	HE1	HE2	HE3	HE4	HE5	HE6	HE7	HE8	HE9	HE10	HE11	HE12	HE13	HE14	HE15	HE16	HE17	HE18	HE19	HE20	HE21	HE22	HE23	HE24	avg all/peak
CONNECTICUT	48.37	48.37	46.14	46.23	46.76	51.27	59.50	64.96	63.54	62.59	61.19	61.15	58.35	57.74	55.55	56.72	65.73	82.11	77.42	66.11	62.85	58.23	55.02	51.53	59 / 63
NEMASSBOST	47.75	47.75	45.56	45.64	46.16	50.61	58.73	63.47	61.77	60.52	59.7	60.01	57.59	56.99	54.84	55.99	64.56	79.79	75.29	64.88	62.04	57.48	54.31	50.87	58 / 62
NEWHAMPSHIRE	47.06	47.06	44.9	44.98	45.5	49.88	57.88	62.54	60.85	59.61	58.82	59.14	56.76	56.17	54.05	55.18	63.61	78.6	74.17	63.94	61.15	56.65	53.53	50.14	57 / 61
MAINE	45.78	45.78	43.68	43.76	44.26	48.53	56.31	60.22	58.84	57.97	57.22	57.53	55.22	54.65	52.58	53.68	61.47	74.24	70.27	61.92	59.49	55.11	52.08	48.77	55 / 59
INTERNAL_HUB	48.02	48.02	45.87	45.9	46.42	50.9	59.07	63.75	62	60.71	59.95	60.31	57.92	57.32	55.15	56.31	64.88	80.09	75.58	65.17	62.4	57.81	54.62	51.16	58 / 62
DA Load (GW)	12.8	12.8	12.7	12.6	12.8	13.3	15.6	16.7	16.9	16.9	17.0	16.7	16.6	16.3	15.9	16.0	18.0	18.6	18.2	17.9	17.4	15.8	13.9	12.8	



## Preliminary Real-Time Prices with Forecasted and Actual System Load

	HE1	HE2	HE3	HE4	HE5	HE6	HE7	HE8	HE9	HE10	HE11	HE12	HE13	HE14	HE15	HE16	HE17	HE18	HE19	HE20	HE21	HE22	HE23	HE24	avg all/peak
CONNECTICUT	30.86	31.80	46.62	34.85	32.09	48.97	75.19	72.40	61.75	62.43	59.59	59.94	60.15	61.32	59.10	58.27	62.58	86.84	81.46	73.53	59.14	59.61	54.61	53.05	58 / 65
NEMASSBOST	30.11	31.08	45.36	33.79	31.33	47.88	73.07	69.86	59.8	60.18	57.81	58.05	58.34	59.27	57.27	56.21	60.59	83.4	77.95	71.05	57.32	57.42	53.32	52.04	56 / 62
NEWHAMPSHIRE	29.94	30.86	45.17	33.69	31.11	47.53	72.31	68.9	59.13	59.49	57.14	57.57	57.86	58.82	56.84	55.86	60	82.66	77.37	70.31	57.05	56.97	53.02	51.86	55 / 62
MAINE	29.38	30.18	44.24	32.99	30.51	48.00	68.95	65.77	56.66	56.58	54.65	54.92	55.16	55.91	54.40	53.54	57.63	78.55	73.44	66.94	54.17	54.17	51.63	51.17	55 / 59
INTERNAL_HUB	30.37	31.35	45.84	34.19	31.64	48.2	73.55	70.39	60.28	60.8	58.28	58.55	58.84	59.83	57.74	56.76	61.1	84.15	78.74	71.53	57.82	58.03	53.69	52.4	56 / 63
Forecast	12.76	12.27	12.05	12.01	12.29	13.34	15.28	16.49	16.89	17.21	17.39	17.48	17.40	17.42	17.34	17.41	18.23	19.38	19.13	18.46	17.68	16.49	14.97	13.58	16 / 17
(RT) - (DA Load)	0.65	0.41	0.53	0.71	0.87	0.86	0.22	0.43	0.36	0.41	0.30	0.52	0.44	0.63	0.73	0.80	0.04	0.66	0.93	0.72	0.47	0.88	1.13	1.29	



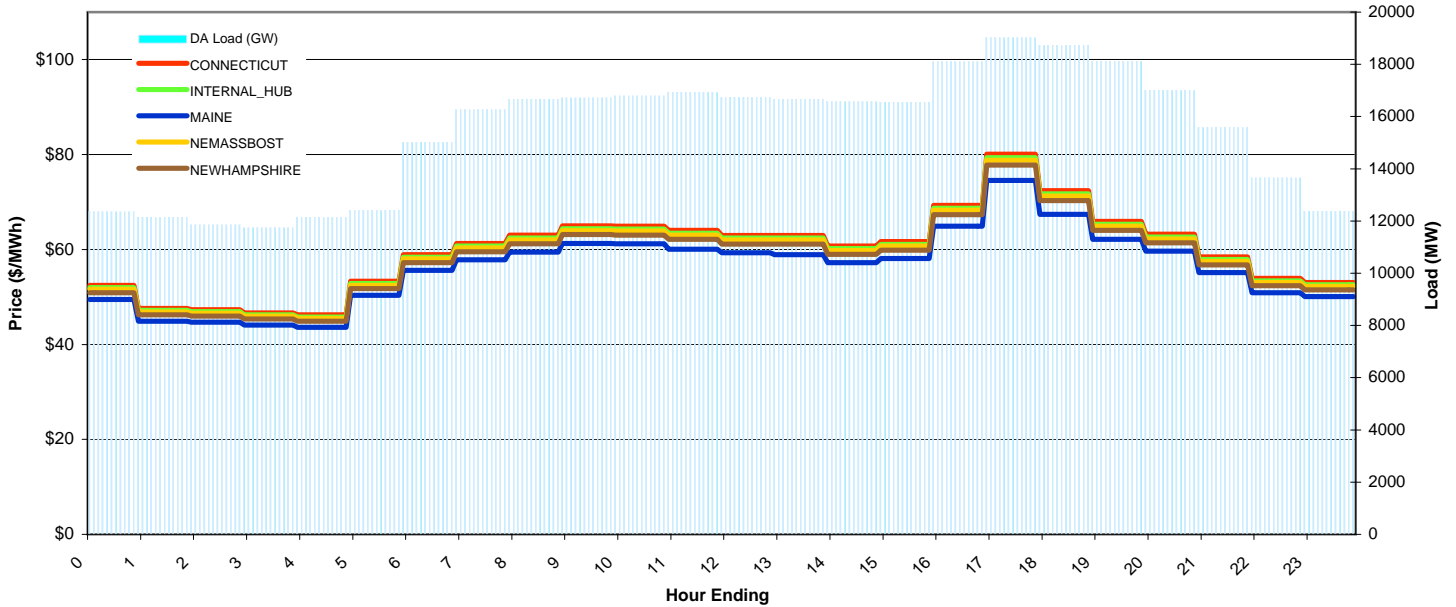
# ISO-NE Daily Report

Report for 01/07/2009

Price Color Codes: <=0 >=100 >=200

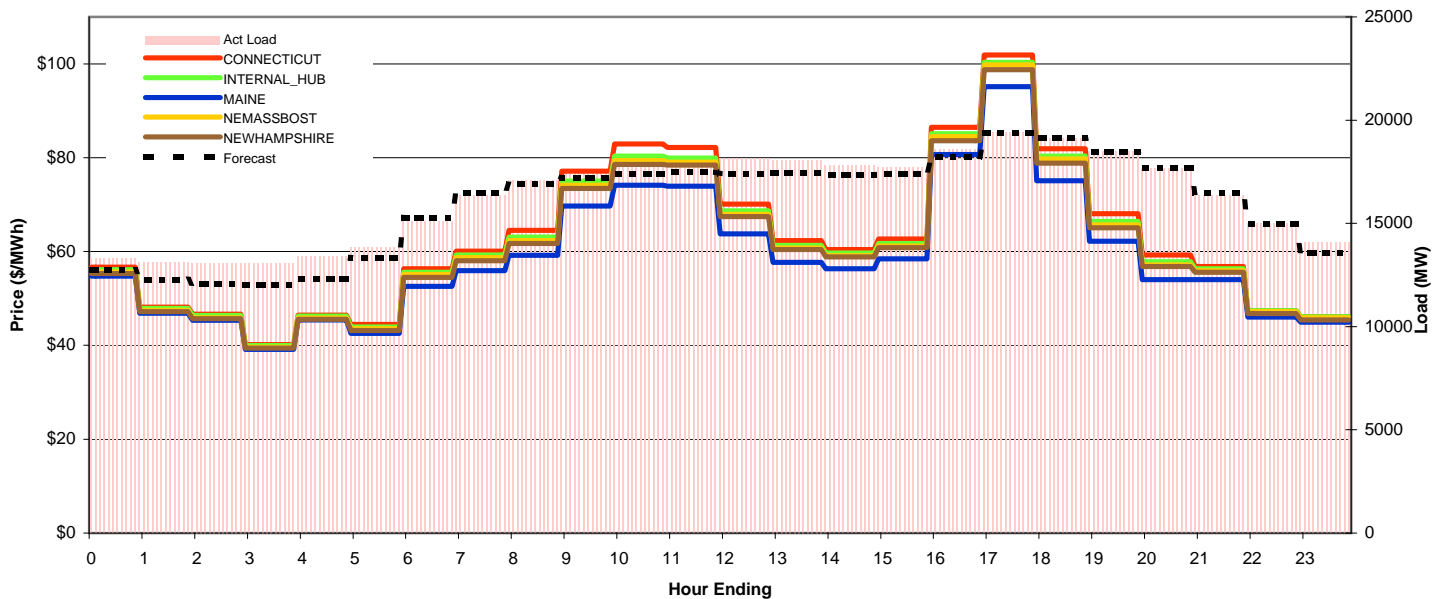
## Day-Ahead Prices and Cleared Load

	HE1	HE2	HE3	HE4	HE5	HE6	HE7	HE8	HE9	HE10	HE11	HE12	HE13	HE14	HE15	HE16	HE17	HE18	HE19	HE20	HE21	HE22	HE23	HE24	avg all/peak
CONNECTICUT	52.42	47.59	47.31	46.67	46.22	53.30	58.93	61.27	62.99	65.00	64.92	64.00	62.97	62.97	60.74	61.65	69.32	80.06	72.39	65.90	63.19	58.41	53.89	53.03	60 / 64
NEMASSBOST	51.61	46.85	46.58	45.94	45.5	52.47	58.02	60.32	62.01	63.99	63.91	63.01	61.99	61.99	59.8	60.7	68.25	78.82	71.27	64.88	62.21	57.5	53.06	52.21	59 / 63
NEWHAMPSHIRE	50.92	46.22	45.96	45.33	44.89	51.77	57.24	59.51	61.18	63.14	63.05	62.16	61.16	61.16	59	59.88	67.33	77.76	70.31	64.01	61.38	56.73	52.35	51.51	58 / 63
MAINE	49.49	44.92	44.67	44.06	43.63	50.32	55.64	57.84	59.47	61.24	61.18	60.08	59.30	58.90	57.21	58.13	64.92	74.58	67.40	62.12	59.66	55.14	50.88	50.07	56 / 61
INTERNAL_HUB	51.94	47.15	46.88	46.24	45.79	52.81	58.39	60.71	62.41	64.4	64.32	63.41	62.39	62.39	60.18	61.09	68.69	79.33	71.73	65.29	62.62	57.87	53.4	52.55	59 / 64
DA Load (GW)	12.4	12.1	11.9	11.7	12.1	12.4	15.0	16.3	16.7	16.7	16.8	16.9	16.7	16.7	16.6	16.6	18.1	19.0	18.7	18.1	17.0	15.6	13.6	12.4	



## Preliminary Real-Time Prices with Forecasted and Actual System Load

	HE1	HE2	HE3	HE4	HE5	HE6	HE7	HE8	HE9	HE10	HE11	HE12	HE13	HE14	HE15	HE16	HE17	HE18	HE19	HE20	HE21	HE22	HE23	HE24	avg all/peak
CONNECTICUT	56.69	48.18	46.65	40.18	46.44	44.43	56.35	60.08	64.51	77.12	82.92	82.20	70.08	62.33	60.45	62.69	86.50	101.86	81.88	68.07	59.24	56.82	47.39	46.10	63 / 70
NEMASSBOST	55.64	47.48	45.92	39.63	45.85	43.55	55.11	58.71	62.35	74.16	79.35	79.05	67.92	60.77	59.14	61.14	84.48	99.79	79.71	65.69	57.18	55.95	47.19	45.88	61 / 68
NEWHAMPSHIRE	55.33	47.2	45.71	39.4	45.53	43.17	54.46	58.06	61.73	73.44	78.59	78.41	67.43	60.44	58.86	60.86	83.58	98.72	78.86	65.09	56.79	55.57	46.8	45.44	61 / 68
MAINE	54.73	46.84	45.38	39.14	45.40	43.00	52.59	55.94	59.16	69.68	74.12	73.92	63.73	57.72	56.30	58.47	80.66	95.12	75.11	62.18	54.01	53.99	46.04	44.91	61 / 65
INTERNAL_HUB	56.13	47.89	46.35	39.96	46.22	43.95	55.57	59.25	63.09	75.03	80.32	79.94	68.64	61.33	59.64	61.71	85.11	100.3	80.36	66.44	57.81	56.32	47.37	46.13	62 / 69
Forecast	12.76	12.27	12.05	12.01	12.29	13.34	15.28	16.49	16.89	17.21	17.39	17.48	17.40	17.42	17.34	17.41	18.23	19.38	19.13	18.46	17.68	16.49	14.97	13.58	16 / 17
(RT) - (DA Load)	0.95	0.98	1.23	1.34	1.23	1.42	0.05	0.09	0.39	0.90	1.22	1.28	1.43	1.42	1.23	1.15	0.47	0.37	0.39	0.36	0.64	0.79	1.35	1.72	



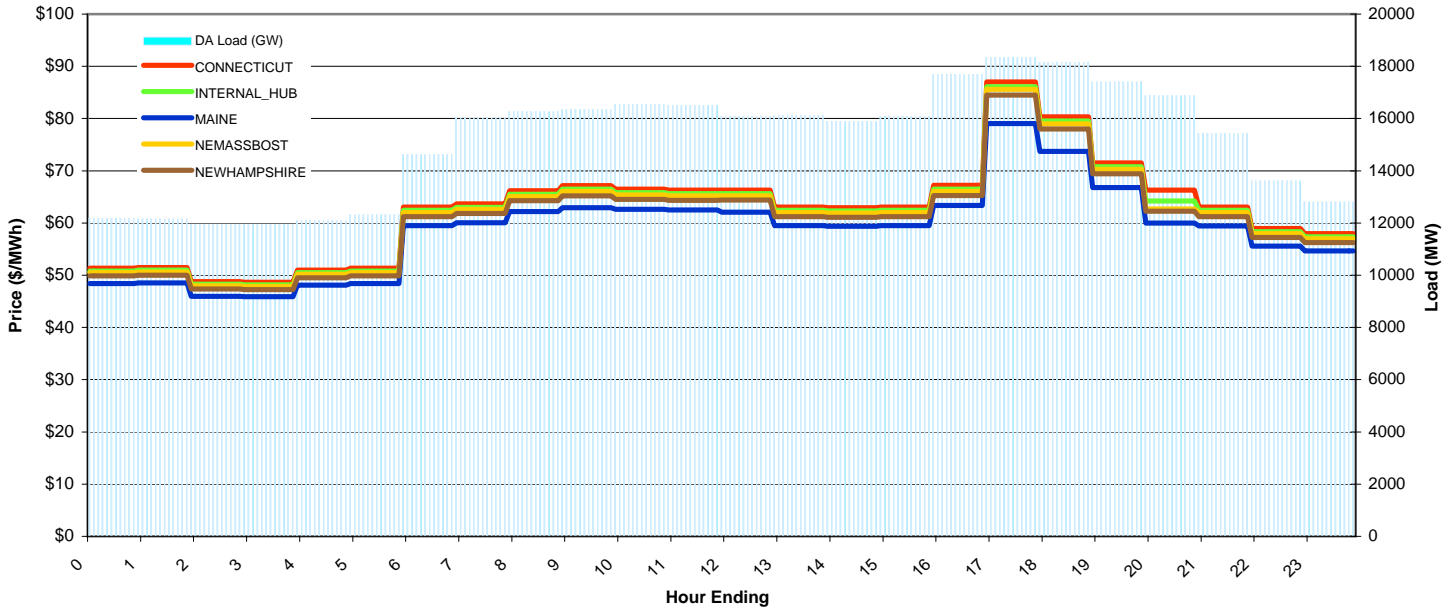
# ISO-NE Daily Report

Report for 01/08/2009

Price Color Codes: <=0 >=100 >=200

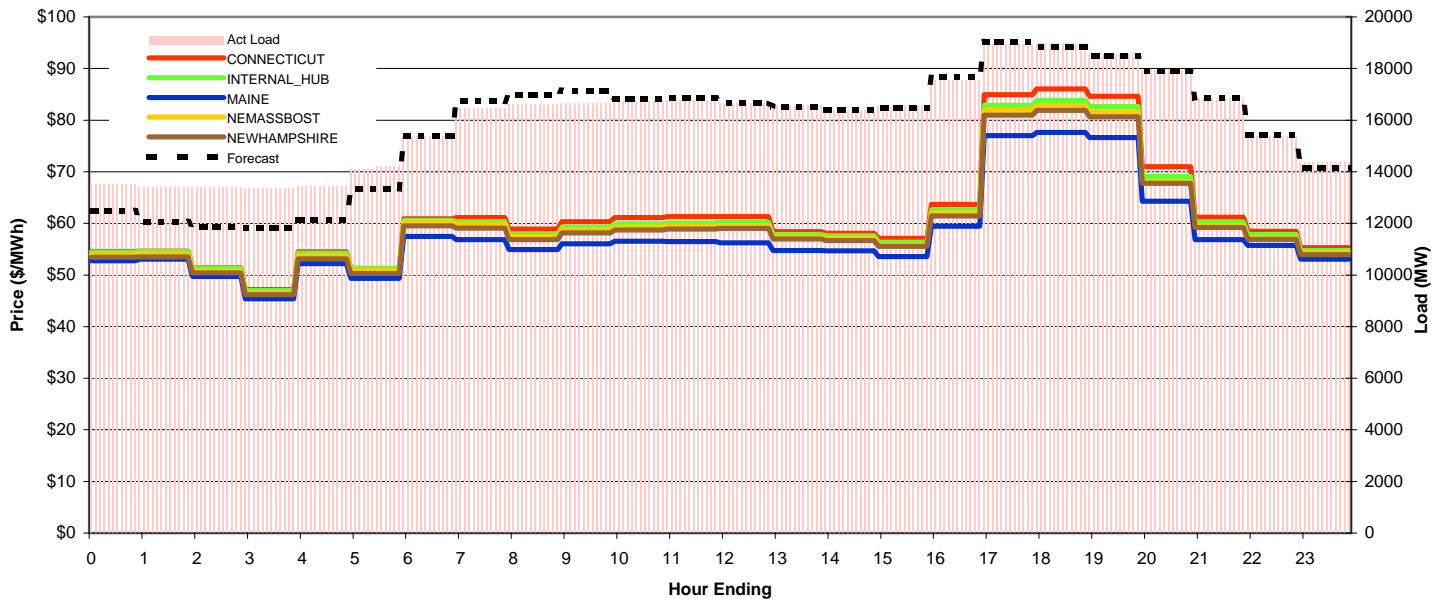
## Day-Ahead Prices and Cleared Load

	HE1	HE2	HE3	HE4	HE5	HE6	HE7	HE8	HE9	HE10	HE11	HE12	HE13	HE14	HE15	HE16	HE17	HE18	HE19	HE20	HE21	HE22	HE23	HE24	avg all/peak
CONNECTICUT	51.34	51.47	48.77	48.65	51.00	51.34	63.07	63.67	66.17	67.14	66.48	66.29	66.30	63.07	62.95	63.07	67.19	87.00	80.32	71.48	66.27	63.07	58.94	57.95	63 / 67
NEMASSBOST	50.49	50.62	47.96	47.84	50.16	50.49	62.03	62.61	65.08	66.03	65.38	65.19	65.21	62.03	61.91	62.03	66.08	85.57	79	70.3	62.66	62.03	57.97	57	61 / 66
NEWHAMPSHIRE	49.85	49.98	47.35	47.24	49.52	49.85	61.24	61.82	64.25	65.19	64.55	64.36	64.38	61.24	61.12	61.24	65.24	84.47	77.99	69.4	62.26	61.24	57.23	56.27	61 / 65
MAINE	48.40	48.53	45.98	45.87	48.08	48.40	59.47	60.03	62.18	62.92	62.63	62.48	62.09	59.47	59.35	59.47	63.35	79.02	73.70	66.81	60.01	59.44	55.57	54.64	59 / 63
INTERNAL_HUB	50.81	50.95	48.27	48.15	50.48	50.81	62.43	63.02	65.5	66.46	65.8	65.61	65.63	62.43	62.31	62.43	66.51	86.12	79.51	70.75	64.2	62.43	58.34	57.36	62 / 67
DA Load (GW)	12.2	12.2	12.0	12.0	12.1	12.3	14.6	16.0	16.3	16.4	16.5	16.5	16.1	16.1	15.9	16.1	17.7	18.4	18.1	17.4	16.9	15.4	13.6	12.8	



## Preliminary Real-Time Prices with Forecasted and Actual System Load

	HE1	HE2	HE3	HE4	HE5	HE6	HE7	HE8	HE9	HE10	HE11	HE12	HE13	HE14	HE15	HE16	HE17	HE18	HE19	HE20	HE21	HE22	HE23	HE24	avg all/peak
CONNECTICUT	54.56	54.84	51.39	47.16	54.47	51.26	60.90	61.13	58.89	60.31	61.12	61.34	61.34	58.43	58.06	57.11	63.65	84.96	86.06	84.62	71.01	61.18	58.46	55.27	62 / 65
NEMASSBOST	53.97	54.06	50.79	46.55	53.72	50.84	60.29	59.84	57.44	58.68	59.29	59.46	59.56	57.34	57.05	55.8	61.98	81.92	82.8	81.56	68.1	59.6	57.25	54.28	60 / 64
NEWHAMPSHIRE	53.43	53.52	50.43	46.19	53.16	50.27	59.49	59.11	56.87	58.13	58.72	58.88	59.05	56.96	56.69	55.56	61.44	80.94	81.88	80.66	67.79	59.23	56.92	53.91	60 / 63
MAINE	52.76	53.04	49.74	45.38	52.21	48.00	57.46	56.85	54.93	56.02	56.51	56.50	56.26	54.75	54.67	53.55	59.45	77.01	77.62	76.61	64.31	56.83	55.73	53.04	59 / 60
INTERNAL_HUB	54.41	54.56	51.31	47.01	54.23	51.24	60.6	60.32	57.93	59.24	59.87	60.06	60.2	57.83	57.58	56.37	62.64	82.88	83.84	82.64	69.09	60.28	57.82	54.77	61 / 64
Forecast	12.50	12.06	11.85	11.80	12.12	13.33	15.40	16.73	16.98	17.15	16.84	16.85	16.68	16.53	16.39	16.47	17.66	19.04	18.84	18.49	17.90	16.86	15.44	14.13	16 / 17
(RT) - (DA Load)	1.35	1.24	1.44	1.41	1.30	1.88	0.76	0.43	0.36	0.27	0.21	0.25	0.58	0.46	0.51	0.43	-0.17	0.57	0.82	1.15	1.05	1.41	1.74	1.56	





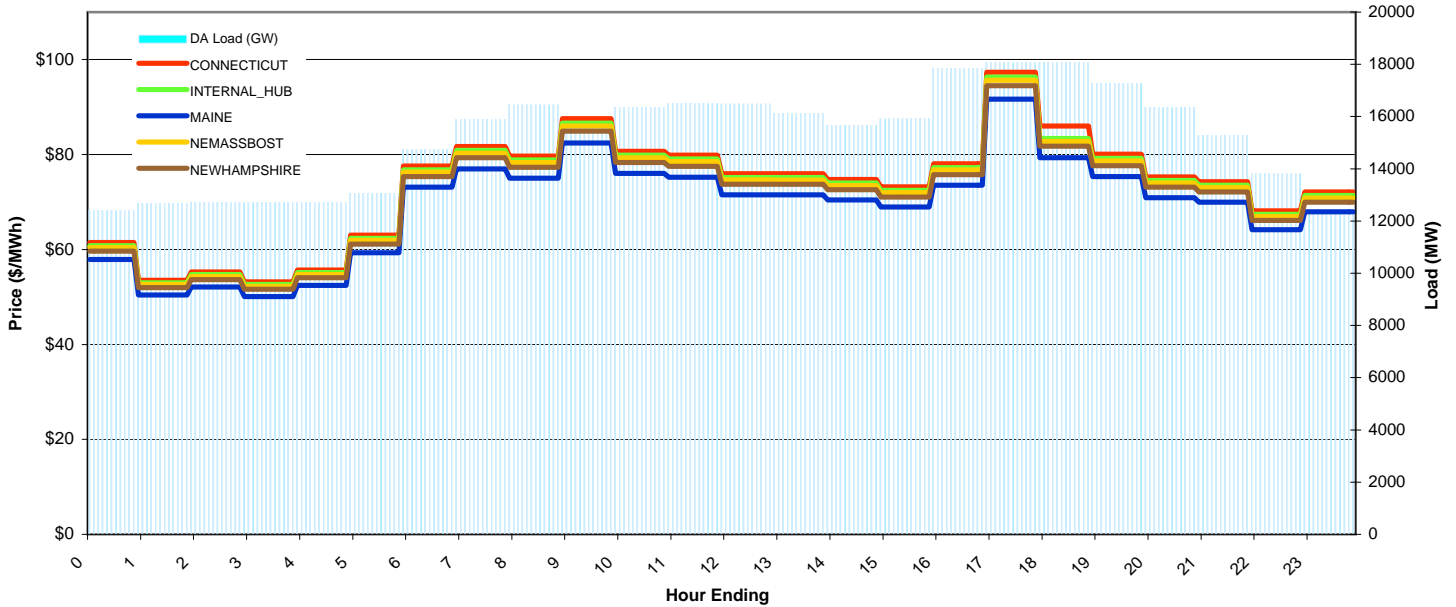
# ISO-NE Daily Report

Report for 01/09/2009

Price Color Codes: <=0 >=100 >=200

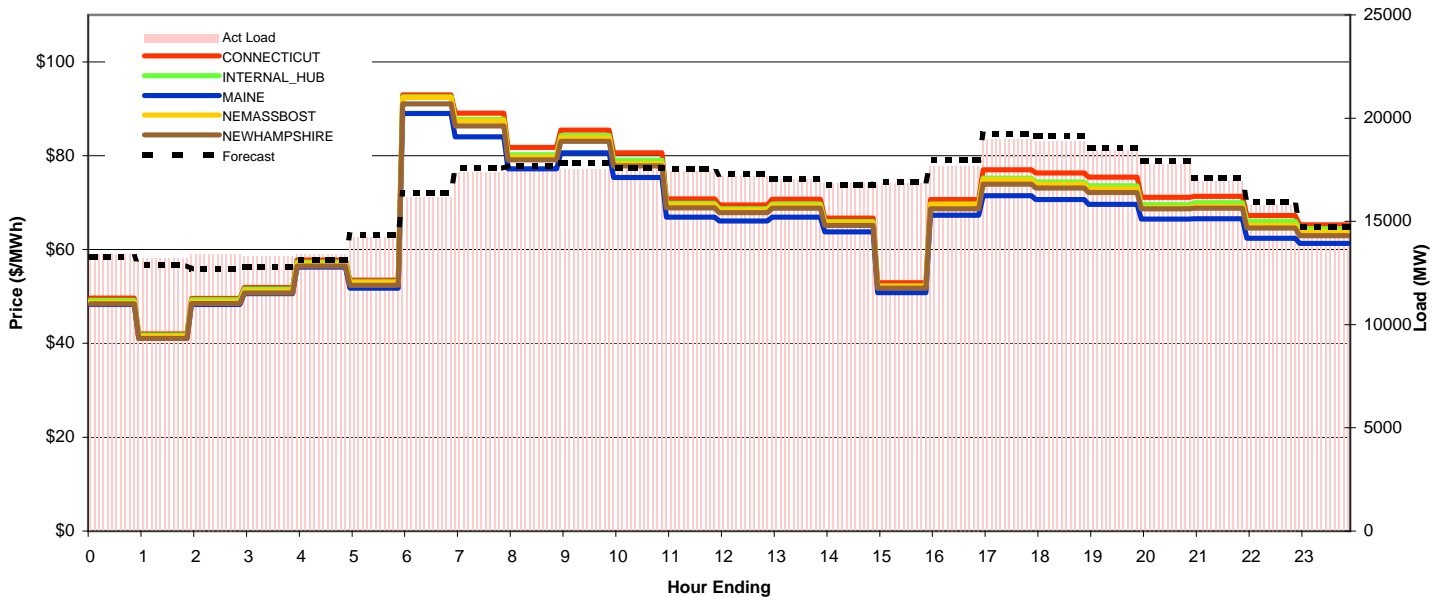
## Day-Ahead Prices and Cleared Load

	HE1	HE2	HE3	HE4	HE5	HE6	HE7	HE8	HE9	HE10	HE11	HE12	HE13	HE14	HE15	HE16	HE17	HE18	HE19	HE20	HE21	HE22	HE23	HE24	avg all/peak
CONNECTICUT	61.45	53.54	55.30	53.18	55.70	63.00	77.61	81.70	79.69	87.53	80.69	79.87	75.96	75.95	74.78	73.21	78.08	97.34	86.00	80.04	75.32	74.31	68.12	72.10	73 / 79
NEMASSBOST	60.39	52.62	54.35	52.27	54.75	61.92	76.28	80.3	78.32	86.03	79.31	78.5	74.65	74.64	73.5	71.96	76.74	95.67	82.79	78.67	74.02	73.04	66.95	70.86	72 / 78
NEWHAMPSHIRE	59.64	51.96	53.67	51.62	54.06	61.15	75.33	79.3	77.34	84.96	78.32	77.52	73.72	73.71	72.58	71.06	75.79	94.48	81.75	77.68	73.1	72.12	66.12	69.98	71 / 77
MAINE	57.87	50.42	52.08	50.09	52.46	59.34	73.10	76.95	75.05	82.44	76.00	75.22	71.54	71.53	70.43	68.96	73.54	91.68	79.32	75.38	70.94	69.99	64.16	67.91	69 / 75
INTERNAL_HUB	60.8	52.98	54.72	52.63	55.12	62.34	76.8	80.85	78.85	86.62	79.85	79.03	75.16	75.15	74	72.45	77.27	96.32	83.36	79.2	74.53	73.53	67.41	71.35	73 / 78
DA Load (GW)	12.4	12.7	12.7	12.7	12.7	13.1	14.7	15.9	16.4	16.0	16.4	16.5	16.5	16.1	15.7	15.9	17.8	18.1	18.1	17.3	16.3	15.3	13.8	12.4	



## Preliminary Real-Time Prices with Forecasted and Actual System Load

	HE1	HE2	HE3	HE4	HE5	HE6	HE7	HE8	HE9	HE10	HE11	HE12	HE13	HE14	HE15	HE16	HE17	HE18	HE19	HE20	HE21	HE22	HE23	HE24	avg all/peak
CONNECTICUT	49.68	42.03	49.59	51.93	57.79	53.48	92.98	89.06	81.75	85.43	80.63	70.79	69.48	70.69	66.69	52.93	70.66	77.01	76.29	75.43	71.12	71.30	67.27	65.27	68 / 74
NEMASSBOST	48.78	41.44	48.91	51.15	56.95	52.92	92.4	87.42	79.71	83.83	78.36	69.46	68.43	69.35	65.7	52.15	69.62	74.91	73.95	72.99	68.94	69.21	65.21	63.82	67 / 72
NEWHAMPSHIRE	48.39	41.06	48.48	50.74	56.49	52.38	91.04	86.35	79.1	83.03	77.78	68.86	67.83	68.78	65.1	51.73	68.64	73.9	73.1	72.17	68.69	68.82	64.55	62.96	66 / 71
MAINE	48.26	41.04	48.29	50.59	56.28	88.00	89.00	84.03	77.19	80.64	75.33	66.91	66.09	66.92	63.74	50.81	67.29	71.48	70.67	69.65	66.50	66.53	62.40	61.31	66 / 69
INTERNAL_HUB	49.19	41.76	49.33	51.56	57.3	53.14	92.53	87.79	80.21	84.26	79.01	69.8	68.7	69.73	65.94	52.27	69.73	75.22	74.43	73.6	69.58	69.94	66.01	64.43	67 / 72
Forecast	13.25	12.86	12.70	12.77	13.13	14.33	16.37	17.58	17.69	17.83	17.61	17.52	17.29	17.07	16.79	16.92	18.00	19.22	19.12	18.56	17.95	17.09	15.93	14.73	16 / 18
(RT) - (DA Load)	0.99	0.52	0.70	0.58	0.67	1.16	1.41	1.48	1.08	1.53	1.18	0.91	0.70	0.91	1.14	0.90	-0.16	0.89	0.78	1.14	1.43	1.67	1.98	2.15	



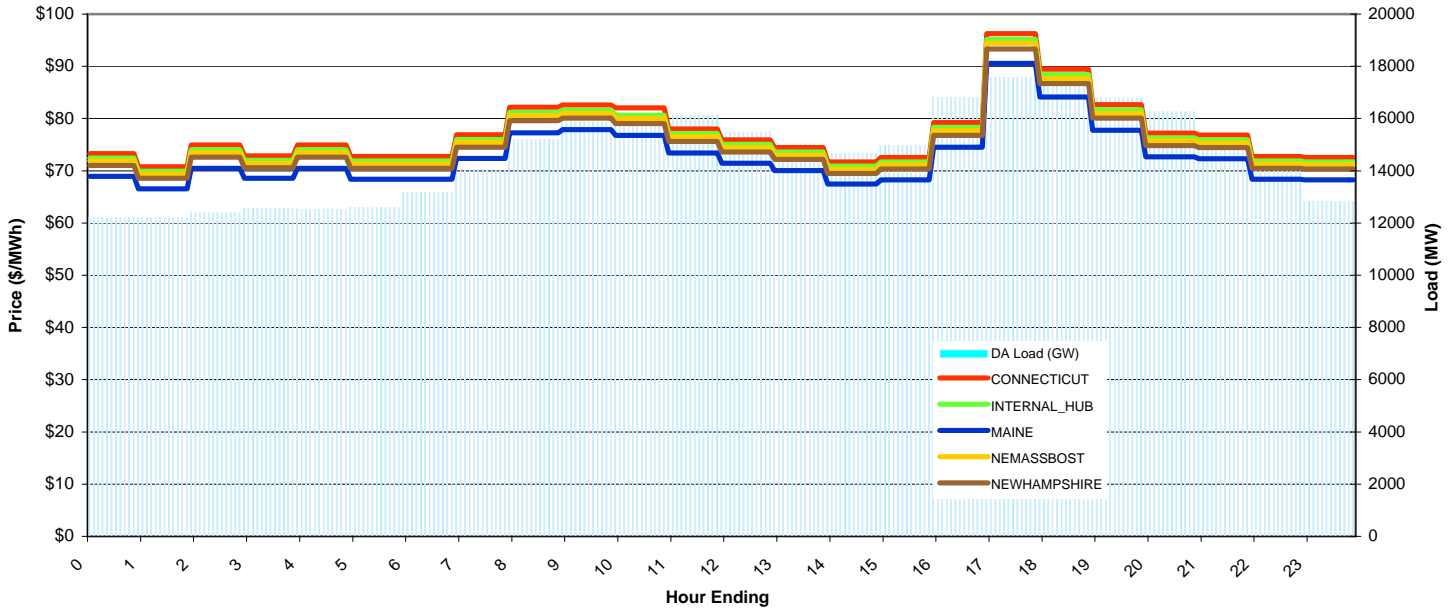
# ISO-NE Daily Report

Report for 01/10/2009

Price Color Codes: <=0 >=100 >=200

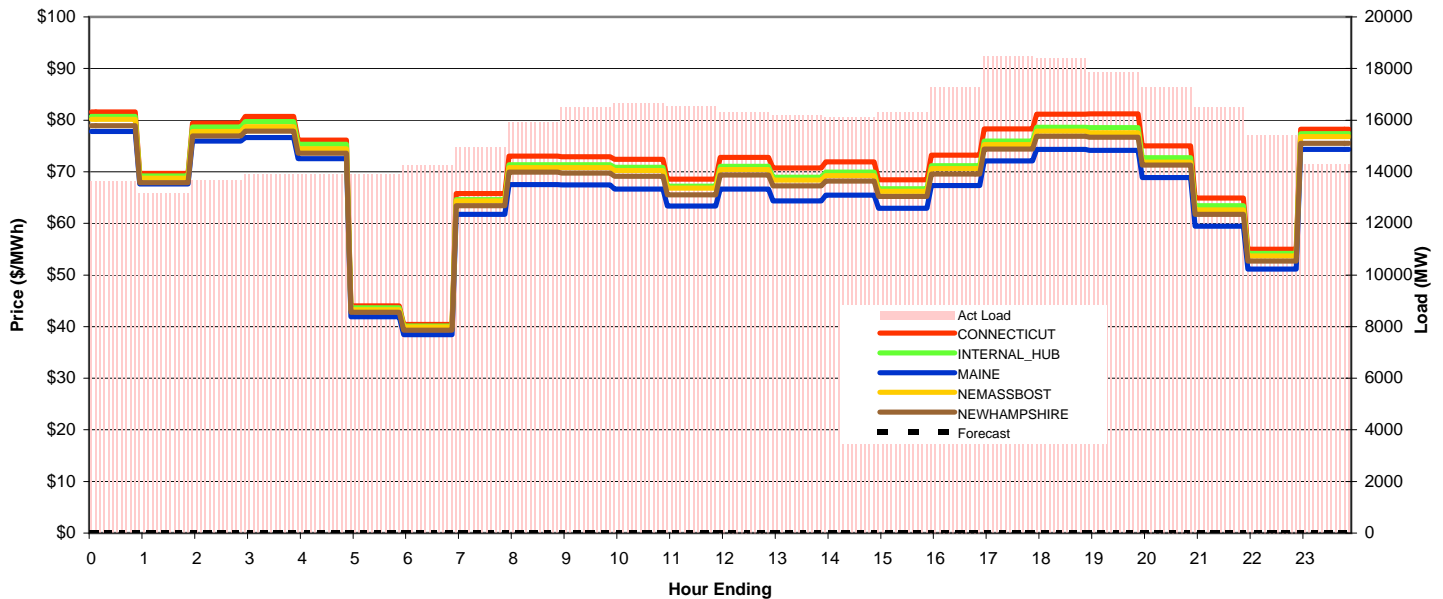
## Day-Ahead Prices and Cleared Load

	HE1	HE2	HE3	HE4	HE5	HE6	HE7	HE8	HE9	HE10	HE11	HE12	HE13	HE14	HE15	HE16	HE17	HE18	HE19	HE20	HE21	HE22	HE23	HE24	avg all/peak
CONNECTICUT	73.29	70.75	74.91	72.85	74.91	72.71	72.71	76.91	82.14	82.60	82.04	78.02	75.92	74.44	71.70	72.56	79.22	96.27	89.44	82.63	77.20	76.82	72.71	72.56	77 / 79
NEMASSBOST	71.87	69.38	73.46	71.43	73.46	71.3	71.3	75.42	80.55	81	80	76.51	74.45	73	70.31	71.15	77.69	94.41	87.7	81.03	75.71	75.33	71.3	71.15	76 / 78
NEWHAMPSHIRE	71.04	68.58	72.61	70.61	72.61	70.47	70.47	74.54	79.62	80.06	79.07	75.63	73.59	72.16	69.5	70.33	76.79	93.31	86.69	80.1	74.83	74.46	70.47	70.33	75 / 77
MAINE	68.96	66.57	70.49	68.54	70.49	68.41	68.41	72.36	77.29	77.85	76.75	73.42	71.44	70.05	67.47	68.27	74.54	90.59	84.15	77.75	72.65	72.29	68.41	68.27	73 / 75
INTERNAL_HUB	72.44	69.93	74.04	72	74.04	71.86	71.86	76.01	81.19	81.64	80.63	77.12	75.04	73.58	70.87	71.71	78.3	95.15	88.4	81.67	76.31	75.93	71.86	71.71	76 / 78
DA Load (GW)	12.2	12.2	12.4	12.6	12.5	12.6	13.2	14.0	15.2	15.9	16.1	16.1	15.5	15.0	14.7	15.0	16.8	17.6	17.3	16.8	16.3	15.2	14.1	12.8	



## Preliminary Real-Time Prices with Forecasted and Actual System Load

	HE1	HE2	HE3	HE4	HE5	HE6	HE7	HE8	HE9	HE10	HE11	HE12	HE13	HE14	HE15	HE16	HE17	HE18	HE19	HE20	HE21	HE22	HE23	HE24	avg all/peak
CONNECTICUT	81.59	69.71	79.42	80.72	76.13	44.01	40.45	65.79	73.04	72.89	72.39	68.55	72.78	70.72	71.92	68.44	73.23	78.30	81.14	81.21	75.00	64.90	54.98	78.26	71 / 72
NEMASSBOST	80.15	68.77	77.83	78.73	74.48	43.26	39.95	64.34	70.78	70.79	70.26	66.81	70.42	68.39	69.23	66.21	70.64	75.27	77.85	77.58	71.87	62.64	53.71	76.82	69 / 69
NEWHAMPSHIRE	78.9	67.86	76.95	77.86	73.61	42.75	39.3	63.4	69.96	69.73	69.13	65.5	69.39	67.24	68.17	65.21	69.57	74.37	76.9	76.66	71.27	61.77	52.7	75.52	68 / 68
MAINE	77.81	67.63	75.94	76.62	72.52	88.00	38.46	61.75	67.54	67.44	66.65	63.35	66.65	64.36	65.47	62.95	67.32	72.13	74.34	74.13	68.87	59.43	51.13	74.32	68 / 66
INTERNAL_HUB	80.72	69.17	78.65	79.74	75.33	43.63	40.11	64.62	71.37	71.38	70.86	67.22	71.04	68.95	69.91	66.7	71.19	75.96	78.61	78.54	72.72	63.4	54.2	77.39	69 / 70
Forecast	0.00	0.00	0.00	0.00	0.00	0.00	0.00	0.00	0.00	0.00	0.00	0.00	0.00	0.00	0.00	0.00	0.00	0.00	0.00	0.00	0.00	0.00	0.00	0.00	0 / 0
(RT) - (DA Load)	1.42	0.92	1.27	1.32	1.38	1.30	1.07	0.91	0.69	0.63	0.57	0.41	0.87	1.15	1.46	1.33	0.47	0.91	1.09	1.06	1.03	1.27	1.32	1.47	



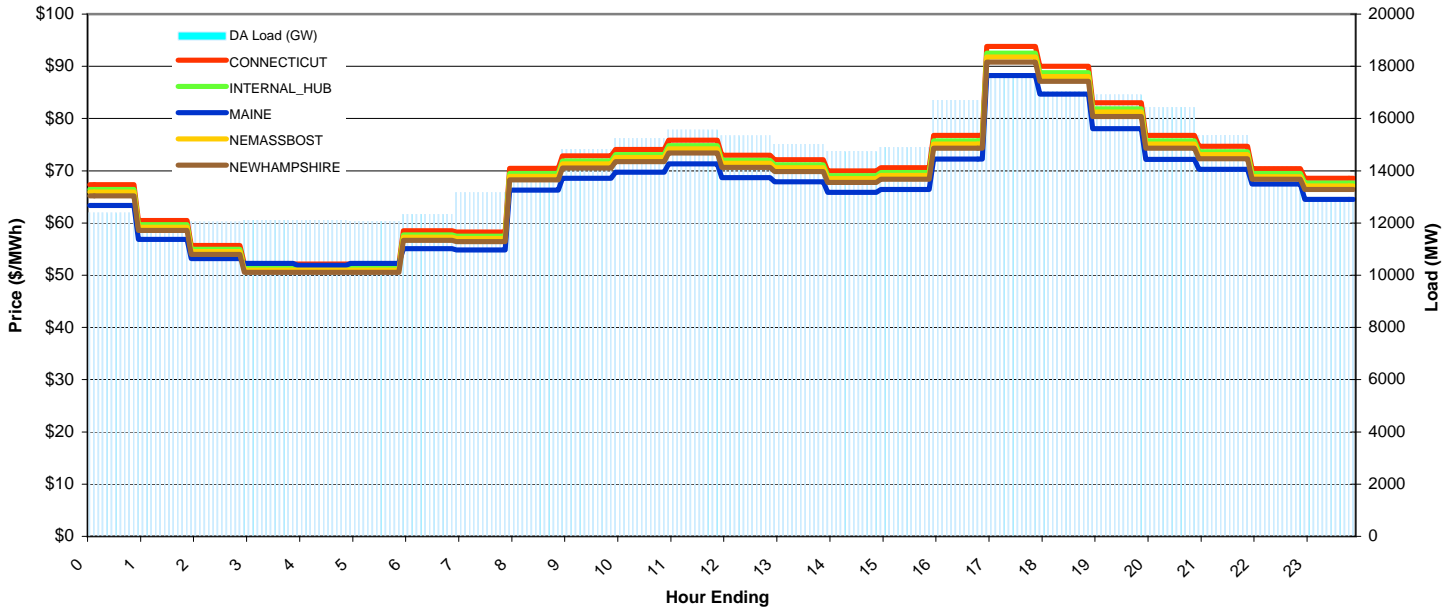
# ISO-NE Daily Report

Report for 01/11/2009

Price Color Codes: <=0 >=100 >=200

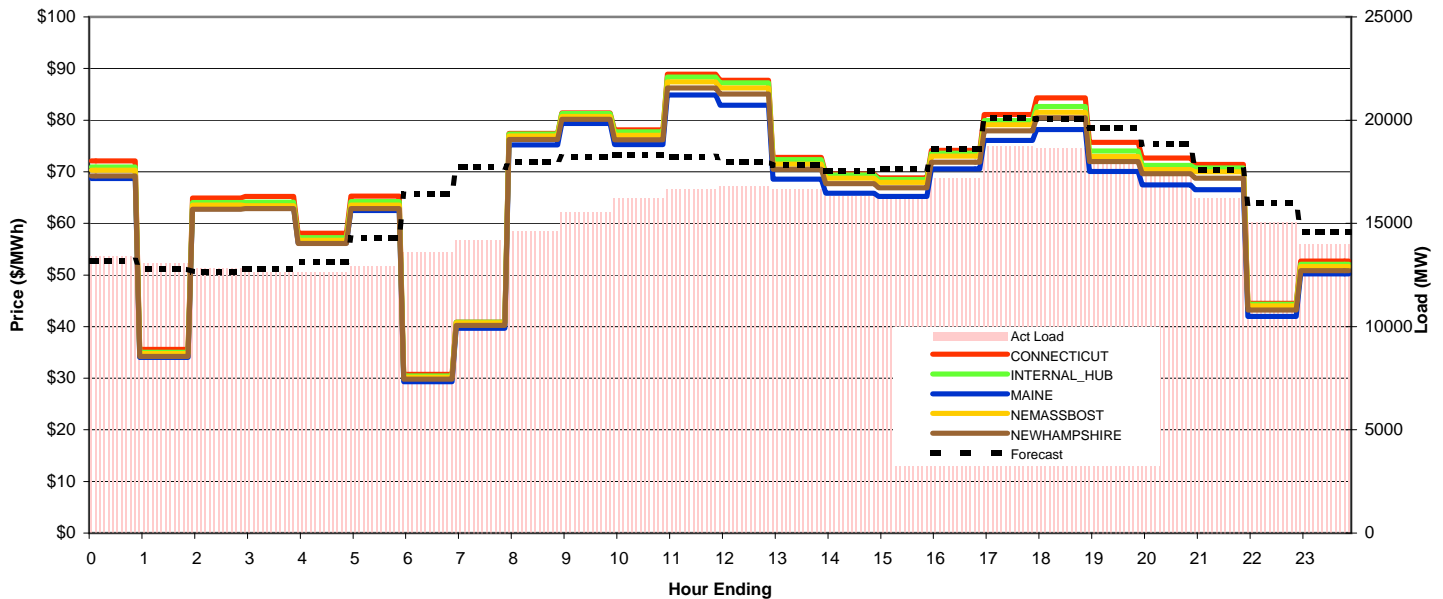
## Day-Ahead Prices and Cleared Load

	HE1	HE2	HE3	HE4	HE5	HE6	HE7	HE8	HE9	HE10	HE11	HE12	HE13	HE14	HE15	HE16	HE17	HE18	HE19	HE20	HE21	HE22	HE23	HE24	avg all/peak
CONNECTICUT	67.34	60.47	55.72	52.13	52.13	52.13	58.53	58.27	70.46	72.85	74.11	75.83	72.99	72.14	70.00	70.60	76.78	93.79	90.00	83.00	76.75	74.68	70.40	68.57	70 / 75
NEMASSBOST	65.91	59.18	54.53	51.01	51.01	51.01	57.28	57.02	68.96	71.3	72.53	74.22	71.43	70.6	68.51	69.1	75.14	91.79	88.08	81.24	75.11	73.09	68.9	67.11	68 / 74
NEWHAMPSHIRE	65.21	58.56	53.97	50.55	50.54	50.55	56.68	56.42	68.23	70.55	71.76	73.43	70.68	69.85	67.78	68.37	74.35	90.82	87.15	80.38	74.32	72.31	68.37	66.4	67 / 73
MAINE	63.35	56.89	53.17	52.27	51.89	52.27	55.07	54.82	66.29	68.54	69.72	71.34	68.66	67.87	65.86	66.42	72.23	88.24	84.67	78.09	72.20	70.26	67.46	64.51	66 / 71
INTERNAL_HUB	66.44	59.66	54.97	51.42	51.42	51.42	57.75	57.48	69.51	71.87	73.11	74.82	72.01	71.17	69.06	69.66	75.75	92.53	88.79	81.89	75.72	73.68	69.46	67.65	69 / 74
DA Load (GW)	12.4	12.0	12.1	12.1	12.1	12.1	12.3	13.2	13.7	14.8	15.2	15.6	15.3	15.0	14.7	14.9	16.7	17.6	17.0	16.9	16.4	15.4	14.2	12.9	



## Preliminary Real-Time Prices with Forecasted and Actual System Load

	HE1	HE2	HE3	HE4	HE5	HE6	HE7	HE8	HE9	HE10	HE11	HE12	HE13	HE14	HE15	HE16	HE17	HE18	HE19	HE20	HE21	HE22	HE23	HE24	avg all/peak
CONNECTICUT	72.12	35.60	64.94	65.19	58.07	65.27	30.73	40.86	77.43	81.41	78.09	88.88	87.73	72.81	69.54	68.84	74.16	81.08	84.30	75.67	72.64	71.43	44.54	52.70	67 / 73
NEMASSBOST	70.28	34.76	63.55	63.45	56.72	63.57	30.19	40.71	76.92	80.73	77.06	87.41	86.23	71.5	68.78	67.92	73.03	79.12	81.51	72.94	70.4	70.01	44.02	51.67	66 / 72
NEWHAMPSHIRE	69.21	34.22	62.76	62.84	56.09	62.85	29.83	40.26	76.25	80.19	76.21	86.26	85.08	70.48	67.68	66.87	71.87	77.95	80.48	71.97	69.61	68.77	43.2	50.82	65 / 71
MAINE	68.68	34.03	62.88	63.05	56.25	63.00	29.34	39.70	75.20	79.38	75.27	84.89	82.88	68.57	65.87	65.23	70.54	76.05	78.16	70.04	67.45	66.55	41.98	50.22	65 / 69
INTERNAL_HUB	70.92	35.04	64.07	64.08	57.24	64.22	30.44	40.88	77.3	81.29	77.75	88.34	87.21	72.34	69.37	68.48	73.61	79.93	82.67	74.03	71.26	70.75	44.34	52.05	67 / 72
Forecast	13.19	12.79	12.67	12.79	13.13	14.29	16.42	17.73	17.98	18.19	18.32	18.23	17.99	17.81	17.56	17.65	18.59	20.09	20.06	19.64	18.84	17.57	15.97	14.60	17 / 18
(RT) - (DA Load)	1.00	1.07	0.75	0.52	0.53	0.82	1.26	1.03	0.89	0.69	0.96	1.09	1.46	1.64	1.56	1.37	0.48	1.07	1.59	1.17	0.88	0.87	0.89	1.10	



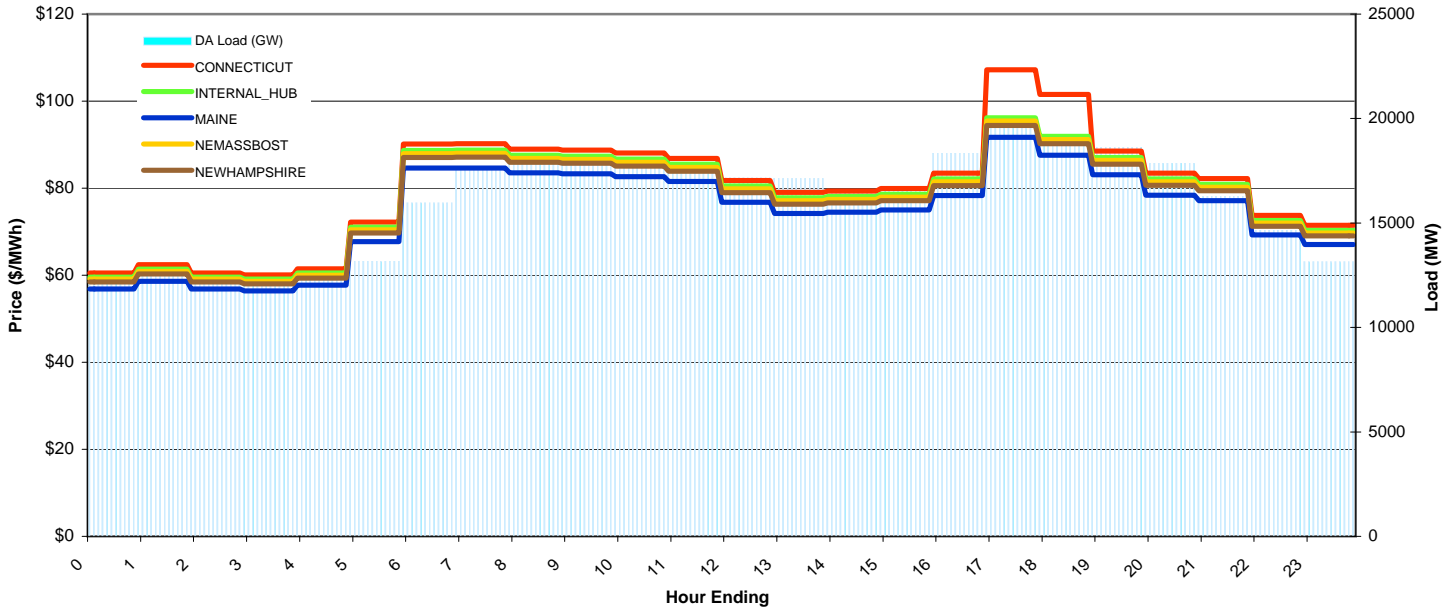
# ISO-NE Daily Report

Report for 01/12/2009

Price Color Codes: <=0 >=100 >=200

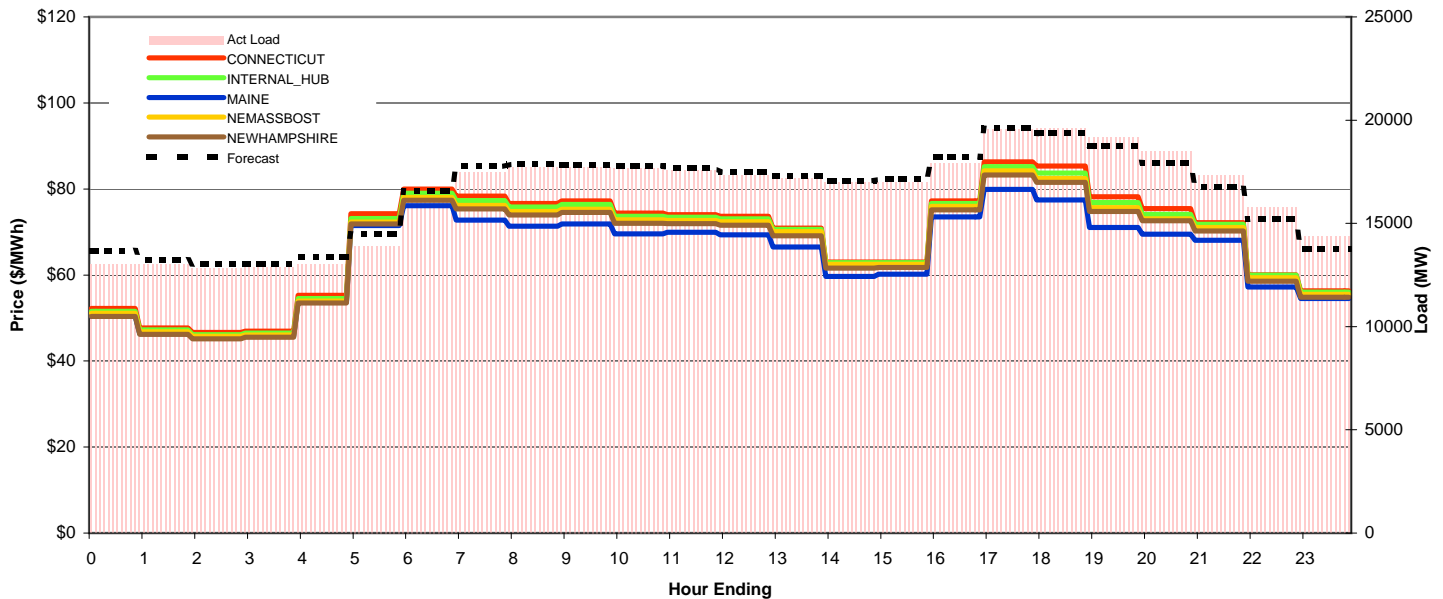
## Day-Ahead Prices and Cleared Load

	HE1	HE2	HE3	HE4	HE5	HE6	HE7	HE8	HE9	HE10	HE11	HE12	HE13	HE14	HE15	HE16	HE17	HE18	HE19	HE20	HE21	HE22	HE23	HE24	avg all/peak
CONNECTICUT	60.55	62.42	60.55	60.07	61.47	72.18	90.13	90.19	88.98	88.76	88.06	86.87	81.80	79.03	79.37	79.89	83.46	107.18	101.52	88.51	83.49	82.19	73.77	71.46	80 / 86
NEMASSBOST	59.09	60.91	59.09	58.61	59.98	70.43	87.95	88.01	86.82	86.62	85.93	84.76	79.82	77.12	77.45	77.96	81.44	95.42	91.19	86.37	81.47	80.2	71.99	69.73	77 / 83
NEWHAMPSHIRE	58.48	60.29	58.48	58.01	59.37	69.71	87.05	87.1	85.93	85.73	85.04	83.9	79	76.33	76.65	77.16	80.61	94.39	90.21	85.48	80.63	79.38	71.25	69.02	77 / 82
MAINE	56.83	58.59	56.83	56.38	57.70	67.75	84.60	84.65	83.51	83.31	82.65	81.53	76.77	74.18	74.49	74.98	78.33	91.66	87.61	83.07	78.37	77.14	69.24	67.07	74 / 80
INTERNAL_HUB	59.58	61.41	59.58	59.1	60.48	71.01	88.68	88.76	87.56	87.36	86.66	85.49	80.5	77.78	78.11	78.62	82.14	96.15	91.88	87.08	82.14	80.86	72.58	70.31	78 / 84
DA Load (GW)	12.7	12.8	12.6	12.5	12.7	13.2	16.0	17.6	18.1	18.0	17.9	17.6	17.2	17.1	16.5	16.6	18.3	19.6	19.1	18.6	17.9	16.3	14.6	13.2	



## Preliminary Real-Time Prices with Forecasted and Actual System Load

	HE1	HE2	HE3	HE4	HE5	HE6	HE7	HE8	HE9	HE10	HE11	HE12	HE13	HE14	HE15	HE16	HE17	HE18	HE19	HE20	HE21	HE22	HE23	HE24	avg all/peak
CONNECTICUT	52.24	47.72	46.65	46.97	55.28	74.25	79.97	78.37	76.61	77.22	74.43	73.99	73.63	70.93	63.00	63.05	77.20	86.33	85.34	78.19	75.41	72.15	60.04	56.31	69 / 74
NEMASSBOST	51.09	46.8	45.73	46.06	53.97	72.33	78.01	76.17	74.74	75.3	72.8	72.72	72.35	70.11	62.47	62.47	75.96	84.21	82.46	75.66	73.04	71.07	59.35	55.49	67 / 73
NEWHAMPSHIRE	50.38	46.23	45.15	45.54	53.52	71.86	77.39	75.36	73.93	74.55	72.03	71.97	71.54	69.15	61.63	61.76	75.16	83.24	81.54	74.79	72.6	70.25	58.57	54.8	66 / 72
MAINE	50.38	46.33	45.27	45.74	53.80	88.00	76.14	72.75	71.32	71.85	69.57	69.91	69.31	66.50	59.67	60.22	73.50	79.93	77.48	71.03	69.51	68.04	57.21	54.51	65 / 69
INTERNAL_HUB	51.54	47.24	46.16	46.49	54.54	73.16	79	77.33	75.8	76.37	73.67	73.46	73.05	70.63	62.84	62.83	76.62	85.16	83.67	76.83	74.1	71.8	59.97	56.05	68 / 73
Forecast	13.68	13.24	13.02	13.02	13.36	14.49	16.58	17.76	17.86	17.82	17.80	17.69	17.49	17.30	17.07	17.14	18.20	19.60	19.36	18.75	17.93	16.75	15.19	13.77	16 / 18
(RT) - (DA Load)	0.32	0.22	0.21	0.30	0.29	0.74	0.17	-0.07	-0.34	-0.28	-0.21	-0.06	0.17	0.06	0.47	0.36	-0.44	-0.04	0.54	0.55	0.62	1.04	1.13	1.22	



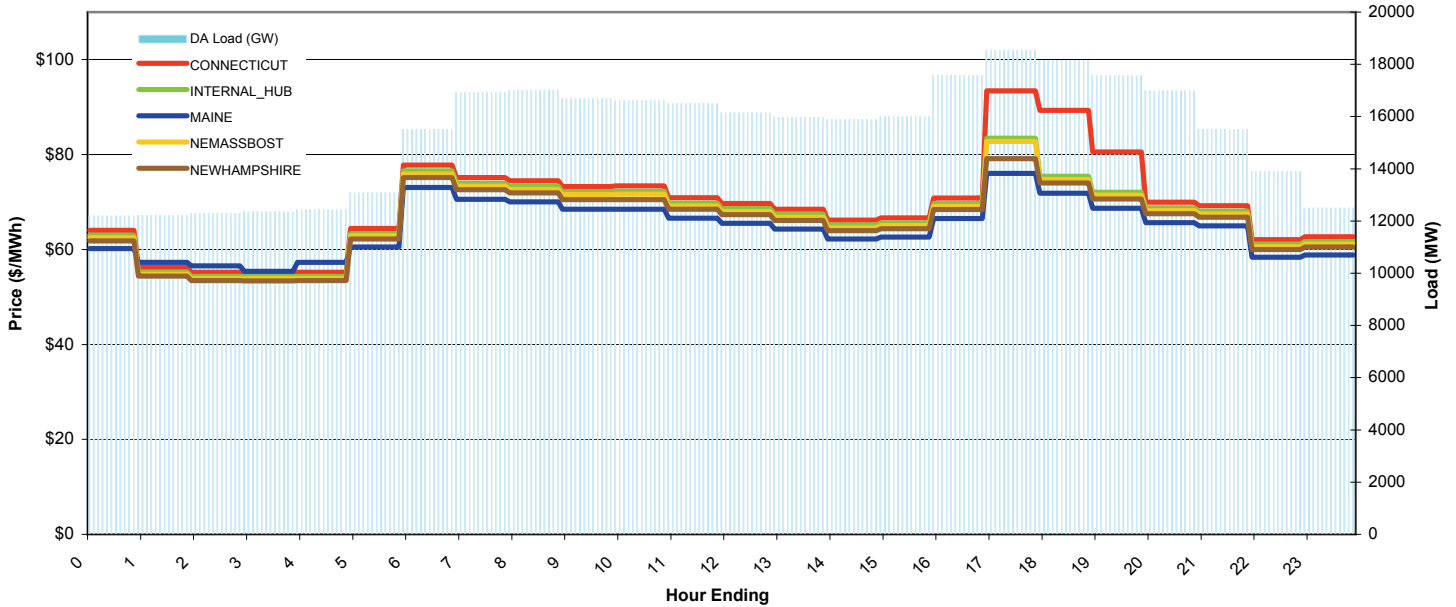
# ISO-NE Daily Report

Report for 01/13/2009

Price Color Codes: <=0 >=100 >=200

## Day-Ahead Prices and Cleared Load

	HE1	HE2	HE3	HE4	HE5	HE6	HE7	HE8	HE9	HE10	HE11	HE12	HE13	HE14	HE15	HE16	HE17	HE18	HE19	HE20	HE21	HE22	HE23	HE24	avg all/peak
CONNECTICUT	64.03	56.22	55.22	55.22	55.22	64.43	77.80	75.14	74.51	73.29	73.39	70.90	69.70	68.46	66.21	66.67	70.82	93.45	89.32	80.54	69.99	69.19	62.11	62.67	69 / 73
NEMASSBOST	62.47	54.83	53.86	53.86	53.86	62.86	75.9	73.3	72.69	71.55	71.66	69.17	68	66.79	64.6	65.04	69.09	82.78	74.77	71.42	68.2	67.5	60.59	61.14	66 / 70
NEWHAMPSHIRE	61.84	54.38	53.42	53.39	53.43	62.22	75.13	72.56	71.95	70.5	70.53	68.47	67.31	66.11	63.94	64.38	68.39	79.14	73.98	70.67	67.51	66.81	59.98	60.52	66 / 69
MAINE	60.16	57.28	56.56	55.38	57.29	60.53	73.09	70.59	70.00	68.49	68.48	66.61	65.49	64.32	62.21	62.63	66.54	76.03	71.87	68.69	65.68	65.00	58.35	58.87	65 / 67
INTERNAL_HUB	63	55.3	54.32	54.32	54.32	63.39	76.54	73.95	73.33	72.16	72.28	69.77	68.6	67.38	65.16	65.61	69.7	83.42	75.44	72.04	68.78	68.07	61.1	61.65	67 / 70
DA Load (GW)	12.2	12.2	12.3	12.4	12.4	13.1	15.5	16.9	17.0	16.7	16.6	16.5	16.1	16.0	15.9	16.0	17.6	18.5	18.2	17.6	17.0	15.5	13.9	12.5	



## Preliminary Real-Time Prices with Forecasted and Actual System Load

	HE1	HE2	HE3	HE4	HE5	HE6	HE7	HE8	HE9	HE10	HE11	HE12	HE13	HE14	HE15	HE16	HE17	HE18	HE19	HE20	HE21	HE22	HE23	HE24	avg all/peak
CONNECTICUT	70.73	61.83	63.05	56.77	57.37	68.58	94.61	75.40	74.20	76.05	73.89	69.35	69.00	69.63	63.16	60.49	72.62	88.34	75.23	91.41	67.48	57.73	49.31	41.36	69 / 71
NEMASSBOST	69.88	61.47	62.88	56.84	57.25	68.94	94.59	74.25	73	74.59	72.25	68.4	67.97	68.48	62.3	59.87	71.74	79.61	71.12	75.47	65.77	56.52	48.78	41.26	67 / 68
NEWHAMPSHIRE	68.94	60.54	61.93	56.05	56.37	67.89	93.23	73.01	71.44	72.93	70.93	67.16	66.64	67.33	61.29	59	70.49	77.81	69.71	73.92	64.73	55.53	48.26	40.79	66 / 67
MAINE	69.37	61.18	62.81	57.70	56.68	88.00	92.97	71.64	69.88	71.09	68.89	66.00	64.89	65.79	60.07	58.30	69.09	76.15	67.91	71.55	62.48	54.15	48.34	41.07	66 / 65
INTERNAL_HUB	70.38	61.76	63.14	57.05	57.45	69.01	94.93	74.96	73.55	75.18	72.81	68.71	68.26	68.81	62.57	60.05	71.99	82.79	72.85	82.15	66.17	56.87	49.01	41.42	68 / 69
Forecast	12.85	12.44	12.33	12.29	12.66	13.93	16.26	17.59	17.92	18.07	18.21	18.16	18.00	17.92	17.82	17.89	18.87	20.46	20.33	19.86	19.09	17.96	16.41	15.03	17 / 18
(RT) - (DA Load)	1.32	0.92	0.93	1.03	1.03	1.36	1.12	0.98	0.94	1.22	1.33	1.37	1.56	1.63	1.52	1.41	0.74	0.90	1.13	1.20	0.95	1.21	1.23	1.26	

