

*"Still
The Second
Best Thing
About Payday"*

The NIH Record

Younger Workers Targeted

Secretary Shalala Launches NIH CFC Kickoff

Her nickname may be "Boom Boom," but her message was all "Rah Rah," Oct. 11 when HHS Secretary Donna Shalala visited NIH to launch the annual Combined Federal Campaign.

In characteristically energetic fashion, the secretary joshed with and flattered the crowd in front of Bldg. 1, calling for bureaucrats here to loosen up and make the campaign something fun rather than an uninspired obligation.

"It's such a beautiful day that my first reaction is to give everyone the day off," she began, instantly winning the audience. "President Clinton made a mistake when he named me chair of this year's campaign. You see, I like raising money, and I think you can make it fun."

Shalala acknowledged that these are tough, uncertain times for federal workers, what with budget cuts and downsizing, but saw in the gloom a silver lining: "I think in many ways it's the best time (to be asking sacrifices). One of the characteristics of federal employees is their resilience and their caring attitudes. We're part of a community, not part of a crowd."

HHS Secretary Donna Shalala models a CFC t-shirt for the crowd as NIH deputy director Dr. Ruth Kirschstein looks on.

NIH deputy director Dr. Ruth Kirschstein, who introduced the secretary, had earlier mentioned the same thing: "It is when we are feeling burdened that the time is right to think of those less fortunate

(See CFC KICKOFF, Page 6)

Building Coalitions

Black Scientists Association's First Anniversary

By Carla Garnett

About a year ago this month, a handful of NIH scientists and science administrators gathered informally, as they often had over the years, to discuss a few common issues, greet new faces on campus and generally take stock of career progress. What grew out of that meeting last fall is notable both in NIH's history, and for its future. Now numbering more than 80 members and celebrating a successful first year, the diverse group has more than science in common: All have made a commitment to come together to promote Blacks in science at NIH.

"What we have here is really historic," says Dr. Ron King, director of NCHGR's Office of Technology Transfer and a BSA founding member. "The largest number ever of NIH's Black scientists have joined forces to work on bettering the NIH. We

(See BSA ANNIVERSARY, Page 8)

New Lead Found in Genetics of Breast Cancer

Nearly 1 percent of over 850 DNA samples from Eastern European Jews contained a specific gene mutation that may predispose them to breast and ovarian cancer, according to study results published Oct. 1 in *Nature Genetics*. This finding offers the first evidence from a large study that an alteration in the gene, called breast cancer 1 (BRCA1), is present at measurable levels not only in families at high risk for the disease, but also in a specific group of the general population. Using this new information, researchers now can design studies that will help them better determine the role of BRCA1 in cancer.

In response to the finding, NIH plans to launch a series of clinical studies to evaluate cancer risk in Eastern European, or Ashkenazi, Jews bearing the mutation. The results of these studies will help determine whether BRCA1 testing should be

(See BREAST CANCER, Page 4)

NIEHS' Kunkel To Deliver Mider Lecture

By Thomas Hawkins

Understanding how DNA replicates itself, how errors are made in replication, and how these errors are sometimes repaired correctly and sometimes not—these are keys that are unlocking possible therapies for many kinds of cancer and perhaps a vulnerability of the evasive HIV. Shedding new light on these subjects will be this year's G. Burroughs Mider Lecturer, Dr. Thomas A. Kunkel, research geneticist in the Laboratory of Molecular Genetics, NIEHS.

Kunkel will deliver the lecture on Nov. 1 at 3 p.m. in Masur Auditorium, Bldg. 10. The title of his talk is, "DNA

(See MIDER LECTURE, Page 2)

Grantees Win Nobel Prize for Medicine

Two of the three researchers who shared the 1995 Nobel Prize for Physiology or Medicine are longtime grantees of NIH; their studies of genes that control embryonic development in the fruit fly "hold great promise for a deeper understanding of human development as well as increased information on the specific genes that, when mutated, may lead to birth defects," said Dr. Duane Alexander, NICHD director.

The three winners are Drs. Christiane Nusslein-Volhard, Edward Lewis and Eric Wieschaus. NICHD has supported Lewis, a professor at the California Institute of Technology, for more than 21 years; Wieschaus, on the faculty at Princeton University, received his first research support from NICHD in 1969 and is currently an NICHD MERIT Awardee in recognition of his outstanding work. The two scientists have also received support from NIGMS. Nusslein-Volhard is at

(See NOBEL PRIZE, Page 2)

MIDER LECTURE FEATURES NIEHS' THOMAS KUNKEL (Continued from Page 1)

Replication Fidelity, Mismatch Repair, and Genome Stability.”

Kunkel's research has provided deeper understanding of how fidelity is achieved during DNA replication. In earlier years, analyses of the molecular basis of mutation were necessarily based solely on genetic measurements. Then, for a few years, rather simplistic *in vitro* measurements were pursued. Kunkel developed a system that monitors the products of DNA synthesis *in vitro* using sophisticated reporter target molecules. This system and its extensions are now in use throughout the world. Much of what Kunkel will discuss is based on this system and its specialized variants.

As an adjunct to this system, Kunkel also developed a means of recovering engineered DNA sequences with an efficiency so high that phenotypic screening was usually unnecessary. This process has also come into widespread use, and its patent is a significant source of income for NIH and for Kunkel's laboratory.

Kunkel also uncovered a general mechanism of mutation in which both base mispairing and template slippage conspire to produce a mutation, which can consist of either a base pair substitution or gain or loss of a base. He named this process “dislocation mutagenesis” and showed that it contributes strongly to the spectrum of spontaneous mutations.

He also conducted an extended and continuing analysis of the reverse transcriptase of human immunodeficiency virus. He showed this enzyme to be extraordinarily inaccurate, thus both explaining the basis for the rapid evolution of the virus in its host, and suggesting new points of therapeutic attack on AIDS.

Recently, with the structures of polymerases finally being solved by crystallographers, Kunkel has established a wide net of collaborations to probe the molecular basis of polymerase fidelity. These structures predict numerous contacts between atoms of the polymerase and atoms of the DNA template and primer strands. These putative contacts immediately generate experiments that are already revealing the chemical mechanism of condensation, and are just beginning to reveal the contacts that may be critical for fidelity. Engineered changes in the polymerases are now providing information about the

control of fidelity by amino acid residues, not only at the active site, but also far removed. Kunkel's laboratory is playing a central role in these fidelity studies.

Kunkel joined NIEHS as a senior staff fellow in 1982 and achieved tenure in 1986, only 9 years after obtaining his Ph.D. He has already trained numerous postdoctoral fellows who now occupy positions in academia around the country. “He has proved to be an outstanding mentor, giving full credit where due and closely promoting the personal and professional growth of his laboratory family,” said Dr. John Drake, chief of the Laboratory of Molecular Genetics. □

NOBEL PRIZE

(Continued from Page 1)

the Max Planck Institute in Germany.

Much has been learned from the fruit fly, known scientifically as *Drosophila melanogaster*. “*Drosophila* is a valuable experimental model as it has many genes analogous to those of humans and has a rapid development from the embryo to complete fly,” said Alexander. “It is also easy to experimentally create mutations in *Drosophila* making it possible to learn more about the functions of specific genes.”

Of the 71 American Nobel laureates in physiology or medicine since 1945, 52, or more than two-thirds, either had worked at or were supported by NIH before winning the prize.

NIGMS Is on the Web

Scientists, journalists, educators, and others interested in biomedical research now have World Wide Web access to the National Institute of General Medical Sciences. In addition to general information about the institute, the NIGMS home page contains descriptions of grant award mechanisms, program announcements, press releases and other news about NIGMS-funded research, institute staff lists, NIH campus and area maps, science education materials, and links to biomedical resources on the Internet. Users can find the page at <http://www.nih.gov/nigms/> or in the “Institutes and Offices” section of the NIH home page. □

Camera Club Meets, Nov. 14

The monthly meeting of the NIH R&W Camera Club is scheduled for Tuesday, Nov. 14 at 7:30 p.m. in Bldg. 31, Rm. 6C07. Prof. Dave Carter of Georgetown University and Jim Steele of Factory Photoworks Gallery in the Torpedo Factory Art Center will be the speakers. Carter teaches the course “Psychology, Photography, and the Visual Arts.” He is a former president of the Northern Virginia Photographic Society, and past editor of its award-winning newsletter, *Fotofax*. An industrial engineer, Steele is a photographer who works primarily in black and white landscapes and portraits. He is a six-time winner of the Northern Virginia Photographic Society's Photographer-of-the-Year award.

The topic of the evening is “Learning from the Masters.” The program centers on composition and lighting used by many classic and contemporary master painters.

The competition subject will be nature. Formats include b&w prints-novice and advanced levels, color prints, and color slides-novice and advanced levels. For more information, call Dr. Yuan Liu, 4-6382. □

The NIH Record

Published biweekly at Bethesda, Md., by the Editorial Operations Branch, Division of Public Information, for the information of employees of the National Institutes of Health, Department of Health and Human Services. The content is reprintable without permission. Pictures may be available on request. Use of funds for printing this periodical has been approved by the director of the Office of Management and Budget through September 30, 1996.

NIH Record Office
Bldg. 31, Room 2B-03
Phone 6-2125
Fax 2-1485

Editor
Richard McManus
rm26q@nih.gov

Assistant Editor
Carla Garnett
cg9s@nih.gov

Correspondents:

CC, Sara Byars
DCRT, Mary Hodges
DRG, Judith Grover
FIC, Irene Edwards
NCI, Patricia A. Newman
NCHGR, Leslie Fink
NCRR, Lori Mulligan
NEI, Linda Huss
NHLBI, Louise Williams
NIA, Vicky Cahan
NIAAA, Ann M. Bradley
NIAID, James Hadley
NIAMS, Janet Howard
NICHD, Carol Florance
NIDA, Mona Brown
NIDCD, Gail Blatt
NIDDK, Lisa Schwartzbach
NIDR, Mary Daum
NIEHS, Thomas Hawkins
NIGMS, Wanda Warddell
NIMH, Marilyn Weeks
NINDS, Shannon E. Garnett
NINR, Marianne Duffy
NLM, Roger L. Gilkeson

The NIH Record reserves the right to make corrections, changes, or deletions in submitted copy in conformity with the policies of the paper and HHS.


Story Landis Appointed NINDS Scientific Director

By Shannon E. Garnett

Dr. Story Landis, widely recognized for her extensive research on the development of the nervous system, has been named scientific director of NINDS. She had been chairman and professor of the department of neurosciences at Case Western Reserve University School of Medicine in Cleveland.

"Story Landis is a superb developmental neuroscientist and an outstanding academic leader," said Dr. Zach W. Hall, NINDS director. "Her appointment as scientific director assures a bright future for intramural research at the NINDS."

In her new position, Landis will directly oversee NINDS's 22 clinical and basic research laboratories housed on the NIH campus. She will work with the director to develop, direct, and coordinate all of the institute's intramural research programs, including



Dr. Story Landis

those in neurosurgery, neurochemistry, neurophysiology, biophysics, neuroepidemiology, neuropathology, and electroencephalography.

"The intramural program is a wonderful resource," said Landis. "It will be challenging and rewarding to be able to influence the science here."

Landis has published more than 100 original articles and reviews, through which she has made fundamental contributions to the understanding of the brain and has provided important insights into how cells influence each other during development. Her latest research focuses on the formation of functional connections, or synapses, between neurons and their target tissues. Landis plans to continue her research at NIH when her laboratory moves from Cleveland to the NIH campus next year.

A native of New England, Landis received her undergraduate degree in biology from Wellesley College in 1967. In 1970, she received her master's degree and in 1973, her Ph.D. in biology. Both degrees were from Harvard University.

She completed postgraduate training in the Laboratory of Neuropharmacology, NIMH, and at Harvard, where she was a

research fellow in neuropathology and neurobiology.

Following her postdoctoral fellowships, Landis became a junior faculty member in the department of neurobiology at Harvard Medical School. While a member of Harvard's faculty, she served as an instructor, an assistant professor and later as an associate professor of neurobiology from 1976 to 1985.

In 1985, she joined the faculty of Case Western Reserve University where she held many academic positions including associate professor of pharmacology, professor and director of the Center on Neurosciences, and chairman of the department of neurosciences, a department she was instrumental in establishing. Under her leadership, Case Western's neuroscience department achieved worldwide acclaim and a reputation for excellence.

Landis' research has garnered her many honors and awards including most recently the McKnight Senior Investigator Award, a 3-year grant given to recognize outstanding neuroscience research in the field of memory. She has twice won the prestigious Jacob Javits Neuroscience Investigator Award, a 7-year grant awarded by NINDS to distinguished investigators who have a record of substantial contributions to the cutting edge of neurological science.

Landis serves on the editorial boards of *Annual Reviews of Neurosciences*, *Neuron*, *Current Topics in Developmental Biology*, and *Molecular and Cellular Neuroscience*, and is an associate editor of *Developmental Biology*, *Trends in Neurosciences*, and *Journal of Neuroscience*.

She also serves on the Howard Hughes Medical Institute scientific advisory committee for neurobiology and is a member of the American Society of Cell Biology, the Society for Developmental Biology, and the Society for Neuroscience, where she held positions as a councillor and secretary. She previously was a member of the NINDS board of scientific counselors.

"I am very excited about the special opportunity that the resources of the intramural program present for making advances in basic and clinical neurosciences," said Landis. "We should be able to foster new, exciting programs in the institute's tradition of excellence." □

STEP Lecture on Vaccines

Vaccines will be the subject of the first presentation this fall in the "Science for All" series sponsored by the Staff Training in Extramural Program (STEP) committee. The program will be held on Wednesday, Nov. 8, from 1 to 3 p.m. in Wilson Hall, Bldg. 1.

The impact of vaccination on the health of the world's population is difficult to exaggerate. With the exception of safe water, no other intervention has had such a major effect on mortality reduction and population growth. Vaccines have a long history. Since the time of Edward Jenner, medicine has essentially controlled, at least in parts of the world, smallpox, diphtheria, tetanus, yellow fever, pertussis, poliomyelitis, measles, mumps and rubella. It has been said that the easiest vaccines have been made, and the truly difficult ones lay ahead. The quest for an AIDS vaccine continues to challenge the scientific community, as do the issues of cancer therapy and prevention, and contraceptive vaccines. Areas to be addressed are: New vaccines for children; vaccines for health care workers and international travelers; advances in immunology and molecular biology that make cancer vaccines possible; impact of cancer vaccines on cancer therapy; and vaccine approaches to contraception.

Speakers for this event will be Drs. Bruce Gellin, NIAID, Mario Sznol, NCI, and Nancy Alexander, NICHD.

No advance registration is required. Attendance will be on a first-come, first-served basis. For reasonable accommodations call the STEP office, 6-1493, by Oct. 25. □

FAES Holds Open Season

The FAES Health Insurance Program will hold an open season Nov. 1-30. The program is open to those who work for or at NIH in full-time positions but are not eligible for government plans. This includes NIH fellows, special volunteers, guest researchers, contractors and full-time temporary personnel.

The minimum enrollment period is 3 months. Open season is for those who did not enroll when first eligible and for current subscribers to make changes. FAES is offering two programs this year: Blue Cross/Blue Shield Select Preferred Provider Plan and Optimum Choice (M.D. IPA), a health maintenance organization. Information about rates and benefits, effective Jan. 1, is at the FAES office in Bldg. 10, Rm. B1C18. □

BREAST CANCER

(Continued from Page 1)

offered to the nation's 6 million Ashkenazi Jews as a part of their health care.

The authors cautioned that their data were too preliminary to recommend immediate BRCA1 testing. "While the finding raises the possibility of testing, it does not provide any data on precise cancer risk," said Dr. Jeff Struewing, lead author of the paper and a scientist with NCI and NCHGR. "Until more detailed information is available, it is premature to recommend that Ashkenazi women seek BRCA1 testing."

Isolated in September 1994, BRCA1 is the first major gene to be found that, when one of its two copies is inherited in an altered form, predisposes individuals to breast and/or ovarian cancer.

Scientists estimate women from BRCA1 families who inherit a mutation in the gene have up to a 90 percent lifetime chance of developing breast cancer. In many cases, breast cancer arises before age 50. The risk of ovarian cancer is suspected to be as high as 84 percent in some families.

Because their data are based on families with strong histories of cancer, scientists have previously had no way of designing studies to determine the risk of BRCA1-linked cancer in women without a strong family history of the disease.

Within the last year, two research teams independently observed a specific, two-base deletion, called 185delAG, in the BRCA1 genes of 10 families with histories of breast and ovarian cancer. The scientists also noticed each of these families was of Ashkenazi Jewish heritage. A base, like letters to the alphabet, is the chemical subunit that comprises DNA.

Following up on this report, three research groups in the United States and Israel jointly tested 858 DNA samples from unrelated Ashkenazi Jews. These individuals were randomly selected for testing regardless of the presence or absence of a family history of cancer.

The tests showed eight of the samples contained one copy of the BRCA1 gene that had the 185delAG deletion. This translates to 0.9 percent, a carrier rate for this single mutation in the sample group that is at least three times higher than the estimated carrier rate for all BRCA1 mutations combined in the general U.S. population.

The deletion would likely lead to a shortened and nonfunctional protein product. Based on the current U.S.

census and epidemiological data on BRCA1-linked cancer, the researchers suspect the deletion might possibly account for as much as 16 percent of breast and 39 percent of ovarian cancers in Ashkenazi Jewish women age 50 and under. In the general U.S. population, inherited BRCA1 alterations are estimated to contribute to 4 percent of breast and 12 percent of ovarian cancers.

"Our results will allow us to test the validity of these predictions in those with an altered BRCA1 gene," said Dr. Lawrence Brody, senior author and scientist in NCHGR's intramural research program.

Given the potential health care implications of the finding, NCI and NCHGR already have begun to mobilize for clinical studies with Ashkenazi Jews in the U.S. In the first proposed study, researchers will test several thousand Ashkenazi Jews for the 185delAG alteration and gather information on their medical and family history.

"We expect to have the first protocol finalized in the coming weeks," said Dr.

Richard Klausner, NCI director. "Once completed, these studies should tell us a great deal more about the family histories of those with the deletion and will help define their risk of cancer. Answering these questions is the first step. Then we must begin to address the effectiveness of genetic counseling and screening in reducing morbidity and mortality from any cancers that might be associated with the mutation."

But according to Dr. Francis Collins, NCHGR director and one of the authors of the paper, finding the 185delAG deletion also highlights another emerging issue in medicine.


"Population-based studies on the genetic level are becoming a real possibility and may help pinpoint which groups of people have an inherited susceptibility to certain diseases," he said. "But as our knowledge of human genetics grows, so too does the possibility of genetic discrimination in employment and health insurance. This finding only underscores society's need to address these critical issues." □

Men's Soccer Team Flourishes

NIH may have gained its worldwide reputation through its research; however, a group of postdoctoral fellows is also attempting to add luster with its more modest success on the soccer field. Partly inspired by the recent upsurge of interest in soccer in the United States, the "Forza NIH" soccer team battles each weekend in the Soccer League of Montgomery County. The team hopes to retain its championship title after winning the "League Cup" last season, the first year the NIH team entered county competition.

The team was put together by Phil Boucher of FDA's Center for Biologics Evaluation and Research; he had noticed the wealth of talented players who participated in informal games on summer evenings around campus.

"The original idea of the team was to bring together people of different nationalities who enjoyed playing the game, but we never dreamed that we were going to do so well," said Boucher.



The "Forza NIH" men's soccer team includes (front, from l) Guido Franzoso, Samir Witte, Luis Miguel Esteban, Abdel Elkahloun, Derek Bowie, Marcelo Kazanietz, Andrea Cortese. At rear are (from l) Saaid Safieddine, Giorgio Scita, Phil Boucher, Jassir Witte, Carlos Vicario, Luciano d'Adamio, Hassan Nazih, Roberto Pacelli, Abel de la Rosa. Not shown is Maurizio Alimandi.

NIAID Pioneers Use of FEDIX/MOLIS

NIAID has joined the Department of Energy (DoE) and ten other government agencies to support an electronic bulletin board on the Internet known as FEDIX/MOLIS. This system expands NIAID's efforts to encourage and help undergraduate, graduate, and postdoctoral students pursue careers in biomedical research.

FEDIX/MOLIS, developed by the Federal Information Exchange, Inc., under contract to DoE, is a research and educational electronic outreach system. The FEDIX (Federal Information Exchange) portion of the system provides comprehensive information on federal agency opportunities (grants, contracts, fellowships, equipment, employment vacancies, etc.) to institutions of higher education nationwide.

MOLIS (Minority On-Line Information Service) is an information system that focuses specifically on historically Black colleges and universities (HBCUs) and Hispanic serving institutions (HSIs). Along with minority scholarship and fellowship information, MOLIS contains up-to-date data on institutional and research capabilities for each HBCU and HSI, including more than 20,000 faculty profiles. These profiles can be searched by academic specialty (biology, chemistry, virology, etc.) and include a list of papers published by the faculty member. Through MOLIS, NIAID staff can reach minority scientists who are at majority institutions.

FIE plans to add the 28 Native Ameri-

can schools to MOLIS in the near future.

On FEDIX/MOLIS, NIAID not only lists programs targeted to minorities but also gives information on the institute's mission, programs, scientific agenda as well as program contacts.

Dr. George W. Counts and Joyce H. Woodford, of the NIAID Office of Research on Minority and Women's Health (ORMWH), have demonstrated the systems NIH-wide before various executive and administrative groups. Counts, ORMWH director, comments, "The system affords us the ability to reach out not only to minority schools but also to majority schools, scientific organizations and institutions. This makes it an effective mechanism for exchanging information."

The institute envisions that the system will reduce the need to mail out notices of employment vacancies and grant and contract solicitations.

In addition, Counts says, "The database has the potential to assist scientific review administrators in locating qualified minority scientists for review panels. While we have been using minority reviewers for some time, identifying qualified individuals has been difficult with the limited means we currently have available to us. I see the FEDIX/MOLIS database as a tool to greatly increase the ease with which we can accomplish this and to expand the pool from which we can select potential reviewers."—Ann

London □

Dr. Mark Hallett, NINDS clinical director and chief of the Medical Neurology Branch, recently received honors from the Benign Essential Blepharospasm Research Foundation, Inc. (BEBRF). He was honored for the outstanding contributions, support, and advice he has given the foundation for many years. During the award ceremony, held at BEBRF's 13th Annual International Conference and Scientific Symposium in Sacramento, Hallett was inducted into BEBRF's Hall of Fame and was given the Pylon, BEBRF's award for excellence. Pylon is the Greek word for gateway. According to the foundation, Hallett's "dedication and support have helped the BEBRF forge a gateway to the world for sufferers of blepharospasm/meige and hemifacial spasm." Hallett is currently a member of the foundation's medical advisory board and has planned and served as chairman of its worldwide brainstorming seminar.

Kathy Hudson Joins NCHGR as Assistant Director


Dr. Kathy Hudson has joined the National Center for Human Genome Research as assistant director for policy coordination. She will be responsible for the Office of Communications, the Office of Program Planning, and the Office of Legislation, as head of the newly created Office for Policy Coordination.

Before joining NCHGR, Hudson was senior policy analyst in the Office of the Assistant Secretary for Health at the Department of Health and Human Services. She advised the assistant secretary on national health and science policy issues involving NIH. Prior to that, she worked in the congressional Office of

Technology Assessment as a congressional science fellow.

Hudson's training and professional experiences will provide focus and leadership in public policy and public affairs issues relating to NCHGR programs. A primary role of the Office of Policy Coordination is to oversee the administration of the ethical, legal and social implications working group. This group was created to advise the National Advisory Council for Human Genome Research on the ethical, legal and social issues surrounding genome research.

Hudson received her B.A. in biology at Carleton College in Minnesota, M.S. in



Dr. Kathy Hudson

microbiology from the University of Chicago, and her Ph.D. in molecular biology from the University of California, Berkeley.

She has received numerous awards, including the Secretary's Special Recognition Award, Assistant Secretary for Health Special Recognition Award and science fellowships from the Office of Technology Assessment and the American Society for Microbiology. □

Le Club Francais

Si vous parlez bien francais venez pour une soiree de conversation, degustation et ambiance francaise 1er and 3eme mercredi, de 20h a 22h, Federal Bldg., 7550 Wisconsin Ave., Bethesda. Pour renseignements telephonnez a Le Club Francais a 438-8625. □

CFC KICKOFF

(Continued from Page 1)

than ourselves.”


Kirschstein said the initials CFC should stand for “Caring Federal Community.

“Nowadays, we hear quite a bit about what is wrong with us,” she noted.


“What is right about us is how we all work together for the common good. Caring can never be a tentative thing...We know it won’t be easy, and the challenges are great. Let’s give everyone all the opportunities they deserve.”

Shalala pledged that this year’s campaign, the government-wide goal for which is \$38.5 million, “is going to be the best ever. NIH is a real jewel in the crown of HHS,” she said to another chorus of cheers. “Not only that, your budget is in better shape than anyone else’s.”


She urged the new generation of federal employees to adopt the charitable habits of their older colleagues and give as generously as they can. “I’m not so much worried about the older veterans,



NINDS director Dr. Zach Hall urges NIH’ers to dig deep for the 1995 CFC. His institute is the lead ICD for the drive.



Participants in the 1-mile Heart Walk around campus begin their tour with wide smiles and high hopes for a successful campaign.



Shalala (above, l) presents the grand prize—a Bahamas vacation trip—in the CFC raffle to Merle Tigert, an administrative officer in OD. At right, NINDS Executive Officer Richard Sherbert Jr., whose institute will be deeply involved in the campaign, is befriended by Sparky the Fire Dog. The NIH R&W arranged for a variety of raffle prizes.

but you younger workers need to understand that part of professionalism is to contribute, even if only modestly at first.”

She concluded, “I know NIH is going to be number one among all the agencies.” Kirschstein then presented the secretary with an NIH CFC t-shirt.

CFC Director Frank Marchand, who divulged the money target that federal workers are challenged to meet, reminded NIH’ers that “our needs have never been greater. The recent hurricanes remind us of how thin the level of protection is in some communities.”

NINDS director Dr. Zach Hall, whose institute has been chosen to lead the CFC charge at NIH this year, said NIH’ers are privileged to work in campus-like surroundings on interesting projects. Enjoying such blessings, they should be mindful of those not faring so well in this “trying season, when the social contract between the government and its citizens is being rethought and renegotiated. Reach deep into your hearts and deep into your pocketbooks to support CFC,” he urged.

Hall said his colleague Dr. Philip Schambra, director of the Fogarty International Center, already had secured 80 percent of his center’s dollar goal and 87 percent of its participation goal. “I hope all of the institutes will be able to match or improve upon Dr. Schambra’s figures,” he concluded.

At a raffle following the remarks, Shalala picked the winning tickets out of a bin. Along with gift certificates, tickets to basketball games and free video rentals was the



Photos: Ernie Branson



“It’s Up To You,” is the theme of this year’s CFC. Shown are (from l) NINDS’s Hall, 3½-year-old Kaitlyn Blanchard from 13 West, and Sherbert.

day’s big prize, a Bahamas vacation for two. Winning the trip was Merle Tigert, administrative officer in the Division of Contracts and Grants, OD.

A 1-mile Heart Walk around campus ended the program. As employees gathered either to walk or to partake of barbecue sandwiches, Shalala mingled unassumingly with employees, asking, “Did you have fun? How are you? Nice to see you.”—Rich McManus □

Tai-Chi Classes Planned

Dr. Adeline Ge, master instructor, will be providing tai-chi classes at NIH through the R&W. Tai-chi provides a combination of mind and body relaxation, fortification of overall health, disease prevention, and anti-aging. Ge is trained in western medicine and has an M.D. degree. She also has a doctorate in traditional Chinese medicine. Classes will be held Tuesdays on the lawn outside Bldg. 10 from 1 to 2 p.m. and Thursdays in the Rockledge Fitness Center from 5:50 to 6:50 p.m. Cost for a 6-week session is \$30. Sign up at the Rockledge Fitness Center or at the R&W activities desk. □

The NIH Life Sciences Education Connection

The NIH Mini-Med School, which has played to capacity crowds and rave reviews on the NIH campus for 2 years, takes its show on the road this fall when it opens on Capitol Hill. The NIH Mini-Med School is a series of lectures in which scientists teach the public about concepts encountered in the first 2 years of a medical school curriculum. The Mini-Med School on Capitol Hill runs Monday afternoons from Oct. 23 through Nov. 13. The first class, "Cells, DNA and Gene Expression," was taught by the director of the National Cancer Institute, Dr. Richard Klausner. On Oct. 30, NIH director Dr. Harold Varmus will teach "Cancer." Dr. Anthony Fauci, director of the National Institute of Allergy and Infectious Diseases, will lead the Nov. 6 class on "Infectious Diseases." Dr. Francis Collins, director of the National Center for Human Genome Research, will teach the final class, "Human Genetics," on Nov. 13.

The Mini-Med School on Capitol Hill, designed to help congressional staff learn of advances and new technologies in biomedicine, is being sponsored by the Association of American Medical Colleges. The AAMC has also agreed to

Fellowships for Research in Japan Available Through FIC

Through arrangements made with the Fogarty International Center, the Science and Technology Agency of Japan (STA) is offering five fellowships for American researchers in the biomedical and behavioral sciences to pursue collaborative research in selected Japanese public-sector laboratories. STA fellowship funding is available for stays ranging from 1 to 3 months. The fellowship awards include international air travel, a monthly stipend of 270,000 yen, housing, medical insurance, a monthly family allowance of 50,000 yen if accompanied by dependents, and an adjustable allowance to cover international moving expenses. Researchers at all stages in their careers may apply.

These fellowships are intended to enhance American-Japanese collaboration by providing flexible opportunities for capable American scientists to work with colleagues in leading Japanese laboratories on substantive projects of mutual interest. They are being offered as a pilot program at this time only. Because recipients must arrive in their host laboratories in Japan by Mar. 31, 1996, interested persons should contact the

sponsor a community Mini-Med School, tentatively planned for next spring at Ballou High School in Washington, D.C. The original NIH Mini-Med School also will run again next spring on the NIH campus. If you would like information on any of these Mini-Med School programs, call the Office of Science Education, 2-2469.

More than 100 scientists participated in a science education training workshop cosponsored by NIH and the American Physical Society on Oct. 5 and 7. The purpose of the workshop was to encourage scientists to participate in



Second Annual FARE Competition Under Way

The second annual Fellows Award for Research Excellence (FARE) competition is under way. Each award provides up to \$1,000 toward travel expenses to a domestic scientific meeting. The merit award is based on peer review of submitted abstracts. All clinical and postdoctoral fellows are invited to apply. Last year 30 travel awards were funded for outstanding abstracts in either clinical or basic research. This year, 90 abstracts will be selected for travel awards. Applications for FARE are available from the Office of Science Education or each ICD fellow representative. The deadline for submitting applications is Dec. 15. Award recipients will be notified in February.

FARE is supported by the ICDs of NIH, the Office of Science Education and the Office of Research on Women's Health. For more information contact your ICD fellow representative or send questions to: award@d4.niaid.pc.niaid.nih.gov. □

teacher training sessions where elementary school teachers are learning how to use science teaching kits in the classroom. The scientists will help these teachers incorporate a scientific approach to problem solving. The teacher training workshops are an ongoing part of Montgomery County's science education reform efforts.

Due to the high level of interest, future training sessions are being planned for scientists. If you would like to attend a training workshop or would like more information on science education training, call the Office of Science Education, 2-2469. □

African American Vols Sought

The Cardiology Branch, NHLBI, needs African American normal volunteers ages 40-70 to participate in a study assessing the causative mechanisms of certain cardiovascular diseases. Volunteers must not be taking any medication. The study includes placement of a small needle in the brachial artery and takes approximately 4-5 hours. Participants will be paid. For more information call Cressie Kilcoyne, 6-8739. □

Fogarty International Center immediately.

E-mail requests for a detailed program announcement, a list of eligible host institutions and application instructions are welcome at: jsp@nih.gov. Those without e-mail should call 6-4784. Information is also available on 30 short-term fellowships for American researchers to spend time in Japanese universities (less than 12 months duration) as well as longterm fellowships for universities (at least 12 months duration) and STA-eligible host institutions (at least 6 months). Specify whether you want information on (a) STA or university and (b) short or long-term fellowships. □

Weight Loss Study Recruits

The USUHS department of medical and clinical psychology needs healthy, nonsmoking, overweight women volunteers, ages 18-55, to participate in a weight management program as part of a research study examining factors affecting weight management. The program meets weekly for 3 months and costs \$150. If interested, call Dr. Tracy Sbrocco, (301) 295-3672. □

ANNOUNCING...

- [Training Catalog](#)
- [User Resource Center](#)
- [Career Information Library](#)
- [Training and Development Services \(TDSP\) Program](#)
- [Administrative Skills Development Curriculum \(ASDC\) Program](#)
- [Management Cadre Program](#)
- [Career Curricula Program](#)

DWD
Division of Workforce Development

<http://www-urc.od.nih.gov/dwd/dwdhome.html>

BSA ANNIVERSARY
(Continued from Page 1)

really stress individuals taking responsibility to help NIH reach its full potential."

A Vision

"NIH is a place where Black scientists can lead, thrive in research and advance professionally." So reads the vision statement of the fledgling Black Scientists Association. To be sure, some Blacks have reached the highest echelons of NIH, as NIH deputy director, institute director and lab chief. However, there has not been widespread

permeation of Blacks through scientific positions at NIH. An effective BSA, members say, can help remedy this problem.

"We want to establish ourselves as a resource for the NIH administration," says George Redmond, BSA president and a

health physicist graduate student working in the Radiation Safety Branch of NIH's Office of Research Services. "We intend to become more visible in campus science forums. We've already established a network of Black scientists here and reached out to the Office of Equal Opportunity director. We've also gotten some positive feedback from several NIH administrators."

Stressing the importance of widespread support, BSA public relations committee chair Dr. Joseph Curtis of NCI underscores the association's interest in collaborating with other individuals and groups of like purposes. "One of the outcomes we'd like to see is increased participation," he says. "We definitely need to educate people that Blacks can swim—and swim well—in mainstream science, but the BSA is not trying to do it alone. We know we need to build coalitions both inside and outside the Black community. The BSA will help identify the individuals on this campus who are willing to develop talent wherever it's found."

Seeing Is Believing

In addition to developing the network, BSA has also taken large strides toward increasing the visibility of talented Black researchers: They've set up a speakers bureau that is available not only for talks on campus, but also to community

groups and schools seeking science and health expertise, and they've sponsored seminars by distinguished NIH lecturers, both intramural and extramural.

"An important part of BSA's mission is educating the community about diseases affecting African Americans," explains NIAID's Dr. Beverly Alston, a member of BSA's speakers bureau. "We want to see that people have an acceptable knowledge base and we want to get communities more interested in science and in their own health."

Members of the BSA see community education reaping benefits for research as

BSA Sponsors Cancer Talk

The next NIH Black Scientists Association seminar in the "Science Working for Us" series will be Thursday, Nov. 2 at 11:30 a.m. in Lipsett Amphitheater, Bldg. 10. The topic is "The Systemic Treatment of Advanced Stage Ovarian Cancer," by Dr. Eddie Reed, chief of the Clinical Pharmacology Branch and head of the medical ovarian cancer section, NCI.

well as individuals: Blacks who become interested in their health and informed about the role research plays in advancing health may be more inclined to take an active part in clinical trials. The number of Black patients who participate in research protocols has been

low historically, King points out, due in large part to lingering distrust of government-sponsored research programs after the Tuskegee syphilis trials earlier this century.

"Black people who see Black doctors and scientists conducting protocols might be more inclined to enroll in a study," said Dr. Steve Massaquoi, a senior clinical investigator at NINDS. "The BSA can be an asset to NIH in terms of recruiting patients. We can provide a measure of reassurance."

Last spring, BSA held a 2-part seminar on sickle cell disease featuring Dr. Griffin Rodgers of NIDDK and Dr. Clarice Reid of NHLBI. In July, the association sponsored a talk by NIAID grantee Dr. Wayne Greaves of Howard University at the inaugural Dr. John W. Diggs Lecture, an ongoing series established by BSA to honor the late NIH deputy director who met with and encouraged the group's founders shortly after BSA was formed. After the lecture, BSA gathered a number of the campus's summer student-researchers for a roundtable discussion of Greaves' topic: "HIV Infection and AIDS—Their Impact on the African American and Hispanic Communities and Women."

"We are cultivating a talent pool for the future," Curtis points out. "In this way, we give back to the community. We're

not just receivers in this, we're givers as well."

'Getting the Right Players'

Another area where BSA members feel they can help is recruitment of scientists to NIH. Faced with a sea of similarly qualified CVs, lab chiefs with open science positions often rely more heavily on informal networking to hire new graduates and postdocs. Many times, BSA members agree, getting hired depends not only on what you know, but also on who you know.

"That's what the association brings to NIH," King says, "an opportunity to get your foot in the door and demonstrate your talent. We can help get the right player to the right place."

Even before a Black scientist decides to join NIH, BSA members can offer critical intermediary assistance and unique perspective on the work environment here, notes Massaquoi.

"From our own experiences, BSA members can give someone a better picture of what they are likely to be doing in this lab or that office," he says. "We can be an enormous resource to recruitment efforts. And we're simply talking about helping to locate and attract quality scientists, not about having unfair advantages. Too often we hear: 'We advertised this position, but no qualified Blacks showed up.' The BSA can help end that."

More than an organization for African Americans, the Black Scientists Association counts among its members NIH scientists and administrators who are natives of Nigeria, Antigua, and Jamaica and other Caribbean locales.

"Most of the problems we encounter as scientists are the same as those encountered and described by other minority and nonminority scientists," Massaquoi explains. "However, there are sometimes some special twists because we are Black. The BSA just wants to be active in the process of making improvements. The only practical criterion we have for membership is that there be a clear dedication to furthering the goals of Black scientists at NIH." □

Jujitsu Club Recruits

The NIH Jujitsu Club teaches simple, practical self-defense techniques, as well as helps to develop fitness and flexibility. The club meets every Tuesday and Thursday from 8:30 to 10 p.m. in the Malone Center, Bldg. 31C, B4 level (NIH Fitness Center). For more information, contact the instructor, Dr. Rick Jobin, 6-7783. □

Former FIC Director Leon Jacobs Dies

Dr. Leon Jacobs, director of the Fogarty International Center from 1978 to 1979, and an internationally recognized parasitologist known for his work in toxoplasmosis-related blindness, died of cancer at his home in Washington, D.C., on Oct. 3, at the age of 80.

Jacobs came to the NIH Division of Zoology in 1937, beginning an NIH career that spanned almost 42 years. During that time, except for service in World War II and 2 years as deputy assistant secretary for science in the Department of Health, Education and Welfare (DHEW) from 1967 to 1969, he served NIH with distinction in numerous positions.

In 1946, after 3 years in the Army as malaria control officer for the South Atlantic Theater, he joined the newly organized NIAID Laboratory of Tropical Diseases.

In a series of studies, Jacobs demonstrated that toxoplasma could be the cause of chronic retinal disease in man even though antibody levels were very low, hardly indicative of an active infection. He explained the low antibody levels by showing that the parasite could reside in the eye without stimulating antibody production to the point where blood tests would be significant. Still more important, he succeeded in proving that toxoplasma was involved as the cause of uveitis by isolating and identifying for the first time the parasite from the eye of a patient who showed only low antibody levels in the blood stream. For these and other studies, recorded in about 100 contributions to the literature, he received the Arthur S. Flemming Award of the Junior Chamber of Commerce, the Biological Sciences Award of the Washington Academy of Sciences, and the Henry Baldwin Ward Award Medal of the American Society of Parasitologists. He was also the recipient of the Brooklyn College Distinguished Alumnus Award, the George Washington University Alumni Achievement Award and the PHS Distinguished Service Medal.

In 1959, the NIAID Laboratory of Parasitic Diseases was formed from components of the Laboratory of Tropical Diseases, and Jacobs became its chief, remaining in that capacity for 6 years, except for 1 year of research on

toxoplasmosis in sheep in New Zealand under Fulbright and Guggenheim fellowships from 1960 to 1961. From 1964 to 1965, he was acting scientific director of NIAID, and in 1966 he became scientific director of the NIH

Division of Biologics Standards, in charge of scientific coordination of research programs, a position in which he served for 18 months. He left to become DHEW deputy assistant secretary for science. For his work in the department, he received the Superior Service Award in 1968. In 1969, he returned to NIH as assistant director for collaborative research, a post

that was raised to the level of associate director in July 1972.

In 1978, in culmination of his many years of interest in international cooperation in the biomedical sciences, Jacobs became the second director of the Fogarty International Center, succeeding Dr. Milo D. Leavitt, Jr., who had served as FIC director since its establishment in 1968. Jacobs' international activities included service as chairman of the panel of parasitic diseases of the U.S.-Japan Cooperative Medical Sciences Program from 1965 to 1970, and as chairman of the subcommittee on biomedical research of the U.S.-Egypt joint health working group from 1977 to 1979. As FIC director, he focused on expanding the scholars-in-residence program, international research fellowships and the cooperative aspects of NIH programs.

Jacobs' distinguished career did not end with his retirement from NIH. He was named NIH scientist emeritus and retained an interest in the study of toxoplasmosis and other parasitic diseases. He became a visiting professor of parasitology at the University of Arizona School of Medicine and taught at the University of South Florida Medical School and Case Western Reserve University. He was scientific director of the National Society for Medical Research from 1980 to 1984.

His continued interests in tropical diseases and international cooperation led him to accept the position of chairman of the board and president of the Gorgas Memorial Institute of Tropical and Preventive Medicine in 1983. The Gorgas Memorial Laboratory in Panama City, Panama, which functioned under the institute's aegis, was established in

1928 through the cooperative efforts of the United States and Panama. Jacobs championed the cause of this international research center for the study of tropical diseases and their control until it closed in 1990. The laboratory made important contributions to studies of yellow fever, malaria and Chagas' disease, as well as leishmaniasis, and Venezuelan and equine encephalitis. Jacobs was responsible for establishing the annual Gorgas Memorial Lectureship at NIH, a distinguished series of lectures in the field of parasitology and tropical medicine, and gave the inaugural lecture in 1991. He also was instrumental in establishing an endowment to fund the Gorgas Memorial Fellowship Program, which provides grants to young investigators from the United States, Central America and Panama, and the Caribbean to conduct collaborative research projects.

A native of Brooklyn, N.Y., Jacobs graduated from Brooklyn College in 1935 and received his M.A. and Ph.D. in parasitology from George Washington University in 1938 and 1947, respectively. He is survived by his wife of 49 years, Eva E. Jacobs, three children: Jonathan H., Alice E. and Abby M. of Boston; and a brother, George M. Jacobs of Albany, N.Y. □

PC Topic Session, Nov. 2

DCRT's Distributed Systems Branch holds regular PC Topic Sessions designed to keep NIH'ers up to date on rapidly advancing PC technology. Featured Thursday, Nov. 2 from 9 to 10:30 a.m. in Bldg. 10's Lipsett Amphitheater will be Memory Management Under Windows 95. Although Microsoft's new Windows 95 represents new technology in many ways, in some respects it is still subject to DOS limitations, including memory. At this meeting, representatives of Qualitas, Inc., makers of 386MAX and other leading-edge memory management products, will discuss memory management issues under Windows 95 and preview the latest version of their flagship product, MAX 8. □

'Medical Pluralism' Conference

The National Library of Medicine, in conjunction with Dr. Kenneth X. Robbins, will host a full-day conference on "Medical Pluralism in the Indian Princely States," on Friday, Dec. 1 at the Natcher Conference Center (Bldg. 45). For more information, contact Dr. Stephen Greenberg, 6-5405 (email: hmdref@nlm.nih.gov). □

DSFM Retirees Mark Over 300 Years of Service

The Division of Space and Facility Management recently honored retirees Juanita Byrd, Jean Clarke, Irene Ford, Ophelia Harding, Ana Hurtado, William Mimms, E. Jean Myers, Ida Price, Grace Segeé, William Smith, and Mary Williams. The retiring staff combine more than 300 years of dedicated service at NIH.


Grace Segeé, chief of the Sanitation Services Branch (SSB), began her federal career in 1957 in the Clinical Center and held numerous positions at NIH. She progressed from a supply technician to chief of the inventory management section. In 1985, she became chief of the Sanitation Services Branch, where she guided the contracting out of the NIH sanitation function. She transformed the staff of SSB into contract monitors with oversight responsibility for ensuring compliance.

Segeé's motto, "Reach for the Stars," has not only guided her career, but has also propelled her two daughters to excel in achieving their career goals: Pamela Beverly is an NIH contracting officer and the Hon. Michele Hotten is a District Court judge in Prince George's County. A voracious reader, Segeé plans to catch up on the latest novels, mentor young adults, spend time with her grandchildren, and travel.

Ophelia Harding, housing manager for DSFM, retired after 40 years of service, all with NIH. For more than two decades she managed the daily operations of NIH's housing on campus and at Poolesville. She has always been a helping hand even before becoming resident manager of the NIH apartment. She began her career at NIH in 1955 as a practical nurse in the Clinical Center.

Harding's home for more than 22 years was 120 Center Drive, Apartment 101. She helped five NIH directors settle in their homes, assisted medical interns who had lost their apartment keys, guided new families into homes on campus, and dispensed warm welcomes to those who had moved here from all over the states and from overseas.

Ella Jean Myers, known to NIH as "Jean Myers," also retired recently. She began her federal career in 1964 with the General Accounting Office and came to NIH in 1972, quickly moving through the ranks to become chief administrative officer for the Division of Administrative Services in 1981. She served as chief of the Conference Services Branch, directed



DSFM Director Paul Horton (seated, c) bids farewell to retirees (standing, from l) William Smith, Juanita Byrd, Grace Segeé, William Mimms, Irene Ford, Jean Myers, Ida Price and (seated from l) Jean Clark and Ana Hurtado.

the NIH travel office, and was the senior administrative officer for DSFM. She furthered her education through the NIH University Program toward an associate of arts degree and received a certificate of outstanding achievement in academic studies. Myers was active in community affairs, and received the Superior Court of the District of Columbia's Certificate of Appreciation for significant community service to the citizens of D.C.

Myers is committed to family, church, friends and community. She is involved in her church as a trustee, sings with many choirs, and with her sisters who are known as the Brinkley Sisters. She also enjoys bowling, has won many trophies, and plans to join a league.

Juanita Byrd began her federal career at NIH in 1971 as a supply technician in the Supply Branch. She has held several positions within the Conference Services Branch and in the Sanitation Services Branch. Just prior to her retirement, she was an administrative technician for DSFM. She plans to spend more time with her son, travel abroad, and continue her participation in church functions.

Jean Clarke's career began at NIH in 1965, in the housekeeping services section, SSB. For 30 years she has ensured the cleanliness of the NIH environment. She became a sanitation services specialist and assisted the branch through the contracting out process. Clarke plans to spend her retirement watching her grandchildren grow, traveling to Atlantic City, relaxing, and enjoying life.

Irene Ford's career at NIH began in 1969 in the Sanitation Services Branch and for more than 26 years has been dedicated to the excellent performance of her duties. She was that friendly voice

on the Executive Plaza facilities management telephone who listened patiently to requests for more heat, less heat, replacement light bulbs, etc. In retirement, she will spend time putting her house in order, reading, working with senior citizens, and going on trips to Atlantic City.

Ana Hurtado was born in Colombia, South America, and has spent most of her life in her adopted country, the United States. Her NIH career began in 1974, in the housekeeping services section, SSB. For more than 20 years she has helped maintain NIH. She has progressed from her initial duties to sanitation services specialist. Hurtado plans to spend her retirement shopping, traveling and enjoying life.

William Mimms, supervisor of the housekeeping section, retired after 36 years of government service. He began his federal career in 1958 after serving in the military. He saw SSB through the transition from direct sanitation service to contract management. Although he took advantage of the December 1994 early-out retirement, he returned to participate in the recent retirement celebration. When asked what he has been doing, his reply was, "Gone fishing!" Mimms enjoys traveling and sitting on the bank of a stream with a fishing pole in his hand.

Ida Price, a sanitation services specialist, began her federal career in 1974 at NIH in the housekeeping services section, SSB. For just over 20 years, she ensured that NIH was a bright and shining place to work. Price was proud of her contributions to the life of NIH. When asked what she will miss, her reply was, "The people." She plans to attend her family reunion in North Carolina

and then to resume her former career as a health care specialist on a part-time basis.

William Smith, a conference services clerk, began his career at NIH in 1979 in the housekeeping services section, SSB. After more than 14 years in SSB, he accepted a position in 1993 in the Conference Services Branch, where he helped NIH staff and visitors make their meetings function a little more smoothly. When asked what his plans are after retirement he replied, "I am going to travel and maybe work part-time, just to keep in touch with the world."

Mary Williams, supervisor in the Sanitation Services Branch, began her federal career in 1967 at NIH and provided staff direction through reorganizations and changes in administration. She also took advantage of the December 1994 early-out retirement and was remembered at the celebration. Williams has been traveling and spending time with her family and grandchildren. She now has the luxury of time to participate in the many functions at her church. □

Virology Interest Group Meets

The first organizational meeting of an NIH virology research interest group is scheduled for Nov. 9 from 2 to 3 p.m. in Bldg. 4, Rm. 433/437. All NIH scientists working in this field are invited to attend. At that time, the format and frequency of future meetings and seminars will be determined. Additional activities that will enhance scientific and social interactions between virologists within and around NIH will be discussed. Those unable to attend may convey their interest and ideas to Bernie Moss, NIAID, preferably by email: bmoss@nih.gov or fax: 0-1147. □

DCRT Training Classes

DCRT Support for Unix Workstations at NIH	10/25
Comfortable Computing: Workstation Ergonomics	10/26
DCRT Web Publishing Services	10/26
NIH SQL Processor Workshop	10/27
Relational Database Design	10/30
SAS Fundamentals I for Nonprogrammers	10/30-31
Planning and Installing a LAN	10/31
What's New on the World Wide Web	10/31
Introduction to Networks	10/31
Genetics Computer Group Sequence Analysis	11/1-3
Fundamentals of Unix	11/1-2
MATLAB	11/6-7
Remedy - Client/Server Help Desk Tool	11/7
Adv. SQL: Structured Query Language Unleashed!	11/8-9
Metacomputing on the Internet	11/8
Advanced Network Topics	11/8
Backing Up Personal Computer Data	11/9
Embedding SQL in a Host Language	11/13

All classes are on the NIH campus and are given without charge. □

Pioneering Scientist Margaret Pittman Dies

Dr. Margaret Pittman, 94, a retired NIH scientist who worked on the development of vaccines to prevent typhoid, cholera and whooping cough, died Aug. 19 at Prince George's Hospital Center in Cheverly, Md. She had kidney failure and congestive heart failure.

Pittman joined NIH in 1936 as a bacteriologist. In 1958, she was appointed chief of the Laboratory of Bacterial Products, thus becoming the first woman to head a major lab at NIH. She remained in that job until retiring in 1971, but she continued working in retirement until suffering a stroke in 1993.

During her NIH years, Pittman also participated in a Southeast Asia Treaty Organization project on cholera research in Pakistan, and for 5 years she was the project's director at NIH. She also had served as a consultant to the World Health Organization on requirements for a cholera vaccine.

In retirement, she was a consultant to WHO in Cairo and Madrid. She had also consulted for the State Institute for

Serum and Vaccine in Iran and Connaught Laboratories Ltd. in Toronto.

She wrote more than 90 scientific papers. In 1970, she was one of six women to receive the Federal Woman's Award. In 1955, she was president of the Washington Academy of Science.

Pittman was born in Prairie Grove, Ark. She graduated from Hendrix College in Conway, Ark., and received a master's degree and a doctorate in bacteriology from the University of

Chicago.

Before coming to Washington and NIH, she served on the scientific staff of the Rockefeller Institute for Medical Research and as an assistant bacteriologist for the New York state health department.

She had served on the board of Mount Vernon Place United Methodist Church.

Survivors include a sister, Mary Helen Pittman, and a brother, Dr. James E. Pittman, both of Texas.

In Search of Riders, Drivers With Something to Share

NIH participates in the Metropolitan Washington Council of Governments Ridefinders Network. With school back in session, traffic has increased dramatically. To assist NIH employees in their efforts to get to and from work, NIH provides a free carpool and vanpool locator service—NIH Ridefinders Network.

Benefits of sharing a ride include: Save money on gas, auto insurance, and wear and tear on your vehicle by as much as 50 percent; alleviate commuting stress; ease traffic congestion; and reduce pollution.

If you work at NIH, NIH Ridefinders Network can provide you with free carpool, vanpool and public transportation information. This information is available to you here on campus. Stop by the Employee Transportation Services Office (ETSO) in Bldg. 31, Rm. B3B08 or call 2-RIDE (2-7433). ETSO can match you with other NIH employees who have expressed an interest in carpool/vanpooling. You may even qualify for the coveted carpool permit and be able to park closer to your

building. Or, if you prefer, you can pool with riders from Bethesda Naval, Suburban Hospital, or any other area business.

Interested in vanpooling? You may qualify for up to \$42 in the NIH Transshare Program. Unsure if a vanpool originates from your home location? Join the NIH Ridefinders Network!

"But sometimes I need my car!" you say. Carpool and vanpool riders can get up to 24 temporary parking permits per year. You can request a temporary permit from the Parking Office located in Bldg. 31, Rm. B3B04. It's that easy. Drive up to the C-wing entrance and park your car in the short-term Parking Office spaces located in the driveway. The office is open from 7:30 a.m. to 4:30 p.m., Monday through Friday.

"What if I begin work before the Parking Office opens? How do I get a temporary permit?" The NIH Police, Bldg. 31, Rm. B3B17, may issue you a temporary dashboard permit in the event the office is closed. Call ETSO and sign up today. □

Alt To Deliver NIAID's Kinyoun Lecture, Nov. 3

This year's speaker for NIAID's Kinyoun Lecture is Dr. Frederick W. Alt, Howard Hughes investigator at Children's Hospital in Boston and professor of genetics and pediatrics, Harvard Medical School. The lecture will be held on Friday, Nov. 3, 3:30 to 4:30 p.m., in Lipsett Amphitheater, Bldg. 10.

"With his recent studies of the VDJ recombination system," said NIAID director Dr. Anthony S. Fauci, "Dr. Alt has charted new territory in our understanding of the immune system's ability to recognize an invading microbe and respond to each antigen presented. By making use of targeted mutations in mouse stem cells, he has elucidated the mechanisms through which both the broad antibody response and T-cell receptor diversity are generated."

Animal studies have shown that most proteins are encoded by single genes located on a single chromosome. However, antibodies, which are the products of immune system B-cells, and the T-cell receptor are different; they are encoded by genes that must be assembled from several separate gene segments. The genes for the component chains of the antibody or T-cell receptor molecules are grouped on different chromosomes. The assembly of these gene segments to form a functional antibody molecule is referred to as VDJ recombination.

Alt and his colleagues have used gene-targeted mutation technologies to generate mice that are totally immunodeficient because they lack one of the genes necessary for VDJ recombination. The group then used these mice to develop an embryonic stem cell-based assay, with which it is now possible to define the role of almost any gene involved in lymphocyte development and function.

Alt received his undergraduate degree in biology in 1971 from Brandeis University. In 1977, he completed his Ph.D. in biological sciences at Stanford University, where he worked with Robert Schimke and discovered the phenomenon of gene amplification in the context of cellular resistance to anticancer drugs. He entered the immunology field during postdoctoral work with David Baltimore at Massachusetts Institute of Technology. In 1982, he joined the faculty of the College of Physicians and Surgeons at Columbia University, where, in 1985, he became professor of biochemistry and molecular biophysics. In 1987, he

became an investigator of the Howard Hughes Medical Institute at Columbia.

Alt accepted his current positions in 1991. He also holds the title of senior investigator at the Center for Blood Research. He was appointed the Charles A. Janeway professor of pediatrics and genetics in 1993.

Alt is a member of the editorial boards of *Molecular and Cellular Biology*, *Advances in Immunology*, *International Immunology*, and *Developmental Immunology*. He serves as advisory editor for the *Journal of Experimental Medicine and Science* and is a coeditor of *Current Opinion in Immunology and Immunity*.

Last year, he was elected to the National Academy of Sciences, the American Academy of Microbiology, and the American Academy of Arts and Sciences. Among his many honors are the Irma T. Hirschl Career Scientist Award, the Searle Scholars Award, and the Mallinckrodt Scholar Award. In 1991, NIH recognized Alt's work with a MERIT Award, a grant to investigators whose research competence and productivity are distinctly superior.

Attendees are invited to meet Alt at the reception to be given in the amphitheater lobby after the presentation. □

Auditions for Variety Show

Auditions are being held at NIH in Masur Auditorium, Bldg. 10, on Nov. 5 and 12 for singers, dancers, musicians, and other performing artists to participate in the fourth annual NIH Benefit Variety Show. The show will be held on Saturday, Jan. 20, 1996, at 8 p.m.

Helpful Hands, an organization founded to showcase talent and benefit worthy causes, will present the show. Proceeds will support the Friends of the Clinical Center. To schedule an audition, call (301) 840-1177. □

Chamber Music Concert Set

The Rock Creek Chamber Players will perform on Sunday, Nov. 5 at 3 p.m. in the 14th floor assembly hall, Clinical Center, Bldg. 10. The program, presented under the auspices of the CC's recreation therapy section, will include J.S. Bach's Brandenburg Concerto No. 3, Hindemith's third string quartet, three preludes for solo piano by Astor Piazzolla, and Mendelssohn's C minor piano trio. More information about the concert, which is free and open to the public, is available at (202) 337-8710. □

Reinvention III: An Update

The Staff Training in Extramural Program (STEP) committee will present a STEP Forum entitled "Reinvention III: An Update," on Tuesday, Nov. 14, from 1 to 4:30 p.m. in the Natcher Auditorium.

NIH is entering into its third year as a designated reinvention laboratory and new concepts are being introduced that have or will change the way NIH administers extramural programs. What are these concepts? What do they mean to the day-to-day operations of extramural offices? What is on the horizon? This forum will provide an update on reinvention activities, those already implemented and those still in planning. Time will be provided to discuss the proposals and ask questions of the "movers and shakers" who have developed reinvention ideas.

The speakers will include: Dr. Wendy Baldwin, NIH deputy director for extramural research; Geoffrey Grant, acting director, OPERA, OD; Dr. Walter Stolz, director, Division of Extramural Activities, NIDDK; Dr. John McGowan, director, Division of Extramural Activities, NIAID; Dr. Faye Austin, acting director, Division of Cancer Biology, NCI; Dr. Donna Dean, acting chief, Referral and Review Branch, DRG, and Diane Frasier, director, Office of Contracts and Grants Management, OD.

The forum is open to all personnel and requires advanced registration. For more registration information or reasonable accommodation, contact Brian Weatherly, (301) 460-3679. □

Wednesday Afternoon Series

The Wednesday Afternoon Lecture Series continues with a pair of upcoming talks, held at 3 p.m. in Masur Auditorium, Bldg. 10. On Nov. 1, Dr. Thomas A. Kunkel, research geneticist, Laboratory of Molecular Genetics, NIEHS, will give the G. Burroughs Mider Lecture. His topic will be "DNA Replication Fidelity, Mismatch Repair, and Genome Stability."

On Nov. 8, Prof. Christopher T. Walsh, president of the Dana-Farber Cancer Institute in Boston will speak on "Molecular Mechanisms for Bacterial Resistance to the Antibiotic Vancomycin." Host for the event is the Molecular Biology Interest Group.

For more information, contact Hilda Madine, 4-5595.