

STUDENT HANDOUT - ADAPTATION CARDS



Seed Dispersal Adaptation

Adapt your seed to be carried by water and then scratched by rocks and soil.



Seed Dispersal Adaptation

Adapt your seed so that it can shoot into the air at least two feet.

Seed Dispersal Adaptation

Adapt your seed so that it can hitchhike on an animal or person.

Seed Dispersal Adaptation

Adapt your seed to attract a bird or other animal.


Seed Dispersal Adaptation

Adapt your seed so that wind can carry it at least two feet.

STUDENT HANDOUT – TRAVELING SEEDS

Name: _____

How do you think these fruits and seeds are carried? You may choose more than one way.




Wind

Water

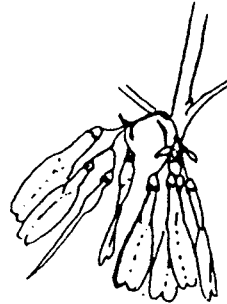
Furry animals

Birds


Tortoises



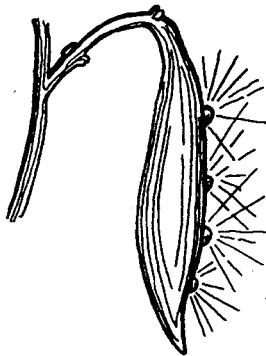
Cactus Fruit



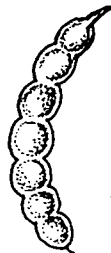
Velvet Ash



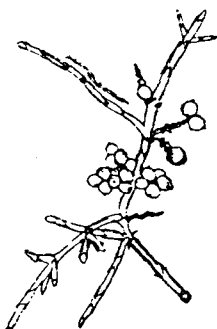
“Winged” fruit
from a Salt-Bush



Milkweed



Mesquite Bean



Desert Mistletoe
Berries




Ocotillo Seed

STUDENT HANDOUT — ADAPT-A-SEED


NAME: _____

Hi, I'm a seed. Draw adaptations on me so that I can travel.


1. Draw adaptations to help me shoot into the air.



2. Draw adaptations to help me fly in the wind.



3. Draw adaptations to help me be eaten by animals.



4. Draw adaptations to help me hook on to animals.



Seed Template

