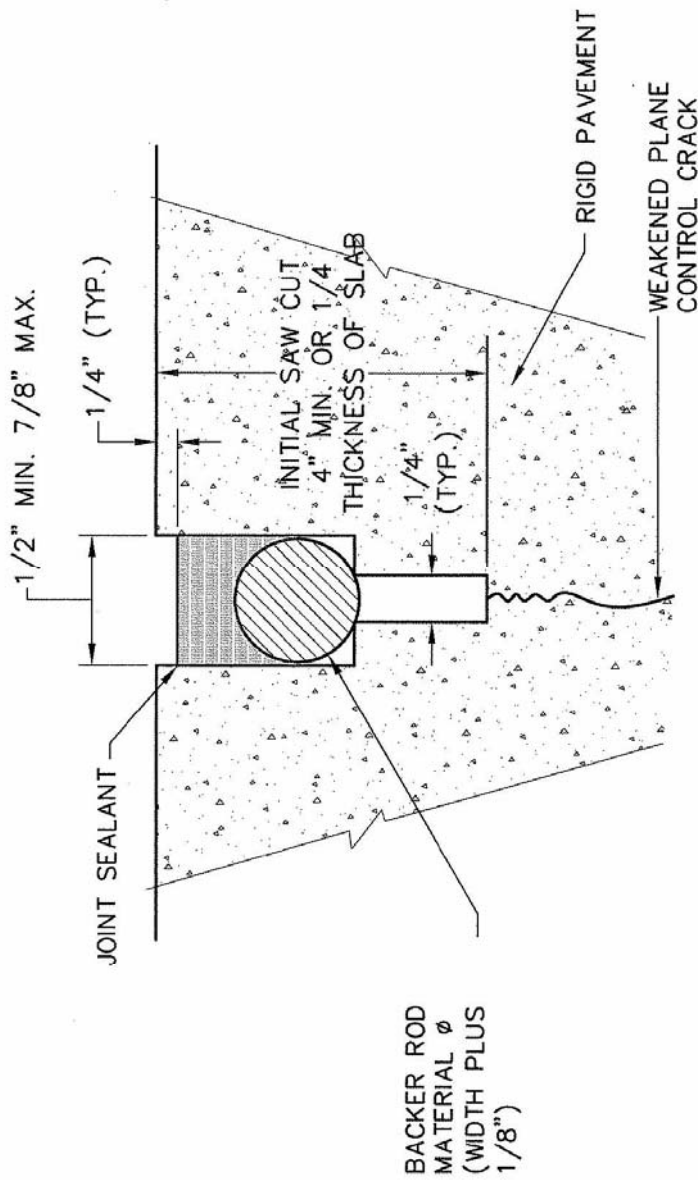


Figure C - 9. Full Depth Rigid Pavement Slab Repair Detail - Section

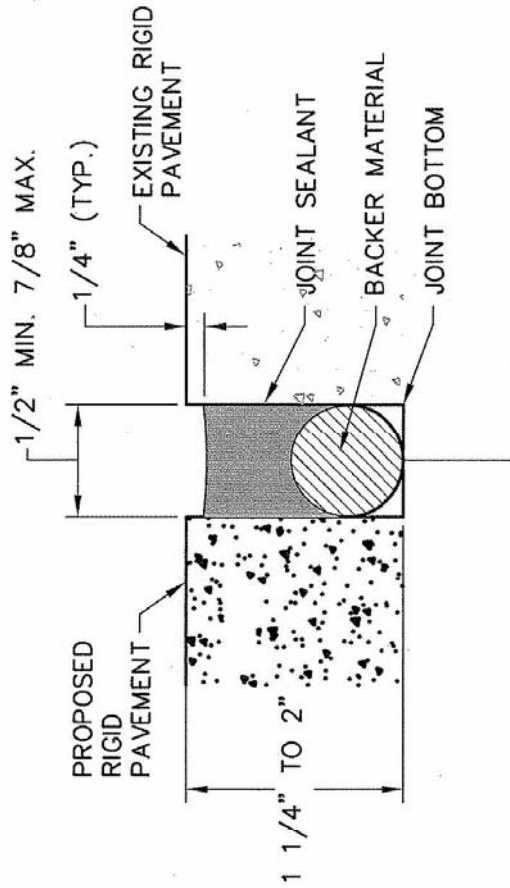


NOTES:

1. INITIAL SAW CUT OF NEW CONCRETE SLAB CONTRACTION JOINT SHOULD BE MADE AS SOON AS PRACTICAL BASED ON MATERIAL SET TIME.
2. SAW CUT WIDTH AND DEPTH TO BE DETERMINED BY SEALANT TYPE AND MANUFACTURER'S RECOMMENDED RESERVOIR DIMENSIONS.

SAW CUT CONTRACTION JOINT DETAIL
NOT TO SCALE
FIGURE C-10

Figure C - 10. Saw Cut Contraction Joint Detail



NOTE:

SAW CUT WIDTH AND DEPTH TO BE DETERMINED BY SEALANT TYPE AND MANUFACTURER'S RECOMMENDED RESERVOIR DIMENSIONS

SAW CUT DETAIL
RIGID PAVEMENT/RIGID PAVEMENT INTERFACE LARGE SLAB(S) REPAIRS
NOT TO SCALE
FIGURE C-11

Figure C - 11. Saw Cut Detail Rigid Pavement/Rigid Pavement Interface Large Slab(s) Repairs

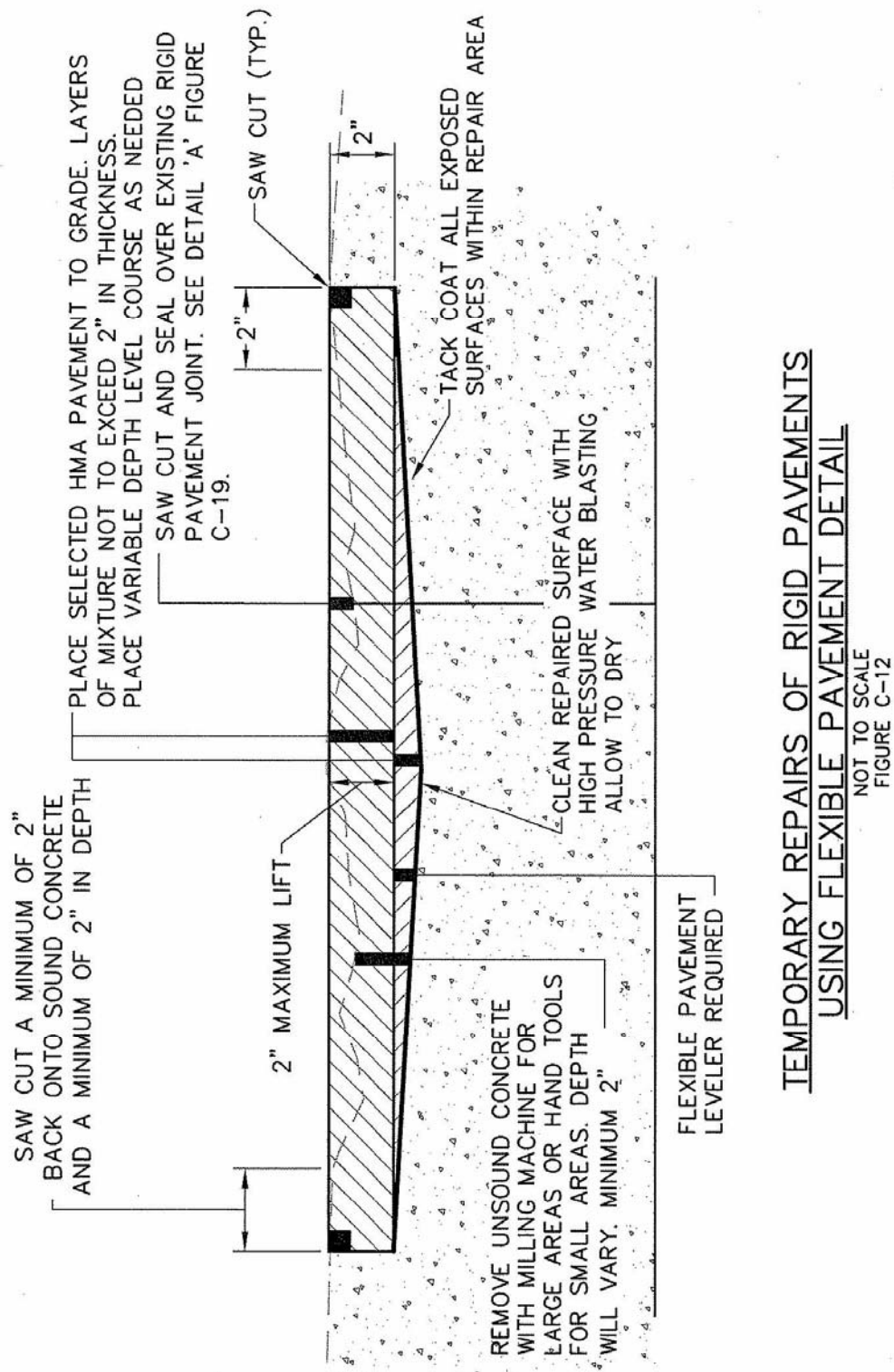
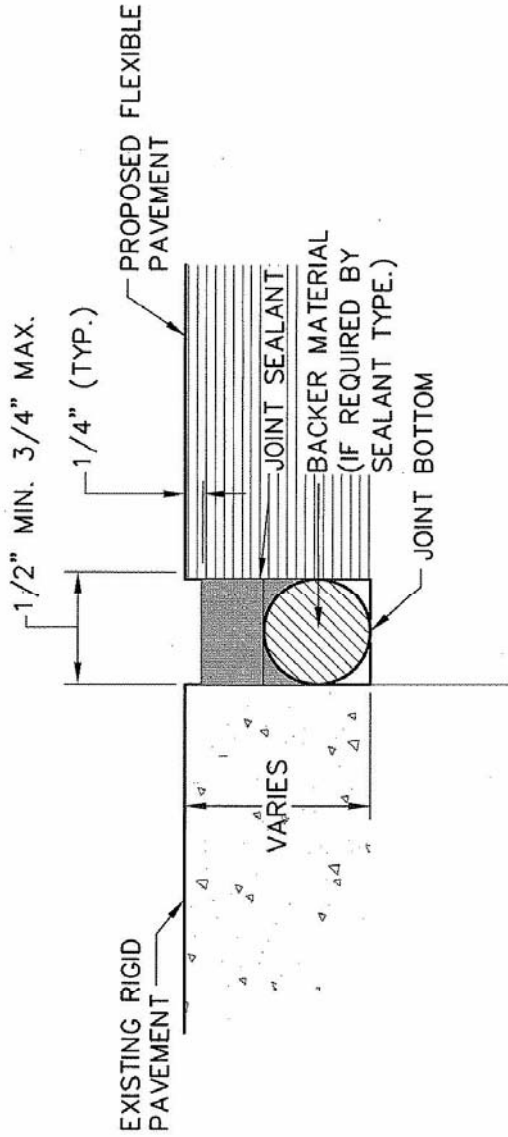


Figure C - 12. Temporary Repairs of Rigid Pavements Using Flexible Pavement Detail



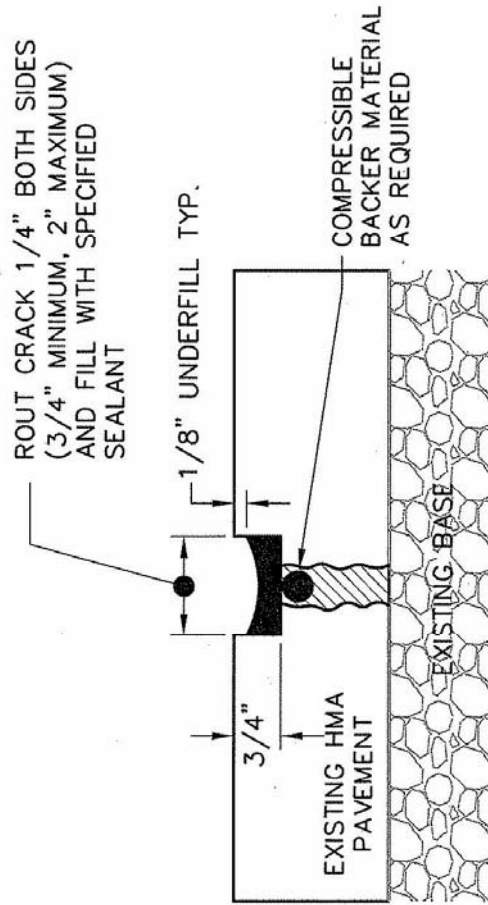
NOTE:

SAW CUT WIDTH AND DEPTH TO BE DETERMINED BY SEALANT TYPE AND MANUFACTURER'S RECOMMENDED RESERVOIR DIMENSIONS

**SAW AND SEAL JOINT DETAIL
RIGID/FLEXIBLE PAVEMENT INTERFACE**

NOT TO SCALE
FIGURE C-13

Figure C - 13. Saw and Seal Joint Detail Rigid/Flexible Pavement Interface



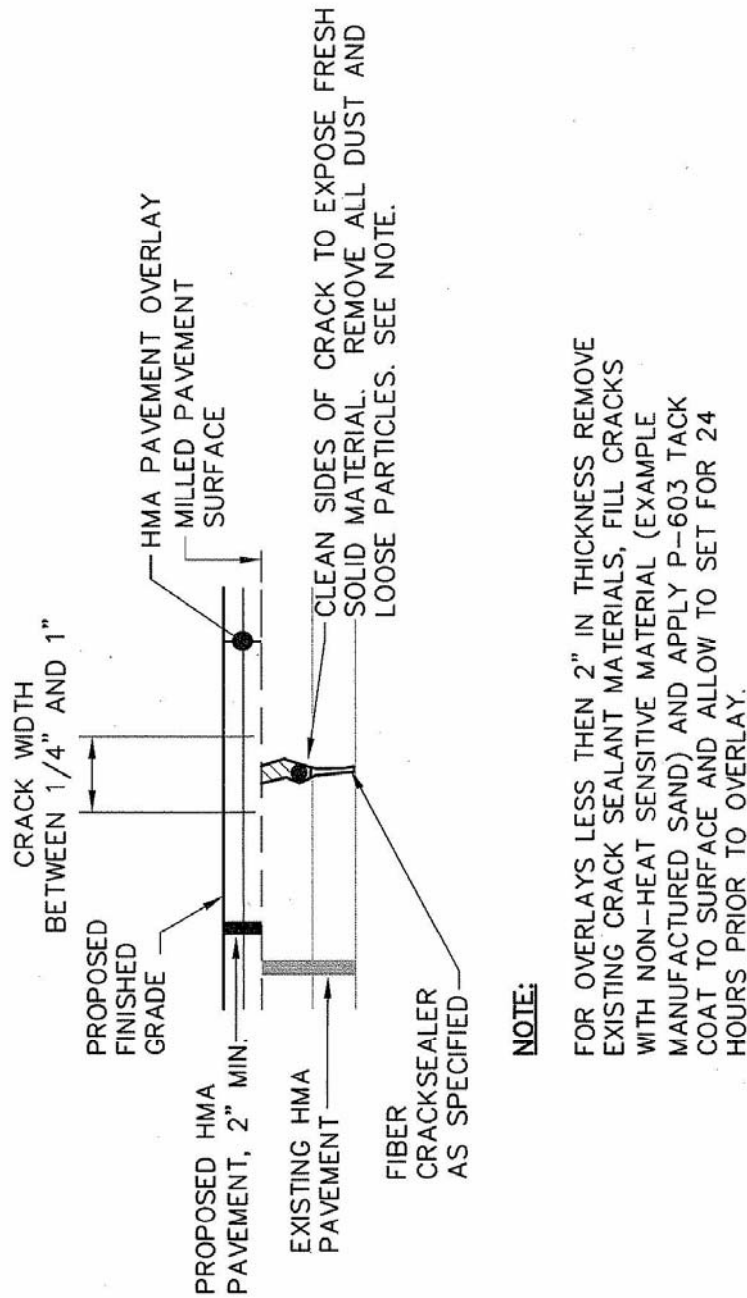
NOTE:

DEPENDENT ON SEALANT TYPE. USE MANUFACTURER'S RECOMMENDATIONS FOR BACKER MATERIAL TO FORM RESERVOIR FLOOR.

CRACK REPAIR DETAIL – CRACKS LESS THAN 1" WIDE AND GREATER THAN 1/8" WIDE USING ROUTER

NOT TO SCALE
FIGURE C-14

Figure C - 14. Crack Repair Detail – Cracks Less Than 1" Wide and Greater Than 1/8" Wide Using Router



**CRACK REPAIR WITH HMA
PAVEMENT OVERLAY 2" OR GREATER DETAIL**

NOT TO SCALE
FIGURE C-15

Figure C - 15. Crack Repair With HMA Pavement Overlay 2" or Greater Detail

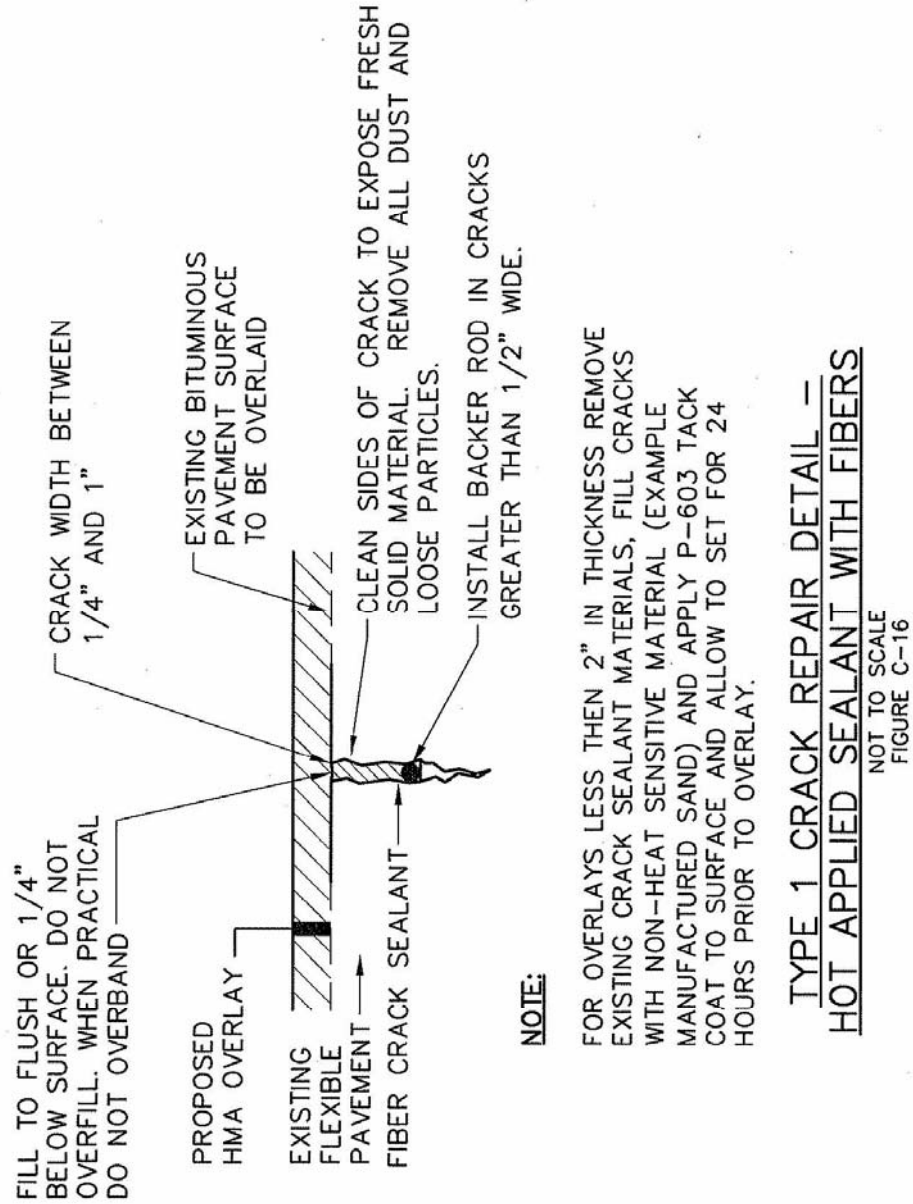
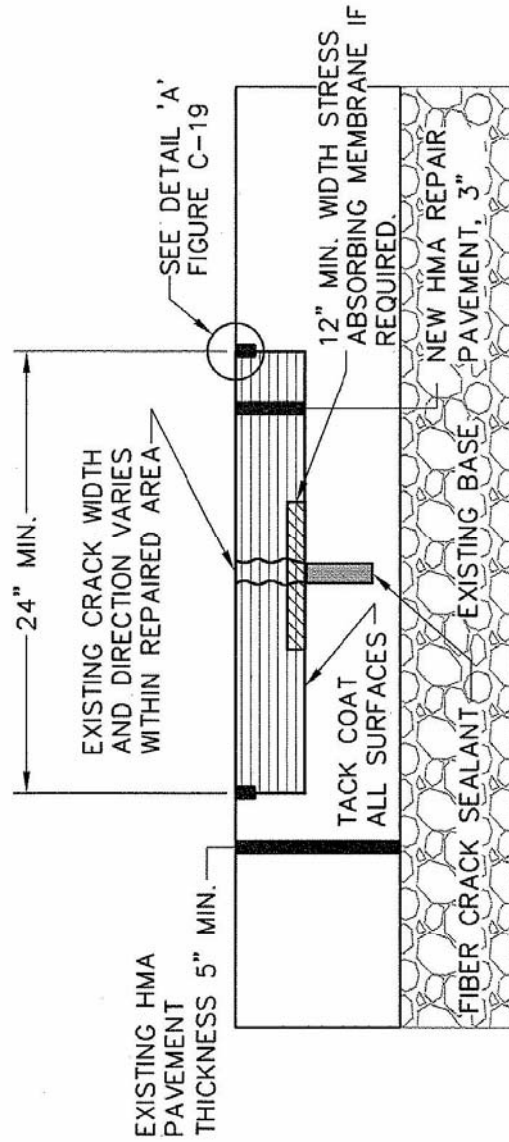


Figure C - 16. Type 1 Crack Repair Detail – Hot Applied Sealant With Fibers



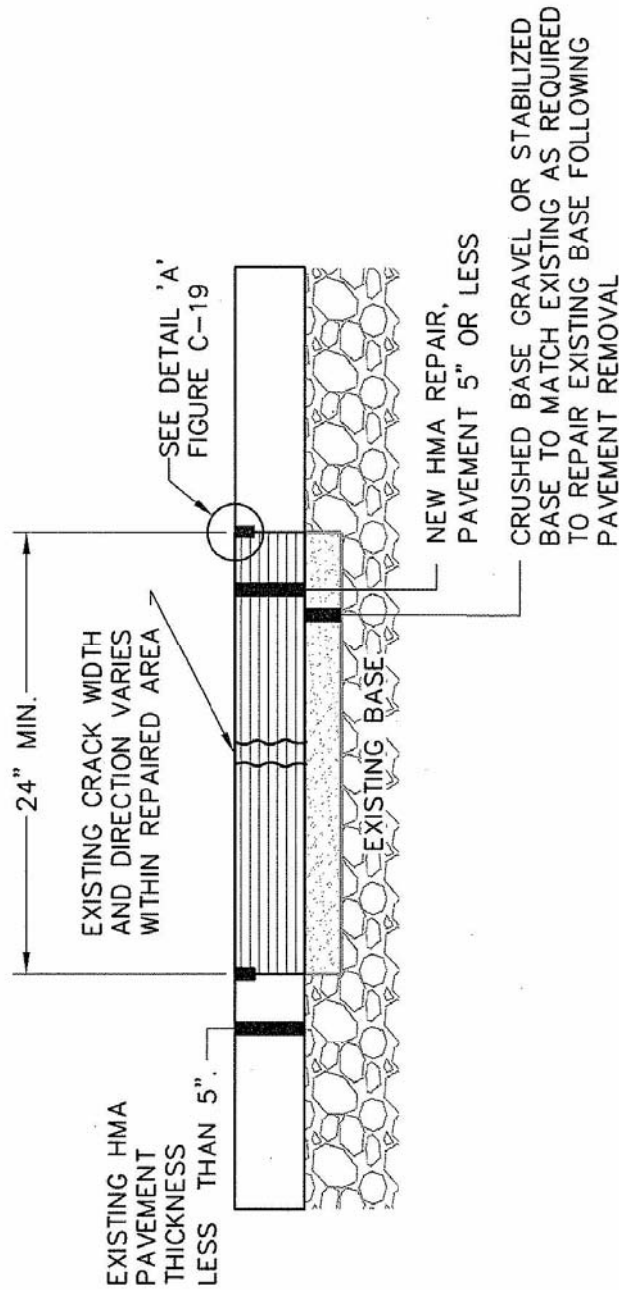
NOTES:

1. THIS REPAIR MAY BE USED WITHOUT AN OVERLAY AS SHOWN.
2. WHEN AN OVERLAY IS SCHEDULED DETAIL 'A' MAY BE ELIMINATED.

TYPE 2A CRACK REPAIR DETAIL – CRACKS GREATER THAN 1” WIDE IN PAVEMENTS 5” OR GREATER IN THICKNESS

NOT TO SCALE
FIGURE C-17

Figure C - 17. Type 2A Crack Repair Detail – Cracks Greater Than 1” Wide in Pavements 5” or Greater in Thickness



NOTES:

1. THIS REPAIR MAY BE USED WITHOUT AN OVERLAY AS SHOWN.
2. WHEN AN OVERLAY IS SCHEDULED DETAIL 'A' MAY BE ELIMINATED.

**TYPE 2B CRACK REPAIR DETAIL –
CRACKS GREATER THAN 1" WIDE IN PAVEMENTS LESS THAN 5" IN THICKNESS**

NOT TO SCALE
FIGURE C-18

Figure C - 18. Type 2B Crack Repair Detail – Cracks Greater Than 1" Wide in Pavements Less Than 5" in Thickness

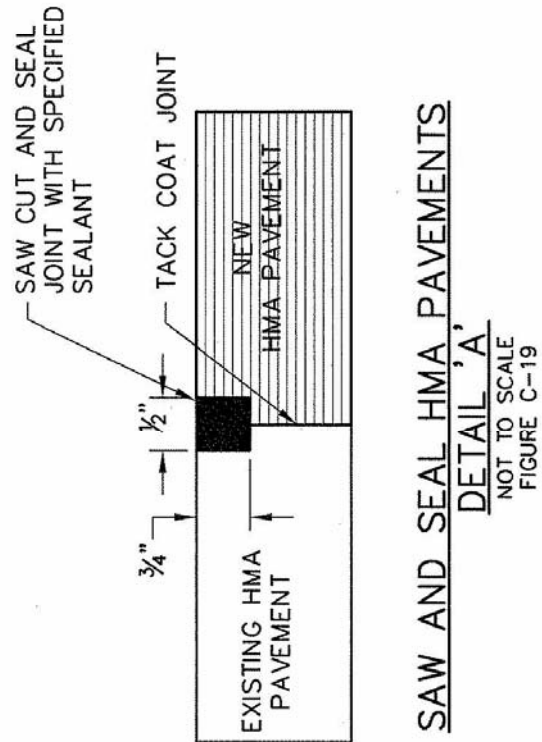


Figure C - 19. Saw and Seal HMA Pavements Detail 'A'

APPENDIX D. BIBLIOGRAPHY

1. *Joint and Crack Sealing and Repair for Concrete Pavements*, TB012P, American Concrete Pavement Association, Skokie, IL, 1993.
2. *Diamond Grinding and Concrete Pavement Restoration*, TB008P, American Concrete Pavement Association, Skokie, IL, 2000.
3. *Slab Stabilization Guidelines for Concrete Pavements*, TB018P, American Concrete Pavement Association, Skokie, IL, 1994.
4. *Stitching Concrete Pavement Cracks and Joints*, SR903P, American Concrete Pavement Association, Skokie, IL, 2001.
5. *Concrete Pavement Rehabilitation, Guide for Load Transfer Restoration*, JP001P, American Concrete Pavement Association, Skokie, IL, 1998.
6. *The Concrete Pavement Restoration Guide*, TB020P, American Concrete Pavement Association, Skokie, IL, 1998.
7. *Concrete Pavement Repair Manual*, JP002P, American Concrete Pavement Association, Skokie, IL, June, 2003.
8. *Concrete Crack and Partial-Depth Spall Repair Manual*, JP003P, American Concrete Pavement Association, Skokie, IL, 2003.
9. *SHRP H 349 Concrete Pavement Repair Manuals of Practice, Materials and Procedures for the Repair of Joint Seals in Concrete Pavements, Materials and Procedures for Rapid Repair of Partial-Depth Spalls in Concrete Pavements*, Strategic Highway Research Program–National Research Council, Washington, DC, 1993.
10. *SHRP H 348 Asphalt Pavement Repair Manuals of Practice, Materials and Procedures for Sealing and Filling Cracks in Asphalt-Surfaced Pavements, Materials and Procedures for the Repair of Potholes in Asphalt-Surfaced Pavements*, Strategic Highway Research Program–National Research Council, Washington, DC, 1993.
11. *Maintenance of Joints and Cracks in Concrete Pavement*, IS188.01P, Portland Cement Association, Skokie, Illinois 60077, 1976.
12. *Asphalt in Pavement Maintenance*, MS-16, Third Edition, The Asphalt Institute, Lexington, KY 40512, 1997.
13. *The Basic Asphalt Emulsion Manual*, MS-19 Third Edition, The Asphalt Institute, Lexington, KY 40512, 1998.
14. *Asphalt Overlays for Highway and Street Rehabilitation*, MS-17, Third Edition, The Asphalt Institute, Lexington, KY 40512, 2000.
15. *Maintenance and Repair of Surface Areas*, TM 5-624, MO-1 02, AFR 85-8, Departments of the Army, Navy, and Air Force, Washington, DC, 1977.

16. *Pavement Rehabilitation Materials and Techniques*, Synthesis of Highway Practice 9, National Cooperative Highway Research Program, Washington, DC, 1972.
17. *Sealing Joints and Cracks, Thin Resurfacing, and Locating Voids Under Concrete Slabs*, Transportation Research Record 752, Transportation Research Board, Washington, DC, 1980.
18. Report No. DOT/FAA/PM-87/8, *Micro-PAVER, Concept and Development, Airport Pavement Management System. 1988*
19. Report No. CEEDO-TR-77-44-VOL-1, *Development of a Pavement Maintenance Management System, Volume I: Maintenance and Repair Guidelines for Airfield Pavements*, Construction Engineering Research Laboratory, Champaign, IL, December 1977.
20. Report No. CEEDO-TR-77-44-VOL-2, *Development of a Pavement Maintenance Management System, Volume II: Airfield Pavement Distress Identification Manual*, Construction Engineering Research Laboratory, Champaign, IL, December 1977.
21. Report No. CEEDO-TR-77-44-VOL-3, *Development of a Pavement Maintenance Management System, Volume III: Maintenance and Repair Guidelines for Airfield Pavements*, Construction Engineering Research Laboratory, Champaign, IL, September 1977.
22. Report No. CEEDO-TR-77-44-VOL-4, *Development of a Pavement Maintenance Management System, Volume IV: Appendices A through I, Maintenance and Repair Guidelines for Airfield Pavements*, Construction Engineering Research Laboratory, Champaign, IL, September 1977.
23. Report No. FAA-RD-75-110-II, *Methodology for Determining, Isolating, and Correcting Runway Roughness*, Civil Engineering Research Facility, University of New Mexico, Albuquerque, NM, June 1977
24. Document No. D6-81746, *Runway Roughness Measurement, Quantification, and Application—The Boeing Method*, Boeing Commercial Airplane Group—Airport Technology Organization, Seattle, Washington, 2002.
25. Report No. FAA-RD-80-55, *Procedures for Condition Survey of Civil Airports*, U.S. Army Engineer Waterways Experimental Station, Vicksburg, MS, May 1980.
26. AC 150/5320-5, *Airport Drainage*.
27. AC 150/5320-6, *Airport Pavement Design and Evaluation*.
28. AC 150/5320-12, *Measurement, Construction, and Maintenance of Skid Resistant Airport Pavement Surfaces*.
29. AC 150/5370-11, *Use of Nondestructive Testing Devices in the Evaluation of Airport Pavements*.
30. AC 150/5380-7, *Airport Pavement Management System*.