

**COMMUNITY HOMELESSNESS ASSESSMENT,
LOCAL EDUCATION AND NETWORKING
GROUP (CHALENG) FOR VETERANS**

**THE FOURTEENTH ANNUAL PROGRESS REPORT ON
PUBLIC LAW 105-114**

**SERVICES FOR HOMELESS VETERANS
ASSESSMENT AND COORDINATION**

February 28, 2008

John H. Kuhn, LCSW, MPH, National CHALENG Coordinator, VA New Jersey Health Care System, Lyons, NJ.

John Nakashima, Ph.D., Program Analyst, Community Care, West Los Angeles Medical Center, Los Angeles, CA

ACKNOWLEDGEMENTS

The CHALENG for Veterans project continues to be successful because of the work done by each of the CHALENG points of contact (POCs) who are listed in Appendix 8. The dedication of VA staffs and their community counterparts are often the difference between life and death for the homeless veterans found on our city streets and country back roads. Their tireless efforts to improve the lives of our veterans often go unrecognized and unappreciated. To each of these marvelous, caring, gentle, and hard-working persons, we say THANK YOU!

We would like to thank Paul Smits, the Associate Chief Consultant, Homeless and Residential Rehabilitation and Treatment Services, for his assistance in the preparation of this report, and his leadership in addressing the health care needs of homeless veterans. We thank Peter Dougherty, Director of Homeless Programs Office for VA, for his endless dedication to the care of our nation's homeless veterans. Paul and Pete's support, feedback and guidance to Project CHALENG are immeasurable.

We would like to also thank Dr. Robert Rosenheck, Director of the Northeast Program Evaluation Center (NEPEC) at the VA Connecticut Healthcare System, West Haven, Connecticut, who provides valuable consultation to the CHALENG process. Aiki Atkinson, Research Assistant, scanned in and proofed over 9,000 CHALENG Participant Surveys for this report. Janice Gibson, Homeless Veteran Analyst, located at the VA Medical Center, Perry Point, Maryland, provided final document preparation for printing. Chelsea Watson, Program Specialist from VA's Homeless Providers Grant and Per Diem Program, provided technical assistance in the creation and maintenance of the CHALENG Web site which posts the most recent CHALENG report. Rhonda Simmons, Administrative Assistant for Project CHALENG, provided immeasurable support to the coordinator and to the entire CHALENG process. Thanks to all these people who make this process work so well.

Finally, a special thanks to Dr. Jim McGuire who since 1997 was the lead CHALENG evaluator and researcher. Jim was instrumental in developing the current methodology and format for the annual CHALENG report. He set a high standard for us all.

John Kuhn
John Nakashima

February 28, 2008

TABLE OF CONTENTS

Executive Summary	1
Introduction	3
Results from the Annual CHALENG Survey.....	4
CHALENG Survey Respondents.....	5
Table 1. CHALENG Community Provider Respondent Function, FY 2007.....	6
Table 2. VA Providers (staff), FY 2007.	6
Table 3. Years of Community Provider Involvement in CHALENG, FY 2007.	6
Table 4. Consumer (Homeless Veteran) Status.	7
Needs of Homeless Veterans.....	8
Table 5. Met and Unmet Needs of Homeless Veterans (All individuals who completed 2007, 2006 CHALENG Participant Surveys).	8
Table 6. Top Ten Highest <i>Unmet</i> Needs Identified by Homeless Veterans, FY 2005 - FY 2007.	12
Table 7. Top Ten Highest <i>Unmet</i> Needs Identified by VA and Community Providers, FY 2005 - FY 2007.	12
Table 8. Top Ten Highest <i>Met</i> Needs Identified by Homeless Veterans, FY 2005 - FY 2007.	13
Table 9. Top Ten Highest <i>Met</i> Needs Identified by VA and Community Providers, FY 2005 - FY 2007.	13
Site Estimates of Numbers of Homeless Veterans and Housing Capacity.....	14
Table 10. Bed Capacity and Bed Need Assessment.	18
Table 11. Community Providers Respondent Ratings of Partnership Integration in CHALENG Participant Survey, FY 2006 and FY 2007.	20
Table 12. Community Provider Respondent Ratings of Partnership Implementation	20
Table 13: Percentage of Point of Contacts (POCs) Indicating Interagency Collaborative Agreements with Select Program Types.....	21
Table 14. New Interagency Collaborative Agreements and Outreach Sites for FY 2007.	23
Table 15: Subject of New Interagency Collaborative Agreements Between VA and Community Providers, FY 2007.....	24
Table 16. Number of Veterans Served Through New Interagency Collaborative Agreements, FY 2007.....	25

POC Action Plans.....	25
Figure 1. Top Needs Selected for POCs to Address for FY 2007.....	25
Figure 2. Outcomes for Top Ten FY 2007 Action Plan Topics with Percentages of POC Sites that were Successful.....	26
Figure 3. Needs Selected For FY 2008 Plans.	28
Update on CHALENG Activities	29
Summary.....	30

Appendices

- Appendix 1: 2007 CHALENG Needs Score by VA Facility - Consumer (Homeless Veteran) Assessment
- Appendix 2: 2007 CHALENG Needs Score by VA Facility – Provider (VA and Community) Assessment
- Appendix 3: 2007 CHALENG Needs Score by Network
- Appendix 4: 2007 CHALENG Integration/Implementation Scores by VA Facility – Community Providers Assessment
- Appendix 5: FY 2007 Estimated Number of Homeless Veterans and Information Sources by VISN and VA - POC Site Assessment
- Appendix 6: VA Community Initiatives: Status of FY 2007 Action Plans Addressing Homeless Veterans Needs
- Appendix 7: Agencies Recognized for Assisting in Implementing FY 2007 Action Plans
- Appendix 8: Points of Contact by VISN

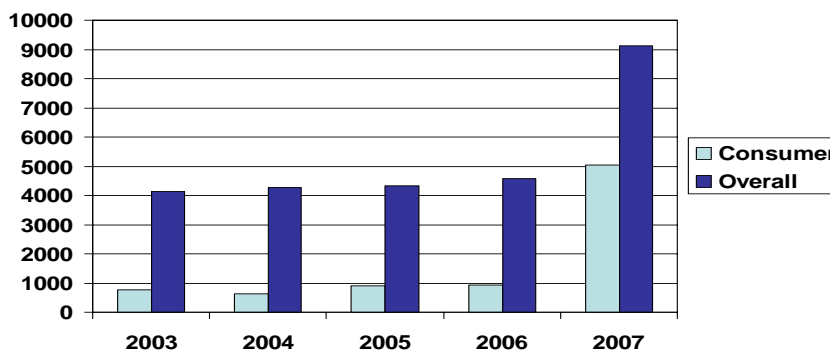
Fiscal Year (FY) 2007 Community Homelessness Assessment, Local Education and Networking Groups for Veterans (CHALENG) Report

Executive Summary

Since 1993, the Department of Veterans Affairs (VA) has collaborated with local communities across the United States in Project CHALENG for Veterans. The vision of CHALENG is to bring together consumers, providers, advocates, local officials and other concerned citizens to identify the needs of homeless veterans and then work to meet those needs through planning and cooperative action.

As in previous years, data collected during the FY 2007 CHALENG process are from questionnaires completed by VA staff, community providers, and homeless veterans. However, this year's CHALENG introduced a consumer specific survey. This effort is designed to empower consumers as active participants in the design and delivery of homeless services. Their involvement is consistent with the VA's recovery oriented approach to the delivery of mental health services. Judging by the level of participation in this year's CHALENG process, this change has been greeted enthusiastically. The following are highlights of the FY 2007 CHALENG report:

Year-to-Year Participation Changes



- *Participation was excellent.*
 - There were 9,132 respondents to the FY 2007 Participant Survey, a 99 percent increase from the previous year, which had a total of 4,578 participants.
 - Over half (55 percent) of the 2007 participants (n=5,046) were homeless or formerly homeless veterans. Consumer involvement went from 927 participants in 2006 to 5,046 participants in 2007, a four-fold increase.

- *Need remains high.*
 - It is estimated that on any given night there are approximately 154,000 homeless veterans. This is based on point-in-time estimates reported by the CHALENG points of contact (POCs). POCs are usually local VA homeless program coordinators from around the country.
 - The number of accessible beds increased between FY 2006 and FY 2007 from 72,196 to 73,430 emergency beds; 40,599 to 47,891 transitional beds; and 31,724 to 35,941 permanent beds (these beds are often not veteran specific and are also open to the general homeless population). The estimated number of additional beds required to meet existing needs decreased for emergency and transitional housing, but increased for permanent housing.

- *VA/Community partnerships continue to yield outcomes.*
 - 87 percent of POC sites that had a nearby Department of Housing and Urban Development (HUD) Continuum of Care planning group participated in it.
 - 543 new interagency collaborative agreements between VA and community agencies were developed in FY 2007. Veterans received dental care, eye care, and mental health/substance abuse treatment as a result of these agreements.
 - 377 new outreach sites were served in FY 2007.
 - 98 POC sites (71 percent of all sites) reported seeing a total of 1,038 homeless veteran families. This was a 5 percent increase over the previous year of 989 families served.
 - From FY 2005 to FY 2007, about 1.8% of all homeless veterans seen by VA report service in Operation Enduring Freedom (OEF) and/or Operation Iraqi Freedom (OIF) (unpublished data, VA Northeast Program Evaluation Center). CHALENG POCs indicate that more outreach, housing, and services are needed to help homeless veterans who recently served in Afghanistan and Iraq.
 - POCs reported on their successes with their FY 2007 action plans. Several local housing projects are increasing capacity for homeless veterans.
 - CHALENG POC action plans for FY 2008 addressed priority needs such as permanent, transitional, and emergency housing, job finding, transportation, job training, re-entry services for incarcerated veterans, VA disability/pension, psychiatric services, and dental care.
 - Dental care, which was cited by homeless veterans as one of the top 3 unmet needs for the past 4 years, *dropped to 12th place*. It seems reasonable to conclude that the Homeless Veterans Dental Program (HVDP), begun in 2006, has had a major impact. In FY 2007, it is estimated that HVDP provided treatment to 7,666 eligible veterans at 129 CHALENG sites.

Introduction

In 1993, VA launched Project CHALENG for Veterans. CHALENG is a program designed to enhance the continuum of services for homeless veterans provided by the local VA medical center and regional office and their surrounding community service agencies. The guiding principle behind Project CHALENG is that no single agency can provide the full spectrum of services required to help homeless veterans reach their potential as productive, self-sufficient citizens. Project CHALENG fosters coordinated services by bringing VA together with community agencies and other Federal, state, and local government programs to raise awareness of homeless veterans' needs and to plan to meet those needs. This helps improve homeless veterans' access to all types of services and eliminate duplication of efforts.

The legislation guiding this initiative is contained in Public Laws 102-405, 103-446 and 105-114. The specific legislative requirements relating to Project CHALENG are that local VA medical center and regional office directors:

- assess the needs of homeless veterans living in the area,
- make assessments in coordination with representatives from state and local governments, appropriate federal departments and agencies and non-governmental community organizations that serve the homeless population,
- identify the needs of homeless veterans with a focus on health care, education, training, employment, shelter, counseling, and outreach,
- assess the extent to which homeless veterans' needs are being met,
- develop a list of all homeless services in the local area,
- encourage the development of coordinated services,
- take action to meet the needs of homeless veterans,
- inform homeless veterans of non-VA resources that are available in the community to meet their needs.

At the local level, VA medical centers and regional offices designate CHALENG POCs who are responsible for the above requirements. These CHALENG POCs, usually local VA homeless program coordinators, work with local agencies throughout the year to coordinate services for homeless veterans.

CHALENG was designed to be an ongoing assessment process that described the needs of homeless veterans and identifies the barriers they face to successful community re-entry. In the current report, data was compiled from 9,132 respondents including, 5,046 survey responses that were completed by homeless or formerly homeless veterans. The CHALENG process is the only ongoing comprehensive national effort to poll VA staff, community providers and consumers about the needs of homeless veterans. The results have assisted VA to identify specific interventions needed to effectively assist homeless veterans. In recent years, there have been several new VA initiatives based in part on input from CHALENG, including:

- The Homeless Veterans Dental Program (HVDP) that has greatly expanded access to care and ending dental services as a top 10 unmet need among homeless veterans.
- The Healthcare for Re-Entry Veterans Program (HCRV), that is designed to help transition former veteran inmates back into the community.
- A demonstration project to help homeless veterans obtain eyeglasses.
- Continued expansion of the VA Grant and Per Diem transitional housing program.
- A major expansion of the HUD VA Supported Housing program (HUD-VASH), which will make thousands of new permanent housing vouchers and case management services available to homeless veterans.

The annual CHALENG report is an important source of information on homeless veterans for policymakers. Copies are routinely distributed to Members of the House and Senate Veterans' Affairs Committees and Appropriation Committees. The report is also used by VA Central Office to respond to media inquiries about homeless veterans. The report helps to keep homeless veteran issues present in the minds of federal officials and the general public.

Finally, the CHALENG process has helped build thousands of relationships with community agencies, veterans groups, law enforcement agencies, and federal, state, and local government. Local annual CHALENG meetings, where attendees complete the Participant Survey, represent important opportunities for VA, and public and private agency representatives to meet, network, and eventually develop meaningful partnerships to better serve homeless veterans.

Results from the Annual CHALENG Survey

This *Fourteenth Annual Progress Report on Public Law 105-114* (Project CHALENG) is based on data collected from two surveys:

1. The CHALENG POC Survey:

This survey, distributed to POCs only, is a self-administered questionnaire requesting information on the needs of homeless veterans in the local service area, development of new partnerships with local agencies, and progress in creating/securing new housing and treatment for homeless veterans.

2. The CHALENG Participant Survey:

This survey is distributed by each POC at his or her local CHALENG meeting to: various federal, state, county, city, non-profit and for-profit agency representatives that serve the homeless in the POC's local service area; local VA medical center, Vet Center, VA regional office staffs; and to homeless and formerly homeless veterans. The self-administered survey requests information on the needs of homeless veterans in the local service area, and rates VA and community provider collaboration. There are two versions of

the CHALENG Participant Survey: one for VA staff and community providers, officials, and volunteers, and a new homeless veteran version for 2007. The homeless veteran version is tailored for homeless veterans and includes only those questions pertinent to consumers and omits those questions appropriate only for providers.

CHALENG Survey Respondents

CHALENG Point of Contact Survey Respondents

Point of Contact survey questionnaires were mailed to all designated CHALENG POCs. Out of 138 POC sites, 138 (100 percent) were returned.

CHALENG Participant Survey Respondents

There were 9,132 respondents for the 2007 Participant Survey, nearly double (a 99 percent increase) the 4,578 respondents in 2006. Of the 9,132 respondents, 1,331 were VA providers (staff) and 3,409 were community providers/advocates (agency staff, local officials, interested individuals), and 4,392 respondents indicated no agency affiliation (many of these respondents were homeless veterans). Twenty-one percent of community providers who represented an agency said their agency was “faith-based.”

There were 4,666 Participant Survey respondents who identified themselves as homeless veterans (51 percent of all participants) and 380 participants identified themselves as formerly homeless veterans (4 percent of the total sample). Collectively, consumers (homeless and formerly homeless veterans) represented 55 percent of all Participant Survey respondents. Consumer involvement went from 927 participants in 2006 to 5,046 participants in 2007, an increase of 447 percent.

Community provider respondents were asked to designate their organizational titles in the survey (see Table 1). As in prior years, survey respondents represented a range of service functions from top-level executives and policymakers to line-level service providers.

Table 1. CHALENG Community Provider Respondent Function, FY 2007.

	Community Participants (n=3,409)
Local service agency top managers (executive directors, chief executive officers)	17%
Mid-level managers, supervisors and advocates (program coordinators, veteran service officers)	34%
Clinicians and outreach workers (social workers, case managers, nurses)	30%
Elected government officials or their representatives	1%
Board Members	2%
Other (financial officers, attorneys, office staff, planning staff, etc.)	16%

VA representation in the Participant Survey was mainly through VA Medical Centers (see Table 2 below).

Table 2. VA Providers (staff), FY 2007.

VA Agency	VA Staff (n=1,331)
VA Medical Center/Healthcare System staff	75%
VA Regional Office staff	4%
Vet Center staff	8%
VA Outpatient Clinic staff	12%
VA Other (National Cemetery Administration, Central Office and VISN staff)	1%

Community provider respondents were asked how long they had been personally involved in CHALENG (see Table 3). Over one-third (35 percent) of the participants had been involved with CHALENG for at least 2 years or more. This suggests the maintenance of long-time relationships between VA and community providers.

Table 3. Years of Community Provider Involvement in CHALENG, FY 2007.

Involved in CHALENG...	Community Participants (n=3,409)
Since first local CHALENG meeting (12 years ago)	5%
Two to eleven years ago	30%
One year ago	10%
First time today	55%

Homeless veterans who participated in CHALENG came from many different stages in their recovery process (see Table 4 below). Over one-fifth (21 percent) were literally homeless (many of these veterans were contacted in initial outreach and Stand Down events). Nearly three-quarters (72 percent) were in a transitional housing program such as the VA Domiciliary or a VA Grant and Per Diem program. Seven percent were maintaining themselves in permanent housing (e.g., apartment, single room occupancy) in the community.

Table 4. Consumer (Homeless Veteran) Status.

Where Homeless Veteran CHALENG Participant is Living	Homeless Veterans (n=4,666)*
Literally Homeless (on streets, in shelter, care)	21%
In VA Domiciliary	26%
In VA Grant and Per Diem or other Transitional housing program	46%
In Permanent Housing (including Section 8 Housing)	7%

*753 of the homeless veteran participants did not indicate a residence

Many homeless veteran CHALENG participants have been chronically homeless. Over half of the veterans (53 percent) had experienced homelessness at some time in their life for over a 1-year period. Over one-third (38 percent) had suffered four episodes of homelessness in the past 3 years.

Needs of Homeless Veterans

Rankings of Needs by All Participant Survey Respondents

Participant Survey respondents were asked to rate how well pre-identified homeless veteran service needs were met in their community, using a five-point scale ranging from “Not Met” (1) to “Met” (5). Table 5 shows the results for the entire sample of respondents for 2007 (n=9,132) as well as the previous year.

Table 5. Met and Unmet Needs of Homeless Veterans (All individuals who completed 2007, 2006 CHALENG Participant Surveys).

Need of homeless veterans		Average Score 2007 (n=9,132)	Average Score 2006 (n=4,578)	2006 Rank	Need is met= score of 5
1	TB testing (<i>highest “met” need score</i>)	3.97	3.68	3	↑ ↓ Need is unmet= score of 1
2	Medical services	3.93	3.76	1	
3	Food	3.89	3.73	2	
4	Treatment for substance abuse	3.79	3.50	8	
5	Hepatitis C testing	3.76	3.60	4	
6	Help with medication	3.71	3.44	9	
7	Personal hygiene (shower, haircut, etc.)	3.68	3.42	11	
8	AIDS/HIV testing/counseling	3.67	3.50	7	
9	Clothing	3.64	3.59	5	
10	TB treatment	3.61	3.54	6	
11	Detoxification from substances	3.60	3.32	14	
12	Services for emotional or psychiatric problems	3.59	3.43	10	
13	Spiritual	3.53	3.37	13	
14	Emergency (immediate) shelter	3.48	3.25	16	
15	Help getting needed documents or I.D.	3.43	3.28	15	
16	Treatment for dual diagnosis	3.39	3.25	18	
17	Transitional living facility or halfway house	3.31	3.02	25	
18	Help with transportation	3.24	3.01	26	
19	Help with finding a job or getting employment	3.22	3.20	19	
20	Eye care	3.18	2.93	30	
21	VA disability/pension	3.16	3.38	12	
22	Women’s health care	3.14	3.25	17	
23	Glasses	3.12	2.92	31	
24	Education	3.10	3.05	24	
25	Drop-in center or day program	3.06	2.98	29	
26	Help managing money	3.03	2.86	32	
27	Job training	3.03	3.09	20	
28	Family counseling	3.01	2.98	28	
29	Elder health care	2.99	3.07	21	
30	Discharge upgrade	2.97	3.01	27	
31	SSI/SSD process	2.93	3.07	22	
32	Dental care	2.84	2.64	36	
33	Welfare payments	2.81	3.05	23	
34	Legal assistance	2.80	2.78	34	
35	Guardianship (financial)	2.77	2.83	33	
36	Re-entry services for incarcerated veterans	2.76	2.71	35	
37	Long-term, permanent housing	2.57	2.46	38	
38	Child care (<i>highest “unmet” need score</i>)	2.48	2.47	37	
					Need is unmet= score of 1

For FY 2007, Table 5 indicates that child care, long-term, permanent housing, re-entry services for incarcerated veterans, guardianship (financial), legal assistance, welfare payments, dental care, Supplemental Security Income/Social Security Disability (SSI/SSD) process, discharge upgrade, and elder health care were the ten highest unmet needs for homeless veterans as determined by all participants combined. It is important to note that there are significant differences between survey responses from homeless veterans and other participants. These differences are discussed on page 11, "Consumer versus Provider Views on Homeless Veteran Needs."

Child care has been one of the highest unmet needs for several years. While large numbers of veterans do not need child care, when the need for child care is present, it is a particularly compelling and difficult-to-meet need and thus has consistently ranked high among unmet needs identified through CHALENG. Also, even though most homeless veterans are non-custodial parents, they remain deeply concerned about their children's care. In many cases, these veterans struggle with the knowledge that their absence has contributed to their children living in single-parent households, under the care of extended family, or being placed in foster care. As VA cannot directly serve a veteran's children, arranging family services is necessarily split between multiple agencies. Coordinating such care may prove difficult. However, with the recent expansion of the cooperative program between VA and HUD, thousands of Section 8 vouchers will soon be made available to veterans *and their immediate families*. CHALENG will track the impact of this program not only for its effect on permanent housing as an unmet need, but also for its potential impact on child care concerns.

The need for long-term, permanent housing still remains high. This is not surprising, since developing this type of housing is expensive and time consuming, although local communities have been successful in creating permanent beds for homeless veterans. (Please see the 11th annual CHALENG report section "Special Focus: Addressing Long-term, Permanent Housing Need in 2004 Action Plan" for more discussion.)

Guardianship (Financial), SSI/SSD) process, discharge upgrade, and welfare payments represent a cluster of needs. Those needs, if addressed adequately, can make a homeless veteran more economically viable and able to transition out of homelessness. Recent literature supports the need for more and better management of financial resources. In 2006, the national average rent of studio/efficiency apartments of \$633 (O'Hara et al., 2006) was beyond the means of a disabled person whose primary source of income was SSI or a VA pension. Income assistance either through entitlements, subsidized housing, or vocational training will continue to play an important part in keeping veterans out of homelessness.

Legal issues can often play a role in a veteran's finances. Credit problems and obligations stemming from debts, fines, and child support can prove especially burdensome, particularly for those recently released from prison. The typical incarcerated parent owes \$20,000 in child support when released from prison, with payment schedules averaging \$225 to \$300 per month (Turetsky, 2007). Minimum wage workers have little hope of making these payments while supporting themselves in independent community living. Unresolved debts can result in liens against bank

accounts, denial of credit, inability to secure a lease, failure in background checks commonly a part of job applications, forfeiture of driver's licenses, and ultimately re-arrest. In order to generate income without having funds garnished, these workers may enter the underground economy where income is often generated by involvement in illegal activities. Hence, legal assistance is one key to helping veterans meet their obligations to society, while still having the means to avoid relapsing to homelessness.

Re-entry services for incarcerated veterans was a needs category introduced in the FY 2005 report and has made it to the top ten unmet needs list the past 3 years. Providing pre-release planning and after-release services for incarcerated veterans is receiving increasing attention throughout the VA system. In FY 2007, VA launched its Healthcare for Re-entry Veterans (HCRV) Program. VA has designated a national HCRV Coordinator and has funded a Re-entry Specialist for each Veteran Integrated Service Network (VISN). The HCRV Coordinator and the Re-entry Specialists will establish working relationships with correctional institutions, to provide outreach services and follow-up linkages to VA and non-VA social, medical, and psychiatric services to veterans within 6 months of release to the community. In FY 2008, an additional 17 Re-entry Specialists have been funded to expand this effort.

Dental care was the seventh highest unmet need, as identified by **all** survey participants, for homeless veterans this year. This marks a continued decline as it had been ranked second in 2004 and third in the previous 2 years. (NOTE: Homeless veterans surveyed no longer rate dental care as a top ten unmet need). VA medical centers have reported that more dental care services have been provided for homeless veterans. The HVDP offers medically necessary treatment to homeless veterans who have been in a VA-approved transitional housing or residential program for at least 60 consecutive days, and has had a significant impact. For FY 2007, 93 percent of CHALENG sites (129) indicated the HVDP was operational at their local VA medical center (some sites do not have qualifying VA transitional housing or residential programs). These CHALENG sites reported a total of 10,507 veterans who needed dental care and were eligible for care because they had fulfilled residential treatment requirements. Of these 10,507 individuals, 7,666 received care (73 percent of total) either through VA Dental Services or a community provider.

For the first time, elder health care made the top ten list of highest unmet needs for homeless veterans. This may reflect the aging of the homeless veteran population. In FY 2007, 5 percent of all veterans accepted in VA homeless programs nationwide were 65 or older (U.S. Department of Veterans Affairs, 2007). Currently, the average age of homeless veterans who receive VA services is 51 and this mean age has increased slowly over the past few years.

Highest Met Needs

Turning to *highest met* needs as rated by the provider sample, many of the top ten categories were health services-related: Tuberculosis (TB) testing, medical services, substance abuse treatment, Hepatitis C testing, help with medication, HIV/AIDS testing/counseling and TB treatment. Most of these services are routinely offered by VA

medical centers. Food, personal hygiene services, and clothing are basic needs addressed at virtually all homeless shelters and programs.

Consumer versus Provider Views on Homeless Veteran Needs

Past CHALENG reports routinely compared need rankings of VA staff and community partners (i.e., local agency staff, public officials, volunteers, and community leaders). Due to the unprecedented number of homeless veterans involved in this year's CHALENG survey, however, it was believed it would be more meaningful to focus on comparing the need rankings of consumers (current and former homeless veterans) and providers (i.e., VA and community participants).

In Tables 6 and 7, the ten highest unmet needs of homeless veterans as ranked by homeless and formerly homeless veterans are compared to the rankings by VA and community providers.

For 2007, there are differences between homeless and formerly homeless veterans identification of highest unmet needs compared to service provider participants. Providers rank dental care as the third highest unmet need, homeless veterans – who for years identified dental care as a top ten unmet need – now rank it at #12 (not shown in the table). This suggests that rankings by providers may sometimes be “trailing indicators,” reflecting beliefs that are no longer experienced by consumers.

Unlike other respondents, homeless and formerly homeless veterans placed welfare payment, SSI/SSDI process, VA disability/pension and discharge upgrade in the top ten list of highest unmet needs. Thematically, this suggests the personal desire of veterans to secure financial resources in transitioning off the streets. Also, homeless and formerly homeless veterans placed elder health care in the list of top ten unmet needs, which may reflect a growing awareness of about the impact of the aging process.

Homeless and formerly homeless veterans agreed with the CHALENG community participants that the following were among the top unmet needs: permanent housing, re-entry services for incarcerated veterans, and financial guardianship.

A Multi-year Overview of Needs

Reviewing Tables 6 and 7, there is some concurrence between the views of homeless and formerly homeless veterans and other CHALENG participants across years. Long-term permanent housing, legal assistance, and child care rank among the top ten unmet needs for all participants from FY 2005-2007.

It is noteworthy that homeless and formerly homeless veterans differ from providers in naming financial and legal needs as a major concern. They rate these needs more highly than the providers surveyed during the 2007 CHALENG process. Further, many of these needs have risen in rank on the consumer's list of top ten unmet needs between FY 2006 and FY 2007. Consumers rank five financial and legal issues in the top ten: welfare payments (the number two unmet need), financial guardianship at four

(up from five in 2006), SSI/SSDI at five (up from seven), legal assistance at seven (up from eight), and VA disability/pension at the eighth ranked need (not on the top ten unmet need list for FY 2005 or FY 2006).

Broadly, it suggests that consumers believe that having more personal resources is important in leaving homelessness. By contrast, providers are more likely to rank services such as eye care, glasses and help managing money among the top unmet needs. These results reflect an interesting difference in perspective between consumers and providers.

In terms of highest met needs, homeless and formerly homeless veterans and other participants placed medical services, TB testing, Hepatitis C testing, substance abuse treatment, and food in the top ten list in FY 2005, FY 2006, and FY 2007 (see Tables 8 and 9). As mentioned previously, such medical and basic need services are usually addressed by VA or community providers.

3-Year Comparison - Consumer and Provider (VA and Community) Assessment of Homeless Veteran UNMET Needs

Table 6. Top Ten Highest *Unmet* Needs Identified by Homeless Veterans, FY 2005 - FY 2007.

2005	2006	2007
1. Child care	1. Child care	1. Child care
2. Dental care	2. Welfare payments	2. Welfare payments
3. Welfare payments	3. Dental care	3. Long-term, permanent housing
4. Legal assistance	4. Long-term, permanent housing	4. Guardianship (financial)
5. Long-term, permanent housing	5. Guardianship (financial)	5. SSI/SSD process
6. Re-entry services for incarcerated veterans	6. Re-entry services for incarcerated veterans	6. Re-entry services for incarcerated veterans
7. Guardianship (financial)	7. SSI/SSD process	7. Legal assistance
8. Discharge upgrade	8. Legal assistance	8. VA Disability/Pension
9. SSI/SSD process	9. Discharge upgrade	9. Discharge upgrade
10. Job Training	10. Family counseling	10. Elder health care

Table 7. Top Ten Highest *Unmet* Needs Identified by VA and Community Providers, FY 2005 - FY 2007.

2005	2006	2007
1. Long-term, permanent housing	1. Long-term, permanent housing	1. Long-term, permanent housing
2. Child care	2. Child care	2. Child care
3. Dental care	3. Dental care	3. Dental care
4. Re-entry services for incarcerated veterans	4. Re-entry services for incarcerated veterans	4. Re-entry services for incarcerated veterans
5. Legal assistance	5. Legal assistance	5. Legal assistance
6. Help managing money	6. Help managing money	6. Help managing money
7. Glasses	7. Guardianship (financial)	7. Guardianship (financial)
8. Eye care	8. Glasses	8. Glasses
9. Guardianship (financial) Transportation	9. Eye care	9. Eye care
	10. Transitional living facility or halfway house	10. Transitional living facility or halfway house

3-Year Comparison - Consumer and Provider (VA and Community) Assessment of Homeless Veteran MET Needs

Table 8. Top Ten Highest *Met* Needs Identified by Homeless Veterans, FY 2005 -FY 2007.

2005	2006	2007
1. Medical services	1. Medical services	1. TB testing
2. Substance abuse treatment	2. TB testing	2. Substance abuse treatment
3. TB testing	3. Substance abuse treatment	3. Medical Services
4. Food	4. Food	4. Food
5. Help with medication	5. Help with medication	5. Help with medication
6. Hepatitis C testing	6. Hepatitis C testing	6. Personal hygiene
7. Detoxification	7. Personal hygiene	7. Hepatitis C testing
8. Personal hygiene	8. Detoxification	8. Detoxification
9. Services for emotional or psychiatric problems	9. Services for emotional or psychiatric problems	9. AIDS/HIV testing/counseling
10. TB treatment	10. AIDS/HIV testing/counseling	10. Services for emotional or psychiatric problems

Table 9. Top Ten Highest *Met* Needs Identified by VA and Community Providers, FY 2005 - FY 2007.

2005	2006	2007
1. Food	1. Medical services	1. Medical services
2. Medical services	2. Food	2. Food
3. TB testing	3. TB testing	3. TB testing
4. Clothing	4. Clothing	4. Clothing
5. Hepatitis C testing	5. Hepatitis C testing	5. Hepatitis C testing
6. TB treatment	6. TB treatment	6. TB treatment
7. VA disability/pension	7. AIDS/HIV testing/counseling	7. AIDS/HIV testing/counseling
8. AIDS/HIV testing/counseling	8. VA disability/pension	8. VA disability/pension
9. Substance abuse treatment	9. Substance abuse treatment	9. Substance abuse treatment
10. Services for emotional or psychiatric problems	10. Services for emotional or psychiatric problems	10. Help with medication

Homeless Veterans with Families

CHALENG sites continue to report increases in the number of homeless veterans with families (i.e., dependent children) being served at their programs. Ninety-eight POC sites (71 percent of all sites) reported a total of 1,038 homeless veteran families seen. This was a 5 percent increase over the previous year's 989 homeless veteran families.

Homeless veterans with dependents present a challenge to VA homeless programs. Many VA housing programs are veteran-specific. VA homeless workers must often find other community housing resources to place the entire family or the dependent children separately. Access to family housing through the distribution of the thousands of new Section 8 vouchers that will be made available through the HUD-VASH, will offer an important new resource allowing VA staff to assist the veteran and his family.

Homeless Veterans Returning from Afghanistan and Iraq

For the first time, CHALENG asked POCs about the coordination and provision of services to homeless veterans who have served in Operation Enduring Freedom and Operation Iraqi Freedom (OEF/OIF). Ninety-five percent (95 percent) of the POCs said they have coordinated the care of OEF/OIF homeless veterans with their local VA medical center Transition Patient Advocate. The Transition Patient Advocate is usually a social worker case manager assigned to work with recently-returning veterans.

Eight-five percent of sites said they could provide same-day housing (emergency or transitional) to homeless OEF/OIF veterans. The most common reasons for those sites not able to provide same-day housing included: insufficient emergency or transitional housing available, long wait lists (33 percent of sites that could not provide same-day housing), or no housing available on site (also 33 percent).

CHALENG POCs were asked how VA could improve services for OEF/OIF homeless veterans. The most mentioned themes included: outreach, housing, and services. The following lists specific suggestions:

Outreach: Greater use of the Internet to inform returning veterans about VA services; outreach to National Guard, reserve units, armories and Vet Centers; general community outreach (including American Indian reservations); more welcome home events; hiring of OEF/OIF veterans to serve as peer outreach workers; and use of outreach workers to follow-up with OEF/OIF veterans to help ensure they come to their initial VA appointments and get “plugged into” the system.

Housing: Specific housing programs targeting OEF/OIF veterans were frequently suggested. Such programs would be less restrictive, more short-term, and emphasize quicker reintegration into the community through mental health outpatient counseling, vocational rehabilitation and job-finding assistance. Some sites have noted that many OEF/OIF homeless veterans cannot relate to current housing programs targeting chronically homeless and mentally ill veterans in their 50s and 60s. It is expected that the influx of thousands of veteran specific permanent housing units made available through the HUD-VASH program will have an impact on this need.

Services: More case management, mental health, and employment services; more programs targeting women and veterans with families; more rapid eligibility determination; and greater coordination between homeless programs and the local VA medical center OEF/OIF specialist.

Site Estimates of Numbers of Homeless Veterans and Housing Capacity

Introduction: Challenges to Estimating the Number of Homeless Veterans in America

Counting the number of homeless people, specifically the number of homeless veterans is a difficult task. There have been few systematic, national efforts to count the homeless. Prior to 2005, the most highly regarded effort took place in 1996, the National Survey of Homeless Assistance Providers and Clients (NSHAPC). At that

time, the NSHAPC estimated that 23 percent of the homeless population was composed of veterans (Burt, 1999).

In 2005, HUD began organizing comprehensive, national counts of homeless persons. This major endeavor requires local Continuums of Care, to conduct point-in-time counts of homeless persons. Continuums of Care are local bodies composed of agencies addressing homelessness. These point-in-time counts not only tally the number of homeless persons, but also seek to determine a homeless person's veteran status. HUD's point-in-time count now occurs every 2 years and is the only nationwide process to estimate homeless individuals in the U.S. This process began because HUD is required by the McKinney-Vento Act to produce "statistically reliable, unduplicated counts or estimates of homeless persons in sheltered and unsheltered locations at a one-day point in time (HUD, 2008)."

In conducting the point-in-time, Continuums of Care must rely heavily on local organizations and volunteers. It has been observed that the precision of local counts varies. In 2005, over half of the point-in-time counts of unsheltered homeless individuals did not collect information on veteran status (HUD, 2007). Also, some CHALENG POCs reported that their local point-in-time count missed certain places or areas (e.g., transitional housing programs, encampments) that homeless veterans are known to reside.

Another challenge is the transience of homeless persons. Even over a short period of time, significant changes in the homeless population can occur due to seasonal variation and natural disasters. As the most recent Annual Homeless Assessment Report from HUD acknowledged: "There is no evidence that the size of the homeless population has changed dramatically over the past 10 years. However, given the limitations of the Annual Homeless Assessment Report as well as the limitations of earlier studies, it is not possible to make a definitive conclusion on the change of the homeless population" (U.S. Department of Housing and Urban Development, 2007).

CHALENG FY 2007 Homeless Veteran Estimate and Sources

Despite procedural problems in counting homeless people, it is believed that a good-faith effort is made through the CHALENG process to estimate homeless veterans annually. Such estimates are important to guide the allocation of existing resources and services for veterans. HUD's notable work in developing a more accurate count of the assessment of homeless veterans has allowed the VA to improve its CHALENG estimate.

For this CHALENG report, each POC was asked to estimate the number of homeless veterans in her or his service area. For the 2007 CHALENG survey, instructions emphasized that POCs were to provide a point-in-time estimate. A point-in-time estimate asks for how many homeless veterans are in the service area during a *given day* of the year. A point-in-time estimate is different from estimating how many homeless veterans are in a service area during the year. For example, a POC may say there are 200 homeless veterans in her service area on any given day (point-in-time), but there are 400 homeless veterans total who are in the service area sometime during

the year.

This year, for the first time, CHALENG POCs were asked to provide a point-in-time estimate of the homeless veterans in their service area on any day during the last week of January 2007. This time period was selected so CHALENG estimates would coincide with the homeless point-in-time counts executed by HUD Continuums of Care nationwide. It is believed that CHALENG should make every effort to base their estimates on the local point-in-time count, as it is the only nationwide homeless count conducted on an ongoing basis. *For the first time, all CHALENG point-in-time estimates were compared to local HUD point-in-time estimates from 2005*, the most recent data readily available. If there was a major difference between the estimates, the CHALENG POC provided an explanation of why there were differences, such as the local HUD point-in-time not canvassing areas with known concentrations of homeless veterans, or utilization of data from a local, non-HUD homeless count.

Findings

The 2007 CHALENG Report estimates that on any given night, approximately 154,000 veterans are homeless* (see NOTE below). This figure is a decrease of 21 percent from the estimate of 195,827 given in the 2006 CHALENG report. Individual site estimates are presented in Appendix Table 5.

***NOTE: The CHALENG estimate includes approximately 8,000 veterans currently residing in VA supported transitional housing. VA, as does HUD, counts residents of transitional housing in the estimates of homelessness. In addition, approximately 2,000 homeless veterans included in the count are currently receiving treatment in VA residential care programs. The vast majority of all of these veterans are placed in housing when discharged from these VA residential services.**

The reduction in the reported numbers of homeless veterans may be a result of improved methodology. As described above, CHALENG homeless veteran estimates were compared to local HUD point-in-time estimates. As a result, many sites adjusted their homeless estimates to be more consistent with the local HUD point-in-time count. When adjusted upward to account for gaps in its unsheltered count, the 2005 HUD point-in-time still only indicates that on any given night approximately 15 percent of the homeless population or 112,000 people are veterans.

However, some VA sites were able to successfully document why their estimates were not the same as the HUD point-in-time count. For example, after consultation with community providers, some sites reported that their local HUD point-in-time count missed particular areas or transitional residences where homeless veterans are known to congregate. Some sites had data from local non-HUD homeless counts which they felt were more accurate. Homeless veteran estimates by CHALENG POCs included the following non-HUD sources: U.S. Census data (10 percent); VA low-income population estimates (7 percent); local homeless census studies (state, county, local university, etc.) (42 percent); VA client data (36 percent); estimates from local homeless community coalition/providers (59 percent); and VA staff impressions (52 percent). (Note: of the sites that used staff impressions in their estimate, 94 percent used at least one additional source.) Seventy-one percent of POCs used more than one source.

In summary, it is believed the HUD point-in-time data has resulted in a revised CHALENG count that is more aligned with the most extensive homeless estimate methodology currently available, while allowing for adjustments of local estimates based on VA staffs first-hand knowledge of their service areas.

Other Possible Factors Related to a Drop in Veteran Homelessness

In addition to changing methods of estimation noted, two significant factors have likely contributed to a continuing decline in the estimate of homeless veterans:

1. VA Program Interventions

Reductions in veteran homelessness may be due in part to the effectiveness of VA's programs that serve homeless veterans. In the past decade, major VA homeless initiatives on outreach, treatment, residential services and vocational rehabilitation have served tens of thousands of veterans. For example, VA's Grant & Per Diem program, which had just begun in the mid-1990s when the NSHAPC estimated that veterans composed 23 percent of the homeless population, has over 8,500 operational beds today. In the past year alone, 15,000 veterans were provided Grant and Per Diem homeless residential services and an additional 5,000 plus veterans were treated in specialized VA homeless domiciliary residential care programs.

These programs have demonstrated remarkable success at placing and keeping veterans in community housing. A recent study of VA discharges determined that 79 percent of those leaving Grant and Per Diem and homeless domiciliary programs remained housed 1 year after discharge (McGuire, Kaspro, & Rosenheck, 2007).

2. Changing Demographics

The overall population of veterans continues to decline as World War II and Korean War-era veterans age. In 1990, there were 27.5 million veterans, a total that has decreased to 23.5 million today. Similarly, there has been a substantial reduction in the number of poor veterans, decreasing from 3 million in 1990 to 1.8 million in 2000. Since most homeless veterans are poor, it is believed there has been a corresponding drop in the number of homeless veterans as well.

Homeless Veteran Estimate Summary

It is not possible to determine the relative impact of these causes (VA program interventions, changing demographics, or methodological refinement) upon the reported number of homeless veterans. Despite recent changes in methodology, when

comparing current HUD and VA surveys to the 1996 NSHAPC data, it does appear that a significant, long term reduction in the numbers of homeless veterans has occurred.

Bed Accessibility and Need

To aid in determining the need for housing for homeless veterans, POCs were asked to include an estimate of the number of beds, emergency, transitional, and permanent beds that are *accessible* to homeless veterans in their local area. It did not ask whether the beds are veteran-specific. POCs were also asked to report the number of beds *needed* beyond the present capacity to meet the local needs of homeless veterans. (Asking only about bed *capacity*, how many beds that can be accessed, would provide an incomplete picture of bed *need* for homeless veterans. For example, there may be several homeless beds in a community, i.e. capacity, but if they are always full and there is a lengthy waiting list, extra beds would still be needed to meet homeless veteran demand.)

Table 10. Bed Capacity (**these beds are often not veteran specific and are also open to the general homeless population**) and Bed Need Assessment.

Type of Bed	Available in FY 2007	Available in FY 2006	Needed Beyond Present Capacity (est.) FY 2007	Needed Beyond Present Capacity (est.) FY 2006
Emergency	73,430	72,196	8,712	14,753
Transitional	47,891	40,599	10,328	11,067
Permanent	35,941	31,724	25,662	24,364

Comparing the data from FY 2006 and FY 2007, it appears that existing bed capacity has increased for all three housing types. This increased capacity may impact on the drop in estimated need for emergency and transitional housing.

Estimated need for permanent housing, however, increased slightly. This may reflect the maturation of VA homeless programs nationwide. As more veterans transition out of emergency and transitional housing programs, which emphasize stabilization and rehabilitation, there is a growing need to place them into permanent housing. The need for permanent housing is being addressed through the Consolidated Appropriations Act of 2008 which provided funding for HUD to expand the HUD-VASH Program. Section 8 vouchers available through HUD-VASH will be utilized to provide housing and supportive services for homeless veterans. The Consolidated Appropriations Act also directed VA to provide sufficient funding for case managers to accommodate the increase in vouchers for this program. This initiative has the potential to reduce permanent housing demand in future CHALENG reports.

Assessment of VA and Community Partnering

As stated in the introduction, the CHALENG mandate is to bring VA and community service providers together in partnership to encourage the development of coordinated services for homeless veterans. For this year's report, we examined three indicators of

VA and community partnership. These are: (1) partnership integration and implementation measures; (2) VA involvement in community homeless coalitions; and (3) interagency collaborative agreements.

Partnership Integration and Implementation Measures

Since FY 2000, CHALENG has used two sets of questions to ascertain the level of VA/community partnering as perceived by community (non-VA) providers: (A) *Integration* measures, and (B) *Implementation* measures. The questions were adapted from the nationwide Access to Community Care and Effective Services and Supports study of service system integration for homeless clients with severe mental illness (Randolph et al., 1997).

For this year's CHALENG report, the *Integration* measures consisted of two questions asking community providers from the Participant Survey to rate the following:

1. *VA Accessibility*: accessibility of VA services to homeless veterans.
2. *VA Coordination*: the ability of VA to coordinate clinical services for homeless veterans with the community provider respondent's agency.

A five-point scale was used for each item (1=not accessible, not committed etc. to 5=highly accessible, highly committed, etc.).

Implementation measures consisted of 12 items pertaining to concrete activities associated with VA and community partnering. Community provider respondents were asked to rate the level of implementation of the following strategies between their agency and VA:

1. *Regular Meetings*: Formal, regular meetings of VA and the community participant's agency to exchange information and plan.
2. *Service Co-location*: Provision of services by VA and the community participant's agency in one location.
3. *Cross-training*: Training of VA and the community participant agency's staff on each others' objectives, procedures, and services.
4. *Interagency Agreements*: Agreements between VA and the community participant's agency regarding collaboration, referrals, client information sharing, and/or coordinating services.
5. *Client Tracking*: Computer tracking system enabling VA and the community participant's agency to share client information.
6. *Joint Funding*: Combined/layering funding between VA and the community participant's agency to create new resources or services.
7. *Standard Forms*: Standardized forms that clients fill out once to apply for services at the local VA and the community participant's agency.
8. *Joint Service Teams*: Service teams comprised of staff from both VA and the community participant's agency to assist clients with multiple needs.
9. *Combined Programs*: Combined programs from VA and the community participant's agency under one administrative structure.
10. *Flexible Funding*: Flexible funding to promote service integration between VA

and the community participant's agency: for example, funds to pay for emergency services not usually available to clients.

11. *Special Waivers*: Waiving requirements for funding, eligibility, or service delivery to reduce service barriers, promote access, and/or avoid service duplication.
12. *System Coordinator*: Creation of a specific staff position focusing on improving system integration between VA and the community participant's agency.

All implementation items used the same four-point scale: 1=none (no steps taken to initiate implementation of the strategy), 2=low (in planning and/or initial minor steps taken), 3=moderate (significant steps taken but full implementation not achieved), and 4=high (strategy fully implemented).

Table 11 shows the results of the integration ratings by community providers (mean scores of aggregated sites). We compared the aggregated integration scores of each VA facility for FY 2006 versus FY 2007. Using paired t-tests, we found no statistically significant difference in the integration scores between FY 2006 and FY 2007.

Table 11. Community Providers Respondent Ratings of Partnership Integration in CHALENG Participant Survey, FY 2006 and FY 2007.

Integration Items	Community Respondents FY 2006 (134 sites)	Community Respondents FY 2007 (134 sites)
VA Accessibility (1=not accessible...5=highly accessible)	3.64	3.57
VA Service Coordination (1=not able to coordinate...5=highly able)	3.63	3.58

Implementation scores for FY 2006 and FY 2007 were also reviewed. Again, data were aggregated by site and paired t-tests were conducted (see Table 12). There was one significant difference ($p < .01$): the implementation score for cross-training *decreased* from 2006 to 2007.

Table 12. Community Provider Respondent Ratings of Partnership Implementation in the CHALENG Participant Survey, FY 2006 and FY 2007.

Implementation Items ^a	Community Respondents FY 2006 (133 sites)	Community Respondents FY 2007 (133 sites)
Regular Meetings	2.57	2.56
Service Co-location	1.95	1.89
Cross-training	1.97	1.86**
Interagency Agreements	2.30	2.26
Client Tracking	1.65	1.59
Joint Funding	1.66	1.67
Standard Forms	1.79	1.75
Joint Service Teams	2.19	2.15
Combined Programs	1.97	1.94
Flexible Funding	1.64	1.61
Special Waivers	1.67	1.62
System Coordinator	1.88	1.83

^a 1=none, 2=low, 3=moderate, 4=high
 $p < .01$

There was no change in the two integration items which measure community provider perception of VA's accessibility to homeless veterans and VA's ability to coordinate homeless services with community partners.

Overall, there has been no increase in community rating of the 12 partnership implementation activities. Generally, there has usually been an increase in one or more activity scores. This suggests that VA and community progress in implementing partnership activities may have leveled off. (Note: It was reported in last year's CHALENG report that there were no significant changes between 2005 and 2006. It will be interesting to see if this leveling off in partnering is seen in next year's CHALENG report as well.)

VA Involvement in Local Homeless Coalitions

Involvement in local homeless coalitions has been identified as a useful way for VA staff to network with local homeless service providers and develop partnerships. Ninety-six percent of the POC Surveys indicated participation in a local homeless coalition.

As noted previously, the HUD sponsors local planning groups called Continuums of Care to help address the needs of the homeless. VA homeless programs are encouraged to participate in their local Continuum of Care. In FY 2007, 88 percent of POC sites that had a nearby HUD Continuum of Care planning group (111 of 127) participated in the local Continuum of Care planning efforts.

Interagency Collaborative Agreements

Existing Interagency Collaborations Agreements: CHALENG POCs reported on VA efforts to serve homeless veterans through arrangements with local community agencies. CHALENG POCs were asked to identify whether they currently had interagency collaborative agreements with: correctional facilities; psychiatric and substance abuse inpatient programs; nursing homes and faith-based organizations. Table 13 shows the prevalence of current interagency collaborative agreements.

Table 13: Percentage of POCs (n=138) Indicating Interagency Collaborative Agreements with Select Program Types.

	Formal 2007	Informal 2007	Formal or Informal* 2007
Correctional Facilities (jails, prisons, courts)	13%	59%	67%
Psychiatric/substance abuse inpatient (hospitals, wards)	17%	60%	75%
Nursing homes	28%	19%	45%
Faith-based organizations	62%	56%	88%

*Note: Some sites had both a formal and informal agreement with a program type.

Eighty-eight percent of POC respondents indicated their VA medical care facility had an interagency collaborative agreement with a faith-based organization. This is not surprising given the fact that many faith-based organizations have a long history of serving the poor and homeless. Seventy-five percent of sites reported ties with a psychiatric and/or substance abuse inpatient program, an indication of the link between

mental illness and homelessness and the need to coordinate services between mental health and homeless agencies.

Two-thirds (67 percent) of POCs had relationships with a local correctional facility. Incarcerated veterans are at high-risk for homelessness upon leaving jail or prison. Several VA homeless programs provide information to homeless veterans in local jails and prisons to help them arrange transitional housing and substance abuse or mental health treatment after their release. With the recent implementation of the HCRV program, including the hiring of a National HCRV Coordinator and HCRV specialists for every VISN, the percentage of medical centers which have agreements with correctional facilities should increase in the coming years.

Forty-five percent of POCs had arrangements with a nursing home, usually through VA nursing home contracts. This reflects the aging of the homeless population and the need for facilities to address the multiple medical needs of older homeless veterans and chronically ill homeless veterans.

New Interagency Collaborative Agreements and Outreach Efforts: VA staff continue to establish new interagency collaborative agreements and to identify and serve new outreach sites. Table 14 displays figures for new agreements (formal and informal arrangements) and outreach sites, broken down by VISN. Compared to 2006, there were increases in the number of agreements and outreach sites in 2007.

Table 14. New Interagency Collaborative Agreements and Outreach Sites for FY 2007.

VISN	Formal Agreements	Informal Agreements	Agreements (total)	Number of New Homeless Outreach Sites
1	11	31	42	8
2	5	13	18	8
3	6	24	30	28
4	7	19	26	33
5	4	10	14	24
6	3	21	24	19
7	1	14	15	27
8	2	26	28	16
9	1	18	19	16
10	5	14	19	15
11	5	6	11	2
12	1	10	11	9
15	5	10	15	12
16	10	17	27	18
17	4	12	16	14
18	2	20	22	17
19	4	9	13	6
20	54	58	112	21
21	3	15	18	15
22	6	17	23	42
23	8	32	40	27
Totals, All VISNs (FY 2007):	147	396	543	377
Totals, All VISNs (FY 2006):	81	352	433	343

Nature of New Interagency Collaborative Agreements: 113 out of 138 reporting POC sites (82 percent) had at least one new agreement with a community agency. The most frequent topic of the new agreements was transitional housing (see Table 15 below). Nearly half (49 percent) of the POC sites which reported a new agreement indicated that securing transitional housing for veterans was a focus. The other two of the top three topics of interagency collaborative agreements were emergency (immediate) shelter (27 percent) and re-entry services for incarcerated veterans (24 percent).

Table 15: Subject of New Interagency Collaborative Agreements Between VA and Community Providers, FY 2007.

Need	Percentage of POCs with New Collaborative Agreement who Indicated Need was Addressed in Agreement*
Transitional living facility or halfway house	49%
Emergency (immediate) shelter	27%
Re-entry services for incarcerated veterans	24%
Services for emotional or psychiatric problems	22%
Food	21%
Long-term, permanent housing	21%
Help with finding a job or getting employment	21%
Job training	20%
Help with transportation	20%
Clothing	19%
Dental care	18%
Help managing money	15%
Help getting needed documents or identification	13%
Treatment for substance abuse	11%
Glasses	11%
Personal hygiene (shower, haircut, etc.)	9%
Detoxification from substances	9%
Medical services	9%
Eye care	8%
VA disability or pension	8%
Treatment for dual diagnoses	7%
Help with medication	7%
SSI/SSD process	7%
Legal assistance	7%
Spiritual	7%
AIDS/HIV testing/counseling	6%
Family counseling	3%
Women's health care	3%
Welfare payments	3%
Drop-in center or day program	2%
TB testing	2%
Guardianship (financial)	2%
Education	2%
Discharge upgrade	2%
Child care	1%
Elder health care	1%
TB treatment	0%
Hepatitis C testing	0%

*Multiple needs addressed in the new interagency collaborative agreements may be identified by POCs

Veterans Served due to New Collaborative Agreements: CHALENG POCs were asked to report how many veterans received key services (mental health and/or substance abuse treatment, dental care, and eye care) as a result of new collaborative agreements in FY 2007 (see Table 16).

Table 16. Number of Veterans Served Through New Interagency Collaborative Agreements, FY 2007.

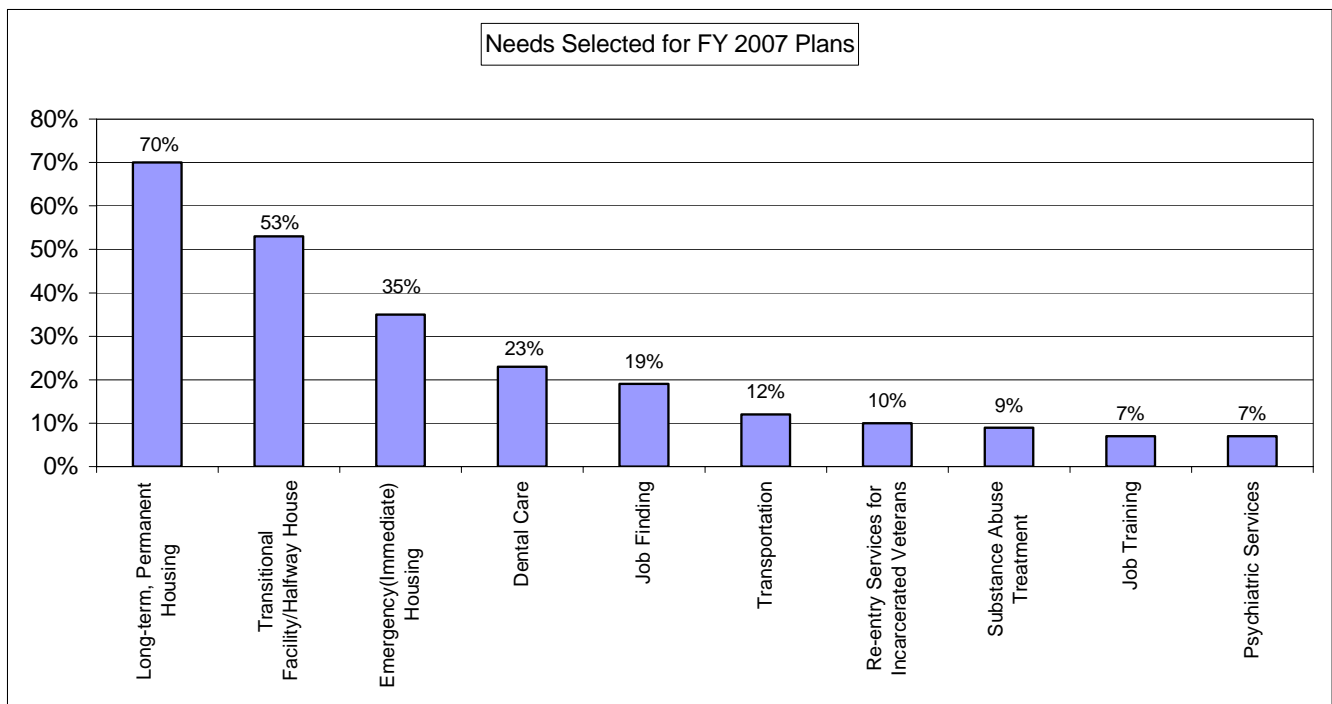
Service	Number of Veterans Served as result of New Interagency Collaborative Agreement
Mental Health/Substance Abuse Treatment	344
Dental Care	1,131
Eye Care	500

POC Action Plans

POC Success in Executing FY 2007 Action Plans

As part of the CHALENG survey in FY 2007, POCs were asked to select the three highest priority needs in their areas and to indicate how they would address these needs in FY 2007. The most frequently selected needs included: permanent, transitional, and emergency housing; dental care; job finding; transportation; re-entry services for incarcerated veterans; substance abuse treatment; job training and psychiatric services.

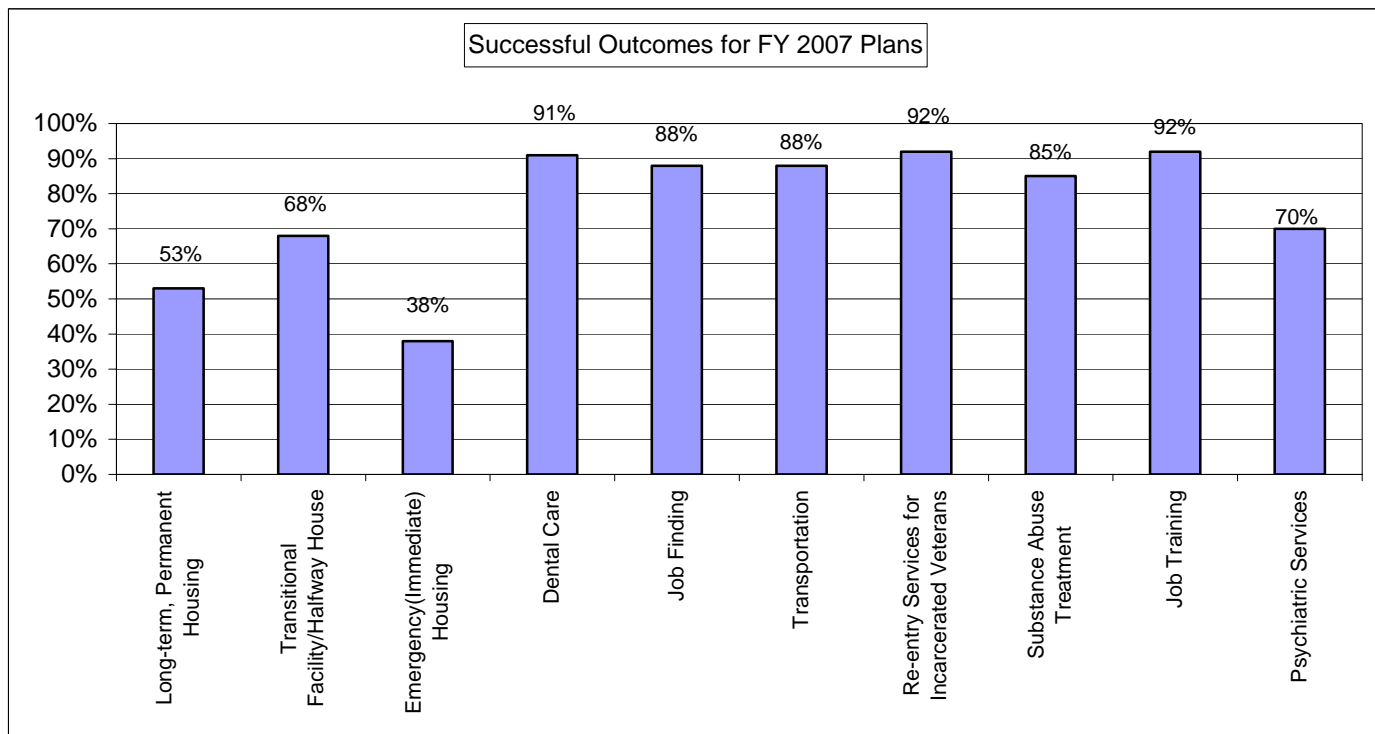
Figure 1. Top Needs Selected for Points of Contact to Address.



For this CHALENG report, POCs were asked to indicate their success in implementing their plans to meet the top three needs that were identified. (See Appendix Table 6 for all POC progress reports.) For the purposes of this report, success was defined as achieving tangible outcomes such as securing additional transitional housing beds, negotiating a reduced or free bus fare for homeless veterans, or receiving grant funding for a project. Success did not include the beginning of processes such as starting initial planning or submitting a grant for funding.

Figure 2 shows the percentage of sites that were successful in obtaining an outcome for the ten most frequently selected needs to address in FY 2007.

Figure 2. Outcomes for Top Ten Action Plan Topics with Percentages of POC Sites that were Successful.



Listed below are some examples of how POCs achieved success in addressing their priorities for FY 2007. This summary does not reflect the total level of CHALENG partnership activity in addressing these needs -- only the activity from the sites that identified the need as one of its top three.

Long-term, permanent housing: Community agencies opened new permanent housing (20 sites); VA used HUD Section 8/Shelter Plus Care vouchers (20 sites).

Transitional housing: Community agencies opened VA Grant and Per Diem-funded beds or received VA Grant and Per Diem funding (39 sites); VA accessed non VA-funded transitional housing (two sites); new VA Domiciliary opened (one site).

Emergency housing: Shelter opened/expanded (ten sites), new agreements made with existing shelters (six sites), local motel used as temporary shelter (one site), new shelter database or directory facilitated better placement (two sites).

Dental care: VA provided services under VHA Directive 2002-080 (eight sites); local dental providers offered care (some being paid with special VA dental funding) (21 sites).

Job finding: VA Compensated Work Therapy/Supported Employment programs started or expanded (11 sites); local Department of Labor Homeless Veterans Reintegration Program utilized (two sites); VA partnered with local private and public agencies for job finding (15 sites).

Transportation: VA or local transit authority offered new lines and services to accommodate veterans (nine sites); bus passes and tokens distributed (four sites); local agency purchased a van or hired a driver (two sites); veterans re-assigned to a VA clinic closer to their residence (one site).

Job training: New VA employment program begun or vocational rehabilitation staff hired (five sites); job training provided through local community agencies (five sites).

Substance abuse treatment: Added VA substance abuse staff (six sites); new VA Grant and Per Diem program serving dually diagnosis patients (one site); community agencies offered substance abuse treatment (three sites).

Re-entry services for incarcerated veterans: New outreach worker/discharge planner hired (nine sites); local task force of VA and community agencies coordinated services for formerly incarcerated veterans (five sites).

Psychiatric services: New programs started and new staff hired (two sites); existing VA mental health services restructured to improve treatment access and care (three sites); veterans referred to local community mental health program (two sites).

Most commonly, POC sites that did not achieve success with their FY 2007 plans mentioned lack of funding (grant proposals denied, loss/reduction of existing program funding) as a factor.

The least successful action plan topic was emergency housing or immediate shelter. Only 36 percent of all sites reported success in addressing this FY 2007 action topic. Many sites indicated they were in the early planning and development stages of creating shelters. Also, unlike transitional and permanent housing development, there has been difficulty in locating funding sources for the development of additional emergency shelters. For example, the VA Grant and Per Diem program has funded and maintained several transitional housing programs throughout the country; similarly HUD, through its Section 8 and Shelter Plus Care programs, has created permanent housing resources in many local communities.

Similarly, some of the more successfully met needs were tied to specific funding and initiatives. Many sites mentioned the implementation of VHA Directive 2002-080 in addressing dental needs. VA Compensated Work Therapy and Supported Employment programs and Department of Labor Homeless Veteran Reintegration Programs addressed job training and job finding needs. New VISN HCRV program specialists provided a boost for local efforts to serve recently released incarcerated veterans.

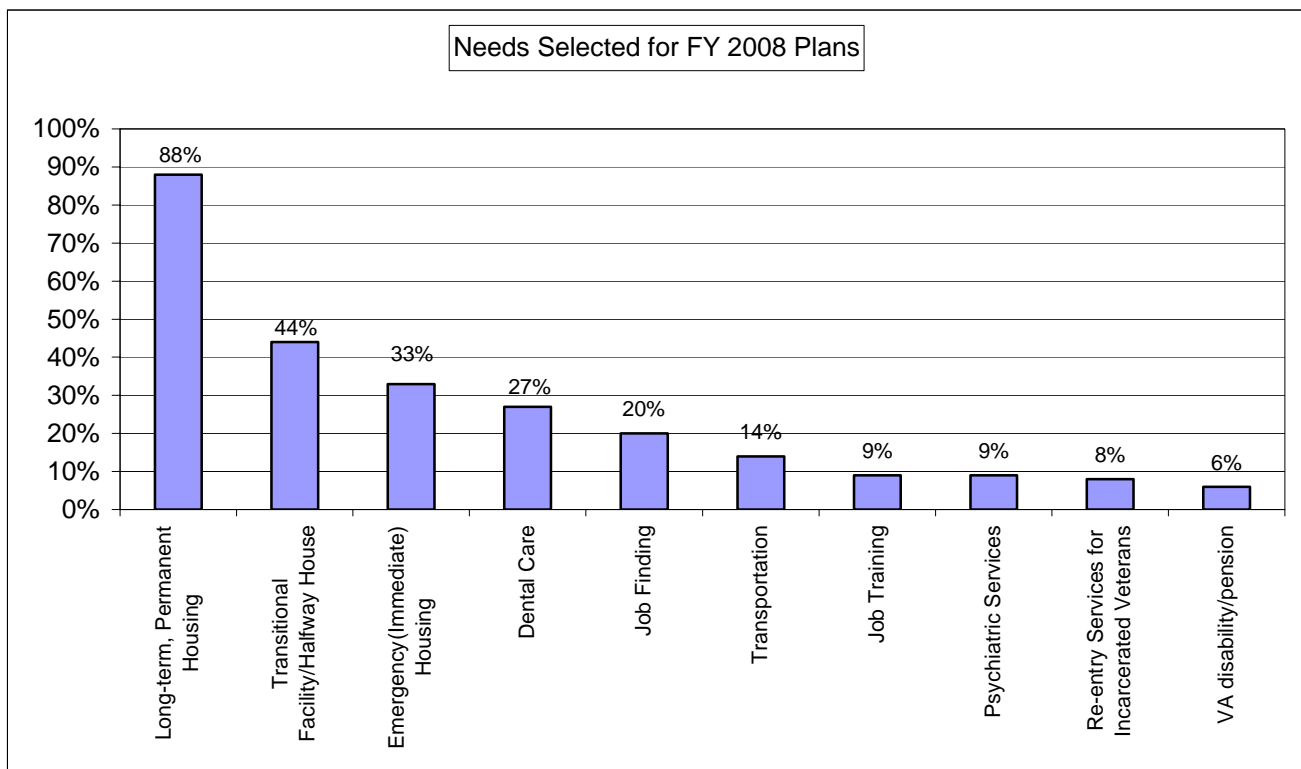
Important CHALENG Partners

CHALENG POCs were asked to identify community partners who helped them address their past year's action plan. Appendix 7 highlights and acknowledges the accomplishments of these partners in FY 2007.

POC Action Plans for FY 2008

The 2007 POC survey requested that POCs outline their action plans for addressing top unmet needs of local homeless veterans in FY 2008. These unmet needs included: permanent, transitional, and emergency housing; dental care; job finding; transportation; psychiatric services; job training; re-entry services for incarcerated veterans, and VA disability and pension.

Figure 3. Needs Selected For Plans.



In the CHALENG Participant Survey, respondents were asked to name the top three greatest unmet needs in their communities that they would like to address in FY 2008. Importantly, nine of the ten needs they wished to work on the most were on the top ten list for VA POC action plans for FY 2008.

The CHALENG 2008 top ten list of needs to address is consistent with recent thought on addressing homelessness. A variety of reports have attempted to define the

program elements necessary to end homelessness. Although these descriptions tend to be more general and may lack detailed input from consumers, they offer a framework for planning a comprehensive intervention. One important effort was made by The Federal Task Force on Homelessness and Severe Mental Illness (1992), which identified five critical service components essential to resolving homelessness: housing; employment; psychiatric and substance abuse treatment; medical care; and social support. Relatedly, the 2008 CHALENG action plan top ten list includes housing, employment and psychiatric care. As noted earlier, CHALENG participants rate medical care as a high met need for homeless veterans. VA currently provides a broad range of medical services for these veterans.

While acknowledged as an important component of recovery, social support has never been officially listed by CHALENG as a specific, pre-identified need to be ranked. Related to the report from The Federal Task Force on Homelessness, a recent Canadian survey (Russell, Hubley, & Palepu, 2005) of homeless persons concluded that in addition to access to basic necessities, relationships, self-respect, the respect of others, and having choices all influenced the quality of life of homeless persons. It is not known whether such quality of life indicators impact directly upon homelessness, but they are certainly clinically relevant to those veterans we treat. Social support will be measured in the 2008 CHALENG survey.

Update on CHALENG Activities

Individualized CHALENG reports by POC site are now available on the Internet in draft form. Each report includes: an estimate of homeless veterans in the service area; an estimate of homeless veterans who are chronically homeless; bed counts; FY 2008 action plan, and need and integration/implementation rankings. The Web site address is: <http://www.va.gov/homeless/page.cfm?pg=17>.

Also on the site is the 14th Annual Progress Report on Public Law 105-114 in its entirety. The current report and site profiles are useful for sites that are undergoing Commission on Accreditation of Rehabilitation Facilities (CARF) accreditation or have community partners that are applying for VA Grant and Per Diem funding. CARF requires programs to provide feedback from external stakeholders such as community partners and clients. As part of their VA Grant and Per Diem application, community agencies must document the local needs of homeless veterans in their area. Much information from stakeholders and their perception of homeless veterans needs is available in the annual CHALENG report.

Summary

Trends In Veteran Homelessness

Over the short-term, the combination of demographic changes decreasing the overall veteran population and the increase of VA resources for the homeless should continue to reduce homelessness among veterans. At some point, changes already apparent in the active military force structure will likely be mirrored in the profile of homeless veterans. Although only 4 percent of all homeless veterans are women, this proportion will likely increase as currently 15 percent of all US troops are women. The extensive use of the National Guards and Reserve units in Iraq and Afghanistan means that in addition to the typical influx of new, younger veterans expected from any conflict, a greater proportion of “new” veterans will be older and have families. VA will face significant challenges in addressing the needs of these veterans if they become homeless, unless it can meaningfully address their homelessness in the context of the family unit. The continued prominence of child care as an unmet need highlights the potential impact of this concern. Recognizing this need, the Consolidated Appropriations Act of 2008 provided funding for HUD to expand the HUD/VASH Program. Section 8 vouchers available through HUD/VASH will be utilized to provide housing and supportive services for homeless veterans *and their families*.

VA's success in reducing homelessness brings new demands. Although housing is obviously a critical step in ending homelessness, it is not a sufficient intervention to restore health and quality to life. Through CHALENG, VA continues to assess the needs of homeless veterans so that we may identify areas where the overall quality of life for these veterans may be improved. We believe this approach is not only the humane one, but the one most likely to result in long term solutions to homelessness. VA will continue to work to establish a continuum of care that meets the full spectrum of economic, vocational, legal, social, and spiritual needs identified by veterans and providers in this report.

Final Thoughts

The annual CHALENG Survey documents the needs of homeless veterans identified by veterans, community agencies and VA staff. CHALENG also records how VA and community agencies work together to plan and meet those needs.

Constructively, housing capacity increased between FY 2006 and FY 2007 with emergency and transitional bed need decreasing. POC actions plan updates have documented many success stories in developing housing, particularly through the use of VA Grant and Per Diem funding for transitional housing and HUD Section 8/Shelter Plus Care funding for permanent housing.

There is also evidence that non-housing initiatives have been successful. About 7,600 veterans received dental care through the HVDP in FY 2007. Ninety-two percent of sites that selected re-entry services for incarcerated veterans as a priority need in FY 2007 reported some success coordinating care with new VISN HCRV Program liaisons, prisons, and other community agencies.

The estimated need for affordable permanent housing continues to increase even as capacity increased. Although growth in partnership activities as indicated by the report's 12 implementation measures remained flat, that may mask increasing collaborative activities through the expansion of existing partnerships. This will be a focus for assessment in future CHALENG reports. Significant new national initiatives, particularly the major expansion of the HUD-VASH program, are expected to make a marked difference in the coming year.

In summary, there has been significant accomplishment in serving homeless veterans with our community partners, although the information obtained through CHALENG indicates that much work still remains. CHALENG will continue to examine the progress of VA and the community toward that goal.

References

- Burt, M., Aron, L., Douglas, T., Valente, J., Lee, E. and Iwen, B. (1999). Homelessness: Programs and the People They Serve. National Survey of Homeless Assistance Providers and Clients. Urban Institute.
- Federal Task Force on Homelessness and Severe Mental Illness. (1992). Outcasts on Main Street: A report of the Federal Task Force on Homelessness and Severe Mental Illness.
- McGuire J., Kaspro W., and Rosenheck R. (2007). Housing, Mental Health, and Employment Outcomes For Homeless Veterans – A Follow-up Evaluation of Three VA-Funded Transitional Residential Treatment Programs. VA Northeast Program Evaluation Center.
- O'Hara, A., Cooper, E., Zovistoski, A., and Buttrick, J. (2006). Priced Out in 2006. The Technical Assistance Collaborative. Consortium for Citizens with Disabilities, Housing Task Force.
- Randolph, F., Blasinsky, M., Leginski, W., Parker, L., and Goldman H. (1997). *Creating integrated service systems for homeless persons with mental illness: The ACCESS Program.* Psychiatric Services, 48(3):369-373.
- Russell L., Hubley, A., and Palepu, A. (2005). What is Important to Quality of Life of Homeless or Hard-to-House Canadian Adults and Street Youth? A Multi-Site Study. Canadian Institutes for Health Research; Conference presentation, Toronto, Canada.
- Turetsky, V. (2007). Staying in Jobs and out of the Underground: Child Support Policies that Encourage Legitimate Work. Policy brief by the Center for Law and Social Policy (CLASP).
- U.S. Department of Housing and Urban Development (2008). A Guide to Counting Sheltered Homeless People. January 15, 2008.
- U.S. Department of Housing and Urban Development, Office of Community Planning and Development (2007). The Annual Homeless Assessment Report to Congress. February 2007.
- U.S. Department of Veterans Affairs (2007). Health Care for Homeless Veterans Programs, Quarterly Report. November 8, 2007.

Appendix 1: 2007 CHALENG Needs Score by VA Facility - Homeless Veterans' Assessment

VISN	VA Facility - 2007 Name	Veteran Respondents N=	Hygiene	Food	Clothing	Emergency Shelter	Transitional Housing	Permanent Housing	Detox	Substance Abuse Treatment
1	VA Boston HCS (VAMC Boston - 523 and VAMC W. Roxbury - 523A4), VAMC Brockton, MA - 523A5 and VAH Bedford, MA	51	4.11	4.15	4.00	4.40	3.76	3.02	3.87	4.11
1	VA Connecticut HCS (VAMC Newington and VAMC West Haven)	13	4.33	3.58	3.73	4.17	4.17	2.91	4.75	4.25
1	VAM&ROC Togus, ME - 402									
1	VAM&ROC White River Junction, VT - 405	8	3.25	3.63	3.63	3.75	3.38	2.75	3.71	3.86
1	VAMC Manchester, NH - 608	40	4.18	4.53	4.08	3.92	4.34	2.91	3.94	3.94
1	VAMC Northampton, MA - 631 (Leeds)	87	4.01	4.02	3.89	4.26	3.52	2.64	4.08	4.20
1	VAMC Providence, RI - 650, Bristol, CT	25	4.17	4.29	3.91	3.75	4.00	3.09	4.33	4.45
2	VA Western New York HCS - (VAMC Batavia - 528A4 and VAMC Buffalo - 528)	31	4.37	4.32	4.23	3.55	3.40	3.90	3.79	3.83
2	VAMC Albany, NY - 500	28	4.22	4.26	4.00	4.09	4.19	3.08	4.17	4.43
2	VAMC Canandaigua, NY - 528A5, Bath, NY, Rochester, NY	11	4.64	4.82	3.55	4.82	4.27	3.20	4.18	4.50
2	VAMC Syracuse, NY - 670	15	4.27	4.33	4.07	4.60	4.67	2.57	4.42	4.86
3	VA Hudson Valley HCS (VAMC Castle Point - 620A4 and VAH Montrose - 620)	49	4.13	3.94	3.85	3.28	2.36	2.02	3.90	4.47
3	VA New Jersey HCS (VAMC East Orange - 561 and VAMC Lyons - 561A4)	76	4.49	4.53	3.86	4.39	3.75	3.15	4.31	4.68
3	VAMC Bronx, NY - 526, VA New York Harbor HCS (VAMC Brooklyn - 630A4 and VAMC New York - 630)	77	3.41	3.69	3.21	3.29	2.95	2.66	4.01	3.97
3	VAMC Northport, NY - 632	9	4.00	4.11	3.22	4.78	3.25	2.67	3.63	3.75
4	VA Pittsburgh HCS, PA (VAMC Pittsburgh (HD) - 646A5 and VAMC Pittsburgh (UD) - 646)	15	3.07	3.21	3.07	3.08	3.29	2.57	3.86	3.86
4	VAM&ROC Wilmington, DE - 460									
4	VAMC Altoona, PA - 503	1	3.00	4.00	4.00	2.00	1.00	1.00	4.00	4.00
4	VAMC Butler, PA - 529	8	3.33	3.67	3.67	2.83	2.57	3.67	3.86	4.17
4	VAMC Clarksburg, WV - 540	2	5.00	5.00	5.00	5.00	5.00	5.00	5.00	5.00
4	VAMC Coatesville - 542	30	4.08	4.73	4.41	3.73	3.32	3.00	4.32	4.58
4	VAMC Erie, PA - 562	2	2.50	3.50	3.50	1.50	1.00	1.00	2.00	2.50

5 point scale: 1= unmet need ... 5 = met need

Appendix 1: 2007 CHALENG Needs Score by VA Facility - Homeless Veterans' Assessment

VISN	VA Facility - 2007 Name	Veteran Respondents N=	Hygiene	Food	Clothing	Emergency Shelter	Transitional Housing	Permanent Housing	Detox	Substance Abuse Treatment
4	VAMC Lebanon, PA - 595	2	3.50	4.00	4.00	4.00	4.00	4.00	4.00	4.50
4	VAMC Philadelphia, PA - 642	6	3.00	3.00	2.40	3.00	3.00	1.83	3.40	3.40
4	VAMC Wilkes-Barre, PA - 693	2	4.00	4.50	4.00	4.50	3.50	2.00	4.00	4.00
5	VA Maryland HCS (VAMC Baltimore - 512, VAMC Fort Howard - 512A4 and VAMC Perry Point - 512A5)	87	4.60	4.73	4.59	4.54	4.60	3.29	4.30	4.57
5	VAMC Martinsburg, WV - 613	87	4.13	4.33	3.83	3.98	3.81	3.10	4.20	4.12
5	VAMC Washington, DC - 688	36	3.35	3.56	3.50	2.86	2.86	2.74	3.52	3.90
6	VAMC Asheville, NC - 637	15	3.27	3.53	3.27	3.27	3.00	2.36	3.67	3.93
6	VAMC Beckley, WV - 517	1	4.00	4.00	4.00	3.00	2.00	2.00	1.00	2.00
6	VAMC Durham, NC - 558	6	3.50	4.17	4.33	4.83	3.33	2.67	4.00	4.17
6	VAMC Fayetteville, NC - 565	17	4.71	4.88	4.59	4.69	4.71	3.69	4.20	4.53
6	VAMC Hampton, VA - 590	20	3.50	3.18	3.35	3.44	3.28	2.17	4.33	4.22
6	VAMC Richmond, VA - 652	1	3.00	2.00	2.00	4.00	5.00	2.00	5.00	5.00
6	VAMC Salem, VA - 658	6	3.50	3.50	3.50	2.83	2.50	2.17	3.67	4.33
6	VAMC Salisbury, NC - 659	15	3.13	3.20	3.20	3.67	4.00	2.86	3.92	4.00
7	VA Central Alabama HCS (VAMC Montgomery - 619 and VAMC Tuskegee - 619A4)	23	3.55	3.33	3.29	3.39	3.32	2.90	3.47	3.60
7	VAMC - Augusta, GA - 509	6	2.83	3.00	2.83	2.67	2.00	2.33	3.50	3.17
7	VAMC Atlanta, GA - 508 (Decatur, GA)	118	4.08	4.07	3.89	4.00	3.86	2.66	4.09	4.22
7	VAMC Birmingham, AL - 521	48	4.33	4.38	3.68	4.39	4.53	3.13	4.26	4.73
7	VAMC Charleston, SC - 534	98	4.22	4.42	4.10	4.12	4.32	3.29	4.27	4.41
7	VAMC Columbia, SC - 544	43	4.34	4.48	4.07	3.80	3.85	2.55	3.82	3.79
7	VAMC Dublin, GA - 557	56	3.96	4.06	3.89	3.20	2.53	2.18	3.52	3.86
7	VAMC Tuscaloosa, AL - 679	36	3.91	4.06	3.18	4.00	2.94	2.90	3.77	3.97
8	VA North Florida/South Georgia HCS (VAMC Gainesville - 573 and VAMC Lake City - 573A4)	62	3.82	3.98	3.54	3.36	3.31	2.82	3.66	3.63
8	VAH Tampa, FL - 673	8	4.33	3.20	4.00	2.00	2.20	1.83	3.00	3.67
8	VAMC Bay Pines - 516	33	3.91	3.88	3.56	3.03	2.91	2.34	3.52	3.67
8	VAMC Miami, FL - 546	29	3.81	3.67	3.29	3.75	3.70	1.95	3.83	4.00
8	VAMC West Palm Beach, FL - 548	9	5.00	4.67	4.67	3.75	4.67	1.71	4.56	4.78
8	VAMC San Juan, PR - 672	8	3.50	4.00	3.25	2.75	3.25	2.71	4.63	4.86

5 point scale: 1= unmet need ... 5 = met need

Appendix 1: 2007 CHALENG Needs Score by VA Facility - Homeless Veterans' Assessment

VISN	VA Facility - 2007 Name	Veteran Respondents N=	Hygiene	Food	Clothing	Emergency Shelter	Transitional Housing	Permanent Housing	Detox	Substance Abuse Treatment
8	VAMC Orlando, FL-675	104	3.89	4.07	3.63	3.58	3.68	2.22	3.76	4.21
9	VAMC Huntington, WV - 581	2	3.00	3.00	3.50	4.50	2.50	2.50	4.00	4.00
9	VAMC Lexington, KY - 596	6	4.67	4.33	4.83	3.83	4.00	2.80	4.67	4.67
9	VAMC Louisville, KY - 603	27	3.81	4.04	3.74	3.85	3.65	3.15	3.68	4.07
9	VAMC Memphis, TN - 614	45	4.63	4.79	4.12	4.53	4.69	2.77	4.38	4.48
9	VAMC Mountain Home, TN - 621	25	4.28	4.24	3.96	3.96	4.00	3.08	4.28	4.36
9	VAMC Nashville, TN - 626 (Nashville and Murfreesboro)	50	4.18	4.12	3.90	4.36	4.48	3.32	4.21	4.30
10	VAMC Chillicothe, OH - 538	20	3.75	3.95	3.80	3.70	3.58	2.50	3.70	3.90
10	VAMC Cincinnati, OH - 539 (Ft. Thomas, KY)	76	4.15	4.28	3.35	3.95	3.59	2.88	4.22	4.64
10	VAMC Cleveland, OH - 541 (Brecksville, OH)	87	4.00	4.34	3.57	3.85	3.06	2.68	3.89	4.31
10	VAMC Dayton, OH - 552	15	4.60	4.47	4.23	4.86	3.40	2.93	4.08	4.21
10	VAOPC Columbus, OH - 757 (Grove City, OH)	30	3.86	4.45	3.77	4.17	3.21	2.96	3.75	4.17
11	VAOPC Toledo, OH and VA Ann Arbor HCS, MI - 506	55	4.40	4.30	3.96	4.15	4.17	2.96	4.48	4.49
11	VA Northern Indiana HCS (VAMC Fort Wayne - 610A4 and VAMC Marion - 610)									
11	VAMC Battle Creek, MI - 515	152	3.73	3.63	3.58	3.92	3.58	3.27	3.68	3.75
11	VAMC Danville, IL - 550	27	3.89	4.44	4.19	3.96	3.76	2.93	3.69	4.04
11	VAMC Detroit, MI - 553	19	3.89	3.74	3.58	3.29	3.31	2.41	3.19	3.47
11	VAMC Indianapolis - 583	43	4.31	4.05	3.67	3.74	3.93	2.53	3.64	4.36
11	VAMC Saginaw, MI - 655									
12	VAH Hines, IL - 578 and VA Chicago HCS (VAMC Chicago (LS) - 537A4 and VAMC Chicago (WS) - 537)	20	3.53	4.40	3.42	4.16	4.16	3.47	4.00	4.21
12	VAH Madison, WI - 607	21	4.15	3.48	3.55	3.37	3.45	2.75	3.95	3.89
12	VAMC Iron Mountain, MI - 585									
12	VAMC Milwaukee, WI - 695	88	4.03	4.30	3.89	3.67	3.65	2.73	4.12	4.35
12	VAMC North Chicago, IL - 556	37	4.36	4.28	3.94	4.03	3.97	3.11	4.29	4.08
12	VAMC Tomah, WI - 676	48	3.88	4.29	3.69	3.79	3.45	2.37	3.98	4.15

5 point scale: 1= unmet need ... 5 = met need

Appendix 1: 2007 CHALENG Needs Score by VA Facility - Homeless Veterans' Assessment

VISN	VA Facility - 2007 Name	Veteran Respondents N=	Hygiene	Food	Clothing	Emergency Shelter	Transitional Housing	Permanent Housing	Detox	Substance Abuse Treatment
15	VA Eastern Kansas HCS (VAMC Leavenworth - 677A4)	144	4.14	4.23	3.97	4.00	3.24	2.46	4.12	4.41
15	VAH Columbia, MO - 543	12	3.58	3.75	3.08	3.08	3.09	2.27	4.09	4.08
15	VAM&ROC Wichita, KS - 452	26	3.76	3.80	3.48	3.52	2.50	1.62	3.68	3.75
15	VAMC Kansas City, MO - 589	36	4.00	4.33	4.06	4.23	4.15	2.50	4.29	4.60
15	VAMC Marion, IL - 609									
15	VAMC Poplar Bluff, MO - 647									
15	VAMC St. Louis, MO - 657	103	3.46	3.29	2.99	3.04	3.12	2.52	3.67	3.81
15	VAMC Topeka - 677	19	3.44	3.84	3.39	3.84	3.84	2.33	4.22	4.33
16	VA Central Arkansas HCS - 598	19	4.16	4.39	3.56	3.21	3.47	2.89	3.89	3.72
16	VA Gulf Coast HCS - 520, Biloxi, MS, Pensacola, FL	27	3.96	4.22	3.74	4.08	3.70	2.15	3.62	3.46
16	VAMC Alexandria, LA - 502	37	3.33	3.27	3.09	3.44	3.34	2.58	3.52	3.66
16	VAMC Fayetteville, AR - 564	21	4.14	4.19	3.26	4.05	4.37	3.14	4.24	4.10
16	VAMC Houston, TX - 580	49	4.06	4.36	3.91	4.33	4.18	2.60	4.15	4.45
16	VAMC Jackson, MS - 586	65	4.10	4.33	3.78	4.24	4.14	2.82	4.15	4.35
16	VAMC New Orleans, LA - 629	50	3.76	4.04	3.04	3.66	4.20	2.36	3.45	4.16
16	VAMC Oklahoma City, OK - 635	30	3.80	4.13	3.03	3.39	3.63	2.30	3.88	4.14
16	VAMC Shreveport, LA - 667	50	4.00	3.98	3.87	4.17	4.46	3.56	4.54	4.62
16	VAMC Muskogee, OK- 623 (Tulsa, OK)	25	4.17	4.40	3.75	3.92	4.17	2.14	4.09	4.60
17	VA Central Texas HCS (VAMC Marlin - 674A5, VAMC Temple - 674, VAMC Waco - 674A4 and VAOPC Austin - 674BY)	24	3.38	3.38	3.26	3.43	2.55	1.90	2.86	3.09
17	VA North Texas HCS (VAMC Bonham - 549A4 and VAMC Dallas - 549)	97	4.00	3.87	3.38	3.53	3.32	2.64	4.13	4.03
17	VA South Texas Veterans HCS (VA OPC Corpus Christi, TX - 671BZ)	12	3.33	3.92	2.64	3.75	3.42	2.25	3.45	3.82
17	VA South Texas Veterans HCS (VAMC Kerrville - 671A4 and VAH San Antonio - 671)	51	4.06	3.90	3.29	3.59	3.85	2.48	3.83	4.07
18	El Paso VA HCS, TX - 756	39	3.86	3.89	3.56	4.14	3.75	2.70	3.80	3.46
18	VA New Mexico HCS - 501	8	4.43	4.86	4.67	4.17	4.00	3.83	4.33	4.50
18	VA Northern Arizona HCS - 649	38	4.11	4.38	3.84	3.47	3.47	2.70	3.74	4.35
18	VA Southern Arizona HCS - 678	53	4.00	4.13	3.92	3.98	4.28	3.27	4.24	4.17

5 point scale: 1= unmet need ... 5 = met need

Appendix 1: 2007 CHALENG Needs Score by VA Facility - Homeless Veterans' Assessment

VISN	VA Facility - 2007 Name	Veteran Respondents N=	Hygiene	Food	Clothing	Emergency Shelter	Transitional Housing	Permanent Housing	Detox	Substance Abuse Treatment
18	VAMC Amarillo, TX - 504	16	3.94	3.69	3.63	3.56	3.69	1.81	3.73	3.60
18	VA West Texas HCS - 519									
18	VAMC Phoenix, AZ - 644	23	3.48	3.83	3.74	3.52	3.95	2.67	3.65	3.96
19	VA Montana HCS (VAM&ROC Ft. Harrison - 436 and VA Eastern Montana HCS - 436A4), Miles City, MT									
19	VA Southern Colorado HCS, (Colorado Springs-567)	10	4.40	4.20	3.90	3.60	3.38	2.70	3.50	4.10
19	VAM&ROC Cheyenne, WY - 442	12	4.42	4.42	4.67	4.50	4.58	2.60	4.58	4.67
19	VA Eastern Colorado HCS (VAMC Denver - 554)	71	3.46	3.89	3.12	3.45	3.38	1.81	3.43	3.77
19	VAMC Grand Junction, CO - 575									
19	VAMC Salt Lake City, UT - 660	22	4.14	4.23	4.09	3.91	4.05	2.32	4.57	4.67
19	VAMC Sheridan, WY - 666	39	4.13	4.05	3.85	3.97	3.11	2.14	4.03	4.16
20	VA Alaska HCS & RO - 463	60	4.15	4.25	4.21	4.16	3.98	3.81	3.71	4.29
20	VA DOM White City, OR - 692	84	4.30	4.10	4.11	3.53	3.36	2.42	3.79	4.23
20	VA Puget Sound HCS (VAMC American Lake - 663A4 and VAMC Seattle, WA - 663), Tacoma, WA	120	3.65	3.74	3.39	3.27	3.18	2.47	3.41	3.61
20	VA Roseburg HCS, OR - 653 (Eugene, OR)	35	3.52	3.47	3.33	3.09	2.91	2.45	3.52	3.65
20	VAMC Boise, ID - 531									
20	VAMC Portland, OR - 648	32	4.07	3.97	3.88	3.55	3.63	3.10	3.72	3.84
20	VAMC Spokane, WA - 668	28	3.46	3.39	3.52	2.58	1.41	1.79	3.11	2.96
20	VAMC Walla Walla, WA - 687	33	4.16	4.21	4.06	4.16	4.63	3.27	4.27	4.26
21	VA Central California HCS, CA - 570	3	4.67	4.33	4.33	4.33	4.67	3.67	5.00	5.00
21	VA Northern California HCS - 612 (Martinez, Oakland and Sacramento)	11	3.70	3.80	3.00	2.82	4.40	3.00	3.63	4.22
21	VA Palo Alto HCS (VAMC Livermore - 640A4 and VAMC Palo Alto - 640), Menlo Park, CA	85	3.93	4.12	3.85	3.13	3.98	2.61	3.30	4.20
21	VA Sierra Nevada HCS, NV - 654	6	4.17	4.00	3.83	3.83	3.83	2.83	4.33	3.83
21	VAM&ROC Honolulu, HI - 459	37	3.86	3.94	4.06	4.26	3.91	3.00	4.20	4.41
21	VAMC San Francisco, CA - 662	49	4.51	4.58	4.31	3.87	4.13	2.59	4.26	4.36

5 point scale: 1= unmet need ... 5 = met need

Appendix 1: 2007 CHALENG Needs Score by VA Facility - Homeless Veterans' Assessment

VISN	VA Facility - 2007 Name	Veteran Respondents N=	Hygiene	Food	Clothing	Emergency Shelter	Transitional Housing	Permanent Housing	Detox	Substance Abuse Treatment
22	VA Greater Los Angeles HCS (VAOPC Los Angeles - 691GE, VAMC Sepulveda - 691A4 and VAMC West Los Angeles - 691)	184	4.04	4.19	3.73	4.13	3.95	2.93	3.84	4.02
22	VA Southern Nevada HCS - 593	177	3.63	3.54	3.30	3.29	3.58	2.55	3.46	3.60
22	VAMC Loma Linda, CA - 605	25	3.32	3.68	3.52	3.20	3.84	3.26	4.13	4.40
22	VAMC Long Beach, CA - 600	30	3.80	3.97	3.77	3.59	3.39	2.81	3.86	3.96
22	VAMC San Diego, CA - 664	252	4.07	4.38	3.79	3.98	4.12	2.77	4.14	4.38
23	VA Black Hills HCS (VAMC Fort Meade - 568 and VAMC Hot Springs - 568A4)	14	4.00	4.14	3.93	3.64	3.21	1.43	3.86	3.50
23	VAH&ROC Sioux Falls, SD - 438	5	4.33	3.33	3.00	3.25	3.00	2.33	3.75	4.00
23	VAM&ROC Fargo, ND - 437	1	3.00	4.00	4.00	2.00	4.00	2.00	4.00	4.00
23	VAMC Minneapolis, MN - 618, and Superior, WI	12	4.55	4.25	4.08	4.30	4.00	3.00	3.82	4.25
23	VAMC St. Cloud, MN - 656	1	4.00	3.00	3.00	4.00	1.00	3.00	3.00	4.00
23	VA Central Iowa HCS (VAMC Des Moines - 555, VAMC Knoxville - 555A4)	21	4.38	4.86	4.19	4.29	4.10	3.20	4.25	4.37
23	VA HCS (VAMC Grand Island - 597A4, VAMC Lincoln - 597 and VAMC Omaha - 636)									
23	VAMC Iowa City, IA - 584	60	4.46	4.41	4.27	4.08	3.37	2.59	3.64	3.54

5 point scale: 1= unmet need ... 5 = met need

Appendix 1: 2007 CHALENG Needs Score by VA Facility - Homeless Veterans' Assessment

VISN	VA Facility - 2007 Name	Veteran Respondents N=	Emotional/Psychiatric Services	Dual Diagnosis Treatment	Family Counseling	Medical Services	Women's Health Care	Help With Medication	Drop-in Center	AIDS/HIV Testing/Counseling
1	VA Boston HCS (VAMC Boston - 523 and VAMC W. Roxbury - 523A4), VAMC Brockton, MA - 523A5 and VAH Bedford, MA	51	3.74	3.74	3.54	4.22	3.76	3.97	3.86	4.17
1	VA Connecticut HCS (VAMC Newington and VAMC West Haven)	13	3.75	3.45	2.30	3.92	1.29	4.17	3.55	3.82
1	VAM&ROC Togus, ME - 402									
1	VAM&ROC White River Junction, VT - 405	8	3.88	3.71	3.17	4.50	2.75	4.38	4.38	4.00
1	VAMC Manchester, NH - 608	40	3.83	3.70	3.14	4.31	3.47	4.12	3.04	3.75
1	VAMC Northampton, MA - 631 (Leeds)	87	3.91	3.74	3.00	3.96	2.97	3.80	3.55	3.60
1	VAMC Providence, RI - 650, Bristol, CT	25	4.40	3.90	3.48	4.54	3.00	4.33	3.55	4.17
2	VA Western New York HCS - (VAMC Batavia - 528A4 and VAMC Buffalo - 528)	31	4.10	3.86	3.54	4.27	3.48	4.00	3.96	3.72
2	VAMC Albany, NY - 500	28	4.31	4.00	3.13	4.62	3.17	4.25	3.86	4.25
2	VAMC Canandaigua, NY - 528A5, Bath, NY, Rochester, NY	11	4.20	3.40	2.75	4.64	1.57	4.50	4.00	4.10
2	VAMC Syracuse, NY - 670	15	4.67	3.83	3.27	4.80	2.33	4.83	4.50	3.91
3	VA Hudson Valley HCS (VAMC Castle Point - 620A4 and VAH Montrose - 620)	49	4.21	3.80	2.78	4.25	3.68	4.26	3.10	4.12
3	VA New Jersey HCS (VAMC East Orange - 561 and VAMC Lyons - 561A4)	76	4.13	3.97	3.74	4.69	4.07	4.59	3.86	4.16
3	VAMC Bronx, NY - 526, VA New York Harbor HCS (VAMC Brooklyn - 630A4 and VAMC New York - 630)	77	3.91	3.70	3.13	4.03	2.94	3.80	3.48	4.06
3	VAMC Northport, NY - 632	9	3.44	3.33	3.22	4.22	4.50	3.56	3.63	4.13
4	VA Pittsburgh HCS, PA (VAMC Pittsburgh (HD) - 646A5 and VAMC Pittsburgh (UD) - 646)	15	3.69	3.62	3.31	3.69	3.08	3.71	3.08	2.92
4	VAM&ROC Wilmington, DE - 460									
4	VAMC Altoona, PA - 503	1	3.00	3.00	2.00	5.00	3.00	3.00	1.00	2.00
4	VAMC Butler, PA - 529	8	3.83	3.71	3.40	3.67	3.50	3.43	3.17	3.83
4	VAMC Clarksburg, WV - 540	2	5.00	5.00	5.00	5.00	5.00	5.00	5.00	5.00
4	VAMC Coatesville - 542	30	4.42	4.54	3.12	4.42	3.88	4.60	3.77	4.43
4	VAMC Erie, PA - 562	2	2.00	2.00	2.50	2.50	2.50	3.50	4.00	3.50

5 point scale: 1= unmet need ... 5 = met need

Appendix 1: 2007 CHALENG Needs Score by VA Facility - Homeless Veterans' Assessment

VISN	VA Facility - 2007 Name	Veteran Respondents N=	Emotional/ Psychiatric Services	Dual Diagnosis Treatment	Family Counseling	Medical Services	Women's Health Care	Help With Medication	Drop-in Center	AIDS/HIV Testing/ Counseling
4	VAMC Lebanon, PA - 595	2	4.00	3.00	3.50	3.50	3.00	3.00	3.00	3.50
4	VAMC Philadelphia, PA - 642	6	3.20	2.60	2.25	3.00	2.25	2.60	2.80	3.33
4	VAMC Wilkes-Barre, PA - 693	2	3.00	2.50	2.50	4.50	4.00	4.50	4.00	4.00
5	VA Maryland HCS (VAMC Baltimore - 512, VAMC Fort Howard - 512A4 and VAMC Perry Point - 512A5)	87	4.34	4.22	3.68	4.73	3.11	4.57	4.34	4.34
5	VAMC Martinsburg, WV - 613	87	3.74	3.69	3.08	4.17	3.00	4.09	3.14	4.01
5	VAMC Washington, DC - 688	36	3.59	3.69	3.37	3.93	3.39	3.86	3.08	3.96
6	VAMC Asheville, NC - 637	15	3.64	3.38	2.58	4.21	2.00	4.22	2.00	3.92
6	VAMC Beckley, WV - 517	1	4.00	4.00	4.00	4.00	4.00	4.00	4.00	4.00
6	VAMC Durham, NC - 558	6	4.67	4.20	2.60	5.00	2.33	4.67	3.00	5.00
6	VAMC Fayetteville, NC - 565	17	4.13	4.00	3.31	4.53	3.00	4.40	3.82	3.92
6	VAMC Hampton, VA - 590	20	4.11	3.88	2.75	4.18	2.89	4.13	3.64	4.00
6	VAMC Richmond, VA - 652	1	5.00	5.00	2.00	5.00	5.00	5.00	4.00	5.00
6	VAMC Salem, VA - 658	6	3.67	2.17	2.00	3.50	3.67	4.00	3.17	3.60
6	VAMC Salisbury, NC - 659	15	3.29	3.00	3.15	4.07	2.50	3.93	2.91	3.85
7	VA Central Alabama HCS (VAMC Montgomery - 619 and VAMC Tuskegee - 619A4)	23	3.23	3.29	3.00	3.59	3.63	3.52	3.40	3.62
7	VAMC - Augusta, GA - 509	6	2.67	2.17	2.83	3.17	3.17	2.83	2.50	3.00
7	VAMC Atlanta, GA - 508 (Decatur, GA)	118	3.92	3.73	3.32	4.08	3.29	4.04	3.04	3.89
7	VAMC Birmingham, AL - 521	48	4.07	3.84	3.24	4.46	3.20	4.39	3.38	4.50
7	VAMC Charleston, SC - 534	98	4.04	4.00	3.45	4.40	2.49	4.08	3.49	3.98
7	VAMC Columbia, SC - 544	43	3.53	3.62	3.14	4.32	3.30	3.90	3.09	3.49
7	VAMC Dublin, GA - 557	56	3.10	2.98	2.82	3.89	3.00	3.70	2.51	3.70
7	VAMC Tuscaloosa, AL - 679	36	3.88	3.90	3.00	3.61	3.00	3.97	2.92	3.31
8	VA North Florida/South Georgia HCS (VAMC Gainesville - 573 and VAMC Lake City - 573A4)	62	3.40	3.31	3.07	3.64	3.13	3.72	3.56	3.79
8	VAH Tampa, FL - 673	8	3.00	2.67	3.00	1.67	3.00	3.00	3.00	4.00
8	VAMC Bay Pines - 516	33	3.46	3.68	2.74	4.33	3.56	4.15	3.00	3.96
8	VAMC Miami, FL - 546	29	4.15	3.89	3.00	4.11	3.14	3.74	3.57	3.84
8	VAMC West Palm Beach, FL - 548	9	4.00	3.50	1.20	4.89	2.00	4.50	3.50	4.38
8	VAMC San Juan, PR - 672	8	4.13	4.50	2.29	4.50	2.17	3.88	3.00	4.88

5 point scale: 1= unmet need ... 5 = met need

Appendix 1: 2007 CHALENG Needs Score by VA Facility - Homeless Veterans' Assessment

VISN	VA Facility - 2007 Name	Veteran Respondents N=	Emotional/ Psychiatric Services	Dual Diagnosis Treatment	Family Counseling	Medical Services	Women's Health Care	Help With Medication	Drop-in Center	AIDS/HIV Testing/ Counseling
8	VAMC Orlando, FL-675	104	4.07	3.70	2.79	4.30	2.44	4.04	2.81	4.00
9	VAMC Huntington, WV - 581	2	3.00	2.00	3.50	3.50	#NULL!	3.00	3.00	2.00
9	VAMC Lexington, KY - 596	6	3.83	3.83	3.20	4.17	3.00	4.40	3.75	4.50
9	VAMC Louisville, KY - 603	27	3.54	3.27	3.23	4.08	3.37	3.89	3.50	3.68
9	VAMC Memphis, TN - 614	45	3.85	3.59	3.51	4.41	3.35	4.08	3.58	4.20
9	VAMC Mountain Home, TN - 621	25	3.96	3.72	3.33	4.16	3.14	4.09	3.45	4.08
9	VAMC Nashville, TN - 626 (Nashville and Murfreesboro)	50	4.00	3.57	3.02	4.32	2.77	4.15	3.54	3.98
10	VAMC Chillicothe, OH - 538	20	3.55	3.32	2.26	4.05	3.88	4.25	3.36	3.53
10	VAMC Cincinnati, OH - 539 (Ft. Thomas, KY)	76	4.03	3.77	3.07	4.43	2.26	4.49	3.19	4.29
10	VAMC Cleveland, OH - 541 (Brecksville, OH)	87	3.77	3.23	2.58	4.25	2.89	4.19	3.27	4.10
10	VAMC Dayton, OH - 552	15	4.43	3.08	2.58	4.93	2.67	4.69	3.64	3.80
10	VAOPC Columbus, OH - 757 (Grove City, OH)	30	3.73	3.46	2.89	4.03	2.59	3.73	2.87	3.69
11	VAOPC Toledo, OH and VA Ann Arbor HCS, MI - 506	55	4.32	4.13	3.61	4.58	3.45	4.29	2.94	4.20
11	VA Northern Indiana HCS (VAMC Fort Wayne - 610A4 and VAMC Marion - 610)									
11	VAMC Battle Creek, MI - 515	152	3.59	3.43	3.36	3.64	3.08	3.68	3.72	3.60
11	VAMC Danville, IL - 550	27	4.04	3.65	3.00	4.44	3.04	4.04	3.27	4.00
11	VAMC Detroit, MI - 553	19	2.94	3.00	2.93	3.76	3.30	3.94	3.56	3.56
11	VAMC Indianapolis - 583	43	4.10	3.70	2.86	4.17	2.79	4.08	3.75	4.33
11	VAMC Saginaw, MI - 655									
12	VAH Hines, IL - 578 and VA Chicago HCS (VAMC Chicago (LS) - 537A4 and VAMC Chicago (WS) - 537)	20	4.35	4.21	3.16	4.60	2.90	4.72	3.33	4.00
12	VAH Madison, WI - 607	21	3.81	3.65	3.16	4.05	3.27	3.75	3.11	3.71
12	VAMC Iron Mountain, MI - 585									
12	VAMC Milwaukee, WI - 695	88	3.82	3.35	2.89	4.10	2.75	4.17	3.11	3.57
12	VAMC North Chicago, IL - 556	37	4.03	3.83	2.94	4.32	3.52	4.35	3.68	3.68
12	VAMC Tomah, WI - 676	48	3.88	3.72	2.77	4.04	2.80	4.04	2.83	3.38

5 point scale: 1= unmet need ... 5 = met need

Appendix 1: 2007 CHALENG Needs Score by VA Facility - Homeless Veterans' Assessment

VISN	VA Facility - 2007 Name	Veteran Respondents N=	Emotional/ Psychiatric Services	Dual Diagnosis Treatment	Family Counseling	Medical Services	Women's Health Care	Help With Medication	Drop-in Center	AIDS/HIV Testing/ Counseling
15	VA Eastern Kansas HCS (VAMC Leavenworth - 677A4)	144	3.93	3.63	2.93	4.16	2.92	4.06	2.92	3.74
15	VAH Columbia, MO - 543	12	3.67	3.27	3.00	3.45	3.38	4.00	2.73	3.64
15	VAM&ROC Wichita, KS - 452	26	3.65	3.57	2.60	3.80	2.33	3.95	3.42	3.63
15	VAMC Kansas City, MO - 589	36	4.15	4.21	2.82	4.25	2.58	4.44	3.20	3.73
15	VAMC Marion, IL - 609									
15	VAMC Poplar Bluff, MO - 647									
15	VAMC St. Louis, MO - 657	103	3.43	3.48	3.23	3.73	3.18	3.53	3.22	3.64
15	VAMC Topeka - 677	19	4.21	3.79	2.76	4.58	3.75	4.50	3.12	4.19
16	VA Central Arkansas HCS - 598	19	3.76	3.24	3.06	4.29	3.67	4.47	4.75	4.29
16	VA Gulf Coast HCS - 520, Biloxi, MS, Pensacola, FL	27	3.15	3.27	3.12	3.89	3.08	3.91	2.70	3.88
16	VAMC Alexandria, LA - 502	37	3.28	3.07	2.62	3.79	2.59	3.91	2.75	3.23
16	VAMC Fayetteville, AR - 564	21	3.86	3.32	3.11	4.10	3.70	4.35	3.07	3.81
16	VAMC Houston, TX - 580	49	4.04	3.47	3.30	4.29	2.13	4.32	3.50	3.87
16	VAMC Jackson, MS - 586	65	4.05	3.53	3.15	4.30	2.00	4.14	3.29	3.97
16	VAMC New Orleans, LA - 629	50	3.81	3.60	3.66	4.04	2.25	4.00	2.60	3.93
16	VAMC Oklahoma City, OK - 635	30	3.38	2.93	2.69	4.07	2.50	4.28	2.10	3.96
16	VAMC Shreveport, LA - 667	50	4.26	3.82	3.53	4.60	4.18	4.55	3.41	4.36
16	VAMC Muskogee, OK- 623 (Tulsa, OK)	25	4.21	4.04	3.43	4.36	2.88	4.17	3.94	4.09
17	VA Central Texas HCS (VAMC Marlin - 674A5, VAMC Temple - 674, VAMC Waco - 674A4 and VAOPC Austin - 674BY)	24	2.91	2.78	2.35	3.14	2.47	3.30	2.50	3.00
17	VA North Texas HCS (VAMC Bonham - 549A4 and VAMC Dallas - 549)	97	3.85	3.70	3.38	4.09	2.85	4.20	3.03	4.10
17	VA South Texas Veterans HCS (VA OPC Corpus Christi, TX - 671BZ)	12	3.17	2.58	2.67	3.67	2.29	3.58	1.78	3.36
17	VA South Texas Veterans HCS (VAMC Kerrville - 671A4 and VAH San Antonio - 671)	51	3.54	3.52	2.70	4.10	3.33	4.13	3.38	3.59
18	El Paso VA HCS, TX - 756	39	3.94	3.20	3.25	4.14	2.80	3.97	3.07	3.89
18	VA New Mexico HCS - 501	8	4.29	3.71	3.67	4.57	4.00	4.50	4.50	4.17
18	VA Northern Arizona HCS - 649	38	3.73	3.28	2.64	3.84	2.44	3.80	2.89	3.46
18	VA Southern Arizona HCS - 678	53	3.63	3.77	3.41	4.14	3.42	4.12	3.29	3.57

5 point scale: 1= unmet need ... 5 = met need

Appendix 1: 2007 CHALENG Needs Score by VA Facility - Homeless Veterans' Assessment

VISN	VA Facility - 2007 Name	Veteran Respondents N=	Emotional/ Psychiatric Services	Dual Diagnosis Treatment	Family Counseling	Medical Services	Women's Health Care	Help With Medication	Drop-in Center	AIDS/HIV Testing/ Counseling
18	VAMC Amarillo, TX - 504	16	2.94	3.25	2.56	4.75	2.38	4.19	4.06	4.00
18	VA West Texas HCS - 519									
18	VAMC Phoenix, AZ - 644	23	3.55	3.24	2.96	4.39	3.07	3.30	2.75	3.55
19	VA Montana HCS (VAM&ROC Ft. Harrison - 436 and VA Eastern Montana HCS - 436A4), Miles City, MT									
19	VA Southern Colorado HCS, (Colorado Springs-567)	10	3.78	3.10	3.00	4.00	2.88	4.00	2.89	4.00
19	VAM&ROC Cheyenne, WY - 442	12	4.17	3.67	3.08	4.58	2.00	4.58	3.36	3.75
19	VA Eastern Colorado HCS (VAMC Denver - 554)	71	3.33	2.98	2.47	3.76	2.89	3.60	2.76	3.28
19	VAMC Grand Junction, CO - 575									
19	VAMC Salt Lake City, UT - 660	22	4.43	4.14	3.67	4.57	1.67	4.53	3.71	4.06
19	VAMC Sheridan, WY - 666	39	3.89	3.89	2.75	4.11	3.58	4.16	2.56	4.03
20	VA Alaska HCS & RO - 463	60	4.03	3.89	3.25	4.37	3.00	4.22	3.00	4.23
20	VA DOM White City, OR - 692	84	3.65	3.50	2.85	3.99	3.09	4.00	3.10	4.11
20	VA Puget Sound HCS (VAMC American Lake - 663A4 and VAMC Seattle, WA - 663), Tacoma, WA	120	3.57	3.26	2.69	3.78	3.07	3.73	2.96	3.42
20	VA Roseburg HCS, OR - 653 (Eugene, OR)	35	3.50	3.50	2.80	3.53	2.78	3.91	3.56	3.60
20	VAMC Boise, ID - 531									
20	VAMC Portland, OR - 648	32	3.31	2.93	2.78	3.88	2.85	3.50	3.00	3.46
20	VAMC Spokane, WA - 668	28	3.16	2.80	2.38	3.71	2.94	3.28	2.91	3.26
20	VAMC Walla Walla, WA - 687	33	4.21	4.07	3.44	4.19	3.24	4.55	3.59	4.06
21	VA Central California HCS, CA - 570	3	5.00	5.00	5.00	4.67	4.33	4.33	5.00	5.00
21	VA Northern California HCS - 612 (Martinez, Oakland and Sacramento)	11	4.10	4.00	3.50	4.50	2.86	4.30	3.80	3.14
21	VA Palo Alto HCS (VAMC Livermore - 640A4 and VAMC Palo Alto - 640), Menlo Park, CA	85	4.07	3.96	3.05	4.18	2.57	4.01	3.10	3.84
21	VA Sierra Nevada HCS, NV - 654	6	3.83	3.67	3.00	3.83	2.83	4.00	3.00	4.00
21	VAM&ROC Honolulu, HI - 459	37	3.81	3.73	2.79	4.08	3.22	4.03	3.48	4.00
21	VAMC San Francisco, CA - 662	49	4.00	3.82	3.22	4.55	2.83	4.27	3.92	4.15

5 point scale: 1= unmet need ... 5 = met need

Appendix 1: 2007 CHALENG Needs Score by VA Facility - Homeless Veterans' Assessment

VISN	VA Facility - 2007 Name	Veteran Respondents N=	Emotional/ Psychiatric Services	Dual Diagnosis Treatment	Family Counseling	Medical Services	Women's Health Care	Help With Medication	Drop-in Center	AIDS/HIV Testing/ Counseling
22	VA Greater Los Angeles HCS (VAOPC Los Angeles - 691GE, VAMC Sepulveda - 691A4 and VAMC West Los Angeles - 691)	184	3.72	3.48	3.09	4.06	3.00	3.81	3.29	3.86
22	VA Southern Nevada HCS - 593	177	3.47	3.26	3.07	3.92	3.01	3.77	2.93	3.58
22	VAMC Loma Linda, CA - 605	25	4.08	3.22	3.30	4.24	2.75	3.96	3.04	4.17
22	VAMC Long Beach, CA - 600	30	3.81	3.63	3.35	4.00	3.00	3.96	3.33	3.56
22	VAMC San Diego, CA - 664	252	3.85	3.51	3.15	4.03	3.03	3.87	3.00	3.87
23	VA Black Hills HCS (VAMC Fort Meade - 568 and VAMC Hot Springs - 568A4)	14	3.21	2.10	2.20	4.43	3.86	4.62	1.82	3.50
23	VAH&ROC Sioux Falls, SD - 438	5	3.50	3.33	2.00	3.00	3.00	3.67	2.33	2.67
23	VAM&ROC Fargo, ND - 437	1	4.00	4.00	3.00	5.00	4.00	4.00	4.00	4.00
23	VAMC Minneapolis, MN - 618, and Superior, WI	12	3.92	3.40	2.89	3.67	2.67	3.92	3.33	3.50
23	VAMC St. Cloud, MN - 656	1	3.00	3.00	2.00	4.00	2.00	3.00	3.00	4.00
23	VA Central Iowa HCS (VAMC Des Moines - 555, VAMC Knoxville - 555A4)	21	4.43	4.37	4.11	4.71	2.67	4.44	3.88	4.63
23	VA HCS (VAMC Grand Island - 597A4, VAMC Lincoln - 597 and VAMC Omaha- 636)									
23	VAMC Iowa City, IA - 584	60	3.46	3.16	3.10	3.95	3.33	3.82	3.78	4.06

5 point scale: 1= unmet need ... 5 = met need

Appendix 1: 2007 CHALENG Needs Score by VA Facility - Homeless Veterans' Assessment

VISN	VA Facility - 2007 Name	Veteran Respondents N=	TB Testing	TB Treatment	Hepatitis C Testing	Dental Care	Eye Care	Glasses	VA Disability/Pension	Welfare Payments
1	VA Boston HCS (VAMC Boston - 523 and VAMC W. Roxbury - 523A4), VAMC Brockton, MA - 523A5 and VAH Bedford, MA	51	4.40	4.13	4.19	2.62	3.53	3.62	3.52	3.26
1	VA Connecticut HCS (VAMC Newington and VAMC West Haven)	13	4.25	2.30	4.36	3.08	4.27	3.91	3.09	2.20
1	VAM&ROC Togus, ME - 402									
1	VAM&ROC White River Junction, VT - 405	8	4.25	3.33	3.33	2.38	2.88	2.75	3.13	2.17
1	VAMC Manchester, NH - 608	40	4.21	3.83	4.06	2.40	3.16	2.97	2.90	2.81
1	VAMC Northampton, MA - 631 (Leeds)	87	4.33	3.85	3.82	3.06	3.44	3.38	3.00	3.12
1	VAMC Providence, RI - 650, Bristol, CT	25	4.35	3.24	4.56	3.46	4.42	4.26	2.91	2.42
2	VA Western New York HCS - (VAMC Batavia - 528A4 and VAMC Buffalo - 528)	31	4.00	3.93	3.75	2.76	3.52	3.43	3.55	3.10
2	VAMC Albany, NY - 500	28	4.25	3.95	3.96	4.04	3.56	3.33	3.09	2.50
2	VAMC Canandaigua, NY - 528A5, Bath, NY, Rochester, NY	11	4.80	2.88	3.44	2.82	3.45	3.36	2.38	2.22
2	VAMC Syracuse, NY - 670	15	4.60	3.60	4.58	3.73	3.79	4.07	3.73	2.56
3	VA Hudson Valley HCS (VAMC Castle Point - 620A4 and VAH Montrose - 620)	49	4.40	4.02	4.40	3.73	4.14	4.26	2.64	1.88
3	VA New Jersey HCS (VAMC East Orange - 561 and VAMC Lyons - 561A4)	76	4.56	4.17	4.13	4.03	4.52	4.44	3.42	3.67
3	VAMC Bronx, NY - 526, VA New York Harbor HCS (VAMC Brooklyn - 630A4 and VAMC New York - 630)	77	4.15	3.90	4.08	2.48	3.44	3.49	3.19	2.71
3	VAMC Northport, NY - 632	9	4.57	4.50	4.22	2.78	3.11	3.11	3.00	4.13
4	VA Pittsburgh HCS, PA (VAMC Pittsburgh (HD) - 646A5 and VAMC Pittsburgh (UD) - 646)	15	3.00	2.77	3.36	2.57	3.00	2.85	3.15	3.00
4	VAM&ROC Wilmington, DE - 460									
4	VAMC Altoona, PA - 503	1	2.00	2.00	2.00	1.00	1.00	1.00	4.00	#NULL!
4	VAMC Butler, PA - 529	8	3.57	3.67	4.00	2.60	3.17	3.20	3.40	2.80
4	VAMC Clarksburg, WV - 540	2	5.00	5.00	5.00	5.00	5.00	5.00	4.00	5.00
4	VAMC Coatesville - 542	30	4.56	4.36	4.15	2.75	3.92	4.16	3.04	2.74
4	VAMC Erie, PA - 562	2	3.50	2.50	3.00	1.00	1.50	2.00	2.50	2.00

5 point scale: 1= unmet need ... 5 = met need

Appendix 1: 2007 CHALENG Needs Score by VA Facility - Homeless Veterans' Assessment

VISN	VA Facility - 2007 Name	Veteran Respondents N=	TB Testing	TB Treatment	Hepatitis C Testing	Dental Care	Eye Care	Glasses	VA Disability/ Pension	Welfare Payments
4	VAMC Lebanon, PA - 595	2	3.50	3.50	3.50	2.50	2.50	3.00	4.00	3.50
4	VAMC Philadelphia, PA - 642	6	3.20	3.00	3.40	2.40	2.40	2.40	2.00	2.60
4	VAMC Wilkes-Barre, PA - 693	2	4.50	4.50	3.50	1.00	1.50	2.50	3.50	4.00
5	VA Maryland HCS (VAMC Baltimore - 512, VAMC Fort Howard - 512A4 and VAMC Perry Point - 512A5)	87	4.48	4.00	4.42	4.05	4.42	4.42	3.38	2.79
5	VAMC Martinsburg, WV - 613	87	4.54	4.08	4.19	3.28	3.75	3.90	3.05	2.69
5	VAMC Washington, DC - 688	36	4.07	3.59	3.80	2.74	3.37	3.07	2.97	2.92
6	VAMC Asheville, NC - 637	15	4.08	3.20	4.33	2.79	3.79	3.79	1.93	1.80
6	VAMC Beckley, WV - 517	1	4.00	4.00	4.00	2.00	4.00	3.00	2.00	2.00
6	VAMC Durham, NC - 558	6	5.00	3.80	4.83	1.50	2.67	2.40	2.80	2.40
6	VAMC Fayetteville, NC - 565	17	3.92	3.40	3.83	3.81	3.25	3.25	2.58	3.00
6	VAMC Hampton, VA - 590	20	4.06	3.64	4.07	2.05	3.53	3.28	2.00	1.63
6	VAMC Richmond, VA - 652	1	5.00	5.00	5.00	5.00	5.00	2.00	5.00	2.00
6	VAMC Salem, VA - 658	6	3.67	3.20	3.33	1.33	2.17	2.17	2.00	2.17
6	VAMC Salisbury, NC - 659	15	4.08	3.50	3.92	3.00	3.29	3.00	3.20	2.75
7	VA Central Alabama HCS (VAMC Montgomery - 619 and VAMC Tuskegee - 619A4)	23	3.57	3.57	3.76	3.45	3.57	3.68	3.32	3.17
7	VAMC - Augusta, GA - 509	6	3.50	3.17	3.17	2.50	2.83	2.67	3.33	3.67
7	VAMC Atlanta, GA - 508 (Decatur, GA)	118	4.31	3.86	3.77	2.76	3.69	3.71	2.71	2.39
7	VAMC Birmingham, AL - 521	48	4.77	4.00	4.57	3.23	3.90	3.89	2.84	2.19
7	VAMC Charleston, SC - 534	98	4.63	3.93	4.30	3.51	4.13	4.05	3.31	2.75
7	VAMC Columbia, SC - 544	43	4.02	3.53	3.62	3.34	3.03	3.21	2.49	2.21
7	VAMC Dublin, GA - 557	56	4.13	3.64	3.66	3.48	3.71	3.85	2.40	2.39
7	VAMC Tuscaloosa, AL - 679	36	3.94	3.21	3.73	2.52	2.85	2.80	2.39	1.88
8	VA North Florida/South Georgia HCS (VAMC Gainesville - 573 and VAMC Lake City - 573A4)	62	3.79	3.61	3.78	2.77	3.40	3.41	3.03	2.60
8	VAH Tampa, FL - 673	8	4.00	4.00	4.00	1.14	2.67	2.67	3.00	3.33
8	VAMC Bay Pines - 516	33	4.28	3.71	4.20	3.27	3.23	3.00	3.29	2.74
8	VAMC Miami, FL - 546	29	4.04	3.90	4.21	2.48	3.00	3.00	3.43	2.50
8	VAMC West Palm Beach, FL - 548	9	4.56	4.50	4.38	2.14	3.11	2.78	3.38	1.20
8	VAMC San Juan, PR - 672	8	5.00	4.00	4.50	2.63	4.13	4.25	2.00	1.50

5 point scale: 1= unmet need ... 5 = met need

Appendix 1: 2007 CHALENG Needs Score by VA Facility - Homeless Veterans' Assessment

VISN	VA Facility - 2007 Name	Veteran Respondents N=	TB Testing	TB Treatment	Hepatitis C Testing	Dental Care	Eye Care	Glasses	VA Disability/ Pension	Welfare Payments
8	VAMC Orlando, FL-675	104	4.19	3.62	4.11	2.97	3.73	3.74	2.81	2.06
9	VAMC Huntington, WV - 581	2	4.50	2.00	2.00	2.50	2.50	2.50	1.00	1.00
9	VAMC Lexington, KY - 596	6	4.83	4.60	4.83	4.17	4.67	4.67	2.33	2.50
9	VAMC Louisville, KY - 603	27	4.42	4.04	3.85	2.93	3.24	3.31	3.48	3.05
9	VAMC Memphis, TN - 614	45	4.60	4.26	4.54	3.81	4.33	4.21	3.00	2.56
9	VAMC Mountain Home, TN - 621	25	4.54	3.82	4.08	2.36	3.23	3.50	2.96	2.82
9	VAMC Nashville, TN - 626 (Nashville and Murfreesboro)	50	3.98	3.58	4.20	3.06	3.41	3.19	2.91	2.46
10	VAMC Chillicothe, OH - 538	20	4.16	3.47	4.05	2.79	2.95	2.74	2.56	2.50
10	VAMC Cincinnati, OH - 539 (Ft. Thomas, KY)	76	4.51	4.06	4.43	3.69	4.01	3.88	2.66	2.07
10	VAMC Cleveland, OH - 541 (Brecksville, OH)	87	4.31	3.48	4.07	3.26	3.82	3.82	2.56	2.33
10	VAMC Dayton, OH - 552	15	4.33	3.00	4.43	3.13	4.29	4.46	3.07	2.14
10	VAOPC Columbus, OH - 757 (Grove City, OH)	30	4.36	3.11	3.27	3.21	3.59	3.46	2.75	2.23
11	VAOPC Toledo, OH and VA Ann Arbor HCS, MI - 506	55	4.66	4.29	4.27	3.50	3.40	3.42	3.18	2.84
11	VA Northern Indiana HCS (VAMC Fort Wayne - 610A4 and VAMC Marion - 610)									
11	VAMC Battle Creek, MI - 515	152	3.88	3.74	3.83	2.94	3.27	3.12	3.25	3.04
11	VAMC Danville, IL - 550	27	4.00	3.74	3.85	3.23	3.96	3.56	3.12	2.72
11	VAMC Detroit, MI - 553	19	3.76	3.60	3.57	3.06	3.13	3.25	3.44	2.82
11	VAMC Indianapolis - 583	43	4.45	3.95	3.88	2.38	3.88	3.84	2.50	2.23
11	VAMC Saginaw, MI - 655									
12	VAH Hines, IL - 578 and VA Chicago HCS (VAMC Chicago (LS) - 537A4 and VAMC Chicago (WS) - 537)	20	4.11	3.65	4.00	3.58	2.74	2.39	2.89	2.25
12	VAH Madison, WI - 607	21	4.53	4.40	4.00	3.95	4.05	3.42	3.43	2.56
12	VAMC Iron Mountain, MI - 585									
12	VAMC Milwaukee, WI - 695	88	4.25	3.67	3.70	2.93	3.38	3.04	2.87	2.24
12	VAMC North Chicago, IL - 556	37	4.19	3.91	4.27	3.68	3.63	3.03	2.94	2.41
12	VAMC Tomah, WI - 676	48	4.40	3.94	3.65	3.04	3.90	3.69	2.96	2.27

5 point scale: 1= unmet need ... 5 = met need

Appendix 1: 2007 CHALENG Needs Score by VA Facility - Homeless Veterans' Assessment

VISN	VA Facility - 2007 Name	Veteran Respondents N=	TB Testing	TB Treatment	Hepatitis C Testing	Dental Care	Eye Care	Glasses	VA Disability/Pension	Welfare Payments
15	VA Eastern Kansas HCS (VAMC Leavenworth - 677A4)	144	4.31	3.69	4.16	3.05	3.14	2.83	2.42	2.17
15	VAH Columbia, MO - 543	12	3.45	3.27	3.64	1.60	1.40	1.80	2.40	2.27
15	VAM&ROC Wichita, KS - 452	26	4.15	3.47	4.00	2.58	2.65	2.56	2.53	1.64
15	VAMC Kansas City, MO - 589	36	4.17	3.61	3.94	2.74	3.64	3.26	2.97	1.88
15	VAMC Marion, IL - 609									
15	VAMC Poplar Bluff, MO - 647									
15	VAMC St. Louis, MO - 657	103	3.63	3.62	3.51	2.59	2.96	3.04	2.68	2.69
15	VAMC Topeka - 677	19	4.28	3.73	4.24	2.56	3.61	2.18	2.53	1.88
16	VA Central Arkansas HCS - 598	19	4.31	4.07	3.88	2.72	4.00	3.75	3.12	3.12
16	VA Gulf Coast HCS - 520, Biloxi, MS, Pensacola, FL	27	3.85	3.50	3.77	2.81	3.04	2.92	2.44	2.28
16	VAMC Alexandria, LA - 502	37	3.67	3.19	3.16	2.28	2.59	2.61	2.13	1.74
16	VAMC Fayetteville, AR - 564	21	4.05	3.75	3.95	3.00	3.29	2.76	2.95	3.00
16	VAMC Houston, TX - 580	49	4.71	3.76	3.89	2.71	3.69	3.54	2.75	2.05
16	VAMC Jackson, MS - 586	65	4.21	3.43	3.60	2.92	3.25	3.02	2.51	1.90
16	VAMC New Orleans, LA - 629	50	4.46	3.55	4.20	3.34	3.94	3.89	2.57	2.07
16	VAMC Oklahoma City, OK - 635	30	4.70	3.63	3.96	3.50	2.07	1.83	2.90	2.32
16	VAMC Shreveport, LA - 667	50	4.47	4.13	4.32	3.79	4.04	4.11	3.19	2.67
16	VAMC Muskogee, OK - 623 (Tulsa, OK)	25	3.83	3.75	3.91	2.39	2.74	2.39	3.14	2.57
17	VA Central Texas HCS (VAMC Marlin - 674A5, VAMC Temple - 674, VAMC Waco - 674A4 and VAOPC Austin - 674BY)	24	3.65	3.05	2.82	2.00	2.04	1.96	3.17	1.67
17	VA North Texas HCS (VAMC Bonham - 549A4 and VAMC Dallas - 549)	97	4.25	3.59	4.07	3.49	3.47	3.34	2.93	2.65
17	VA South Texas Veterans HCS (VA OPC Corpus Christi, TX - 671BZ)	12	4.25	3.44	3.33	2.36	1.67	1.67	1.83	1.78
17	VA South Texas Veterans HCS (VAMC Kerrville - 671A4 and VAH San Antonio - 671)	51	4.39	3.86	3.63	2.65	2.50	2.55	2.93	2.52
18	El Paso VA HCS, TX - 756	39	4.03	3.63	3.73	2.79	2.82	2.68	2.83	2.49
18	VA New Mexico HCS - 501	8	4.29	4.29	4.17	3.86	3.57	4.40	3.57	3.60
18	VA Northern Arizona HCS - 649	38	4.35	3.39	3.94	2.84	3.05	3.05	2.95	2.15
18	VA Southern Arizona HCS - 678	53	4.22	3.37	3.91	2.21	3.49	3.08	3.46	2.58

5 point scale: 1= unmet need ... 5 = met need

Appendix 1: 2007 CHALENG Needs Score by VA Facility - Homeless Veterans' Assessment

VISN	VA Facility - 2007 Name	Veteran Respondents N=	TB Testing	TB Treatment	Hepatitis C Testing	Dental Care	Eye Care	Glasses	VA Disability/ Pension	Welfare Payments
18	VAMC Amarillo, TX - 504	16	4.21	3.21	3.71	2.44	2.94	2.31	2.21	2.08
18	VA West Texas HCS - 519									
18	VAMC Phoenix, AZ - 644	23	4.61	4.05	3.96	2.70	2.09	2.22	2.77	2.19
19	VA Montana HCS (VAM&ROC Ft. Harrison - 436 and VA Eastern Montana HCS - 436A4), Miles City, MT									
19	VA Southern Colorado HCS, (Colorado Springs-567)	10	4.50	3.67	4.00	1.60	2.30	2.30	3.10	2.80
19	VAM&ROC Cheyenne, WY - 442	12	4.42	3.45	3.83	2.83	2.92	2.33	2.67	1.91
19	VA Eastern Colorado HCS (VAMC Denver - 554)	71	4.08	2.73	3.53	2.37	2.27	2.29	2.64	2.43
19	VAMC Grand Junction, CO - 575									
19	VAMC Salt Lake City, UT - 660	22	4.65	3.82	4.72	3.48	3.90	3.86	3.25	2.81
19	VAMC Sheridan, WY - 666	39	4.23	3.55	4.32	2.36	2.94	2.66	2.58	2.31
20	VA Alaska HCS & RO - 463	60	4.43	4.09	4.44	4.17	4.17	4.02	3.56	3.04
20	VA DOM White City, OR - 692	84	4.48	4.02	4.48	2.46	3.57	3.58	3.22	2.25
20	VA Puget Sound HCS (VAMC American Lake - 663A4 and VAMC Seattle, WA - 663), Tacoma, WA	120	3.69	3.20	3.51	2.59	3.01	2.88	2.68	2.33
20	VA Roseburg HCS, OR - 653 (Eugene, OR)	35	3.68	3.53	3.73	2.15	2.45	2.78	3.19	2.55
20	VAMC Boise, ID - 531									
20	VAMC Portland, OR - 648	32	4.09	3.32	3.70	1.90	2.77	2.70	3.10	2.63
20	VAMC Spokane, WA - 668	28	3.41	3.08	3.41	1.81	2.85	2.63	2.63	2.56
20	VAMC Walla Walla, WA - 687	33	4.39	3.88	4.39	3.00	3.58	3.39	3.13	3.19
21	VA Central California HCS, CA - 570	3	5.00	5.00	5.00	3.67	4.00	4.00	4.67	4.33
21	VA Northern California HCS - 612 (Martinez, Oakland and Sacramento)	11	4.50	4.13	4.13	3.60	3.44	3.20	2.70	3.25
21	VA Palo Alto HCS (VAMC Livermore - 640A4 and VAMC Palo Alto - 640), Menlo Park, CA	85	4.23	3.82	4.26	3.34	3.55	3.40	3.47	2.70
21	VA Sierra Nevada HCS, NV - 654	6	4.17	3.50	4.33	2.00	3.50	3.17	2.50	2.17
21	VAM&ROC Honolulu, HI - 459	37	4.60	4.17	4.03	2.69	3.17	3.17	3.25	3.77
21	VAMC San Francisco, CA - 662	49	4.70	4.17	4.45	3.67	3.96	3.77	3.56	3.33

5 point scale: 1= unmet need ... 5 = met need

Appendix 1: 2007 CHALENG Needs Score by VA Facility - Homeless Veterans' Assessment

VISN	VA Facility - 2007 Name	Veteran Respondents N=	TB Testing	TB Treatment	Hepatitis C Testing	Dental Care	Eye Care	Glasses	VA Disability/ Pension	Welfare Payments
22	VA Greater Los Angeles HCS (VAOPC Los Angeles - 691GE, VAMC Sepulveda - 691A4 and VAMC West Los Angeles - 691)	184	4.45	3.76	3.88	3.35	3.47	3.48	3.04	3.03
22	VA Southern Nevada HCS - 593	177	4.24	3.74	3.69	3.07	3.27	3.15	3.32	3.07
22	VAMC Loma Linda, CA - 605	25	4.64	3.48	4.40	2.52	3.12	3.12	2.87	2.74
22	VAMC Long Beach, CA - 600	30	4.11	3.42	3.77	2.80	2.73	2.79	2.64	2.92
22	VAMC San Diego, CA - 664	252	4.61	3.89	3.75	3.11	3.41	3.32	2.87	2.51
23	VA Black Hills HCS (VAMC Fort Meade - 568 and VAMC Hot Springs - 568A4)	14	4.29	4.14	4.29	1.64	1.43	1.36	3.71	4.08
23	VAH&ROC Sioux Falls, SD - 438	5	3.50	1.33	3.00	1.00	2.33	2.33	2.33	5.00
23	VAM&ROC Fargo, ND - 437	1	4.00	#NULL!	5.00	3.00	4.00	4.00	3.00	4.00
23	VAMC Minneapolis, MN - 618, and Superior, WI	12	3.92	3.44	4.08	3.90	3.18	2.90	3.55	2.00
23	VAMC St. Cloud, MN - 656	1	3.00	3.00	2.00	1.00	2.00	2.00	3.00	2.00
23	VA Central Iowa HCS (VAMC Des Moines - 555, VAMC Knoxville - 555A4)	21	4.55	4.12	4.55	3.86	4.37	4.32	2.86	2.92
23	VA HCS (VAMC Grand Island - 597A4, VAMC Lincoln - 597 and VAMC Omaha- 636)									
23	VAMC Iowa City, IA - 584	60	3.96	3.44	3.80	2.80	3.95	3.78	3.31	2.59

5 point scale: 1= unmet need ... 5 = met need

Appendix 1: 2007 CHALENG Needs Score by VA Facility - Homeless Veterans' Assessment

VISN	VA Facility - 2007 Name	Veteran Respondents N=	SSI/SSD Process	Guardianship (Financial)	Help Managing Money	Job Training	Job Placement	Help Getting ID/ Documents	Transportation
1	VA Boston HCS (VAMC Boston - 523 and VAMC W. Roxbury - 523A4), VAMC Brockton, MA - 523A5 and VAH Bedford, MA	51	3.51	3.09	3.60	3.42	3.27	3.82	3.53
1	VA Connecticut HCS (VAMC Newington and VAMC West Haven)	13	3.70	2.50	2.50	2.91	3.00	4.45	2.36
1	VAM&ROC Togus, ME - 402								
1	VAM&ROC White River Junction, VT - 405	8	2.86	1.80	3.14	3.00	3.25	4.13	4.13
1	VAMC Manchester, NH - 608	40	3.27	2.88	3.17	3.31	3.65	3.55	3.63
1	VAMC Northampton, MA - 631 (Leeds)	87	2.78	2.97	3.02	2.77	3.07	3.33	3.66
1	VAMC Providence, RI - 650, Bristol, CT	25	3.05	2.90	3.45	3.26	3.95	3.57	3.71
2	VA Western New York HCS - (VAMC Batavia - 528A4 and VAMC Buffalo - 528)	31	3.50	2.67	2.97	3.03	3.29	3.57	3.70
2	VAMC Albany, NY - 500	28	3.05	2.75	3.42	3.50	3.76	3.83	3.63
2	VAMC Canandaigua, NY - 528A5, Bath, NY, Rochester, NY	11	2.60	2.00	3.33	2.22	3.11	4.00	4.55
2	VAMC Syracuse, NY - 670	15	2.80	3.92	4.15	3.46	3.71	3.69	4.27
3	VA Hudson Valley HCS (VAMC Castle Point - 620A4 and VAH Montrose - 620)	49	2.51	2.41	3.41	2.77	2.91	3.47	3.26
3	VA New Jersey HCS (VAMC East Orange - 561 and VAMC Lyons - 561A4)	76	2.77	3.11	3.94	3.28	3.52	3.79	3.94
3	VAMC Bronx, NY - 526, VA New York Harbor HCS (VAMC Brooklyn - 630A4 and VAMC New York - 630)	77	3.05	2.75	3.03	2.77	2.97	3.32	2.93
3	VAMC Northport, NY - 632	9	3.44	2.71	2.43	3.00	3.22	4.11	3.75
4	VA Pittsburgh HCS, PA (VAMC Pittsburgh (HD) - 646A5 and VAMC Pittsburgh (UD) - 646)	15	3.23	2.77	2.86	2.69	3.36	3.38	3.14
4	VAM&ROC Wilmington, DE - 460								
4	VAMC Altoona, PA - 503	1	3.00	1.00	3.00	4.00	4.00	3.00	3.00
4	VAMC Butler, PA - 529	8	3.00	3.25	3.33	2.83	2.80	3.00	2.40
4	VAMC Clarksburg, WV - 540	2	5.00	5.00	5.00	4.00	4.00	5.00	5.00
4	VAMC Coatesville - 542	30	2.80	2.68	3.48	3.62	3.58	3.96	3.68
4	VAMC Erie, PA - 562	2	1.50	2.50	2.50	2.00	2.00	3.50	2.00

5 point scale: 1= unmet need ... 5 = met need

Appendix 1: 2007 CHALENG Needs Score by VA Facility - Homeless Veterans' Assessment

VISN	VA Facility - 2007 Name	Veteran Respondents N=	SSI/SSD Process	Guardianship (Financial)	Help Managing Money	Job Training	Job Placement	Help Getting ID/ Documents	Transportation
4	VAMC Lebanon, PA - 595	2	3.50	3.50	3.00	2.50	3.50	3.50	3.50
4	VAMC Philadelphia, PA - 642	6	2.60	2.80	2.60	2.25	2.20	2.00	2.00
4	VAMC Wilkes-Barre, PA - 693	2	4.50	3.50	4.00	4.00	3.00	3.00	2.50
5	VA Maryland HCS (VAMC Baltimore - 512, VAMC Fort Howard - 512A4 and VAMC Perry Point - 512A5)	87	3.16	2.77	4.09	4.07	4.19	4.45	4.29
5	VAMC Martinsburg, WV - 613	87	3.07	3.16	3.80	3.24	3.39	4.15	3.75
5	VAMC Washington, DC - 688	36	3.27	2.81	3.15	3.00	3.44	3.84	3.41
6	VAMC Asheville, NC - 637	15	2.55	2.22	4.00	3.14	3.43	4.17	3.36
6	VAMC Beckley, WV - 517	1	2.00	3.00	2.00	2.00	3.00	4.00	2.00
6	VAMC Durham, NC - 558	6	2.40	2.60	3.50	3.17	3.33	4.00	4.00
6	VAMC Fayetteville, NC - 565	17	3.25	2.75	3.69	3.60	3.63	3.64	4.59
6	VAMC Hampton, VA - 590	20	3.38	2.60	2.47	2.53	2.65	3.65	3.06
6	VAMC Richmond, VA - 652	1	4.00	2.00	2.00	5.00	4.00	4.00	1.00
6	VAMC Salem, VA - 658	6	2.83	2.33	2.33	2.83	3.17	3.50	3.33
6	VAMC Salisbury, NC - 659	15	3.07	2.75	2.92	2.69	2.69	3.00	3.57
7	VA Central Alabama HCS (VAMC Montgomery - 619 and VAMC Tuskegee - 619A4)	23	3.61	3.13	3.38	3.35	3.43	3.48	3.36
7	VAMC - Augusta, GA - 509	6	2.67	2.17	2.17	2.67	3.50	2.50	2.33
7	VAMC Atlanta, GA - 508 (Decatur, GA)	118	2.51	2.55	3.19	2.87	3.05	3.38	3.69
7	VAMC Birmingham, AL - 521	48	2.84	2.60	3.22	2.66	3.40	4.20	4.02
7	VAMC Charleston, SC - 534	98	2.88	2.76	3.21	3.36	3.49	3.96	3.97
7	VAMC Columbia, SC - 544	43	2.51	2.74	4.05	3.10	3.79	3.80	3.49
7	VAMC Dublin, GA - 557	56	2.43	2.60	3.08	2.93	3.35	3.18	2.72
7	VAMC Tuscaloosa, AL - 679	36	2.69	2.42	2.94	2.19	2.55	2.65	2.75
8	VA North Florida/South Georgia HCS (VAMC Gainesville - 573 and VAMC Lake City - 573A4)	62	2.94	2.89	2.98	3.02	3.28	3.62	3.43
8	VAH Tampa, FL - 673	8	2.00	3.00	2.67	2.67	3.33	3.33	3.33
8	VAMC Bay Pines - 516	33	3.10	2.78	3.15	2.87	2.97	3.85	3.21
8	VAMC Miami, FL - 546	29	3.00	3.05	3.50	2.67	2.52	3.85	3.96
8	VAMC West Palm Beach, FL - 548	9	2.50	2.33	2.71	2.57	2.43	3.86	4.71
8	VAMC San Juan, PR - 672	8	2.00	2.88	3.00	2.38	2.88	3.13	1.50

5 point scale: 1= unmet need ... 5 = met need

Appendix 1: 2007 CHALENG Needs Score by VA Facility - Homeless Veterans' Assessment

VISN	VA Facility - 2007 Name	Veteran Respondents N=	SSI/SSD Process	Guardianship (Financial)	Help Managing Money	Job Training	Job Placement	Help Getting ID/ Documents	Transportation
8	VAMC Orlando, FL-675	104	2.55	2.49	3.38	2.79	2.84	3.40	3.29
9	VAMC Huntington, WV - 581	2	1.00	1.00	1.00	1.00	3.00	4.00	2.50
9	VAMC Lexington, KY - 596	6	3.60	3.50	4.00	3.00	2.83	3.50	3.67
9	VAMC Louisville, KY - 603	27	2.75	3.00	3.17	3.00	3.38	3.54	3.19
9	VAMC Memphis, TN - 614	45	2.84	2.97	3.51	3.43	3.59	4.20	4.05
9	VAMC Mountain Home, TN - 621	25	2.82	2.59	3.30	2.87	3.30	3.68	3.39
9	VAMC Nashville, TN - 626 (Nashville and Murfreesboro)	50	2.50	2.59	3.98	3.54	3.96	4.30	4.38
10	VAMC Chillicothe, OH - 538	20	2.58	2.44	3.37	2.63	2.95	3.40	3.45
10	VAMC Cincinnati, OH - 539 (Ft. Thomas, KY)	76	2.34	2.46	2.69	2.59	2.93	3.54	3.63
10	VAMC Cleveland, OH - 541 (Brecksville, OH)	87	2.32	2.30	2.87	2.61	2.84	3.73	3.24
10	VAMC Dayton, OH - 552	15	1.92	2.07	3.73	3.27	3.60	4.71	4.43
10	VAOPC Columbus, OH - 757 (Grove City, OH)	30	2.46	2.48	2.41	2.37	2.55	3.54	3.41
11	VAOPC Toledo, OH and VA Ann Arbor HCS, MI - 506	55	3.32	3.34	3.45	3.40	3.70	3.91	3.20
11	VA Northern Indiana HCS (VAMC Fort Wayne - 610A4 and VAMC Marion - 610)								
11	VAMC Battle Creek, MI - 515	152	3.09	3.13	3.15	3.03	2.96	3.55	3.34
11	VAMC Danville, IL - 550	27	2.60	3.04	3.08	3.42	3.78	3.54	3.81
11	VAMC Detroit, MI - 553	19	2.79	2.92	2.31	2.72	2.94	3.35	3.35
11	VAMC Indianapolis - 583	43	2.68	2.22	2.78	2.90	3.05	3.79	3.79
11	VAMC Saginaw, MI - 655								
12	VAH Hines, IL - 578 and VA Chicago HCS (VAMC Chicago (LS) - 537A4 and VAMC Chicago (WS) - 537)	20	2.69	2.14	3.47	3.22	3.53	3.95	4.21
12	VAH Madison, WI - 607	21	3.06	3.41	3.61	3.21	3.55	4.16	4.29
12	VAMC Iron Mountain, MI - 585								
12	VAMC Milwaukee, WI - 695	88	2.32	2.62	3.45	2.87	3.15	3.40	3.36
12	VAMC North Chicago, IL - 556	37	2.73	3.09	3.31	3.31	4.03	3.94	3.49
12	VAMC Tomah, WI - 676	48	2.96	2.72	3.33	2.79	2.92	3.71	3.88

5 point scale: 1= unmet need ... 5 = met need

Appendix 1: 2007 CHALENG Needs Score by VA Facility - Homeless Veterans' Assessment

VISN	VA Facility - 2007 Name	Veteran Respondents N=	SSI/SSD Process	Guardianship (Financial)	Help Managing Money	Job Training	Job Placement	Help Getting ID/ Documents	Transportation
15	VA Eastern Kansas HCS (VAMC Leavenworth - 677A4)	144	2.53	2.49	3.19	2.60	3.01	3.50	2.57
15	VAH Columbia, MO - 543	12	2.36	2.22	2.50	2.50	2.90	3.09	2.73
15	VAM&ROC Wichita, KS - 452	26	2.05	2.07	2.30	1.75	2.26	3.52	2.56
15	VAMC Kansas City, MO - 589	36	2.22	2.32	3.18	2.47	3.31	3.50	3.73
15	VAMC Marion, IL - 609								
15	VAMC Poplar Bluff, MO - 647								
15	VAMC St. Louis, MO - 657	103	2.93	2.92	3.34	2.96	2.88	3.26	2.78
15	VAMC Topeka - 677	19	2.59	2.40	3.12	2.94	3.26	3.67	3.47
16	VA Central Arkansas HCS - 598	19	3.00	3.35	3.29	2.72	3.22	3.18	3.39
16	VA Gulf Coast HCS - 520, Biloxi, MS, Pensacola, FL	27	2.60	2.63	3.12	2.88	2.88	3.84	3.52
16	VAMC Alexandria, LA - 502	37	2.13	1.96	2.68	2.04	2.17	3.03	2.87
16	VAMC Fayetteville, AR - 564	21	3.11	2.68	3.33	2.90	3.24	3.62	3.67
16	VAMC Houston, TX - 580	49	1.91	2.47	3.60	3.52	3.64	3.74	4.14
16	VAMC Jackson, MS - 586	65	2.58	2.26	2.93	2.75	3.38	3.44	3.92
16	VAMC New Orleans, LA - 629	50	2.74	2.19	3.00	3.05	3.27	3.22	3.74
16	VAMC Oklahoma City, OK - 635	30	2.32	2.50	3.22	2.52	2.97	3.04	3.30
16	VAMC Shreveport, LA - 667	50	3.03	3.41	3.85	3.59	3.45	4.21	3.71
16	VAMC Muskogee, OK- 623 (Tulsa, OK)	25	2.41	3.45	3.32	2.96	3.32	3.43	3.58
17	VA Central Texas HCS (VAMC Marlin - 674A5, VAMC Temple - 674, VAMC Waco - 674A4 and VAOPC Austin - 674BY)	24	2.09	2.14	1.91	2.04	2.35	2.76	3.25
17	VA North Texas HCS (VAMC Bonham - 549A4 and VAMC Dallas - 549)	97	2.95	2.85	3.59	3.16	3.50	3.60	3.25
17	VA South Texas Veterans HCS (VA OPC Corpus Christi, TX - 671BZ)	12	2.00	1.89	2.45	2.42	3.33	3.27	3.09
17	VA South Texas Veterans HCS (VAMC Kerrville - 671A4 and VAH San Antonio - 671)	51	3.21	2.85	3.14	2.67	3.23	3.58	3.04
18	El Paso VA HCS, TX - 756	39	3.00	2.66	3.39	3.05	3.49	3.46	3.58
18	VA New Mexico HCS - 501	8	3.33	3.40	3.33	3.17	3.83	4.00	3.60
18	VA Northern Arizona HCS - 649	38	2.65	2.68	3.03	3.09	3.09	3.39	2.84
18	VA Southern Arizona HCS - 678	53	3.32	2.95	3.41	3.38	3.39	3.80	3.92

5 point scale: 1= unmet need ... 5 = met need

Appendix 1: 2007 CHALENG Needs Score by VA Facility - Homeless Veterans' Assessment

VISN	VA Facility - 2007 Name	Veteran Respondents N=	SSI/SSD Process	Guardianship (Financial)	Help Managing Money	Job Training	Job Placement	Help Getting ID/ Documents	Transportation
18	VAMC Amarillo, TX - 504	16	2.87	2.29	2.93	3.00	3.31	3.27	3.19
18	VA West Texas HCS - 519								
18	VAMC Phoenix, AZ - 644	23	2.43	2.20	2.78	2.76	3.35	3.78	3.70
19	VA Montana HCS (VAM&ROC Ft. Harrison - 436 and VA Eastern Montana HCS - 436A4), Miles City, MT								
19	VA Southern Colorado HCS, (Colorado Springs-567)	10	3.20	2.90	3.20	3.30	3.30	3.40	3.60
19	VAM&ROC Cheyenne, WY - 442	12	2.25	2.92	3.33	2.83	3.33	3.55	4.08
19	VA Eastern Colorado HCS (VAMC Denver - 554)	71	2.37	2.35	3.03	2.31	2.79	3.15	3.46
19	VAMC Grand Junction, CO - 575								
19	VAMC Salt Lake City, UT - 660	22	3.16	3.69	4.06	3.50	3.20	4.10	3.95
19	VAMC Sheridan, WY - 666	39	2.38	2.47	3.06	2.83	3.42	3.60	2.91
20	VA Alaska HCS & RO - 463	60	3.21	3.09	3.75	3.74	4.04	4.11	3.93
20	VA DOM White City, OR - 692	84	2.96	3.44	3.70	2.95	3.01	3.40	3.09
20	VA Puget Sound HCS (VAMC American Lake - 663A4 and VAMC Seattle, WA - 663), Tacoma, WA	120	2.49	2.44	2.84	2.64	2.86	3.22	3.14
20	VA Roseburg HCS, OR - 653 (Eugene, OR)	35	3.03	2.97	3.06	3.13	2.90	3.25	3.42
20	VAMC Boise, ID - 531								
20	VAMC Portland, OR - 648	32	3.04	2.57	2.43	3.50	3.64	3.59	3.28
20	VAMC Spokane, WA - 668	28	2.85	2.61	2.88	2.71	2.81	3.19	3.20
20	VAMC Walla Walla, WA - 687	33	3.50	3.46	3.84	3.27	3.76	3.66	3.97
21	VA Central California HCS, CA - 570	3	4.33	5.00	5.00	4.33	4.33	4.67	4.33
21	VA Northern California HCS - 612 (Martinez, Oakland and Sacramento)	11	3.00	2.71	2.60	2.80	3.20	3.50	3.89
21	VA Palo Alto HCS (VAMC Livermore - 640A4 and VAMC Palo Alto - 640), Menlo Park, CA	85	3.40	2.50	3.70	3.26	3.39	4.11	3.74
21	VA Sierra Nevada HCS, NV - 654	6	2.00	2.00	2.17	2.00	2.50	3.17	2.17
21	VAM&ROC Honolulu, HI - 459	37	3.03	3.17	3.09	3.21	3.48	3.69	4.03
21	VAMC San Francisco, CA - 662	49	3.35	3.06	3.56	3.19	3.34	3.98	3.93

5 point scale: 1= unmet need ... 5 = met need

Appendix 1: 2007 CHALENG Needs Score by VA Facility - Homeless Veterans' Assessment

VISN	VA Facility - 2007 Name	Veteran Respondents N=	SSI/SSD Process	Guardianship (Financial)	Help Managing Money	Job Training	Job Placement	Help Getting ID/ Documents	Transportation
22	VA Greater Los Angeles HCS (VAOPC Los Angeles - 691GE, VAMC Sepulveda - 691A4 and VAMC West Los Angeles - 691)	184	3.06	2.96	3.72	3.24	3.60	3.80	3.82
22	VA Southern Nevada HCS - 593	177	3.30	3.11	3.41	3.08	3.21	3.59	3.53
22	VAMC Loma Linda, CA - 605	25	2.83	2.52	3.00	3.00	3.52	3.79	3.24
22	VAMC Long Beach, CA - 600	30	2.88	2.78	3.15	3.43	3.62	3.42	3.57
22	VAMC San Diego, CA - 664	252	2.64	2.40	2.99	3.30	3.51	3.95	4.11
23	VA Black Hills HCS (VAMC Fort Meade - 568 and VAMC Hot Springs - 568A4)	14	3.43	2.75	2.50	2.50	2.71	3.07	2.57
23	VAH&ROC Sioux Falls, SD - 438	5	2.50	2.00	2.00	2.00	2.00	3.33	2.33
23	VAM&ROC Fargo, ND - 437	1	2.00	3.00	5.00	5.00	5.00	5.00	3.00
23	VAMC Minneapolis, MN - 618, and Superior, WI	12	2.22	2.20	3.45	3.27	3.20	4.08	4.00
23	VAMC St. Cloud, MN - 656	1	2.00	3.00	3.00	4.00	4.00	3.00	3.00
23	VA Central Iowa HCS (VAMC Des Moines - 555, VAMC Knoxville - 555A4)	21	2.64	3.45	4.21	3.84	4.05	4.53	4.10
23	VA HCS (VAMC Grand Island - 597A4, VAMC Lincoln - 597 and VAMC Omaha- 636)								
23	VAMC Iowa City, IA - 584	60	2.88	2.83	3.25	3.47	3.67	4.08	3.67

5 point scale: 1= unmet need ... 5 = met need

Appendix 1: 2007 CHALENG Needs Score by VA Facility - Homeless Veterans' Assessment

VISN	VA Facility - 2007 Name	Veteran Respondents N=	Education	Child care	Legal Assistance	Discharge Upgrade	Spiritual	Incarcerated Veterans	Elder Healthcare
1	VA Boston HCS (VAMC Boston - 523 and VAMC W. Roxbury - 523A4), VAMC Brockton, MA - 523A5 and VAH Bedford, MA	51	3.58	3.46	3.51	3.46	3.78	3.51	3.83
1	VA Connecticut HCS (VAMC Newington and VAMC West Haven)	13	3.64	2.10	2.90	3.40	4.80	3.50	2.80
1	VAM&ROC Togus, ME - 402								
1	VAM&ROC White River Junction, VT - 405	8	2.57	1.80	2.33	2.20	3.57	1.83	1.80
1	VAMC Manchester, NH - 608	40	2.81	2.54	2.21	3.00	3.85	3.32	3.27
1	VAMC Northampton, MA - 631 (Leeds)	87	2.96	2.79	2.76	3.16	3.66	3.09	3.08
1	VAMC Providence, RI - 650, Bristol, CT	25	3.86	2.53	2.86	3.00	3.64	2.85	2.95
2	VA Western New York HCS - (VAMC Batavia - 528A4 and VAMC Buffalo - 528)	31	3.61	2.88	3.37	3.41	3.21	2.68	3.08
2	VAMC Albany, NY - 500	28	3.17	2.47	3.05	3.26	3.59	3.18	3.15
2	VAMC Canandaigua, NY - 528A5, Bath, NY, Rochester, NY	11	3.60	1.14	2.29	2.25	3.90	1.86	1.43
2	VAMC Syracuse, NY - 670	15	3.08	2.33	3.45	3.90	4.29	2.75	2.67
3	VA Hudson Valley HCS (VAMC Castle Point - 620A4 and VAH Montrose - 620)	49	2.96	2.62	2.63	2.81	3.52	3.26	3.06
3	VA New Jersey HCS (VAMC East Orange - 561 and VAMC Lyons - 561A4)	76	3.46	2.78	3.60	3.05	4.10	3.33	3.43
3	VAMC Bronx, NY - 526, VA New York Harbor HCS (VAMC Brooklyn - 630A4 and VAMC New York - 630)	77	2.87	2.72	2.70	2.93	3.31	2.88	3.11
3	VAMC Northport, NY - 632	9	3.33	3.00	2.50	3.13	4.43	3.67	4.67
4	VA Pittsburgh HCS, PA (VAMC Pittsburgh (HD) - 646A5 and VAMC Pittsburgh (UD) - 646)	15	3.00	2.67	2.62	2.67	3.69	3.08	2.91
4	VAM&ROC Wilmington, DE - 460								
4	VAMC Altoona, PA - 503	1	3.00	1.00	4.00	3.00	4.00	2.00	5.00
4	VAMC Butler, PA - 529	8	2.80	2.50	2.50	3.00	2.83	3.00	3.00
4	VAMC Clarksburg, WV - 540	2	5.00	5.00	4.00	3.00	5.00	4.50	4.00
4	VAMC Coatesville - 542	30	3.42	2.59	2.64	3.30	4.00	2.64	3.33
4	VAMC Erie, PA - 562	2	2.00	2.00	2.00	2.00	3.00	2.00	3.00

5 point scale: 1= unmet need ... 5 = met need

Appendix 1: 2007 CHALENG Needs Score by VA Facility - Homeless Veterans' Assessment

VISN	VA Facility - 2007 Name	Veteran Respondents N=	Education	Child care	Legal Assistance	Discharge Upgrade	Spiritual	Incarcerated Veterans	Elder Healthcare
4	VAMC Lebanon, PA - 595	2	3.50	2.50	2.50	4.00	4.50	4.00	3.50
4	VAMC Philadelphia, PA - 642	6	2.60	2.00	1.50	2.00	2.50	2.00	2.50
4	VAMC Wilkes-Barre, PA - 693	2	3.00	2.00	3.50	3.00	3.00	2.00	3.50
5	VA Maryland HCS (VAMC Baltimore - 512, VAMC Fort Howard - 512A4 and VAMC Perry Point - 512A5)	87	4.21	2.46	3.54	3.27	4.48	3.13	3.08
5	VAMC Martinsburg, WV - 613	87	3.47	2.87	3.05	3.05	3.96	3.20	3.44
5	VAMC Washington, DC - 688	36	3.52	3.00	3.00	2.92	3.52	2.71	3.57
6	VAMC Asheville, NC - 637	15	3.33	3.17	3.40	3.13	3.91	3.14	2.67
6	VAMC Beckley, WV - 517	1	3.00	3.00	3.00	3.00	4.00	3.00	3.00
6	VAMC Durham, NC - 558	6	3.20	2.20	2.83	3.60	4.67	2.20	2.40
6	VAMC Fayetteville, NC - 565	17	3.58	2.80	3.25	3.43	4.38	3.43	2.29
6	VAMC Hampton, VA - 590	20	2.35	2.19	2.19	2.57	3.83	2.92	3.08
6	VAMC Richmond, VA - 652	1	1.00	1.00	1.00	2.00	4.00	4.00	1.00
6	VAMC Salem, VA - 658	6	3.17	2.83	2.33	2.33	3.83	2.50	2.60
6	VAMC Salisbury, NC - 659	15	3.00	2.50	2.92	3.17	3.17	3.44	2.90
7	VA Central Alabama HCS (VAMC Montgomery - 619 and VAMC Tuskegee - 619A4)	23	2.91	3.53	3.09	3.11	3.61	3.68	3.21
7	VAMC - Augusta, GA - 509	6	3.00	2.40	2.50	2.60	4.17	2.33	2.83
7	VAMC Atlanta, GA - 508 (Decatur, GA)	118	2.93	2.52	2.80	2.91	3.66	2.90	2.95
7	VAMC Birmingham, AL - 521	48	3.05	2.55	2.63	2.91	4.30	2.59	2.41
7	VAMC Charleston, SC - 534	98	3.46	2.54	2.98	3.18	3.88	2.79	3.18
7	VAMC Columbia, SC - 544	43	3.30	2.19	2.46	2.43	4.10	2.81	2.83
7	VAMC Dublin, GA - 557	56	2.90	2.41	2.37	2.52	3.65	2.29	2.90
7	VAMC Tuscaloosa, AL - 679	36	2.70	2.13	2.80	2.59	3.16	2.57	2.57
8	VA North Florida/South Georgia HCS (VAMC Gainesville - 573 and VAMC Lake City - 573A4)	62	3.42	2.84	2.84	2.96	3.59	2.75	3.13
8	VAH Tampa, FL - 673	8	4.00	4.00	3.00	3.33	4.67	3.67	4.00
8	VAMC Bay Pines - 516	33	3.25	2.24	2.86	2.89	3.64	2.47	3.06
8	VAMC Miami, FL - 546	29	3.32	2.45	2.74	3.62	3.72	2.75	3.22
8	VAMC West Palm Beach, FL - 548	9	3.83	1.50	3.00	3.00	4.38	2.50	1.00
8	VAMC San Juan, PR - 672	8	2.50	1.50	2.00	2.13	3.25	2.00	2.71

5 point scale: 1= unmet need ... 5 = met need

Appendix 1: 2007 CHALENG Needs Score by VA Facility - Homeless Veterans' Assessment

VISN	VA Facility - 2007 Name	Veteran Respondents N=	Education	Child care	Legal Assistance	Discharge Upgrade	Spiritual	Incarcerated Veterans	Elder Healthcare
8	VAMC Orlando, FL-675	104	2.94	2.18	2.11	2.61	3.66	2.50	2.62
9	VAMC Huntington, WV - 581	2	3.50	2.00	2.00	2.50	3.00	2.50	3.50
9	VAMC Lexington, KY - 596	6	3.83	3.00	3.33	2.40	4.33	3.50	3.00
9	VAMC Louisville, KY - 603	27	3.38	3.04	2.92	3.21	3.76	3.14	3.32
9	VAMC Memphis, TN - 614	45	3.83	2.93	3.41	3.33	4.26	3.17	3.30
9	VAMC Mountain Home, TN - 621	25	3.79	3.00	2.96	2.95	4.17	2.86	2.81
9	VAMC Nashville, TN - 626 (Nashville and Murfreesboro)	50	3.53	2.76	3.11	2.93	4.20	3.12	2.84
10	VAMC Chillicothe, OH - 538	20	3.00	2.85	2.00	3.06	4.11	2.56	4.00
10	VAMC Cincinnati, OH - 539 (Ft. Thomas, KY)	76	3.04	2.35	2.53	2.51	3.85	2.68	2.77
10	VAMC Cleveland, OH - 541 (Brecksville, OH)	87	3.01	2.17	2.69	2.74	3.69	2.32	2.61
10	VAMC Dayton, OH - 552	15	3.00	1.77	3.15	3.14	4.20	2.47	2.83
10	VAOPC Columbus, OH - 757 (Grove City, OH)	30	2.63	2.13	2.38	2.42	3.58	2.32	2.30
11	VAOPC Toledo, OH and VA Ann Arbor HCS, MI - 506	55	3.80	2.94	3.46	3.43	4.15	2.80	3.50
11	VA Northern Indiana HCS (VAMC Fort Wayne - 610A4 and VAMC Marion - 610)								
11	VAMC Battle Creek, MI - 515	152	3.38	3.04	3.11	3.16	3.48	3.01	3.14
11	VAMC Danville, IL - 550	27	3.15	2.96	3.00	2.88	4.11	3.08	3.20
11	VAMC Detroit, MI - 553	19	2.57	2.33	2.38	2.50	3.20	2.23	2.45
11	VAMC Indianapolis - 583	43	3.34	2.48	2.90	3.36	3.95	2.97	2.88
11	VAMC Saginaw, MI - 655								
12	VAH Hines, IL - 578 and VA Chicago HCS (VAMC Chicago (LS) - 537A4 and VAMC Chicago (WS) - 537)	20	3.59	1.86	2.33	2.47	3.35	3.00	2.57
12	VAH Madison, WI - 607	21	3.67	3.23	3.68	3.44	3.56	2.85	3.75
12	VAMC Iron Mountain, MI - 585								
12	VAMC Milwaukee, WI - 695	88	3.32	2.49	2.72	2.86	3.22	2.67	2.68
12	VAMC North Chicago, IL - 556	37	3.40	2.69	2.88	3.38	3.85	3.28	3.42
12	VAMC Tomah, WI - 676	48	3.13	2.18	3.08	2.72	3.34	2.52	2.98

5 point scale: 1= unmet need ... 5 = met need

Appendix 1: 2007 CHALENG Needs Score by VA Facility - Homeless Veterans' Assessment

VISN	VA Facility - 2007 Name	Veteran Respondents N=	Education	Child care	Legal Assistance	Discharge Upgrade	Spiritual	Incarcerated Veterans	Elder Healthcare
15	VA Eastern Kansas HCS (VAMC Leavenworth - 677A4)	144	2.96	2.20	2.45	2.80	4.14	2.50	2.80
15	VAH Columbia, MO - 543	12	2.40	2.00	1.40	2.89	3.30	2.44	2.63
15	VAM&ROC Wichita, KS - 452	26	2.05	2.00	2.45	2.93	4.28	2.05	2.64
15	VAMC Kansas City, MO - 589	36	3.03	2.64	2.04	2.52	3.69	2.77	2.67
15	VAMC Marion, IL - 609								
15	VAMC Poplar Bluff, MO - 647								
15	VAMC St. Louis, MO - 657	103	2.93	3.01	2.86	3.22	3.65	3.17	2.95
15	VAMC Topeka - 677	19	2.83	1.91	2.33	2.94	3.59	2.69	3.07
16	VA Central Arkansas HCS - 598	19	3.28	3.00	2.65	3.06	3.47	2.64	3.15
16	VA Gulf Coast HCS - 520, Biloxi, MS, Pensacola, FL	27	3.43	3.10	2.91	3.19	4.40	2.86	3.19
16	VAMC Alexandria, LA - 502	37	2.30	1.63	1.93	2.54	2.88	1.96	1.92
16	VAMC Fayetteville, AR - 564	21	4.05	2.47	2.78	2.94	4.05	3.47	3.38
16	VAMC Houston, TX - 580	49	3.00	2.20	2.67	2.39	3.81	2.20	2.83
16	VAMC Jackson, MS - 586	65	3.35	2.17	2.86	2.84	4.02	2.50	2.78
16	VAMC New Orleans, LA - 629	50	3.24	2.18	3.16	2.93	4.13	2.53	2.46
16	VAMC Oklahoma City, OK - 635	30	2.54	1.62	2.00	2.42	2.68	1.86	2.32
16	VAMC Shreveport, LA - 667	50	3.81	3.13	3.18	3.77	3.90	3.40	3.64
16	VAMC Muskogee, OK- 623 (Tulsa, OK)	25	3.48	3.00	2.74	2.89	3.47	3.11	3.29
17	VA Central Texas HCS (VAMC Marlin - 674A5, VAMC Temple - 674, VAMC Waco - 674A4 and VAOPC Austin - 674BY)	24	2.38	1.70	2.05	2.36	3.14	2.20	2.25
17	VA North Texas HCS (VAMC Bonham - 549A4 and VAMC Dallas - 549)	97	2.90	2.39	3.04	3.17	3.87	3.07	3.44
17	VA South Texas Veterans HCS (VA OPC Corpus Christi, TX - 671BZ)	12	2.78	2.29	1.64	2.90	3.17	2.13	1.80
17	VA South Texas Veterans HCS (VAMC Kerrville - 671A4 and VAH San Antonio - 671)	51	2.57	2.45	2.46	2.84	2.85	2.77	2.87
18	El Paso VA HCS, TX - 756	39	3.22	2.17	3.09	3.12	3.18	2.52	2.64
18	VA New Mexico HCS - 501	8	3.40	3.00	3.60	3.83	4.60	4.00	3.00
18	VA Northern Arizona HCS - 649	38	3.15	2.33	2.80	2.68	3.76	2.75	2.93
18	VA Southern Arizona HCS - 678	53	3.53	2.42	3.05	3.08	3.53	3.54	3.63

5 point scale: 1= unmet need ... 5 = met need

Appendix 1: 2007 CHALENG Needs Score by VA Facility - Homeless Veterans' Assessment

VISN	VA Facility - 2007 Name	Veteran Respondents N=	Education	Child care	Legal Assistance	Discharge Upgrade	Spiritual	Incarcerated Veterans	Elder Healthcare
18	VAMC Amarillo, TX - 504	16	3.67	2.00	2.63	2.93	3.63	2.36	2.73
18	VA West Texas HCS - 519								
18	VAMC Phoenix, AZ - 644	23	3.04	1.89	2.61	2.85	3.05	2.55	2.53
19	VA Montana HCS (VAM&ROC Ft. Harrison - 436 and VA Eastern Montana HCS - 436A4), Miles City, MT								
19	VA Southern Colorado HCS, (Colorado Springs-567)	10	3.20	3.00	2.80	2.80	3.10	2.50	2.78
19	VAM&ROC Cheyenne, WY - 442	12	2.42	2.11	3.17	2.64	3.25	2.64	2.45
19	VA Eastern Colorado HCS (VAMC Denver - 554)	71	2.71	2.34	2.16	2.26	3.04	2.20	2.41
19	VAMC Grand Junction, CO - 575								
19	VAMC Salt Lake City, UT - 660	22	3.80	3.25	3.25	3.29	4.21	3.56	3.56
19	VAMC Sheridan, WY - 666	39	3.09	2.56	2.55	2.81	3.92	2.59	3.10
20	VA Alaska HCS & RO - 463	60	3.77	2.60	3.67	3.38	4.10	3.24	3.20
20	VA DOM White City, OR - 692	84	3.30	2.91	3.26	3.29	4.29	3.15	3.18
20	VA Puget Sound HCS (VAMC American Lake - 663A4 and VAMC Seattle, WA - 663), Tacoma, WA	120	2.78	2.37	2.28	2.66	3.19	2.39	2.61
20	VA Roseburg HCS, OR - 653 (Eugene, OR)	35	2.97	2.62	2.74	2.87	3.07	2.85	3.00
20	VAMC Boise, ID - 531								
20	VAMC Portland, OR - 648	32	3.14	2.39	2.93	3.15	3.56	2.91	3.05
20	VAMC Spokane, WA - 668	28	2.70	2.38	2.36	2.84	3.27	2.46	2.96
20	VAMC Walla Walla, WA - 687	33	3.72	2.70	3.13	3.63	4.23	3.27	3.27
21	VA Central California HCS, CA - 570	3	4.67	4.00	3.67	4.67	5.00	5.00	4.67
21	VA Northern California HCS - 612 (Martinez, Oakland and Sacramento)	11	3.63	2.38	2.90	3.38	3.00	3.00	3.13
21	VA Palo Alto HCS (VAMC Livermore - 640A4 and VAMC Palo Alto - 640), Menlo Park, CA	85	3.27	2.32	2.93	3.62	3.35	3.17	2.74
21	VA Sierra Nevada HCS, NV - 654	6	1.83	1.67	1.33	2.50	2.17	1.67	2.00
21	VAM&ROC Honolulu, HI - 459	37	3.47	2.68	3.09	2.79	3.58	2.90	2.93
21	VAMC San Francisco, CA - 662	49	3.39	3.03	3.33	3.28	3.63	3.03	3.42

5 point scale: 1= unmet need ... 5 = met need

Appendix 1: 2007 CHALENG Needs Score by VA Facility - Homeless Veterans' Assessment

VISN	VA Facility - 2007 Name	Veteran Respondents N=	Education	Child care	Legal Assistance	Discharge Upgrade	Spiritual	Incarcerated Veterans	Elder Healthcare
22	VA Greater Los Angeles HCS (VAOPC Los Angeles - 691GE, VAMC Sepulveda - 691A4 and VAMC West Los Angeles - 691)	184	3.51	2.55	3.49	3.05	3.62	3.16	3.00
22	VA Southern Nevada HCS - 593	177	3.26	2.71	2.90	2.92	3.25	2.87	2.93
22	VAMC Loma Linda, CA - 605	25	3.12	2.37	2.88	2.68	3.96	3.00	3.04
22	VAMC Long Beach, CA - 600	30	3.39	2.96	3.21	3.26	3.79	2.90	3.46
22	VAMC San Diego, CA - 664	252	3.48	2.63	3.26	2.83	3.61	3.12	2.95
23	VA Black Hills HCS (VAMC Fort Meade - 568 and VAMC Hot Springs - 568A4)	14	2.42	1.40	3.08	2.00	3.83	1.29	3.64
23	VAH&ROC Sioux Falls, SD - 438	5	1.33	2.00	1.33	1.00	2.33	2.00	1.00
23	VAM&ROC Fargo, ND - 437	1	3.00	4.00	3.00	4.00	5.00	4.00	4.00
23	VAMC Minneapolis, MN - 618, and Superior, WI	12	3.30	2.20	3.33	2.30	3.17	2.60	2.40
23	VAMC St. Cloud, MN - 656	1	3.00	2.00	1.00	3.00	4.00	1.00	2.00
23	VA Central Iowa HCS (VAMC Des Moines - 555, VAMC Knoxville - 555A4)	21	3.68	2.78	3.00	3.33	3.78	4.27	3.56
23	VA HCS (VAMC Grand Island - 597A4, VAMC Lincoln - 597 and VAMC Omaha- 636)								
23	VAMC Iowa City, IA - 584	60	3.62	2.95	3.31	3.26	3.85	3.10	3.09

5 point scale: 1= unmet need ... 5 = met need

Appendix 2: 2007 CHALENG Needs Score by VA Facility - Provider (VA and Community) Assessment

VISN	VA Facility - 2007 Name	Provider Respondents N=	Hygiene	Food	Clothing	Emergency Shelter	Transitional Housing	Permanent Housing	Detox	Substance Abuse Treatment
1	VA Boston HCS (VAMC Boston - 523 and VAMC W. Roxbury - 523A4), VAMC Brockton, MA - 523A5 and VAH Bedford, MA	27	3.46	3.96	3.85	3.54	3.46	2.54	3.35	3.65
1	VA Connecticut HCS (VAMC Newington and VAMC West Haven)	45	3.36	3.71	3.61	3.41	3.20	2.63	3.78	3.71
1	VAM&ROC Togus, ME - 402	19	3.07	3.56	3.50	2.94	2.31	1.88	2.56	2.31
1	VAM&ROC White River Junction, VT - 405	43	3.12	3.67	3.50	2.79	1.79	1.90	3.00	3.05
1	VAMC Manchester, NH - 608	42	3.55	3.95	3.67	3.62	3.14	1.88	2.76	3.14
1	VAMC Northampton, MA - 631 (Leeds)	43	3.26	3.67	3.62	3.50	3.24	2.62	3.61	3.65
1	VAMC Providence, RI - 650, Bristol, CT	21	3.29	3.81	3.62	2.67	3.38	1.80	3.52	3.48
2	VA Western New York HCS - (VAMC Batavia - 528A4 and VAMC Buffalo - 528)	44	2.91	3.16	3.19	3.00	2.72	2.53	3.19	3.33
2	VAMC Albany, NY - 500	38	3.62	3.80	3.86	3.57	3.31	2.83	3.57	3.79
2	VAMC Canandaigua, NY - 528A5, Bath, NY, Rochester, NY	25	3.40	3.52	3.40	3.48	3.29	2.70	3.29	3.67
2	VAMC Syracuse, NY - 670	39	3.30	3.64	3.58	3.48	2.76	2.58	3.03	3.39
3	VA Hudson Valley HCS (VAMC Castle Point - 620A4 and VAH Montrose - 620)	33	3.43	3.57	3.32	3.30	2.83	2.03	3.69	3.94
3	VA New Jersey HCS (VAMC East Orange - 561 and VAMC Lyons - 561A4)	4	3.67	4.67	4.50	3.67	3.67	2.00	3.00	3.00
3	VAMC Bronx, NY - 526, VA New York Harbor HCS (VAMC Brooklyn - 630A4 and VAMC New York - 630)	92	3.28	3.50	3.32	3.49	2.98	2.55	3.49	3.71
3	VAMC Northport, NY - 632	47	3.21	3.65	3.56	4.02	3.56	2.91	3.68	3.88
4	VA Pittsburgh HCS, PA (VAMC Pittsburgh (HD) - 646A5 and VAMC Pittsburgh (UD) - 646)	33	3.67	3.73	3.66	3.22	3.33	3.10	3.54	3.82
4	VAM&ROC Wilmington, DE - 460	66	2.64	2.97	2.89	2.45	2.28	1.98	2.68	2.72
4	VAMC Altoona, PA - 503	12	3.50	3.50	3.67	1.67	1.50	1.83	2.33	2.25
4	VAMC Butler, PA - 529	31	3.52	3.93	3.85	3.04	2.96	2.79	3.38	3.59
4	VAMC Clarksburg, WV - 540	32	3.62	4.19	4.04	3.73	2.81	2.80	3.12	3.23
4	VAMC Coatesville - 542	39	3.69	4.00	3.77	3.29	2.72	2.13	3.56	3.71
4	VAMC Erie, PA - 562	18	2.93	3.57	3.29	3.46	3.07	2.62	3.36	3.36

5 point scale: 1= unmet need ... 5 = met need

Appendix 2: 2007 CHALENG Needs Score by VA Facility - Provider (VA and Community) Assessment

VISN	VA Facility - 2007 Name	Provider Respondents N=	Hygiene	Food	Clothing	Emergency Shelter	Transitional Housing	Permanent Housing	Detox	Substance Abuse Treatment
4	VAMC Lebanon, PA - 595	31	3.10	3.66	3.41	2.71	2.79	2.14	3.57	3.73
4	VAMC Philadelphia, PA - 642	62	3.14	3.23	3.18	2.91	2.86	2.13	3.27	3.39
4	VAMC Wilkes-Barre, PA - 693	48	3.56	4.06	4.04	3.81	3.50	3.39	3.69	3.81
5	VA Maryland HCS (VAMC Baltimore - 512, VAMC Fort Howard - 512A4 and VAMC Perry Point - 512A5)	58	3.18	3.46	3.39	3.02	2.91	2.38	3.30	3.39
5	VAMC Martinsburg, WV - 613	24	3.26	3.61	3.65	3.43	3.61	2.67	3.61	4.13
5	VAMC Washington, DC - 688	43	3.05	3.34	3.20	2.85	2.66	2.29	3.34	3.56
6	VAMC Asheville, NC - 637	27	3.46	3.88	3.65	2.50	2.54	1.96	2.76	3.00
6	VAMC Beckley, WV - 517	11	2.90	2.90	2.90	2.73	1.82	1.55	2.50	3.00
6	VAMC Durham, NC - 558	8	3.17	3.29	2.86	3.71	2.43	1.88	3.71	2.88
6	VAMC Fayetteville, NC - 565	7	4.17	3.83	3.80	2.00	2.40	1.60	2.80	3.00
6	VAMC Hampton, VA - 590	20	3.68	3.68	3.74	2.30	2.50	2.10	3.47	3.63
6	VAMC Richmond, VA - 652	8	3.50	3.75	3.50	3.50	3.50	2.63	3.25	3.63
6	VAMC Salem, VA - 658	16	3.63	4.13	3.81	4.31	2.81	2.31	2.63	2.88
6	VAMC Salisbury, NC - 659	38	2.91	3.38	3.21	2.79	2.77	2.15	3.00	3.09
7	VA Central Alabama HCS (VAMC Montgomery - 619 and VAMC Tuskegee - 619A4)	30	4.03	4.10	4.03	3.55	3.63	3.13	3.63	4.28
7	VAMC - Augusta, GA - 509	29	3.14	3.45	3.48	2.93	2.96	2.61	3.46	3.68
7	VAMC Atlanta, GA - 508 (Decatur, GA)	30	3.73	3.72	4.04	3.13	3.16	2.96	3.24	3.77
7	VAMC Birmingham, AL - 521	14	3.21	3.57	3.57	3.15	2.85	2.64	2.71	3.14
7	VAMC Charleston, SC - 534	41	3.47	3.94	3.88	3.59	3.43	2.44	3.68	3.77
7	VAMC Columbia, SC - 544	55	3.08	3.46	3.44	2.58	2.53	2.10	3.21	3.23
7	VAMC Dublin, GA - 557	25	3.83	3.87	3.73	3.17	2.30	2.38	3.13	3.50
7	VAMC Tuscaloosa, AL - 679	9	4.00	3.88	3.75	3.25	2.38	2.13	2.75	3.25
8	VA North Florida/South Georgia HCS (VAMC Gainesville - 573 and VAMC Lake City - 573A4)	39	3.76	4.00	3.81	2.62	2.76	2.50	3.26	3.32
8	VAH Tampa, FL - 673	29	3.00	3.37	3.26	2.54	2.61	2.33	2.96	3.08
8	VAMC Bay Pines - 516	46	3.24	3.47	3.32	2.71	2.42	2.00	2.80	3.03
8	VAMC Miami, FL - 546	48	3.00	3.56	3.29	3.02	2.82	2.30	3.30	3.07
8	VAMC West Palm Beach, FL - 548	12	3.42	3.67	3.67	2.17	2.42	1.50	3.82	3.83
8	VAMC San Juan, PR - 672	15	3.00	3.21	3.38	2.36	2.85	2.31	2.57	3.00

5 point scale: 1= unmet need ... 5 = met need

Appendix 2: 2007 CHALENG Needs Score by VA Facility - Provider (VA and Community) Assessment

VISN	VA Facility - 2007 Name	Provider Respondents N=	Hygiene	Food	Clothing	Emergency Shelter	Transitional Housing	Permanent Housing	Detox	Substance Abuse Treatment
8	VAMC Orlando, FL-675	34	3.03	3.36	3.44	3.26	3.52	2.91	2.63	2.91
9	VAMC Huntington, WV - 581	19	3.72	4.16	4.11	4.21	2.68	2.42	2.89	3.05
9	VAMC Lexington, KY - 596	8	3.88	4.38	4.25	4.38	3.43	2.88	3.63	3.75
9	VAMC Louisville, KY - 603	42	3.34	4.17	3.67	3.76	3.48	2.60	3.57	3.95
9	VAMC Memphis, TN - 614	11	3.43	3.57	3.57	2.71	2.50	2.71	3.43	3.43
9	VAMC Mountain Home, TN - 621	17	3.53	4.13	3.88	3.29	3.13	2.82	2.94	3.00
9	VAMC Nashville, TN - 626 (Nashville and Murfreesboro)	28	3.48	3.88	3.56	3.68	3.56	2.67	3.36	3.40
10	VAMC Chillicothe, OH - 538	87	2.73	3.42	3.25	2.56	2.07	1.99	2.60	2.78
10	VAMC Cincinnati, OH - 539 (Ft. Thomas, KY)	25	3.64	3.80	3.60	3.16	3.36	2.72	3.80	3.92
10	VAMC Cleveland, OH - 541 (Brecksville, OH)	34	3.58	4.00	3.55	3.81	3.13	2.42	3.32	3.23
10	VAMC Dayton, OH - 552	23	3.11	3.44	3.28	2.82	2.56	2.50	3.24	3.22
10	VAOPC Columbus, OH - 757 (Grove City, OH)	11	3.50	4.00	3.64	4.00	3.55	3.09	3.55	3.55
11	VAOPC Toledo, OH and VA Ann Arbor HCS, MI - 506	43	3.81	3.97	3.84	3.73	3.03	2.68	3.68	3.82
11	VA Northern Indiana HCS (VAMC Fort Wayne - 610A4 and VAMC Marion - 610)									
11	VAMC Battle Creek, MI - 515	25	3.58	3.89	3.84	3.68	3.35	2.69	3.44	3.50
11	VAMC Danville, IL - 550	17	3.88	4.24	4.29	3.59	2.88	2.53	3.29	4.12
11	VAMC Detroit, MI - 553	77	3.36	3.82	3.63	3.29	3.12	2.49	3.16	3.31
11	VAMC Indianapolis - 583	40	3.62	3.77	3.73	3.08	3.56	2.97	2.79	3.67
11	VAMC Saginaw, MI - 655	11	3.20	4.00	3.78	3.56	2.89	2.89	3.11	3.33
12	VAH Hines, IL - 578 and VA Chicago HCS (VAMC Chicago (LS) - 537A4 and VAMC Chicago (WS) - 537)	18	3.39	3.11	3.00	2.72	2.67	2.11	3.17	3.17
12	VAH Madison, WI - 607	37	3.31	3.83	3.70	3.22	3.11	2.50	3.31	3.36
12	VAMC Iron Mountain, MI - 585	24	3.05	3.73	3.77	3.36	2.32	2.41	3.32	3.68
12	VAMC Milwaukee, WI - 695	38	3.46	3.75	3.74	3.44	3.31	2.65	3.61	3.31
12	VAMC North Chicago, IL - 556	18	3.22	3.50	3.39	2.72	2.76	2.17	3.71	3.78
12	VAMC Tomah, WI - 676	19	3.58	3.68	3.58	2.95	2.56	2.06	2.95	3.16

5 point scale: 1= unmet need ... 5 = met need

Appendix 2: 2007 CHALENG Needs Score by VA Facility - Provider (VA and Community) Assessment

VISN	VA Facility - 2007 Name	Provider Respondents N=	Hygiene	Food	Clothing	Emergency Shelter	Transitional Housing	Permanent Housing	Detox	Substance Abuse Treatment
15	VA Eastern Kansas HCS (VAMC Leavenworth - 677A4)	28	3.30	3.75	3.89	2.39	2.93	2.04	3.18	4.14
15	VAH Columbia, MO - 543	73	3.06	3.39	3.63	2.87	2.63	2.11	3.40	3.49
15	VAM&ROC Wichita, KS - 452	25	2.76	3.76	3.28	2.24	2.17	2.12	2.88	3.00
15	VAMC Kansas City, MO - 589	15	2.75	3.08	3.00	2.25	1.92	1.38	2.54	2.77
15	VAMC Marion, IL - 609	15	3.07	3.50	3.14	2.21	2.15	2.29	2.29	2.71
15	VAMC Poplar Bluff, MO - 647	12	2.91	3.27	3.55	3.18	2.64	2.55	2.64	3.36
15	VAMC St. Louis, MO - 657	33	3.03	3.34	3.38	2.43	2.21	1.83	3.52	3.59
15	VAMC Topeka - 677	20	3.80	4.15	4.25	4.00	3.28	3.15	3.75	3.70
16	VA Central Arkansas HCS - 598	29	3.75	3.89	3.82	3.29	3.18	3.00	3.63	3.71
16	VA Gulf Coast HCS - 520, Biloxi, MS, Pensacola, FL	10	3.00	3.50	3.40	2.70	2.50	2.20	3.38	3.63
16	VAMC Alexandria, LA - 502	67	3.21	3.52	3.59	3.16	3.05	2.75	3.53	3.65
16	VAMC Fayetteville, AR - 564	13	4.23	4.38	4.23	3.92	3.23	2.31	4.23	4.31
16	VAMC Houston, TX - 580	39	3.46	3.59	3.53	2.89	2.97	2.28	3.00	3.31
16	VAMC Jackson, MS - 586	31	4.00	4.26	4.13	4.06	4.03	2.68	3.81	4.19
16	VAMC New Orleans, LA - 629	33	2.83	3.28	2.71	2.33	2.66	2.25	2.55	3.10
16	VAMC Oklahoma City, OK - 635	24	3.46	3.79	3.75	3.35	2.86	2.04	3.04	3.00
16	VAMC Shreveport, LA - 667	39	3.97	4.03	4.00	3.53	3.47	3.08	3.63	3.70
16	VAMC Muskogee, OK- 623 (Tulsa, OK)	28	3.21	3.64	3.46	3.64	3.04	2.69	3.11	3.04
17	VA Central Texas HCS (VAMC Marlin - 674A5, VAMC Temple - 674, VAMC Waco - 674A4 and VAOPC Austin - 674BY)	22	3.50	3.86	3.55	2.82	2.55	1.95	3.09	3.14
17	VA North Texas HCS (VAMC Bonham - 549A4 and VAMC Dallas - 549)	33	3.16	3.41	3.19	3.09	2.42	2.22	2.69	2.84
17	VA South Texas Veterans HCS (VA OPC Corpus Christi, TX - 671BZ)	28	2.93	3.52	3.44	2.93	2.81	2.22	3.08	2.89
17	VA South Texas Veterans HCS (VAMC Kerrville - 671A4 and VAH San Antonio - 671)	38	3.08	3.78	3.71	3.13	2.95	2.61	2.76	2.86
18	El Paso VA HCS, TX - 756	41	3.30	3.64	3.48	3.95	3.69	2.42	2.77	3.10
18	VA New Mexico HCS - 501	23	2.43	2.82	2.78	2.18	2.05	2.04	2.87	2.74
18	VA Northern Arizona HCS - 649	18	3.57	3.73	3.36	2.57	2.94	1.80	2.69	3.38
18	VA Southern Arizona HCS - 678	42	4.02	3.98	4.00	3.43	3.43	2.88	3.83	3.90

5 point scale: 1= unmet need ... 5 = met need

Appendix 2: 2007 CHALENG Needs Score by VA Facility - Provider (VA and Community) Assessment

VISN	VA Facility - 2007 Name	Provider Respondents N=	Hygiene	Food	Clothing	Emergency Shelter	Transitional Housing	Permanent Housing	Detox	Substance Abuse Treatment
18	VAMC Amarillo, TX - 504	10	3.60	3.90	3.80	3.70	3.00	2.60	2.90	2.90
18	VA West Texas HCS - 519	21	3.21	3.63	3.84	3.50	2.28	2.12	3.11	3.11
18	VAMC Phoenix, AZ - 644	53	3.28	3.49	3.32	2.98	2.82	2.29	3.10	3.10
19	VA Montana HCS (VAM&ROC Ft. Harrison - 436 and VA Eastern Montana HCS - 436A4), Miles City, MT									
19	VA Southern Colorado HCS, (Colorado Springs-567)	14	3.29	3.93	3.62	2.93	2.57	1.50	2.64	2.64
19	VAM&ROC Cheyenne, WY - 442	35	3.57	3.77	4.06	3.70	3.06	2.23	3.19	3.25
19	VA Eastern Colorado HCS (VAMC Denver - 554)	14	2.64	3.33	3.00	2.67	2.17	1.75	2.67	2.33
19	VAMC Grand Junction, CO - 575	5	3.80	4.40	4.40	3.60	2.60	2.20	3.00	3.20
19	VAMC Salt Lake City, UT - 660	18	3.28	3.65	3.50	3.06	3.11	2.33	3.28	3.50
19	VAMC Sheridan, WY - 666	21	3.37	3.70	3.65	3.47	2.53	1.83	3.32	3.84
20	VA Alaska HCS & RO - 463	14	2.67	3.54	3.46	3.86	3.46	3.08	2.92	3.31
20	VA DOM White City, OR - 692	17	2.81	3.27	3.44	2.69	2.69	2.06	2.67	2.88
20	VA Puget Sound HCS (VAMC American Lake - 663A4 and VAMC Seattle, WA - 663), Tacoma, WA	126	2.80	3.25	3.02	2.39	2.30	1.92	2.96	3.12
20	VA Roseburg HCS, OR - 653 (Eugene, OR)	34	2.69	3.36	3.33	2.50	2.35	1.94	2.79	3.27
20	VAMC Boise, ID - 531	6	3.33	3.17	3.33	2.00	2.17	1.67	2.17	2.33
20	VAMC Portland, OR - 648	41	3.14	3.37	3.17	2.51	2.74	2.22	3.05	3.19
20	VAMC Spokane, WA - 668	46	3.76	3.91	3.93	3.02	1.70	2.11	3.78	3.91
20	VAMC Walla Walla, WA - 687	8	4.00	4.13	4.25	3.00	3.88	2.75	3.50	3.50
21	VA Central California HCS, CA - 570	10	2.56	2.89	2.56	3.00	3.13	2.13	3.44	3.33
21	VA Northern California HCS - 612 (Martinez, Oakland and Sacramento)	11	3.00	2.91	2.64	2.09	2.45	1.82	3.09	3.18
21	VA Palo Alto HCS (VAMC Livermore - 640A4 and VAMC Palo Alto - 640), Menlo Park, CA	18	3.83	3.78	3.83	2.39	3.41	2.31	2.59	3.72
21	VA Sierra Nevada HCS, NV - 654	5	3.40	3.60	3.60	3.20	2.60	2.60	2.40	2.40
21	VAM&ROC Honolulu, HI - 459	12	3.20	3.60	3.33	3.09	3.55	2.18	3.27	3.64
21	VAMC San Francisco, CA - 662	12	2.92	3.08	3.08	2.83	2.33	2.08	2.50	3.50

5 point scale: 1= unmet need ... 5 = met need

Appendix 2: 2007 CHALENG Needs Score by VA Facility - Provider (VA and Community) Assessment

VISN	VA Facility - 2007 Name	Provider Respondents N=	Hygiene	Food	Clothing	Emergency Shelter	Transitional Housing	Permanent Housing	Detox	Substance Abuse Treatment
22	VA Greater Los Angeles HCS (VAOPC Los Angeles - 691GE, VAMC Sepulveda - 691A4 and VAMC West Los Angeles - 691)	35	3.45	3.67	3.45	3.21	3.26	2.16	3.62	3.65
22	VA Southern Nevada HCS - 593	66	2.77	2.97	2.95	2.55	2.78	2.41	2.62	2.80
22	VAMC Loma Linda, CA - 605	5	3.40	3.80	3.00	1.80	2.00	1.40	3.50	3.80
22	VAMC Long Beach, CA - 600	38	2.95	3.57	3.51	2.65	2.69	2.39	3.22	3.63
22	VAMC San Diego, CA - 664	47	3.36	3.78	3.43	2.57	3.07	2.16	3.49	3.68
23	VA Black Hills HCS (VAMC Fort Meade - 568 and VAMC Hot Springs - 568A4)	2	4.50	5.00	4.50	3.00	1.00	1.00	2.50	2.50
23	VAH&ROC Sioux Falls, SD - 438	36	3.06	3.61	3.63	2.74	2.32	2.12	3.15	3.31
23	VAM&ROC Fargo, ND - 437	68	3.62	3.83	3.80	3.25	2.74	2.65	3.33	3.41
23	VAMC Minneapolis, MN - 618, and Superior, WI	20	3.35	3.90	3.65	3.47	2.75	2.20	3.20	3.65
23	VAMC St. Cloud, MN - 656	25	3.48	3.96	3.60	3.20	2.68	2.58	3.36	3.52
23	VA Central Iowa HCS (VAMC Des Moines - 555, VAMC Knoxville - 555A4)	18	3.07	3.14	2.93	2.69	2.57	2.00	2.29	2.64
23	VA HCS (VAMC Grand Island - 597A4, VAMC Lincoln - 597 and VAMC Omaha - 636)	24	3.61	3.91	3.73	3.17	2.67	3.14	3.77	3.59
23	VAMC Iowa City, IA - 584	50	3.07	3.49	3.56	3.33	3.19	2.68	3.26	3.36

5 point scale: 1= unmet need ... 5 = met need

Appendix 2: 2007 CHALENG Needs Score by VA Facility - Provider (VA and Community) Assessment

VISN	VA Facility - 2007 Name	Provider Respondents N=	Emotional/Psychiatric Services	Dual Diagnosis Treatment	Family Counseling	Medical Services	Women's Health Care	Help With Medication	Drop-in Center	AIDS/HIV Testing/Counseling
1	VA Boston HCS (VAMC Boston - 523 and VAMC W. Roxbury - 523A4), VAMC Brockton, MA - 523A5 and VAH Bedford, MA	27	3.69	3.69	2.83	3.92	3.44	3.19	3.16	3.46
1	VA Connecticut HCS (VAMC Newington and VAMC West Haven)	45	3.85	3.67	3.12	3.74	3.26	3.56	3.46	3.56
1	VAM&ROC Togus, ME - 402	19	2.69	2.44	2.75	3.25	3.07	3.25	2.88	3.06
1	VAM&ROC White River Junction, VT - 405	43	3.12	3.05	2.90	3.85	3.31	3.30	2.92	3.25
1	VAMC Manchester, NH - 608	42	3.57	3.36	2.91	3.85	3.34	3.69	2.14	3.71
1	VAMC Northampton, MA - 631 (Leeds)	43	3.63	3.34	2.64	4.13	3.41	3.68	3.11	3.34
1	VAMC Providence, RI - 650, Bristol, CT	21	3.38	3.43	3.05	3.81	3.24	2.90	2.33	3.57
2	VA Western New York HCS - (VAMC Batavia - 528A4 and VAMC Buffalo - 528)	44	3.30	3.17	2.98	3.74	3.10	3.00	3.31	3.46
2	VAMC Albany, NY - 500	38	3.63	3.49	2.79	4.15	3.35	3.60	3.33	3.33
2	VAMC Canandaigua, NY - 528A5, Bath, NY, Rochester, NY	25	3.42	3.35	3.04	3.79	3.39	3.04	3.08	3.83
2	VAMC Syracuse, NY - 670	39	3.18	2.97	2.34	3.47	3.20	3.13	2.85	3.47
3	VA Hudson Valley HCS (VAMC Castle Point - 620A4 and VAH Montrose - 620)	33	3.71	3.30	2.55	4.00	3.17	3.50	2.96	3.79
3	VA New Jersey HCS (VAMC East Orange - 561 and VAMC Lyons - 561A4)	4	3.33	3.67	2.67	4.00	2.50	2.33	3.00	2.67
3	VAMC Bronx, NY - 526, VA New York Harbor HCS (VAMC Brooklyn - 630A4 and VAMC New York - 630)	92	3.61	3.45	2.89	3.93	2.95	3.42	3.11	3.72
3	VAMC Northport, NY - 632	47	3.72	3.57	3.33	4.12	3.73	3.71	3.16	3.79
4	VA Pittsburgh HCS, PA (VAMC Pittsburgh (HD) - 646A5 and VAMC Pittsburgh (UD) - 646)	33	3.59	3.54	3.25	3.72	3.54	3.79	3.28	3.52
4	VAM&ROC Wilmington, DE - 460	66	2.61	2.45	2.42	2.89	2.83	2.85	2.56	3.03
4	VAMC Altoona, PA - 503	12	2.67	2.92	3.17	4.00	3.75	3.75	1.25	2.50
4	VAMC Butler, PA - 529	31	3.69	3.52	3.28	3.90	3.63	3.33	3.11	3.56
4	VAMC Clarksburg, WV - 540	32	3.27	3.16	3.04	4.15	3.68	3.69	2.92	3.43
4	VAMC Coatesville - 542	39	3.36	3.22	2.74	3.82	3.23	3.36	3.24	3.72
4	VAMC Erie, PA - 562	18	3.50	3.14	3.21	4.07	3.62	3.64	3.36	3.71

5 point scale: 1= unmet need ... 5 = met need

Appendix 2: 2007 CHALENG Needs Score by VA Facility - Provider (VA and Community) Assessment

VISN	VA Facility - 2007 Name	Provider Respondents N=	Emotional/ Psychiatric Services	Dual Diagnosis Treatment	Family Counseling	Medical Services	Women's Health Care	Help With Medication	Drop-in Center	AIDS/HIV Testing/ Counseling
4	VAMC Lebanon, PA - 595	31	3.50	3.00	3.12	3.63	3.16	3.23	2.85	3.23
4	VAMC Philadelphia, PA - 642	62	3.26	3.23	2.62	3.56	3.00	3.33	2.95	3.31
4	VAMC Wilkes-Barre, PA - 693	48	3.83	3.73	3.73	4.17	3.47	3.63	3.56	3.60
5	VA Maryland HCS (VAMC Baltimore - 512, VAMC Fort Howard - 512A4 and VAMC Perry Point - 512A5)	58	3.23	3.07	2.78	3.65	3.12	3.20	2.96	3.40
5	VAMC Martinsburg, WV - 613	24	3.91	3.91	3.30	4.17	3.59	3.83	3.17	4.00
5	VAMC Washington, DC - 688	43	3.41	3.24	2.88	3.80	3.08	3.45	3.05	3.59
6	VAMC Asheville, NC - 637	27	2.81	2.85	2.58	3.46	3.35	3.16	3.08	3.73
6	VAMC Beckley, WV - 517	11	3.50	3.40	3.30	4.00	3.60	3.50	2.89	3.40
6	VAMC Durham, NC - 558	8	2.88	2.88	2.57	3.43	3.67	3.00	2.86	3.43
6	VAMC Fayetteville, NC - 565	7	3.40	3.40	2.80	3.40	3.40	2.80	1.60	3.20
6	VAMC Hampton, VA - 590	20	3.65	3.68	3.37	4.05	3.89	4.00	2.75	4.21
6	VAMC Richmond, VA - 652	8	3.88	3.50	2.88	4.00	3.75	3.88	2.63	2.88
6	VAMC Salem, VA - 658	16	2.94	2.75	2.63	3.63	3.21	2.81	3.07	3.31
6	VAMC Salisbury, NC - 659	38	2.94	2.78	2.34	3.20	2.68	3.00	2.22	3.41
7	VA Central Alabama HCS (VAMC Montgomery - 619 and VAMC Tuskegee - 619A4)	30	4.00	3.52	3.46	4.33	4.36	4.37	3.25	4.27
7	VAMC - Augusta, GA - 509	29	3.50	3.46	3.00	3.61	3.32	3.57	2.68	3.35
7	VAMC Atlanta, GA - 508 (Decatur, GA)	30	3.79	3.75	3.33	4.12	3.80	4.00	3.24	3.83
7	VAMC Birmingham, AL - 521	14	3.07	2.93	3.00	3.62	3.23	3.29	3.07	3.64
7	VAMC Charleston, SC - 534	41	3.79	3.70	3.38	3.97	3.68	3.85	3.06	3.61
7	VAMC Columbia, SC - 544	55	3.26	3.09	2.81	3.47	3.12	3.10	2.61	3.16
7	VAMC Dublin, GA - 557	25	3.29	3.25	2.92	3.43	2.79	3.13	1.91	3.46
7	VAMC Tuscaloosa, AL - 679	9	3.25	3.25	3.11	3.67	3.44	3.78	2.78	3.88
8	VA North Florida/South Georgia HCS (VAMC Gainesville - 573 and VAMC Lake City - 573A4)	39	3.34	3.05	2.50	3.47	3.17	3.49	3.11	3.68
8	VAH Tampa, FL - 673	29	3.19	3.11	2.69	3.63	3.27	3.19	2.73	3.28
8	VAMC Bay Pines - 516	46	2.97	2.69	2.49	3.73	3.03	3.29	2.48	3.10
8	VAMC Miami, FL - 546	48	3.23	3.06	2.91	3.85	3.20	3.32	2.93	3.79
8	VAMC West Palm Beach, FL - 548	12	3.58	3.75	3.50	4.08	3.83	3.75	3.50	3.83
8	VAMC San Juan, PR - 672	15	3.15	3.00	2.75	3.25	3.00	2.69	2.92	2.50

5 point scale: 1= unmet need ... 5 = met need

Appendix 2: 2007 CHALENG Needs Score by VA Facility - Provider (VA and Community) Assessment

VISN	VA Facility - 2007 Name	Provider Respondents N=	Emotional/ Psychiatric Services	Dual Diagnosis Treatment	Family Counseling	Medical Services	Women's Health Care	Help With Medication	Drop-in Center	AIDS/HIV Testing/ Counseling
8	VAMC Orlando, FL-675	34	3.27	3.26	2.90	3.67	3.22	3.27	2.67	3.06
9	VAMC Huntington, WV - 581	19	3.21	3.00	3.05	3.68	3.32	3.68	3.21	3.26
9	VAMC Lexington, KY - 596	8	3.50	3.00	2.88	4.13	3.25	3.25	2.75	3.00
9	VAMC Louisville, KY - 603	42	3.64	3.21	2.90	3.88	3.37	3.40	3.73	3.86
9	VAMC Memphis, TN - 614	11	3.14	3.14	3.29	3.71	3.80	4.00	3.50	3.17
9	VAMC Mountain Home, TN - 621	17	3.47	3.24	3.12	3.88	3.41	3.65	3.18	3.47
9	VAMC Nashville, TN - 626 (Nashville and Murfreesboro)	28	2.96	2.64	2.54	3.40	2.84	3.28	2.84	3.20
10	VAMC Chillicothe, OH - 538	87	2.99	2.87	2.79	3.35	3.12	2.91	2.12	2.75
10	VAMC Cincinnati, OH - 539 (Ft. Thomas, KY)	25	3.60	3.64	3.17	4.04	3.39	3.40	3.40	3.60
10	VAMC Cleveland, OH - 541 (Brecksville, OH)	34	3.45	3.13	2.94	3.65	3.40	3.32	3.16	3.20
10	VAMC Dayton, OH - 552	23	3.06	3.00	3.00	3.28	3.19	3.39	3.39	3.56
10	VAOPC Columbus, OH - 757 (Grove City, OH)	11	3.64	3.55	3.00	4.18	3.18	3.91	2.82	3.91
11	VAOPC Toledo, OH and VA Ann Arbor HCS, MI - 506	43	3.53	3.45	3.36	4.14	3.51	3.89	2.86	3.68
11	VA Northern Indiana HCS (VAMC Fort Wayne - 610A4 and VAMC Marion - 610)									
11	VAMC Battle Creek, MI - 515	25	3.33	3.38	3.44	3.63	3.33	3.41	3.31	3.59
11	VAMC Danville, IL - 550	17	4.06	4.00	3.29	4.12	3.71	3.76	2.41	3.71
11	VAMC Detroit, MI - 553	77	3.29	3.27	2.97	3.60	3.17	3.45	3.10	3.33
11	VAMC Indianapolis - 583	40	3.79	3.68	3.24	3.97	3.43	3.62	3.66	3.66
11	VAMC Saginaw, MI - 655	11	2.89	2.89	2.75	4.13	3.56	3.56	3.00	3.11
12	VAH Hines, IL - 578 and VA Chicago HCS (VAMC Chicago (LS) - 537A4 and VAMC Chicago (WS) - 537)	18	3.28	3.17	2.78	3.61	3.00	3.18	2.76	3.50
12	VAH Madison, WI - 607	37	3.54	3.17	3.17	3.89	3.09	3.33	3.28	3.31
12	VAMC Iron Mountain, MI - 585	24	3.45	3.24	3.18	3.86	3.27	3.36	2.68	3.64
12	VAMC Milwaukee, WI - 695	38	3.41	3.22	3.22	3.81	3.66	3.47	3.14	3.59
12	VAMC North Chicago, IL - 556	18	3.39	3.39	2.82	4.06	3.53	3.67	3.61	3.28
12	VAMC Tomah, WI - 676	19	3.21	3.16	3.00	3.89	3.58	3.68	2.84	3.37

5 point scale: 1= unmet need ... 5 = met need

Appendix 2: 2007 CHALENG Needs Score by VA Facility - Provider (VA and Community) Assessment

VISN	VA Facility - 2007 Name	Provider Respondents N=	Emotional/Psychiatric Services	Dual Diagnosis Treatment	Family Counseling	Medical Services	Women's Health Care	Help With Medication	Drop-in Center	AIDS/HIV Testing/Counseling
15	VA Eastern Kansas HCS (VAMC Leavenworth - 677A4)	28	4.14	3.96	3.36	4.07	3.86	3.83	2.75	3.64
15	VAH Columbia, MO - 543	73	3.36	3.24	3.07	3.59	3.31	3.13	2.67	3.39
15	VAM&ROC Wichita, KS - 452	25	2.84	2.83	2.76	3.36	2.84	2.92	2.72	3.09
15	VAMC Kansas City, MO - 589	15	2.77	2.25	2.45	3.31	2.64	3.15	2.75	3.45
15	VAMC Marion, IL - 609	15	2.93	2.86	3.14	3.29	3.07	3.29	2.64	2.71
15	VAMC Poplar Bluff, MO - 647	12	3.27	3.27	2.70	3.45	3.10	3.36	2.27	3.36
15	VAMC St. Louis, MO - 657	33	3.11	2.76	2.34	4.00	3.62	3.55	2.48	3.59
15	VAMC Topeka - 677	20	3.80	3.75	3.50	4.00	3.59	3.68	3.65	3.71
16	VA Central Arkansas HCS - 598	29	3.54	3.46	3.00	3.74	3.38	3.36	4.00	3.74
16	VA Gulf Coast HCS - 520, Biloxi, MS, Pensacola, FL	10	3.75	3.38	3.75	3.75	2.88	3.25	2.75	3.88
16	VAMC Alexandria, LA - 502	67	3.40	3.16	3.07	3.85	3.52	3.53	2.57	3.38
16	VAMC Fayetteville, AR - 564	13	3.85	3.69	3.08	4.46	3.83	4.23	3.69	4.00
16	VAMC Houston, TX - 580	39	3.08	3.08	2.91	3.73	2.81	3.08	3.00	3.65
16	VAMC Jackson, MS - 586	31	4.16	4.06	3.63	4.27	3.77	3.87	3.70	4.03
16	VAMC New Orleans, LA - 629	33	2.94	2.96	2.65	3.31	2.59	3.19	2.54	3.11
16	VAMC Oklahoma City, OK - 635	24	2.96	2.70	2.48	3.36	3.00	2.96	2.54	3.13
16	VAMC Shreveport, LA - 667	39	3.58	3.38	3.31	4.03	3.31	3.26	3.23	3.59
16	VAMC Muskogee, OK- 623 (Tulsa, OK)	28	3.32	3.18	3.29	3.42	2.92	3.11	3.21	3.41
17	VA Central Texas HCS (VAMC Marlin - 674A5, VAMC Temple - 674, VAMC Waco - 674A4 and VAOPC Austin - 674BY)	22	2.95	2.64	2.77	3.68	3.00	3.00	3.36	3.36
17	VA North Texas HCS (VAMC Bonham - 549A4 and VAMC Dallas - 549)	33	2.91	2.81	2.65	3.19	3.00	2.97	3.13	3.29
17	VA South Texas Veterans HCS (VA OPC Corpus Christi, TX - 671BZ)	28	2.59	2.70	2.81	2.89	2.75	3.19	2.72	3.23
17	VA South Texas Veterans HCS (VAMC Kerrville - 671A4 and VAH San Antonio - 671)	38	2.97	2.92	3.08	3.51	3.35	3.05	3.06	3.44
18	El Paso VA HCS, TX - 756	41	3.29	3.27	2.92	3.66	3.58	3.41	3.08	3.75
18	VA New Mexico HCS - 501	23	2.74	2.70	2.61	3.17	2.83	3.04	2.78	3.00
18	VA Northern Arizona HCS - 649	18	3.31	3.13	2.60	3.36	2.92	3.00	2.00	3.07
18	VA Southern Arizona HCS - 678	42	3.90	3.67	3.39	4.14	3.66	3.68	3.05	3.75

5 point scale: 1= unmet need ... 5 = met need

Appendix 2: 2007 CHALENG Needs Score by VA Facility - Provider (VA and Community) Assessment

VISN	VA Facility - 2007 Name	Provider Respondents N=	Emotional/ Psychiatric Services	Dual Diagnosis Treatment	Family Counseling	Medical Services	Women's Health Care	Help With Medication	Drop-in Center	AIDS/HIV Testing/ Counseling
18	VAMC Amarillo, TX - 504	10	3.50	3.40	3.40	4.10	3.10	3.40	3.90	3.90
18	VA West Texas HCS - 519	21	2.83	2.17	2.95	3.58	3.18	3.24	1.82	3.13
18	VAMC Phoenix, AZ - 644	53	3.08	2.92	2.53	3.73	2.94	3.15	2.71	3.33
19	VA Montana HCS (VAM&ROC Ft. Harrison - 436 and VA Eastern Montana HCS - 436A4), Miles City, MT									
19	VA Southern Colorado HCS, (Colorado Springs-567)	14	2.14	1.85	2.36	3.07	2.86	2.92	2.36	2.79
19	VAM&ROC Cheyenne, WY - 442	35	3.10	3.03	3.17	3.72	3.48	3.16	2.65	3.10
19	VA Eastern Colorado HCS (VAMC Denver - 554)	14	2.25	2.17	2.45	3.25	2.70	2.92	2.42	2.89
19	VAMC Grand Junction, CO - 575	5	3.20	2.80	2.80	3.80	3.60	3.60	3.00	4.00
19	VAMC Salt Lake City, UT - 660	18	3.22	3.06	2.71	3.61	2.82	3.18	2.11	3.00
19	VAMC Sheridan, WY - 666	21	3.84	3.68	3.42	4.00	3.47	3.58	2.84	3.84
20	VA Alaska HCS & RO - 463	14	3.31	3.31	3.09	3.46	3.25	3.33	2.67	2.91
20	VA DOM White City, OR - 692	17	2.56	2.63	2.40	3.19	2.38	3.00	2.44	2.88
20	VA Puget Sound HCS (VAMC American Lake - 663A4 and VAMC Seattle, WA - 663), Tacoma, WA	126	2.80	2.58	2.53	3.01	2.77	2.73	2.33	3.10
20	VA Roseburg HCS, OR - 653 (Eugene, OR)	34	2.88	2.84	2.36	3.36	2.55	2.66	2.29	3.03
20	VAMC Boise, ID - 531	6	2.33	2.50	2.83	3.17	3.00	3.33	2.67	3.33
20	VAMC Portland, OR - 648	41	3.08	2.86	2.59	3.46	3.03	2.86	2.40	3.20
20	VAMC Spokane, WA - 668	46	3.82	2.84	3.13	3.56	3.43	3.62	2.15	3.83
20	VAMC Walla Walla, WA - 687	8	3.71	3.50	2.86	3.75	4.00	3.63	2.13	3.75
21	VA Central California HCS, CA - 570	10	3.22	3.22	3.11	3.44	2.56	3.00	2.25	3.00
21	VA Northern California HCS - 612 (Martinez, Oakland and Sacramento)	11	2.82	2.82	2.27	3.18	2.73	2.91	2.45	3.09
21	VA Palo Alto HCS (VAMC Livermore - 640A4 and VAMC Palo Alto - 640), Menlo Park, CA	18	3.47	3.33	2.59	4.06	3.35	3.78	2.67	3.82
21	VA Sierra Nevada HCS, NV - 654	5	2.80	2.60	2.50	4.20	4.00	4.00	4.00	3.80
21	VAM&ROC Honolulu, HI - 459	12	3.82	3.82	3.18	3.45	3.40	3.60	3.30	3.90
21	VAMC San Francisco, CA - 662	12	3.08	2.83	2.50	3.82	3.08	2.75	2.58	3.17

5 point scale: 1= unmet need ... 5 = met need

Appendix 2: 2007 CHALENG Needs Score by VA Facility - Provider (VA and Community) Assessment

VISN	VA Facility - 2007 Name	Provider Respondents N=	Emotional/ Psychiatric Services	Dual Diagnosis Treatment	Family Counseling	Medical Services	Women's Health Care	Help With Medication	Drop-in Center	AIDS/HIV Testing/ Counseling
22	VA Greater Los Angeles HCS (VAOPC Los Angeles - 691GE, VAMC Sepulveda - 691A4 and VAMC West Los Angeles - 691)	35	3.44	3.41	2.91	3.88	3.45	3.61	3.38	3.55
22	VA Southern Nevada HCS - 593	66	3.02	2.81	2.62	3.24	2.81	3.00	2.14	2.88
22	VAMC Loma Linda, CA - 605	5	4.00	3.80	3.00	4.20	4.20	3.80	3.50	3.20
22	VAMC Long Beach, CA - 600	38	3.51	3.53	2.97	3.84	3.75	3.43	3.32	3.72
22	VAMC San Diego, CA - 664	47	3.36	3.27	3.05	3.72	3.30	3.36	3.14	3.57
23	VA Black Hills HCS (VAMC Fort Meade - 568 and VAMC Hot Springs - 568A4)	2	2.50	2.50	2.50	2.50	3.50	3.50	2.50	2.50
23	VAH&ROC Sioux Falls, SD - 438	36	3.41	3.09	3.18	3.82	3.15	3.38	3.06	3.36
23	VAM&ROC Fargo, ND - 437	68	3.39	3.19	3.00	3.94	3.48	3.48	2.59	3.56
23	VAMC Minneapolis, MN - 618, and Superior, WI	20	3.35	3.20	2.95	3.90	3.60	3.20	2.95	3.55
23	VAMC St. Cloud, MN - 656	25	3.36	3.54	3.30	3.83	3.36	3.36	2.79	3.29
23	VA Central Iowa HCS (VAMC Des Moines - 555, VAMC Knoxville - 555A4)	18	2.50	2.36	2.50	3.07	2.77	3.00	2.21	3.07
23	VA HCS (VAMC Grand Island - 597A4, VAMC Lincoln - 597 and VAMC Omaha- 636)	24	3.55	3.14	3.50	3.82	3.67	3.55	2.75	3.68
23	VAMC Iowa City, IA - 584	50	3.49	3.28	3.10	3.67	3.46	3.05	2.47	3.26

5 point scale: 1= unmet need ... 5 = met need

Appendix 2: 2007 CHALENG Needs Score by VA Facility - Provider (VA and Community) Assessment

VISN	VA Facility - 2007 Name	Provider Respondents N=	TB Testing	TB Treatment	Hepatitis C Testing	Dental Care	Eye Care	Glasses	VA Disability/Pension	Welfare Payments
1	VA Boston HCS (VAMC Boston - 523 and VAMC W. Roxbury - 523A4), VAMC Brockton, MA - 523A5 and VAH Bedford, MA	27	3.77	3.52	3.64	2.96	3.38	3.46	3.42	3.22
1	VA Connecticut HCS (VAMC Newington and VAMC West Haven)	45	3.63	3.55	3.69	2.71	2.85	2.73	3.50	3.27
1	VAM&ROC Togus, ME - 402	19	3.19	3.19	3.29	2.94	2.63	2.56	2.80	3.20
1	VAM&ROC White River Junction, VT - 405	43	3.24	3.18	3.29	2.36	2.41	2.50	3.20	3.27
1	VAMC Manchester, NH - 608	42	3.81	3.74	3.81	2.17	2.67	2.81	3.41	2.63
1	VAMC Northampton, MA - 631 (Leeds)	43	3.67	3.71	3.67	3.06	3.19	3.24	3.59	3.26
1	VAMC Providence, RI - 650, Bristol, CT	21	3.86	3.71	3.86	2.24	3.00	3.10	3.45	2.86
2	VA Western New York HCS - (VAMC Batavia - 528A4 and VAMC Buffalo - 528)	44	3.60	3.45	3.39	2.84	2.91	2.93	3.15	3.07
2	VAMC Albany, NY - 500	38	3.82	3.90	3.87	3.12	3.00	2.97	3.30	2.91
2	VAMC Canandaigua, NY - 528A5, Bath, NY, Rochester, NY	25	3.75	3.79	3.75	3.24	3.28	3.33	3.63	2.88
2	VAMC Syracuse, NY - 670	39	3.73	3.73	3.69	2.31	2.50	2.50	3.41	3.03
3	VA Hudson Valley HCS (VAMC Castle Point - 620A4 and VAH Montrose - 620)	33	3.89	3.89	3.89	3.10	3.60	3.55	3.68	3.20
3	VA New Jersey HCS (VAMC East Orange - 561 and VAMC Lyons - 561A4)	4	2.67	2.67	1.67	1.33	1.67	1.33	2.33	2.67
3	VAMC Bronx, NY - 526, VA New York Harbor HCS (VAMC Brooklyn - 630A4 and VAMC New York - 630)	92	3.80	3.66	3.55	2.73	3.21	3.21	3.34	3.11
3	VAMC Northport, NY - 632	47	3.97	3.95	3.90	3.03	3.40	3.33	3.57	3.34
4	VA Pittsburgh HCS, PA (VAMC Pittsburgh (HD) - 646A5 and VAMC Pittsburgh (UD) - 646)	33	3.57	3.57	3.70	3.31	3.38	3.38	3.59	3.15
4	VAM&ROC Wilmington, DE - 460	66	2.94	2.94	2.82	2.37	2.35	2.41	2.79	2.70
4	VAMC Altoona, PA - 503	12	3.00	2.67	2.67	1.25	1.75	1.75	3.67	3.25
4	VAMC Butler, PA - 529	31	3.67	3.74	3.56	2.96	3.21	3.18	3.67	3.37
4	VAMC Clarksburg, WV - 540	32	3.79	3.52	3.91	3.04	3.12	3.00	3.92	3.46
4	VAMC Coatesville - 542	39	3.79	3.59	3.85	2.67	3.10	3.11	3.59	3.14
4	VAMC Erie, PA - 562	18	3.64	3.50	3.50	3.07	3.00	2.79	2.93	3.14

5 point scale: 1= unmet need ... 5 = met need

Appendix 2: 2007 CHALENG Needs Score by VA Facility - Provider (VA and Community) Assessment

VISN	VA Facility - 2007 Name	Provider Respondents N=	TB Testing	TB Treatment	Hepatitis C Testing	Dental Care	Eye Care	Glasses	VA Disability/ Pension	Welfare Payments
4	VAMC Lebanon, PA - 595	31	3.24	3.28	3.32	3.04	3.00	3.00	3.48	3.23
4	VAMC Philadelphia, PA - 642	62	3.45	3.47	3.47	2.80	2.91	2.81	3.27	2.88
4	VAMC Wilkes-Barre, PA - 693	48	3.69	3.60	3.64	2.81	3.13	3.06	3.92	3.77
5	VA Maryland HCS (VAMC Baltimore - 512, VAMC Fort Howard - 512A4 and VAMC Perry Point - 512A5)	58	3.35	3.35	3.48	2.61	2.88	2.76	3.07	2.94
5	VAMC Martinsburg, WV - 613	24	4.22	4.17	4.14	2.73	3.22	2.91	3.70	3.14
5	VAMC Washington, DC - 688	43	3.83	3.63	3.65	2.70	3.02	2.98	3.00	2.78
6	VAMC Asheville, NC - 637	27	3.58	3.50	3.50	1.70	2.46	2.50	3.00	2.88
6	VAMC Beckley, WV - 517	11	3.70	3.60	3.60	3.40	3.30	3.10	3.60	3.30
6	VAMC Durham, NC - 558	8	3.57	3.57	3.00	2.43	2.43	2.29	3.43	3.00
6	VAMC Fayetteville, NC - 565	7	2.60	2.60	3.00	2.20	2.00	2.00	3.40	3.00
6	VAMC Hampton, VA - 590	20	3.89	3.89	3.74	2.39	3.11	2.95	3.56	3.32
6	VAMC Richmond, VA - 652	8	3.75	3.50	3.25	2.00	2.13	2.13	3.38	2.75
6	VAMC Salem, VA - 658	16	3.06	3.00	3.06	2.00	2.25	2.06	3.25	2.88
6	VAMC Salisbury, NC - 659	38	3.41	3.26	3.13	2.52	2.48	2.47	3.26	3.10
7	VA Central Alabama HCS (VAMC Montgomery - 619 and VAMC Tuskegee - 619A4)	30	4.33	4.33	3.97	3.21	3.59	3.34	3.34	3.18
7	VAMC - Augusta, GA - 509	29	3.43	3.44	3.26	2.79	3.04	2.93	3.36	2.93
7	VAMC Atlanta, GA - 508 (Decatur, GA)	30	4.04	4.00	3.79	3.46	3.39	3.43	2.92	2.77
7	VAMC Birmingham, AL - 521	14	3.93	3.92	3.79	2.71	3.00	3.14	3.46	3.31
7	VAMC Charleston, SC - 534	41	4.00	3.91	3.78	2.82	3.03	3.00	3.78	2.79
7	VAMC Columbia, SC - 544	55	3.31	3.34	3.15	2.53	2.86	2.86	3.45	2.92
7	VAMC Dublin, GA - 557	25	3.63	3.58	3.50	2.87	3.13	3.00	2.67	2.45
7	VAMC Tuscaloosa, AL - 679	9	3.75	3.50	3.50	3.22	3.13	3.13	3.13	3.00
8	VA North Florida/South Georgia HCS (VAMC Gainesville - 573 and VAMC Lake City - 573A4)	39	3.61	3.47	3.46	2.68	3.19	3.21	3.59	2.91
8	VAH Tampa, FL - 673	29	3.40	3.41	3.27	2.32	2.44	2.48	3.13	2.86
8	VAMC Bay Pines - 516	46	3.27	3.07	3.10	2.07	2.33	2.52	3.54	2.61
8	VAMC Miami, FL - 546	48	3.56	3.27	3.63	2.57	2.95	3.07	3.50	3.21
8	VAMC West Palm Beach, FL - 548	12	3.75	3.58	3.58	2.25	2.67	2.58	3.50	3.00
8	VAMC San Juan, PR - 672	15	2.50	2.58	2.75	2.38	2.38	2.17	2.50	2.67

5 point scale: 1= unmet need ... 5 = met need

Appendix 2: 2007 CHALENG Needs Score by VA Facility - Provider (VA and Community) Assessment

VISN	VA Facility - 2007 Name	Provider Respondents N=	TB Testing	TB Treatment	Hepatitis C Testing	Dental Care	Eye Care	Glasses	VA Disability/ Pension	Welfare Payments
8	VAMC Orlando, FL-675	34	3.22	3.25	3.22	2.26	2.76	2.97	3.56	3.18
9	VAMC Huntington, WV - 581	19	3.53	3.33	3.56	2.33	2.50	2.28	3.59	3.33
9	VAMC Lexington, KY - 596	8	4.00	4.00	3.50	3.13	3.50	3.00	3.50	3.25
9	VAMC Louisville, KY - 603	42	4.07	3.92	3.75	2.80	2.93	2.93	3.54	3.26
9	VAMC Memphis, TN - 614	11	3.67	3.50	3.60	3.83	3.80	3.80	3.40	3.33
9	VAMC Mountain Home, TN - 621	17	3.40	3.20	3.36	2.94	3.24	3.18	3.69	3.33
9	VAMC Nashville, TN - 626 (Nashville and Murfreesboro)	28	3.44	3.33	3.28	2.52	2.67	2.68	3.28	3.00
10	VAMC Chillicothe, OH - 538	87	3.11	2.89	3.09	2.46	2.65	2.68	3.42	3.27
10	VAMC Cincinnati, OH - 539 (Ft. Thomas, KY)	25	3.56	3.64	3.60	2.60	3.16	3.04	3.48	3.04
10	VAMC Cleveland, OH - 541 (Brecksville, OH)	34	3.58	3.40	3.30	2.73	3.03	3.06	3.60	3.17
10	VAMC Dayton, OH - 552	23	3.65	3.65	3.25	2.44	2.89	3.06	3.33	3.13
10	VAOPC Columbus, OH - 757 (Grove City, OH)	11	4.18	4.09	3.91	3.45	3.82	3.64	4.36	3.18
11	VAOPC Toledo, OH and VA Ann Arbor HCS, MI - 506	43	3.97	3.97	3.81	2.84	2.97	3.08	3.74	3.08
11	VA Northern Indiana HCS (VAMC Fort Wayne - 610A4 and VAMC Marion - 610)									
11	VAMC Battle Creek, MI - 515	25	3.44	3.38	3.44	2.71	2.94	2.67	3.38	3.38
11	VAMC Danville, IL - 550	17	4.06	3.94	4.12	3.24	3.35	3.41	3.69	3.35
11	VAMC Detroit, MI - 553	77	3.54	3.48	3.40	2.94	2.85	2.71	3.37	3.02
11	VAMC Indianapolis - 583	40	3.74	3.73	3.84	2.82	3.46	3.47	3.41	3.21
11	VAMC Saginaw, MI - 655	11	3.22	3.33	3.22	3.11	3.11	3.11	3.25	3.00
12	VAH Hines, IL - 578 and VA Chicago HCS (VAMC Chicago (LS) - 537A4 and VAMC Chicago (WS) - 537)	18	3.71	3.53	3.61	2.78	2.83	3.00	3.29	3.22
12	VAH Madison, WI - 607	37	3.44	3.42	3.56	2.61	2.89	2.75	3.44	3.00
12	VAMC Iron Mountain, MI - 585	24	3.76	3.55	3.86	2.10	2.43	2.95	3.60	3.10
12	VAMC Milwaukee, WI - 695	38	3.91	3.85	3.62	2.53	2.86	2.89	3.54	2.86
12	VAMC North Chicago, IL - 556	18	3.44	3.39	3.35	2.78	2.67	2.72	3.39	3.17
12	VAMC Tomah, WI - 676	19	3.37	3.21	3.22	2.32	3.00	3.00	3.79	3.32

5 point scale: 1= unmet need ... 5 = met need

Appendix 2: 2007 CHALENG Needs Score by VA Facility - Provider (VA and Community) Assessment

VISN	VA Facility - 2007 Name	Provider Respondents N=	TB Testing	TB Treatment	Hepatitis C Testing	Dental Care	Eye Care	Glasses	VA Disability/Pension	Welfare Payments
15	VA Eastern Kansas HCS (VAMC Leavenworth - 677A4)	28	4.21	3.96	4.12	2.89	2.85	2.63	3.50	3.23
15	VAH Columbia, MO - 543	73	3.60	3.53	3.59	2.24	2.33	2.39	3.25	3.17
15	VAM&ROC Wichita, KS - 452	25	3.36	3.30	3.26	2.25	2.50	2.63	3.50	3.13
15	VAMC Kansas City, MO - 589	15	3.50	3.60	3.64	2.92	3.00	3.00	3.42	3.15
15	VAMC Marion, IL - 609	15	3.50	3.14	2.93	2.29	2.36	2.29	3.21	3.38
15	VAMC Poplar Bluff, MO - 647	12	3.45	2.91	3.64	2.40	2.82	3.00	3.00	2.80
15	VAMC St. Louis, MO - 657	33	4.00	3.59	3.97	2.52	2.83	2.72	3.45	2.57
15	VAMC Topeka - 677	20	3.60	3.80	3.71	2.39	3.21	3.00	3.60	3.16
16	VA Central Arkansas HCS - 598	29	3.62	3.65	3.56	2.96	3.18	3.04	3.72	3.29
16	VA Gulf Coast HCS - 520, Biloxi, MS, Pensacola, FL	10	3.75	3.75	4.00	3.50	3.25	3.38	3.25	3.63
16	VAMC Alexandria, LA - 502	67	3.56	3.50	3.36	2.93	3.16	3.09	3.70	3.12
16	VAMC Fayetteville, AR - 564	13	4.31	4.00	4.31	2.92	3.69	3.46	4.46	3.92
16	VAMC Houston, TX - 580	39	3.57	3.39	3.29	2.73	2.81	2.75	3.14	2.74
16	VAMC Jackson, MS - 586	31	4.20	4.20	3.90	3.58	3.73	3.73	4.07	3.55
16	VAMC New Orleans, LA - 629	33	3.00	2.85	3.00	2.76	2.54	2.71	3.04	2.52
16	VAMC Oklahoma City, OK - 635	24	3.57	3.50	3.23	2.48	2.17	2.30	3.29	2.95
16	VAMC Shreveport, LA - 667	39	3.53	3.55	3.49	2.87	3.10	3.08	3.58	3.43
16	VAMC Muskogee, OK- 623 (Tulsa, OK)	28	3.82	3.52	3.25	2.50	2.64	2.61	3.25	3.15
17	VA Central Texas HCS (VAMC Marlin - 674A5, VAMC Temple - 674, VAMC Waco - 674A4 and VAOPC Austin - 674BY)	22	3.82	3.68	3.38	2.32	2.59	2.59	3.19	2.95
17	VA North Texas HCS (VAMC Bonham - 549A4 and VAMC Dallas - 549)	33	3.32	2.87	3.03	2.75	2.52	2.69	3.16	2.84
17	VA South Texas Veterans HCS (VA OPC Corpus Christi, TX - 671BZ)	28	3.23	3.27	2.96	2.54	2.65	2.85	3.37	3.08
17	VA South Texas Veterans HCS (VAMC Kerrville - 671A4 and VAH San Antonio - 671)	38	3.50	3.49	3.62	3.05	3.08	2.92	3.43	3.09
18	El Paso VA HCS, TX - 756	41	3.68	3.42	3.65	2.68	2.92	2.97	3.33	3.24
18	VA New Mexico HCS - 501	23	3.13	2.96	3.23	2.59	2.78	2.78	2.91	2.73
18	VA Northern Arizona HCS - 649	18	3.21	3.00	3.21	2.21	2.07	2.00	3.31	3.08
18	VA Southern Arizona HCS - 678	42	3.95	3.83	4.05	2.13	2.69	2.72	3.66	3.17

5 point scale: 1= unmet need ... 5 = met need

Appendix 2: 2007 CHALENG Needs Score by VA Facility - Provider (VA and Community) Assessment

VISN	VA Facility - 2007 Name	Provider Respondents N=	TB Testing	TB Treatment	Hepatitis C Testing	Dental Care	Eye Care	Glasses	VA Disability/ Pension	Welfare Payments
18	VAMC Amarillo, TX - 504	10	3.90	3.70	3.70	2.90	3.10	3.10	3.70	3.00
18	VA West Texas HCS - 519	21	3.29	3.29	3.24	2.22	2.72	2.56	3.47	3.06
18	VAMC Phoenix, AZ - 644	53	3.38	3.38	3.57	2.60	2.58	2.59	3.31	2.89
19	VA Montana HCS (VAM&ROC Ft. Harrison - 436 and VA Eastern Montana HCS - 436A4), Miles City, MT									
19	VA Southern Colorado HCS, (Colorado Springs-567)	14	3.29	3.14	3.18	1.64	2.07	2.29	3.07	2.77
19	VAM&ROC Cheyenne, WY - 442	35	3.67	3.52	3.47	2.42	2.71	2.70	3.41	3.13
19	VA Eastern Colorado HCS (VAMC Denver - 554)	14	3.55	3.18	3.10	2.17	2.42	2.25	3.20	2.73
19	VAMC Grand Junction, CO - 575	5	4.20	3.80	4.00	2.80	2.80	2.80	3.60	3.50
19	VAMC Salt Lake City, UT - 660	18	3.41	3.38	3.24	2.44	2.33	2.33	3.50	3.00
19	VAMC Sheridan, WY - 666	21	4.16	3.95	4.16	2.95	2.85	2.74	3.65	3.06
20	VA Alaska HCS & RO - 463	14	3.43	3.18	3.09	2.54	2.42	2.55	3.45	3.00
20	VA DOM White City, OR - 692	17	3.13	2.94	2.88	1.93	2.06	2.06	3.07	2.79
20	VA Puget Sound HCS (VAMC American Lake - 663A4 and VAMC Seattle, WA - 663), Tacoma, WA	126	3.14	3.08	3.13	2.10	2.39	2.40	3.05	2.87
20	VA Roseburg HCS, OR - 653 (Eugene, OR)	34	3.41	3.10	3.29	1.55	2.03	1.94	3.16	2.71
20	VAMC Boise, ID - 531	6	3.50	3.33	3.17	1.83	2.17	2.00	3.00	2.33
20	VAMC Portland, OR - 648	41	3.82	3.47	3.59	2.26	2.49	2.53	2.94	2.64
20	VAMC Spokane, WA - 668	46	4.00	3.93	4.07	2.91	3.41	3.60	4.09	4.00
20	VAMC Walla Walla, WA - 687	8	4.25	4.00	4.38	2.75	2.88	3.00	3.38	3.57
21	VA Central California HCS, CA - 570	10	3.22	3.22	3.63	2.44	2.56	2.56	3.33	2.78
21	VA Northern California HCS - 612 (Martinez, Oakland and Sacramento)	11	3.55	3.18	3.36	2.00	2.73	2.20	3.18	2.27
21	VA Palo Alto HCS (VAMC Livermore - 640A4 and VAMC Palo Alto - 640), Menlo Park, CA	18	4.06	4.00	4.06	3.00	3.22	2.67	3.59	2.82
21	VA Sierra Nevada HCS, NV - 654	5	3.80	3.60	3.80	2.80	2.00	2.00	3.00	3.00
21	VAM&ROC Honolulu, HI - 459	12	4.50	4.20	4.50	2.80	3.40	3.30	3.40	3.00
21	VAMC San Francisco, CA - 662	12	4.08	3.75	4.00	2.33	2.75	2.67	2.75	2.83

5 point scale: 1= unmet need ... 5 = met need

Appendix 2: 2007 CHALENG Needs Score by VA Facility - Provider (VA and Community) Assessment

VISN	VA Facility - 2007 Name	Provider Respondents N=	TB Testing	TB Treatment	Hepatitis C Testing	Dental Care	Eye Care	Glasses	VA Disability/Pension	Welfare Payments
22	VA Greater Los Angeles HCS (VAOPC Los Angeles - 691GE, VAMC Sepulveda - 691A4 and VAMC West Los Angeles - 691)	35	4.06	3.78	3.91	2.63	3.06	2.97	3.48	3.25
22	VA Southern Nevada HCS - 593	66	3.34	3.17	3.07	2.27	2.31	2.31	2.82	2.60
22	VAMC Loma Linda, CA - 605	5	3.80	4.20	4.20	2.40	2.80	2.80	3.00	2.40
22	VAMC Long Beach, CA - 600	38	3.86	3.74	3.79	2.60	2.86	2.89	3.37	3.29
22	VAMC San Diego, CA - 664	47	3.98	3.79	3.73	2.89	3.11	3.05	3.49	3.29
23	VA Black Hills HCS (VAMC Fort Meade - 568 and VAMC Hot Springs - 568A4)	2	2.50	2.50	2.50	2.00	3.00	2.00	4.00	5.00
23	VAH&ROC Sioux Falls, SD - 438	36	3.32	3.26	3.29	2.67	2.85	2.88	3.35	3.18
23	VAM&ROC Fargo, ND - 437	68	3.64	3.58	3.62	2.44	2.79	2.84	3.95	3.62
23	VAMC Minneapolis, MN - 618, and Superior, WI	20	3.65	3.45	3.55	3.00	3.00	3.10	3.45	3.20
23	VAMC St. Cloud, MN - 656	25	3.33	3.21	3.38	2.52	2.76	2.88	3.72	3.52
23	VA Central Iowa HCS (VAMC Des Moines - 555, VAMC Knoxville - 555A4)	18	3.07	3.07	3.07	2.86	3.07	3.07	3.08	3.00
23	VA HCS (VAMC Grand Island - 597A4, VAMC Lincoln - 597 and VAMC Omaha - 636)	24	3.58	3.37	3.63	3.10	3.43	3.52	3.86	3.47
23	VAMC Iowa City, IA - 584	50	3.39	3.29	3.32	2.33	2.74	2.67	3.30	3.16

5 point scale: 1= unmet need ... 5 = met need

Appendix 2: 2007 CHALENG Needs Score by VA Facility - Provider (VA and Community) Assessment

VISN	VA Facility - 2007 Name	Provider Respondents N=	SSI/SSD Process	Guardianship (Financial)	Help Managing Money	Job Training	Job Placement	Help Getting ID/ Documents	Transportation
1	VA Boston HCS (VAMC Boston - 523 and VAMC W. Roxbury - 523A4), VAMC Brockton, MA - 523A5 and VAH Bedford, MA	27	3.50	3.13	3.38	3.46	3.42	3.72	2.88
1	VA Connecticut HCS (VAMC Newington and VAMC West Haven)	45	3.55	3.06	3.00	3.33	3.33	3.46	3.12
1	VAM&ROC Togus, ME - 402	19	2.87	2.67	2.64	2.80	2.60	2.75	2.69
1	VAM&ROC White River Junction, VT - 405	43	3.03	2.69	2.55	2.88	3.02	2.98	2.77
1	VAMC Manchester, NH - 608	42	3.19	2.76	2.76	2.90	3.17	3.03	2.19
1	VAMC Northampton, MA - 631 (Leeds)	43	3.41	2.84	2.68	3.15	3.24	3.36	3.03
1	VAMC Providence, RI - 650, Bristol, CT	21	3.14	2.81	2.43	2.90	3.05	2.81	2.71
2	VA Western New York HCS - (VAMC Batavia - 528A4 and VAMC Buffalo - 528)	44	3.12	2.80	2.62	2.83	2.83	2.88	2.40
2	VAMC Albany, NY - 500	38	3.24	3.06	3.00	3.46	3.91	3.77	3.23
2	VAMC Canandaigua, NY - 528A5, Bath, NY, Rochester, NY	25	2.64	2.50	2.48	3.16	3.24	2.88	2.68
2	VAMC Syracuse, NY - 670	39	3.06	2.84	2.81	3.16	3.26	3.09	2.72
3	VA Hudson Valley HCS (VAMC Castle Point - 620A4 and VAH Montrose - 620)	33	3.13	2.69	2.63	3.10	3.00	3.03	2.97
3	VA New Jersey HCS (VAMC East Orange - 561 and VAMC Lyons - 561A4)	4	3.00	2.00	3.67	3.67	4.00	4.00	2.33
3	VAMC Bronx, NY - 526, VA New York Harbor HCS (VAMC Brooklyn - 630A4 and VAMC New York - 630)	92	3.13	2.76	2.85	2.90	2.98	3.10	3.17
3	VAMC Northport, NY - 632	47	3.44	3.16	3.08	3.38	3.30	3.53	2.86
4	VA Pittsburgh HCS, PA (VAMC Pittsburgh (HD) - 646A5 and VAMC Pittsburgh (UD) - 646)	33	3.39	3.21	3.31	3.43	3.45	3.48	3.34
4	VAM&ROC Wilmington, DE - 460	66	2.59	2.45	2.56	2.46	2.42	2.55	2.56
4	VAMC Altoona, PA - 503	12	2.58	2.42	2.33	2.83	2.92	2.75	2.25
4	VAMC Butler, PA - 529	31	3.26	2.96	2.86	2.97	2.86	2.96	2.62
4	VAMC Clarksburg, WV - 540	32	3.48	3.42	3.38	3.71	3.67	3.80	3.44
4	VAMC Coatesville - 542	39	3.28	2.72	2.64	2.90	3.23	3.26	2.72
4	VAMC Erie, PA - 562	18	2.93	2.62	2.85	3.23	3.15	3.46	3.00

5 point scale: 1= unmet need ... 5 = met need

Appendix 2: 2007 CHALENG Needs Score by VA Facility - Provider (VA and Community) Assessment

VISN	VA Facility - 2007 Name	Provider Respondents N=	SSI/SSD Process	Guardianship (Financial)	Help Managing Money	Job Training	Job Placement	Help Getting ID/ Documents	Transportation
4	VAMC Lebanon, PA - 595	31	3.12	2.96	3.15	3.61	3.56	3.27	3.00
4	VAMC Philadelphia, PA - 642	62	2.71	2.66	2.49	2.67	2.67	2.94	2.86
4	VAMC Wilkes-Barre, PA - 693	48	3.55	3.45	3.33	3.65	3.65	3.46	3.21
5	VA Maryland HCS (VAMC Baltimore - 512, VAMC Fort Howard - 512A4 and VAMC Perry Point - 512A5)	58	2.94	2.83	2.58	3.04	3.18	3.11	2.71
5	VAMC Martinsburg, WV - 613	24	3.39	3.23	3.09	3.52	3.57	3.43	3.26
5	VAMC Washington, DC - 688	43	2.98	2.98	2.87	3.15	3.39	3.41	3.17
6	VAMC Asheville, NC - 637	27	2.81	2.72	2.56	3.04	3.35	3.46	2.96
6	VAMC Beckley, WV - 517	11	3.10	3.10	2.90	2.80	3.00	3.00	2.70
6	VAMC Durham, NC - 558	8	2.75	2.71	2.14	2.57	3.14	3.00	2.43
6	VAMC Fayetteville, NC - 565	7	3.20	2.40	2.60	3.00	3.40	3.00	2.00
6	VAMC Hampton, VA - 590	20	3.26	2.89	2.84	2.89	3.37	3.00	2.58
6	VAMC Richmond, VA - 652	8	2.75	2.25	2.25	3.50	3.13	3.13	2.75
6	VAMC Salem, VA - 658	16	3.07	2.53	2.31	2.36	2.94	2.88	2.69
6	VAMC Salisbury, NC - 659	38	3.06	2.67	2.55	2.56	2.88	3.03	2.61
7	VA Central Alabama HCS (VAMC Montgomery - 619 and VAMC Tuskegee - 619A4)	30	3.52	3.50	3.27	3.28	3.40	3.28	2.93
7	VAMC - Augusta, GA - 509	29	3.25	3.00	3.04	3.32	3.48	3.43	2.75
7	VAMC Atlanta, GA - 508 (Decatur, GA)	30	2.71	2.67	2.54	3.00	3.52	3.30	3.04
7	VAMC Birmingham, AL - 521	14	3.21	3.14	3.07	3.14	2.86	2.67	2.43
7	VAMC Charleston, SC - 534	41	3.06	3.00	3.18	3.49	3.49	3.35	3.20
7	VAMC Columbia, SC - 544	55	3.33	2.96	2.94	3.06	3.16	3.10	2.58
7	VAMC Dublin, GA - 557	25	2.88	3.04	2.38	2.92	3.13	3.38	2.67
7	VAMC Tuscaloosa, AL - 679	9	3.00	2.88	2.88	3.38	3.38	3.75	3.33
8	VA North Florida/South Georgia HCS (VAMC Gainesville - 573 and VAMC Lake City - 573A4)	39	2.97	2.67	2.74	2.95	3.19	3.16	3.14
8	VAH Tampa, FL - 673	29	2.54	2.58	2.54	2.84	2.77	2.73	2.58
8	VAMC Bay Pines - 516	46	2.59	2.60	2.68	2.81	2.71	2.93	2.79
8	VAMC Miami, FL - 546	48	3.12	2.72	2.74	3.05	3.19	3.31	3.44
8	VAMC West Palm Beach, FL - 548	12	3.00	2.75	3.00	3.00	3.00	3.33	3.33
8	VAMC San Juan, PR - 672	15	1.80	2.10	2.18	2.55	2.92	3.30	3.00

5 point scale: 1= unmet need ... 5 = met need

Appendix 2: 2007 CHALENG Needs Score by VA Facility - Provider (VA and Community) Assessment

VISN	VA Facility - 2007 Name	Provider Respondents N=	SSI/SSD Process	Guardianship (Financial)	Help Managing Money	Job Training	Job Placement	Help Getting ID/ Documents	Transportation
8	VAMC Orlando, FL-675	34	2.84	2.75	2.56	2.72	2.81	2.97	2.76
9	VAMC Huntington, WV - 581	19	3.44	2.71	2.89	3.33	3.22	3.44	3.11
9	VAMC Lexington, KY - 596	8	2.88	2.75	2.38	2.88	3.25	3.50	2.88
9	VAMC Louisville, KY - 603	42	3.20	2.75	2.64	3.05	3.07	2.83	2.78
9	VAMC Memphis, TN - 614	11	3.17	3.17	2.50	2.50	2.83	3.00	2.17
9	VAMC Mountain Home, TN - 621	17	3.24	2.75	2.63	2.88	3.35	3.76	2.94
9	VAMC Nashville, TN - 626 (Nashville and Murfreesboro)	28	3.40	3.04	2.76	3.44	3.84	3.84	3.20
10	VAMC Chillicothe, OH - 538	87	2.96	2.55	2.24	2.59	2.92	3.02	3.26
10	VAMC Cincinnati, OH - 539 (Ft. Thomas, KY)	25	3.09	2.82	2.54	3.00	3.33	3.24	2.79
10	VAMC Cleveland, OH - 541 (Brecksville, OH)	34	2.97	2.94	2.90	2.97	2.90	3.23	2.87
10	VAMC Dayton, OH - 552	23	3.06	3.06	3.00	3.00	3.28	3.29	2.89
10	VAOPC Columbus, OH - 757 (Grove City, OH)	11	3.55	3.22	3.27	3.55	3.45	3.64	2.64
11	VAOPC Toledo, OH and VA Ann Arbor HCS, MI - 506	43	2.95	3.05	3.13	3.32	3.13	3.50	3.00
11	VA Northern Indiana HCS (VAMC Fort Wayne - 610A4 and VAMC Marion - 610)								
11	VAMC Battle Creek, MI - 515	25	3.12	2.94	2.93	3.29	3.06	3.06	3.29
11	VAMC Danville, IL - 550	17	3.24	2.82	2.71	3.18	3.35	3.18	2.88
11	VAMC Detroit, MI - 553	77	2.93	2.83	2.63	3.10	3.08	3.16	2.70
11	VAMC Indianapolis - 583	40	3.21	2.59	2.97	3.49	3.58	3.62	3.10
11	VAMC Saginaw, MI - 655	11	2.78	3.00	2.67	2.44	2.44	3.22	2.75
12	VAH Hines, IL - 578 and VA Chicago HCS (VAMC Chicago (LS) - 537A4 and VAMC Chicago (WS) - 537)	18	3.12	2.94	3.06	3.22	3.39	3.44	2.83
12	VAH Madison, WI - 607	37	3.31	3.11	3.06	3.31	3.36	3.36	3.11
12	VAMC Iron Mountain, MI - 585	24	3.10	2.75	2.71	3.00	3.14	3.20	2.45
12	VAMC Milwaukee, WI - 695	38	2.97	2.92	2.81	3.00	3.22	3.14	2.92
12	VAMC North Chicago, IL - 556	18	3.06	2.83	3.33	3.06	3.17	2.94	2.50
12	VAMC Tomah, WI - 676	19	3.53	3.26	3.21	3.16	3.42	3.42	3.16

5 point scale: 1= unmet need ... 5 = met need

Appendix 2: 2007 CHALENG Needs Score by VA Facility - Provider (VA and Community) Assessment

VISN	VA Facility - 2007 Name	Provider Respondents N=	SSI/SSD Process	Guardianship (Financial)	Help Managing Money	Job Training	Job Placement	Help Getting ID/ Documents	Transportation
15	VA Eastern Kansas HCS (VAMC Leavenworth - 677A4)	28	3.68	2.88	2.58	3.20	3.44	3.54	1.71
15	VAH Columbia, MO - 543	73	3.17	2.83	2.76	3.25	3.28	3.24	2.39
15	VAM&ROC Wichita, KS - 452	25	2.52	2.46	2.13	2.35	2.21	2.58	2.08
15	VAMC Kansas City, MO - 589	15	2.33	2.64	2.64	2.58	2.75	2.58	1.75
15	VAMC Marion, IL - 609	15	3.07	2.57	3.00	2.71	2.79	3.29	2.29
15	VAMC Poplar Bluff, MO - 647	12	3.30	3.10	2.30	3.09	3.55	3.55	2.40
15	VAMC St. Louis, MO - 657	33	3.03	2.93	2.43	2.86	2.97	3.50	2.50
15	VAMC Topeka - 677	20	3.00	3.06	2.89	3.26	3.50	3.58	3.00
16	VA Central Arkansas HCS - 598	29	3.08	2.92	2.96	3.46	3.56	3.38	3.11
16	VA Gulf Coast HCS - 520, Biloxi, MS, Pensacola, FL	10	3.63	2.57	2.29	3.71	3.43	3.13	2.57
16	VAMC Alexandria, LA - 502	67	3.46	2.73	2.90	2.60	2.73	3.05	3.03
16	VAMC Fayetteville, AR - 564	13	3.54	3.62	3.00	2.92	3.23	3.15	3.62
16	VAMC Houston, TX - 580	39	2.95	2.75	2.44	3.27	3.30	3.19	2.89
16	VAMC Jackson, MS - 586	31	3.71	3.48	3.52	3.47	3.71	3.65	3.81
16	VAMC New Orleans, LA - 629	33	3.22	2.24	2.22	2.57	2.69	3.08	2.76
16	VAMC Oklahoma City, OK - 635	24	2.71	2.73	2.64	2.96	3.26	3.04	2.96
16	VAMC Shreveport, LA - 667	39	3.16	2.79	2.79	3.08	3.21	3.21	3.18
16	VAMC Muskogee, OK- 623 (Tulsa, OK)	28	3.19	2.67	2.41	2.75	2.93	3.22	3.04
17	VA Central Texas HCS (VAMC Marlin - 674A5, VAMC Temple - 674, VAMC Waco - 674A4 and VAOPC Austin - 674BY)	22	2.77	3.00	2.73	2.73	2.91	2.91	2.55
17	VA North Texas HCS (VAMC Bonham - 549A4 and VAMC Dallas - 549)	33	2.84	2.56	2.41	2.72	2.78	2.77	2.56
17	VA South Texas Veterans HCS (VA OPC Corpus Christi, TX - 671BZ)	28	2.92	2.85	2.69	2.86	2.89	2.78	2.93
17	VA South Texas Veterans HCS (VAMC Kerrville - 671A4 and VAH San Antonio - 671)	38	3.17	2.86	2.71	3.11	3.28	3.42	2.94
18	El Paso VA HCS, TX - 756	41	3.05	2.78	3.03	3.05	3.23	3.18	3.18
18	VA New Mexico HCS - 501	23	2.70	2.36	2.29	2.73	2.48	2.57	2.22
18	VA Northern Arizona HCS - 649	18	2.62	2.69	2.71	3.33	3.67	3.29	2.07
18	VA Southern Arizona HCS - 678	42	3.13	3.05	3.13	3.63	3.63	3.26	3.37

5 point scale: 1= unmet need ... 5 = met need

Appendix 2: 2007 CHALENG Needs Score by VA Facility - Provider (VA and Community) Assessment

VISN	VA Facility - 2007 Name	Provider Respondents N=	SSI/SSD Process	Guardianship (Financial)	Help Managing Money	Job Training	Job Placement	Help Getting ID/ Documents	Transportation
18	VAMC Amarillo, TX - 504	10	3.00	2.60	2.70	3.00	3.40	3.20	2.90
18	VA West Texas HCS - 519	21	3.18	2.56	2.56	2.56	3.00	2.65	2.79
18	VAMC Phoenix, AZ - 644	53	3.15	2.79	2.65	2.79	2.98	3.13	2.81
19	VA Montana HCS (VAM&ROC Ft. Harrison - 436 and VA Eastern Montana HCS - 436A4), Miles City, MT								
19	VA Southern Colorado HCS, (Colorado Springs-567)	14	2.50	2.43	2.36	2.86	2.71	2.36	2.50
19	VAM&ROC Cheyenne, WY - 442	35	2.77	2.74	2.74	3.13	3.23	3.31	3.19
19	VA Eastern Colorado HCS (VAMC Denver - 554)	14	2.67	2.27	2.27	2.75	2.58	1.83	2.17
19	VAMC Grand Junction, CO - 575	5	3.20	2.60	2.40	3.40	3.60	2.60	2.60
19	VAMC Salt Lake City, UT - 660	18	2.82	3.06	2.41	3.17	3.50	3.22	3.11
19	VAMC Sheridan, WY - 666	21	3.67	2.94	3.00	3.50	3.80	3.50	3.00
20	VA Alaska HCS & RO - 463	14	2.75	2.62	2.62	3.15	3.36	3.25	2.50
20	VA DOM White City, OR - 692	17	2.31	2.38	2.44	2.69	3.00	2.75	2.73
20	VA Puget Sound HCS (VAMC American Lake - 663A4 and VAMC Seattle, WA - 663), Tacoma, WA	126	2.76	2.67	2.53	2.76	2.93	2.86	2.46
20	VA Roseburg HCS, OR - 653 (Eugene, OR)	34	2.31	2.20	2.10	3.06	3.23	3.14	2.66
20	VAMC Boise, ID - 531	6	2.83	2.83	2.17	2.50	3.00	3.20	2.33
20	VAMC Portland, OR - 648	41	2.61	2.48	2.48	3.03	3.38	3.18	2.68
20	VAMC Spokane, WA - 668	46	3.76	2.98	3.74	3.98	4.07	3.02	3.67
20	VAMC Walla Walla, WA - 687	8	2.75	2.50	2.75	2.75	3.38	3.14	3.13
21	VA Central California HCS, CA - 570	10	3.44	2.89	2.78	3.00	3.11	3.33	2.67
21	VA Northern California HCS - 612 (Martinez, Oakland and Sacramento)	11	2.27	2.27	2.36	3.09	3.09	2.91	2.73
21	VA Palo Alto HCS (VAMC Livermore - 640A4 and VAMC Palo Alto - 640), Menlo Park, CA	18	3.17	2.18	2.94	3.39	3.72	3.39	3.17
21	VA Sierra Nevada HCS, NV - 654	5	2.80	2.40	2.40	2.20	2.80	2.80	3.20
21	VAM&ROC Honolulu, HI - 459	12	3.30	3.30	3.30	3.80	3.82	3.27	3.27
21	VAMC San Francisco, CA - 662	12	2.67	2.27	2.33	2.92	3.08	2.91	2.50

5 point scale: 1= unmet need ... 5 = met need

Appendix 2: 2007 CHALENG Needs Score by VA Facility - Provider (VA and Community) Assessment

VISN	VA Facility - 2007 Name	Provider Respondents N=	SSI/SSD Process	Guardianship (Financial)	Help Managing Money	Job Training	Job Placement	Help Getting ID/ Documents	Transportation
22	VA Greater Los Angeles HCS (VAOPC Los Angeles - 691GE, VAMC Sepulveda - 691A4 and VAMC West Los Angeles - 691)	35	3.41	2.81	3.09	3.36	3.64	3.75	3.27
22	VA Southern Nevada HCS - 593	66	2.61	2.41	2.39	2.57	2.73	2.84	2.75
22	VAMC Loma Linda, CA - 605	5	2.80	3.00	2.60	2.20	2.25	3.00	3.80
22	VAMC Long Beach, CA - 600	38	3.29	2.97	2.64	3.17	3.37	3.19	3.14
22	VAMC San Diego, CA - 664	47	3.20	2.80	2.80	3.10	3.00	3.53	3.42
23	VA Black Hills HCS (VAMC Fort Meade - 568 and VAMC Hot Springs - 568A4)	2	5.00	4.00	3.00	3.00	2.00	4.00	2.50
23	VAH&ROC Sioux Falls, SD - 438	36	2.97	2.88	2.64	2.91	3.03	2.97	2.85
23	VAM&ROC Fargo, ND - 437	68	3.44	3.02	2.98	3.19	3.32	3.55	3.25
23	VAMC Minneapolis, MN - 618, and Superior, WI	20	2.85	2.35	2.25	2.85	2.85	2.85	2.65
23	VAMC St. Cloud, MN - 656	25	2.92	2.88	2.72	3.04	3.08	3.13	3.00
23	VA Central Iowa HCS (VAMC Des Moines - 555, VAMC Knoxville - 555A4)	18	2.79	2.71	2.43	2.50	2.50	2.71	2.64
23	VA HCS (VAMC Grand Island - 597A4, VAMC Lincoln - 597 and VAMC Omaha- 636)	24	3.37	3.29	3.62	3.41	3.32	3.30	3.00
23	VAMC Iowa City, IA - 584	50	3.03	2.95	2.55	2.84	3.32	3.13	2.54

5 point scale: 1= unmet need ... 5 = met need

Appendix 2: 2007 CHALENG Needs Score by VA Facility - Provider (VA and Community) Assessment

VISN	VA Facility - 2007 Name	Provider Respondents N=	Education	Child care	Legal Assistance	Discharge Upgrade	Spiritual	Incarcerated Veterans	Elder Healthcare
1	VA Boston HCS (VAMC Boston - 523 and VAMC W. Roxbury - 523A4), VAMC Brockton, MA - 523A5 and VAH Bedford, MA	27	3.35	2.22	3.31	3.00	3.08	3.16	3.44
1	VA Connecticut HCS (VAMC Newington and VAMC West Haven)	45	3.25	2.41	3.03	3.08	3.23	2.95	3.08
1	VAM&ROC Togus, ME - 402	19	2.67	2.87	3.13	3.00	2.67	2.07	2.50
1	VAM&ROC White River Junction, VT - 405	43	2.78	2.45	2.49	2.81	3.28	2.43	2.95
1	VAMC Manchester, NH - 608	42	2.54	2.38	2.33	2.85	3.29	2.79	3.21
1	VAMC Northampton, MA - 631 (Leeds)	43	3.18	2.43	2.66	3.24	3.58	3.25	3.33
1	VAMC Providence, RI - 650, Bristol, CT	21	2.71	2.05	2.52	2.70	3.00	2.71	3.14
2	VA Western New York HCS - (VAMC Batavia - 528A4 and VAMC Buffalo - 528)	44	2.67	2.30	2.90	2.90	3.28	2.63	2.95
2	VAMC Albany, NY - 500	38	3.21	2.59	2.76	3.12	3.73	3.48	3.09
2	VAMC Canandaigua, NY - 528A5, Bath, NY, Rochester, NY	25	3.04	2.46	3.04	2.86	3.05	2.88	3.00
2	VAMC Syracuse, NY - 670	39	3.10	2.13	2.47	3.07	3.03	2.88	2.88
3	VA Hudson Valley HCS (VAMC Castle Point - 620A4 and VAH Montrose - 620)	33	2.87	2.28	2.79	2.97	3.00	2.83	3.00
3	VA New Jersey HCS (VAMC East Orange - 561 and VAMC Lyons - 561A4)	4	2.00	2.67	3.33	2.33	2.67	3.67	2.00
3	VAMC Bronx, NY - 526, VA New York Harbor HCS (VAMC Brooklyn - 630A4 and VAMC New York - 630)	92	2.93	2.30	2.51	2.87	3.35	2.73	3.06
3	VAMC Northport, NY - 632	47	3.05	2.55	3.20	2.95	3.44	2.83	3.50
4	VA Pittsburgh HCS, PA (VAMC Pittsburgh (HD) - 646A5 and VAMC Pittsburgh (UD) - 646)	33	3.28	2.89	3.07	3.19	3.54	3.14	3.41
4	VAM&ROC Wilmington, DE - 460	66	2.49	2.38	2.38	2.44	2.84	2.03	2.34
4	VAMC Altoona, PA - 503	12	2.92	1.42	1.83	2.67	3.25	1.83	3.75
4	VAMC Butler, PA - 529	31	2.79	2.50	2.69	2.93	3.46	2.54	3.22
4	VAMC Clarksburg, WV - 540	32	3.24	2.75	2.88	3.54	3.55	2.72	3.56
4	VAMC Coatesville - 542	39	2.67	2.37	2.70	3.03	3.32	2.46	3.18
4	VAMC Erie, PA - 562	18	3.08	2.23	2.62	2.69	3.31	2.79	3.71

5 point scale: 1= unmet need ... 5 = met need

Appendix 2: 2007 CHALENG Needs Score by VA Facility - Provider (VA and Community) Assessment

VISN	VA Facility - 2007 Name	Provider Respondents N=	Education	Child care	Legal Assistance	Discharge Upgrade	Spiritual	Incarcerated Veterans	Elder Healthcare
4	VAMC Lebanon, PA - 595	31	2.96	2.37	3.14	3.17	3.65	3.71	3.42
4	VAMC Philadelphia, PA - 642	62	2.82	2.11	2.54	2.67	2.58	2.09	2.74
4	VAMC Wilkes-Barre, PA - 693	48	3.38	2.81	3.06	3.49	3.81	3.02	3.58
5	VA Maryland HCS (VAMC Baltimore - 512, VAMC Fort Howard - 512A4 and VAMC Perry Point - 512A5)	58	3.05	2.19	2.44	2.65	3.26	2.55	2.56
5	VAMC Martinsburg, WV - 613	24	3.39	2.32	2.57	3.32	3.64	3.36	3.61
5	VAMC Washington, DC - 688	43	2.88	2.36	2.88	2.98	3.41	2.80	2.93
6	VAMC Asheville, NC - 637	27	3.23	2.23	2.65	3.04	3.63	2.52	2.88
6	VAMC Beckley, WV - 517	11	2.90	2.50	2.30	3.00	3.20	2.70	2.80
6	VAMC Durham, NC - 558	8	2.71	2.17	2.43	2.57	3.71	2.25	3.00
6	VAMC Fayetteville, NC - 565	7	2.80	2.00	2.40	2.40	3.40	3.00	3.60
6	VAMC Hampton, VA - 590	20	2.84	2.32	2.68	2.74	3.58	2.26	3.00
6	VAMC Richmond, VA - 652	8	2.88	1.63	2.38	3.25	3.38	3.38	3.38
6	VAMC Salem, VA - 658	16	2.75	2.43	2.44	2.80	3.81	3.00	3.19
6	VAMC Salisbury, NC - 659	38	2.77	2.20	2.44	2.93	3.41	1.94	2.68
7	VA Central Alabama HCS (VAMC Montgomery - 619 and VAMC Tuskegee - 619A4)	30	3.23	2.93	2.80	3.21	3.63	2.89	3.29
7	VAMC - Augusta, GA - 509	29	3.18	2.37	2.67	2.85	3.52	2.86	3.14
7	VAMC Atlanta, GA - 508 (Decatur, GA)	30	3.08	2.58	2.96	2.71	3.25	2.60	3.08
7	VAMC Birmingham, AL - 521	14	2.79	2.54	2.57	2.79	3.36	2.43	2.71
7	VAMC Charleston, SC - 534	41	3.15	2.53	3.14	3.33	3.42	2.79	3.09
7	VAMC Columbia, SC - 544	55	2.77	2.24	2.70	3.10	3.35	2.55	2.82
7	VAMC Dublin, GA - 557	25	3.00	2.29	2.79	2.82	3.38	2.33	2.39
7	VAMC Tuscaloosa, AL - 679	9	3.13	2.63	2.88	3.13	3.13	2.63	3.22
8	VA North Florida/South Georgia HCS (VAMC Gainesville - 573 and VAMC Lake City - 573A4)	39	2.97	2.44	2.53	2.82	3.19	2.91	3.09
8	VAH Tampa, FL - 673	29	2.58	2.29	2.42	2.67	2.79	2.44	2.72
8	VAMC Bay Pines - 516	46	2.41	2.05	2.33	2.70	3.03	2.45	2.76
8	VAMC Miami, FL - 546	48	3.19	2.60	2.95	3.20	3.29	2.83	3.07
8	VAMC West Palm Beach, FL - 548	12	3.42	2.58	3.08	3.00	3.33	3.00	3.58
8	VAMC San Juan, PR - 672	15	3.23	2.58	2.62	2.30	2.71	1.70	2.00

5 point scale: 1= unmet need ... 5 = met need

Appendix 2: 2007 CHALENG Needs Score by VA Facility - Provider (VA and Community) Assessment

VISN	VA Facility - 2007 Name	Provider Respondents N=	Education	Child care	Legal Assistance	Discharge Upgrade	Spiritual	Incarcerated Veterans	Elder Healthcare
8	VAMC Orlando, FL-675	34	2.66	2.59	2.66	2.90	3.03	2.84	3.00
9	VAMC Huntington, WV - 581	19	3.06	2.35	2.61	2.81	3.83	2.31	2.71
9	VAMC Lexington, KY - 596	8	2.75	2.50	2.88	3.00	3.13	3.00	3.00
9	VAMC Louisville, KY - 603	42	2.93	2.39	2.69	2.78	3.33	2.78	2.93
9	VAMC Memphis, TN - 614	11	2.83	2.83	2.33	3.17	3.80	2.83	3.33
9	VAMC Mountain Home, TN - 621	17	3.53	2.53	3.29	3.15	3.53	2.44	3.25
9	VAMC Nashville, TN - 626 (Nashville and Murfreesboro)	28	2.92	2.16	2.68	3.04	2.83	2.56	2.48
10	VAMC Chillicothe, OH - 538	87	2.74	2.52	2.58	3.07	3.49	2.28	2.94
10	VAMC Cincinnati, OH - 539 (Ft. Thomas, KY)	25	2.79	2.48	2.68	2.87	3.05	3.23	3.04
10	VAMC Cleveland, OH - 541 (Brecksville, OH)	34	3.10	2.72	2.69	2.89	3.23	2.71	2.84
10	VAMC Dayton, OH - 552	23	3.29	2.72	3.28	3.00	3.44	2.72	3.17
10	VAOPC Columbus, OH - 757 (Grove City, OH)	11	3.50	2.45	3.27	3.36	3.82	3.27	3.82
11	VAOPC Toledo, OH and VA Ann Arbor HCS, MI - 506	43	2.95	2.49	2.95	3.36	3.27	2.68	3.03
11	VA Northern Indiana HCS (VAMC Fort Wayne - 610A4 and VAMC Marion - 610)								
11	VAMC Battle Creek, MI - 515	25	3.17	3.24	3.44	3.53	3.89	2.95	3.00
11	VAMC Danville, IL - 550	17	3.24	2.65	2.35	2.69	3.94	2.41	3.82
11	VAMC Detroit, MI - 553	77	2.97	2.37	2.93	2.95	3.58	2.87	3.08
11	VAMC Indianapolis - 583	40	3.31	2.67	2.92	3.23	3.57	2.87	2.95
11	VAMC Saginaw, MI - 655	11	2.78	2.67	2.67	3.11	3.22	3.00	3.22
12	VAH Hines, IL - 578 and VA Chicago HCS (VAMC Chicago (LS) - 537A4 and VAMC Chicago (WS) - 537)	18	3.06	2.78	2.53	2.67	2.83	2.72	2.89
12	VAH Madison, WI - 607	37	3.03	2.57	2.89	3.18	2.97	2.63	3.35
12	VAMC Iron Mountain, MI - 585	24	3.10	2.67	2.65	3.40	3.47	2.90	3.15
12	VAMC Milwaukee, WI - 695	38	2.97	2.49	2.89	3.15	3.42	3.00	3.32
12	VAMC North Chicago, IL - 556	18	2.89	2.56	3.00	3.06	3.22	2.72	3.17
12	VAMC Tomah, WI - 676	19	3.32	2.53	3.11	3.58	3.53	2.89	3.33

5 point scale: 1= unmet need ... 5 = met need

Appendix 2: 2007 CHALENG Needs Score by VA Facility - Provider (VA and Community) Assessment

VISN	VA Facility - 2007 Name	Provider Respondents N=	Education	Child care	Legal Assistance	Discharge Upgrade	Spiritual	Incarcerated Veterans	Elder Healthcare
15	VA Eastern Kansas HCS (VAMC Leavenworth - 677A4)	28	2.96	2.23	2.28	3.35	4.00	2.64	3.08
15	VAH Columbia, MO - 543	73	3.03	2.50	2.44	3.04	3.41	2.89	2.97
15	VAM&ROC Wichita, KS - 452	25	2.40	2.36	2.48	3.04	3.00	2.38	2.72
15	VAMC Kansas City, MO - 589	15	2.45	1.91	2.09	2.36	3.17	2.23	2.67
15	VAMC Marion, IL - 609	15	2.86	2.57	3.13	2.75	3.57	1.77	2.79
15	VAMC Poplar Bluff, MO - 647	12	2.50	1.90	2.20	2.78	3.36	2.64	2.80
15	VAMC St. Louis, MO - 657	33	2.59	2.21	2.80	2.71	3.28	2.21	2.72
15	VAMC Topeka - 677	20	3.29	2.81	2.94	3.44	3.87	3.31	3.56
16	VA Central Arkansas HCS - 598	29	3.22	2.74	2.74	3.23	3.11	3.04	3.12
16	VA Gulf Coast HCS - 520, Biloxi, MS, Pensacola, FL	10	3.50	3.57	3.43	3.14	4.13	3.50	3.88
16	VAMC Alexandria, LA - 502	67	2.82	2.44	2.66	2.90	3.38	2.48	3.27
16	VAMC Fayetteville, AR - 564	13	3.38	2.15	2.92	3.38	4.23	3.54	3.92
16	VAMC Houston, TX - 580	39	3.00	2.71	2.92	2.91	3.28	2.46	2.91
16	VAMC Jackson, MS - 586	31	3.65	2.90	3.23	3.69	4.13	3.40	3.50
16	VAMC New Orleans, LA - 629	33	2.54	1.87	3.04	2.96	3.25	2.38	2.04
16	VAMC Oklahoma City, OK - 635	24	2.83	2.30	2.54	3.14	3.39	2.55	2.95
16	VAMC Shreveport, LA - 667	39	3.26	2.78	2.81	3.13	3.70	2.95	3.31
16	VAMC Muskogee, OK- 623 (Tulsa, OK)	28	2.82	2.42	2.81	2.69	3.30	2.27	3.19
17	VA Central Texas HCS (VAMC Marlin - 674A5, VAMC Temple - 674, VAMC Waco - 674A4 and VAOPC Austin - 674BY)	22	2.50	2.23	2.45	2.75	3.10	2.14	2.52
17	VA North Texas HCS (VAMC Bonham - 549A4 and VAMC Dallas - 549)	33	2.50	2.20	2.84	2.77	3.22	2.23	2.71
17	VA South Texas Veterans HCS (VA OPC Corpus Christi, TX - 671BZ)	28	2.93	2.60	2.70	2.71	3.07	2.76	2.89
17	VA South Texas Veterans HCS (VAMC Kerrville - 671A4 and VAH San Antonio - 671)	38	3.06	2.44	2.86	2.97	3.14	2.74	3.08
18	El Paso VA HCS, TX - 756	41	3.21	2.83	3.24	3.23	3.25	3.00	3.14
18	VA New Mexico HCS - 501	23	2.59	2.23	2.43	2.43	2.62	2.00	2.59
18	VA Northern Arizona HCS - 649	18	3.07	2.36	2.38	3.17	3.29	2.79	3.07
18	VA Southern Arizona HCS - 678	42	3.35	2.54	2.81	3.13	3.53	3.10	3.20

5 point scale: 1= unmet need ... 5 = met need

Appendix 2: 2007 CHALENG Needs Score by VA Facility - Provider (VA and Community) Assessment

VISN	VA Facility - 2007 Name	Provider Respondents N=	Education	Child care	Legal Assistance	Discharge Upgrade	Spiritual	Incarcerated Veterans	Elder Healthcare
18	VAMC Amarillo, TX - 504	10	3.60	3.20	3.70	3.10	3.70	2.50	3.60
18	VA West Texas HCS - 519	21	2.76	2.11	2.65	2.71	2.94	2.29	2.81
18	VAMC Phoenix, AZ - 644	53	2.61	2.29	2.51	2.77	2.98	2.38	2.81
19	VA Montana HCS (VAM&ROC Ft. Harrison - 436 and VA Eastern Montana HCS - 436A4), Miles City, MT								
19	VA Southern Colorado HCS, (Colorado Springs-567)	14	3.00	2.31	2.50	2.79	3.14	2.14	2.36
19	VAM&ROC Cheyenne, WY - 442	35	3.06	2.50	2.45	3.07	3.53	2.61	3.07
19	VA Eastern Colorado HCS (VAMC Denver - 554)	14	2.67	2.55	2.67	2.56	3.00	2.08	2.45
19	VAMC Grand Junction, CO - 575	5	2.80	2.40	2.60	3.40	4.20	3.00	3.20
19	VAMC Salt Lake City, UT - 660	18	2.83	2.00	2.29	3.11	3.56	3.06	2.94
19	VAMC Sheridan, WY - 666	21	3.47	2.21	2.37	3.00	3.55	2.42	3.35
20	VA Alaska HCS & RO - 463	14	2.21	2.17	2.83	3.08	3.31	2.83	2.92
20	VA DOM White City, OR - 692	17	2.63	1.94	2.56	2.75	2.94	2.38	2.44
20	VA Puget Sound HCS (VAMC American Lake - 663A4 and VAMC Seattle, WA - 663), Tacoma, WA	126	2.67	2.21	2.26	2.63	3.04	2.37	2.65
20	VA Roseburg HCS, OR - 653 (Eugene, OR)	34	2.83	1.77	1.87	2.83	3.10	2.37	2.55
20	VAMC Boise, ID - 531	6	2.67	2.17	2.17	2.50	2.83	2.17	2.83
20	VAMC Portland, OR - 648	41	2.94	2.12	2.55	2.56	2.97	2.38	2.88
20	VAMC Spokane, WA - 668	46	3.70	1.91	2.76	3.78	3.87	2.22	3.43
20	VAMC Walla Walla, WA - 687	8	3.00	2.00	2.00	3.43	3.63	2.63	3.38
21	VA Central California HCS, CA - 570	10	2.33	2.33	2.33	3.56	3.56	3.22	3.22
21	VA Northern California HCS - 612 (Martinez, Oakland and Sacramento)	11	2.64	2.36	2.55	2.73	2.64	2.36	2.27
21	VA Palo Alto HCS (VAMC Livermore - 640A4 and VAMC Palo Alto - 640), Menlo Park, CA	18	3.28	2.76	2.50	3.35	3.00	2.94	2.72
21	VA Sierra Nevada HCS, NV - 654	5	2.40	2.00	2.00	2.75	3.75	1.80	2.60
21	VAM&ROC Honolulu, HI - 459	12	2.50	1.90	2.60	3.40	3.60	2.83	2.70
21	VAMC San Francisco, CA - 662	12	2.83	2.10	2.42	2.50	3.09	2.33	2.33

5 point scale: 1= unmet need ... 5 = met need

Appendix 2: 2007 CHALENG Needs Score by VA Facility - Provider (VA and Community) Assessment

VISN	VA Facility - 2007 Name	Provider Respondents N=	Education	Child care	Legal Assistance	Discharge Upgrade	Spiritual	Incarcerated Veterans	Elder Healthcare
22	VA Greater Los Angeles HCS (VAOPC Los Angeles - 691GE, VAMC Sepulveda - 691A4 and VAMC West Los Angeles - 691)	35	3.31	2.34	2.94	3.31	3.58	3.09	3.09
22	VA Southern Nevada HCS - 593	66	2.66	2.07	2.17	2.55	2.88	2.30	2.57
22	VAMC Loma Linda, CA - 605	5	3.00	2.00	2.60	2.40	2.80	2.80	3.00
22	VAMC Long Beach, CA - 600	38	3.08	2.71	3.00	3.17	3.35	3.08	3.11
22	VAMC San Diego, CA - 664	47	3.33	2.68	2.95	2.98	3.39	2.81	3.02
23	VA Black Hills HCS (VAMC Fort Meade - 568 and VAMC Hot Springs - 568A4)	2	3.00	4.00	4.00	3.00	5.00	3.00	4.00
23	VAH&ROC Sioux Falls, SD - 438	36	2.88	2.58	2.52	3.07	3.06	2.58	2.94
23	VAM&ROC Fargo, ND - 437	68	3.18	2.41	2.75	3.25	3.65	2.88	3.23
23	VAMC Minneapolis, MN - 618, and Superior, WI	20	2.90	2.42	2.95	3.10	3.25	2.50	3.05
23	VAMC St. Cloud, MN - 656	25	3.20	2.83	3.20	3.50	3.71	2.72	3.29
23	VA Central Iowa HCS (VAMC Des Moines - 555, VAMC Knoxville - 555A4)	18	2.71	2.50	2.57	2.77	3.00	2.38	2.77
23	VA HCS (VAMC Grand Island - 597A4, VAMC Lincoln - 597 and VAMC Omaha- 636)	24	3.25	2.90	3.25	3.47	4.00	3.00	3.68
23	VAMC Iowa City, IA - 584	50	2.84	2.51	2.59	2.83	3.46	2.84	3.21

5 point scale: 1= unmet need ... 5 = met need

Appendix 3: 2007 CHALENG Needs Score by Network - All Participants

VISN	Respondents N=	Hygiene	Food	Clothing	Emergency Shelter	Transitional Housing	Permanent Housing	Detox	Substance Abuse Treatment	Emotional/ Psychiatric Services	Dual Diagnosis Treatment
1	464	3.68	3.95	3.77	3.69	3.34	2.52	3.63	3.72	3.69	3.52
2	231	3.68	3.84	3.70	3.62	3.37	2.90	3.55	3.81	3.70	3.46
3	387	3.69	3.85	3.51	3.69	3.11	2.61	3.85	4.09	3.86	3.65
4	440	3.33	3.67	3.56	3.10	2.87	2.52	3.37	3.50	3.40	3.27
5	335	3.81	4.03	3.82	3.67	3.62	2.85	3.85	4.02	3.77	3.67
6	216	3.46	3.66	3.53	3.23	3.00	2.29	3.36	3.53	3.43	3.23
7	661	3.88	4.02	3.79	3.63	3.47	2.72	3.75	3.97	3.68	3.56
8	476	3.58	3.78	3.52	3.11	3.14	2.34	3.41	3.59	3.54	3.35
9	280	3.93	4.21	3.89	4.01	3.83	2.88	3.80	3.97	3.64	3.32
10	408	3.64	4.01	3.49	3.55	3.01	2.57	3.57	3.82	3.58	3.29
11	509	3.80	3.90	3.75	3.69	3.52	2.86	3.56	3.83	3.69	3.54
12	368	3.74	3.99	3.70	3.51	3.35	2.62	3.78	3.86	3.70	3.45
15	561	3.55	3.75	3.58	3.29	2.99	2.30	3.66	3.89	3.61	3.45
16	686	3.74	3.96	3.59	3.63	3.63	2.65	3.70	3.90	3.64	3.38
17	305	3.59	3.75	3.37	3.34	3.10	2.40	3.42	3.49	3.29	3.17
18	385	3.64	3.83	3.64	3.50	3.41	2.57	3.47	3.57	3.45	3.23
19	261	3.66	3.92	3.66	3.57	3.21	2.06	3.54	3.73	3.45	3.23
20	684	3.55	3.71	3.58	3.12	2.93	2.45	3.38	3.62	3.40	3.14
21	259	3.84	3.96	3.77	3.32	3.76	2.58	3.55	4.05	3.81	3.69
22	859	3.72	3.93	3.55	3.54	3.67	2.66	3.70	3.90	3.63	3.38
23	357	3.70	3.95	3.81	3.45	2.98	2.54	3.43	3.51	3.46	3.21

5 point scale: 1= unmet need ... 5 = met need

Appendix 3: 2007 CHALENG Needs Score by Network - All Participants

VISN	Respondents N=	Family Counseling	Medical Services	Women's Health Care	Help With Medication	Drop-in Center	AIDS/HIV Testing/ Counseling	TB Testing	TB Treatment	Hepatitis C Testing	Dental Care
1	464	3.02	4.00	3.24	3.69	3.17	3.64	3.96	3.62	3.83	2.73
2	231	2.95	4.07	3.18	3.58	3.46	3.67	3.93	3.71	3.75	3.05
3	387	3.12	4.18	3.32	3.85	3.30	3.94	4.14	3.91	3.95	3.14
4	440	3.00	3.72	3.29	3.46	3.04	3.43	3.52	3.44	3.48	2.73
5	335	3.20	4.16	3.14	3.92	3.37	3.93	4.16	3.83	4.02	3.21
6	216	2.77	3.83	3.21	3.59	2.84	3.70	3.71	3.44	3.58	2.42
7	661	3.17	4.00	3.24	3.84	3.00	3.76	4.11	3.74	3.81	3.06
8	476	2.79	3.92	3.06	3.63	2.99	3.69	3.77	3.48	3.72	2.61
9	280	3.10	4.03	3.20	3.80	3.42	3.76	4.09	3.76	3.92	3.00
10	408	2.83	3.98	3.01	3.77	2.95	3.64	3.95	3.44	3.75	3.02
11	509	3.22	3.95	3.25	3.79	3.34	3.73	3.96	3.77	3.79	2.96
12	368	2.99	4.04	3.14	3.87	3.12	3.53	4.01	3.70	3.72	2.94
15	561	2.97	3.88	3.18	3.70	2.92	3.59	3.91	3.59	3.81	2.64
16	686	3.15	4.01	2.98	3.81	3.12	3.75	3.98	3.60	3.67	2.95
17	305	2.94	3.69	2.95	3.60	3.00	3.59	3.90	3.45	3.55	2.89
18	385	2.96	3.93	3.14	3.59	2.98	3.56	3.87	3.48	3.73	2.55
19	261	2.85	3.87	3.05	3.66	2.74	3.48	4.02	3.35	3.79	2.47
20	684	2.77	3.65	2.96	3.49	2.75	3.53	3.80	3.46	3.72	2.49
21	259	2.98	4.11	2.91	3.89	3.24	3.81	4.30	3.91	4.18	3.09
22	859	3.07	3.93	3.08	3.71	3.03	3.69	4.30	3.73	3.75	3.00
23	357	3.10	3.89	3.36	3.55	2.91	3.60	3.67	3.43	3.62	2.70

5 point scale: 1= unmet need ... 5 = met need

Appendix 3: 2007 CHALENG Needs Score by Network - All Participants

VISN	Respondents N=	Eye Care	Glasses	VA Disability/ Pension	Welfare Payments	SSI/SSD Process	Guardian- ship (financial)	Help Managing Money	Job Training	Job Placement
1	464	3.19	3.17	3.26	3.02	3.20	2.87	2.97	3.08	3.24
2	231	3.15	3.13	3.32	2.90	3.07	2.83	2.96	3.14	3.37
3	387	3.69	3.67	3.27	3.04	3.02	2.81	3.18	3.01	3.13
4	440	2.96	2.94	3.38	3.12	3.05	2.87	2.92	3.08	3.10
5	335	3.60	3.56	3.17	2.83	3.10	2.96	3.43	3.41	3.59
6	216	2.85	2.73	2.99	2.77	3.01	2.65	2.78	2.87	3.13
7	661	3.48	3.47	3.00	2.63	2.88	2.79	3.13	3.04	3.30
8	476	3.13	3.15	3.20	2.62	2.76	2.67	2.94	2.84	2.94
9	280	3.34	3.28	3.22	2.91	2.97	2.80	3.17	3.19	3.46
10	408	3.42	3.37	3.03	2.67	2.65	2.55	2.72	2.71	2.96
11	509	3.30	3.22	3.27	2.95	3.00	2.91	2.98	3.15	3.20
12	368	3.24	3.04	3.19	2.64	2.87	2.86	3.24	3.05	3.30
15	561	2.90	2.76	2.89	2.61	2.79	2.67	2.93	2.79	3.02
16	686	3.19	3.09	3.10	2.69	2.87	2.71	3.02	2.98	3.18
17	305	2.85	2.82	3.05	2.67	2.88	2.74	2.94	2.85	3.15
18	385	2.85	2.76	3.21	2.74	2.99	2.71	2.97	3.08	3.26
19	261	2.66	2.58	3.02	2.69	2.70	2.68	2.96	2.90	3.16
20	684	2.96	2.93	3.14	2.77	2.87	2.77	3.00	3.05	3.24
21	259	3.40	3.22	3.36	2.99	3.18	2.70	3.26	3.18	3.37
22	859	3.22	3.17	3.07	2.87	2.97	2.75	3.17	3.16	3.38
23	357	3.10	3.08	3.51	3.22	3.05	2.89	2.96	3.13	3.27

5 point scale: 1= unmet need ... 5 = met need

Appendix 3: 2007 CHALENG Needs Score by Network - All Participants

VISN	Respondents N=	Help Getting ID/ Documents	Transportation	Education	Child Care	Legal Assistance	Discharge Upgrade	Spiritual	Incarcerated Veterans	Elder Helathcare
1	464	3.38	3.16	3.07	2.55	2.79	3.06	3.49	2.96	3.17
2	231	3.37	3.18	3.12	2.39	2.91	3.10	3.42	2.89	2.94
3	387	3.40	3.24	3.04	2.54	2.89	2.93	3.52	2.97	3.20
4	440	3.18	2.94	2.95	2.45	2.69	2.95	3.31	2.60	3.13
5	335	3.88	3.57	3.51	2.54	2.98	3.03	3.85	2.96	3.14
6	216	3.29	3.02	2.93	2.32	2.60	2.91	3.68	2.62	2.88
7	661	3.46	3.29	3.06	2.50	2.77	2.92	3.66	2.72	2.93
8	476	3.32	3.19	3.01	2.40	2.57	2.85	3.39	2.63	2.91
9	280	3.71	3.45	3.36	2.65	2.96	3.00	3.79	2.86	2.97
10	408	3.45	3.29	2.95	2.41	2.64	2.83	3.63	2.54	2.89
11	509	3.50	3.22	3.24	2.73	3.01	3.15	3.66	2.87	3.12
12	368	3.50	3.34	3.22	2.51	2.88	3.04	3.33	2.79	3.08
15	561	3.36	2.61	2.85	2.45	2.52	2.95	3.72	2.67	2.88
16	686	3.37	3.41	3.14	2.46	2.79	2.97	3.63	2.68	2.99
17	305	3.27	3.01	2.75	2.33	2.69	2.89	3.32	2.66	2.93
18	385	3.30	3.17	3.13	2.38	2.83	2.96	3.31	2.74	3.00
19	261	3.25	3.23	3.00	2.45	2.51	2.79	3.47	2.55	2.85
20	684	3.26	3.10	3.05	2.32	2.65	2.97	3.49	2.61	2.90
21	259	3.73	3.57	3.18	2.48	2.86	3.28	3.36	2.93	2.85
22	859	3.66	3.67	3.33	2.58	3.09	2.93	3.47	2.97	2.96
23	357	3.46	3.13	3.13	2.58	2.91	3.06	3.57	2.77	3.16

5 point scale: 1= unmet need ... 5 = met need

Appendix 4: 2007 CHALENG Integration and Implementation Scores by VA Facility - Community Provider Assessment

VISN	VA Facility - 2007 Name	Provider Respondents N=	VA Access*	VA Service Coordination*	Regular Meetings	Service Co-Location	Cross Training	Interagency Agreement	Client Tracking
1	VA Boston HCS (VAMC Boston - 523 and VAMC W. Roxbury - 523A4), VAMC Brockton, MA - 523A5 and VAH Bedford, MA	22	3.67	3.81	3.05	3.10	2.20	2.79	1.74
1	VA Connecticut HCS (VAMC Newington and VAMC West Haven)	42	3.53	4.00	2.89	1.94	2.29	2.79	1.85
1	VAM&ROC Togus, ME - 402	18	3.06	3.20	2.27	2.06	2.07	1.93	1.60
1	VAM&ROC White River Junction, VT - 405	33	3.31	3.32	2.50	1.71	1.94	2.25	1.52
1	VAMC Manchester, NH - 608	33	3.61	3.36	2.23	1.50	1.73	2.14	1.70
1	VAMC Northampton, MA - 631 (Leeds)	41	3.41	3.32	2.61	2.47	2.17	2.32	1.70
1	VAMC Providence, RI - 650, Bristol, CT	14	3.14	3.29	2.21	1.64	1.50	2.07	1.36
2	VA Western New York HCS - (VAMC Batavia - 528A4 and VAMC Buffalo - 528)	39	3.71	3.45	2.03	1.73	1.61	2.03	1.33
2	VAMC Albany, NY - 500	29	4.00	3.81	3.00	2.00	2.17	3.04	1.96
2	VAMC Canandaigua, NY - 528A5, Bath, NY, Rochester, NY	18	3.24	3.06	2.06	1.88	1.65	1.75	1.47
2	VAMC Syracuse, NY - 670	25	2.95	3.00	2.27	1.74	1.65	2.00	1.64
3	VA Hudson Valley HCS (VAMC Castle Point - 620A4 and VAH Montrose - 620)	25	3.40	3.79	2.75	1.92	1.83	2.33	1.52
3	VA New Jersey HCS (VAMC East Orange - 561 and VAMC Lyons - 561A4)	4	3.00	3.67	2.25	1.50	1.50	2.25	1.00
3	VAMC Bronx, NY - 526, VA New York Harbor HCS (VAMC Brooklyn - 630A4 and VAMC New York - 630)	57	3.38	3.00	2.41	1.96	1.75	2.28	1.52
3	VAMC Northport, NY - 632	28	3.78	3.89	2.81	2.15	2.17	2.68	1.73
4	VA Pittsburgh HCS, PA (VAMC Pittsburgh (HD) - 646A5 and VAMC Pittsburgh (UD) - 646)	21	4.16	4.06	2.07	1.67	2.00	1.67	1.40
4	VAM&ROC Wilmington, DE - 460	59	2.90	2.91	1.54	1.41	1.41	1.49	1.41
4	VAMC Altoona, PA - 503	8	5.00	5.00	1.75	1.38	1.25	1.75	1.00
4	VAMC Butler, PA - 529	32	3.93	3.74	2.48	1.83	1.83	1.89	1.39
4	VAMC Clarksburg, WV - 540	26	3.96	4.33	3.14	2.41	2.82	3.00	2.33
4	VAMC Coatesville - 542	16	3.50	3.63	3.00	2.64	2.43	3.00	1.79
4	VAMC Erie, PA - 562	12	3.40	3.56	2.50	1.33	2.00	2.22	1.56

* Integration items (VA accessibility/service coordination): 5 point scale (1=not ... 5=highly). Implementation items: 4 point scale (1=none 2=low 3=moderate 4=high)

Appendix 4: 2007 CHALENG Integration and Implementation Scores by VA Facility - Community Provider Assessment

VISN	VA Facility - 2007 Name	Provider Respondents N=	VA Access*	VA Service Coordination*	Regular Meetings	Service Co-Location	Cross Training	Interagency Agreement	Client Tracking
4	VAMC Lebanon, PA - 595	25	3.29	3.68	2.78	2.04	2.09	2.32	1.59
4	VAMC Philadelphia, PA - 642	49	3.17	3.11	2.20	1.59	1.74	1.98	1.54
4	VAMC Wilkes-Barre, PA - 693	42	3.98	4.11	2.52	2.02	2.10	2.14	1.67
5	VA Maryland HCS (VAMC Baltimore - 512, VAMC Fort Howard - 512A4 and VAMC Perry Point - 512A5)	55	3.54	3.79	2.85	2.08	2.16	2.51	1.94
5	VAMC Martinsburg, WV - 613	12	3.73	4.00	3.17	2.08	2.08	2.64	1.56
5	VAMC Washington, DC - 688	28	2.96	2.93	1.92	1.46	1.85	2.00	1.42
6	VAMC Asheville, NC - 637	22	3.67	3.86	3.05	2.09	1.90	2.73	1.68
6	VAMC Beckley, WV - 517	10	3.40	3.10	2.00	1.22	1.78	1.33	1.00
6	VAMC Durham, NC - 558	8	2.75	2.75	2.25	1.14	1.50	1.57	1.38
6	VAMC Fayetteville, NC - 565	8	3.57	3.29	2.40	2.40	2.00	2.00	2.00
6	VAMC Hampton, VA - 590	16	3.13	3.25	2.27	1.69	1.81	1.93	1.13
6	VAMC Richmond, VA - 652	4	4.25	4.50	3.25	3.75	3.00	3.25	2.25
6	VAMC Salem, VA - 658	17	3.88	4.35	2.81	1.75	1.50	2.14	1.21
6	VAMC Salisbury, NC - 659	39	2.95	3.52	2.24	2.03	1.93	2.20	1.56
7	VA Central Alabama HCS (VAMC Montgomery - 619 and VAMC Tuskegee - 619A4)	30	3.18	3.50	2.52	3.00	2.54	2.85	2.50
7	VAMC - Augusta, GA - 509	16	3.44	2.93	2.62	1.79	2.00	2.14	1.29
7	VAMC Atlanta, GA - 508 (Decatur, GA)	12	3.83	3.55	2.80	2.10	2.20	2.80	2.50
7	VAMC Birmingham, AL - 521	16	3.56	3.47	2.56	2.06	1.93	2.50	1.69
7	VAMC Charleston, SC - 534	26	3.74	3.91	2.87	1.75	2.00	2.35	1.29
7	VAMC Columbia, SC - 544	48	3.27	3.74	2.52	1.95	2.20	2.21	1.61
7	VAMC Dublin, GA - 557	22	3.47	3.50	2.41	1.81	1.86	1.95	1.57
7	VAMC Tuscaloosa, AL - 679	9	4.00	3.86	2.67	1.78	1.56	2.33	1.56
8	VA North Florida/South Georgia HCS (VAMC Gainesville - 573 and VAMC Lake City - 573A4)	43	3.71	3.67	2.88	2.23	2.07	2.67	1.95
8	VAH Tampa, FL - 673	19	3.39	3.63	2.00	1.46	1.42	1.85	1.62
8	VAMC Bay Pines - 516	39	3.56	3.90	2.67	2.18	1.84	2.35	1.81
8	VAMC Miami, FL - 546	47	3.75	3.64	2.74	2.14	2.20	2.30	1.80
8	VAMC West Palm Beach, FL - 548	7	3.86	4.14	2.86	1.71	2.86	2.57	1.57
8	VAMC San Juan, PR - 672	9	3.63	3.38	2.14	2.00	1.71	1.29	1.43

* Integration items (VA accessibility/service coordination): 5 point scale (1=not ... 5=highly). Implementation items: 4 point scale (1=none 2=low 3=moderate 4=high)

Appendix 4: 2007 CHALENG Integration and Implementation Scores by VA Facility - Community Provider Assessment

VISN	VA Facility - 2007 Name	Provider Respondents N=	VA Access*	VA Service Coordination*	Regular Meetings	Service Co-Location	Cross Training	Interagency Agreement	Client Tracking
8	VAMC Orlando, FL-675	9	3.33	3.13	1.89	1.50	1.38	1.89	1.25
9	VAMC Huntington, WV - 581	17	3.53	3.56	2.63	2.00	1.60	2.13	1.56
9	VAMC Lexington, KY - 596	6	4.00	4.33	3.00	2.17	2.17	3.17	2.00
9	VAMC Louisville, KY - 603	19	3.89	3.89	2.67	2.00	2.06	2.61	2.06
9	VAMC Memphis, TN - 614	11	3.56	3.14	2.00	1.40	1.67	1.17	1.25
9	VAMC Mountain Home, TN - 621	18	4.44	4.39	2.33	1.44	2.06	2.22	1.83
9	VAMC Nashville, TN - 626 (Nashville and Murfreesboro)	30	3.97	3.72	2.86	1.85	2.14	2.71	2.39
10	VAMC Chillicothe, OH - 538	84	3.13	2.89	1.91	1.29	1.48	1.65	1.19
10	VAMC Cincinnati, OH - 539 (Ft. Thomas, KY)	18	4.00	3.94	2.94	2.56	1.94	2.72	1.78
10	VAMC Cleveland, OH - 541 (Brecksville, OH)	32	3.84	4.06	3.03	2.52	2.35	2.71	1.78
10	VAMC Dayton, OH - 552	19	3.25	4.06	2.13	1.87	1.50	2.40	1.21
10	VAOPC Columbus, OH - 757 (Grove City, OH)	8	4.13	3.50	2.14	2.57	1.86	2.29	1.29
11	VAOPC Toledo, OH and VA Ann Arbor HCS, MI - 506	40	4.03	4.19	3.14	2.19	2.06	2.65	1.74
11	VA Northern Indiana HCS (VAMC Fort Wayne - 610A4 and VAMC Marion - 610)								
11	VAMC Battle Creek, MI - 515	42	3.83	3.65	2.73	2.59	2.18	2.39	1.89
11	VAMC Danville, IL - 550	8	3.88	4.13	3.25	1.88	2.13	3.13	1.88
11	VAMC Detroit, MI - 553	62	3.66	3.57	2.52	2.09	2.08	2.02	2.08
11	VAMC Indianapolis - 583	25	3.83	3.79	3.00	2.28	2.64	3.22	2.58
11	VAMC Saginaw, MI - 655	11	3.18	3.10	1.67	1.30	1.20	1.10	1.10
12	VAH Hines, IL - 578 and VA Chicago HCS (VAMC Chicago (LS) - 537A4 and VAMC Chicago (WS) - 537)	19	3.47	3.74	3.06	2.19	1.94	3.00	1.56
12	VAH Madison, WI - 607	32	3.71	4.00	2.76	2.07	2.10	2.66	1.86
12	VAMC Iron Mountain, MI - 585	23	3.68	3.85	2.87	2.00	2.18	1.95	1.64
12	VAMC Milwaukee, WI - 695	29	3.39	3.21	1.74	1.44	1.41	1.59	1.30
12	VAMC North Chicago, IL - 556	20	4.05	3.42	2.10	1.75	1.75	2.00	1.55
12	VAMC Tomah, WI - 676	18	3.28	3.50	2.44	1.83	2.06	1.94	1.44

* Integration items (VA accessibility/service coordination): 5 point scale (1=not ... 5=highly). Implementation items: 4 point scale (1=none 2=low 3=moderate 4=high)

Appendix 4: 2007 CHALENG Integration and Implementation Scores by VA Facility - Community Provider Assessment

VISN	VA Facility - 2007 Name	Provider Respondents N=	VA Access*	VA Service Coordination*	Regular Meetings	Service Co-Location	Cross Training	Interagency Agreement	Client Tracking
15	VA Eastern Kansas HCS (VAMC Leavenworth - 677A4)	19	4.00	3.94	2.47	2.20	1.86	2.19	1.43
15	VAH Columbia, MO - 543	46	3.39	3.14	2.21	1.68	1.84	1.89	1.73
15	VAM&ROC Wichita, KS - 452	25	3.76	3.64	2.27	1.18	1.50	1.68	1.27
15	VAMC Kansas City, MO - 589	16	2.86	2.71	1.44	1.31	1.19	1.25	1.13
15	VAMC Marion, IL - 609	15	2.93	3.07	1.67	1.27	1.40	1.73	1.27
15	VAMC Poplar Bluff, MO - 647	8	3.88	4.00	2.17	2.00	1.67	1.83	1.00
15	VAMC St. Louis, MO - 657	12	3.50	3.73	2.91	1.64	1.73	2.18	1.80
15	VAMC Topeka - 677	15	4.15	3.92	2.08	1.23	1.46	1.92	1.75
16	VA Central Arkansas HCS - 598	16	3.69	3.06	2.56	1.69	1.81	2.56	1.81
16	VA Gulf Coast HCS - 520, Biloxi, MS, Pensacola, FL	8	3.50	3.63	2.00	1.38	1.25	1.50	2.00
16	VAMC Alexandria, LA - 502	41	3.47	3.52	2.77	2.27	1.93	2.31	1.89
16	VAMC Fayetteville, AR - 564	10	4.90	4.70	3.30	1.90	2.20	2.90	1.60
16	VAMC Houston, TX - 580	37	3.43	3.15	2.35	1.86	1.89	2.03	1.54
16	VAMC Jackson, MS - 586	26	4.42	4.31	3.46	2.50	2.29	2.96	2.17
16	VAMC New Orleans, LA - 629	31	3.10	3.30	2.19	1.59	1.72	2.30	1.50
16	VAMC Oklahoma City, OK - 635	16	3.00	3.71	2.71	1.43	2.07	2.14	1.29
16	VAMC Shreveport, LA - 667	41	3.93	3.83	2.47	1.85	2.21	2.36	1.82
16	VAMC Muskogee, OK- 623 (Tulsa, OK)	28	3.32	3.36	2.07	1.46	1.46	1.81	1.78
17	VA Central Texas HCS (VAMC Marlin - 674A5, VAMC Temple - 674, VAMC Waco - 674A4 and VAOPC Austin - 674BY)	27	3.41	3.26	2.56	2.13	1.76	1.96	1.63
17	VA North Texas HCS (VAMC Bonham - 549A4 and VAMC Dallas - 549)	29	3.46	3.41	2.67	1.70	1.77	2.07	1.54
17	VA South Texas Veterans HCS (VA OPC Corpus Christi, TX - 671BZ)	28	3.07	3.07	2.38	1.63	1.71	2.00	1.83
17	VA South Texas Veterans HCS (VAMC Kerrville - 671A4 and VAH San Antonio - 671)	33	3.68	3.42	2.43	1.70	1.87	2.27	1.90
18	El Paso VA HCS, TX - 756	40	3.70	3.68	2.68	2.38	2.33	2.59	1.95
18	VA New Mexico HCS - 501	24	3.23	3.35	2.46	1.87	1.63	2.09	1.43
18	VA Northern Arizona HCS - 649	13	3.62	3.00	2.00	2.70	1.82	2.11	1.44
18	VA Southern Arizona HCS - 678	37	3.95	3.86	3.09	1.82	2.14	2.70	1.95

* Integration items (VA accessibility/service coordination): 5 point scale (1=not ... 5=highly). Implementation items: 4 point scale (1=none 2=low 3=moderate 4=high)

Appendix 4: 2007 CHALENG Integration and Implementation Scores by VA Facility - Community Provider Assessment

VISN	VA Facility - 2007 Name	Provider Respondents N=	VA Access*	VA Service Coordination*	Regular Meetings	Service Co-Location	Cross Training	Interagency Agreement	Client Tracking
18	VAMC Amarillo, TX - 504	11	4.27	4.00	3.44	1.50	2.50	2.60	1.50
18	VA West Texas HCS - 519	15	3.15	2.77	1.64	1.27	1.36	1.83	1.55
18	VAMC Phoenix, AZ - 644	44	3.16	3.20	2.12	1.93	1.83	2.08	1.63
19	VA Montana HCS (VAM&ROC Ft. Harrison - 436 and VA Eastern Montana HCS - 436A4), Miles City, MT								
19	VA Southern Colorado HCS, (Colorado Springs-567)	14	3.36	3.29	1.64	1.00	1.33	1.33	1.44
19	VAM&ROC Cheyenne, WY - 442	30	3.79	3.64	2.59	1.71	1.73	1.83	1.23
19	VA Eastern Colorado HCS (VAMC Denver - 554)	14	3.07	3.31	2.23	2.00	1.62	2.08	1.77
19	VAMC Grand Junction, CO - 575	5	4.20	4.20	3.60	2.80	2.40	3.40	1.60
19	VAMC Salt Lake City, UT - 660	8	3.38	3.50	3.13	3.38	1.75	2.50	1.88
19	VAMC Sheridan, WY - 666	16	3.80	3.67	2.67	1.94	1.80	2.44	1.53
20	VA Alaska HCS & RO - 463	17	3.82	3.65	2.60	2.44	1.67	2.47	1.57
20	VA DOM White City, OR - 692	16	3.88	3.60	3.00	2.07	2.20	2.86	1.71
20	VA Puget Sound HCS (VAMC American Lake - 663A4 and VAMC Seattle, WA - 663), Tacoma, WA	109	2.66	2.74	2.20	1.50	1.61	1.93	1.43
20	VA Roseburg HCS, OR - 653 (Eugene, OR)	21	3.24	3.25	3.00	2.29	2.29	1.94	1.47
20	VAMC Boise, ID - 531	4	4.25	4.25	3.00	1.25	1.75	2.25	1.50
20	VAMC Portland, OR - 648	30	2.93	2.78	2.48	1.69	1.58	2.31	1.42
20	VAMC Spokane, WA - 668	34	4.00	3.94	3.21	2.59	2.18	3.06	1.67
20	VAMC Walla Walla, WA - 687	1	5.00	4.00	4.00	3.00	2.00	4.00	1.00
21	VA Central California HCS, CA - 570	12	4.00	3.90	2.91	1.91	1.82	2.36	1.73
21	VA Northern California HCS - 612 (Martinez, Oakland and Sacramento)	13	3.38	4.08	3.17	2.25	1.83	3.17	2.09
21	VA Palo Alto HCS (VAMC Livermore - 640A4 and VAMC Palo Alto - 640), Menlo Park, CA	14	4.07	4.43	3.79	2.64	2.64	3.43	2.64
21	VA Sierra Nevada HCS, NV - 654	10	3.89	3.56	2.44	1.67	1.44	1.78	1.78
21	VAM&ROC Honolulu, HI - 459	7	4.00	3.86	3.33	2.33	2.00	2.60	2.00
21	VAMC San Francisco, CA - 662	6	4.00	3.83	2.67	2.00	1.50	2.60	2.00

* Integration items (VA accessibility/service coordination): 5 point scale (1=not ... 5=highly). Implementation items: 4 point scale (1=none 2=low 3=moderate 4=high)

Appendix 4: 2007 CHALENG Integration and Implementation Scores by VA Facility - Community Provider Assessment

VISN	VA Facility - 2007 Name	Provider Respondents N=	VA Access*	VA Service Coordination*	Regular Meetings	Service Co-Location	Cross Training	Interagency Agreement	Client Tracking
22	VA Greater Los Angeles HCS (VAOPC Los Angeles - 691GE, VAMC Sepulveda - 691A4 and VAMC West Los Angeles - 691)	46	3.66	3.83	3.10	2.45	2.43	3.00	1.88
22	VA Southern Nevada HCS - 593	84	3.41	3.51	2.75	1.95	2.23	2.48	2.05
22	VAMC Loma Linda, CA - 605	6	3.17	3.33	2.80	1.80	2.00	2.60	2.20
22	VAMC Long Beach, CA - 600	28	3.38	3.72	2.70	2.46	2.27	2.22	1.63
22	VAMC San Diego, CA - 664	55	3.65	3.75	2.84	2.50	2.33	2.68	2.06
23	VA Black Hills HCS (VAMC Fort Meade - 568 and VAMC Hot Springs - 568A4)	13	3.69	3.92	2.00	1.00	1.00	2.00	2.00
23	VAH&ROC Sioux Falls, SD - 438	27	3.33	3.41	2.08	1.38	1.54	1.77	1.27
23	VAM&ROC Fargo, ND - 437	50	3.36	3.57	2.40	1.41	1.67	2.14	1.24
23	VAMC Minneapolis, MN - 618, and Superior, WI	13	3.92	4.23	3.80	2.70	2.20	3.64	2.55
23	VAMC St. Cloud, MN - 656	22	3.90	3.95	2.50	1.50	2.00	1.90	1.23
23	VA Central Iowa HCS (VAMC Des Moines - 555, VAMC Knoxville - 555A4)	18	3.35	3.13	2.19	1.25	1.50	1.81	1.38
23	VA HCS (VAMC Grand Island - 597A4, VAMC Lincoln - 597 and VAMC Omaha- 636)	22	3.77	3.81	2.68	1.41	1.59	2.23	1.48
23	VAMC Iowa City, IA - 584	53	3.94	4.02	2.67	1.98	1.91	2.54	1.79

* Integration items (VA accessibility/service coordination): 5 point scale (1=not ... 5=highly). Implementation items: 4 point scale (1=none 2=low 3=moderate 4=high)

Appendix 4: 2007 CHALENG Integration and Implementation Scores by VA Facility - Community Provider Assessment

VISN	VA Facility - 2007 Name	Provider Respondents N=	Joint Funding	Standard Forms	Joint Service Teams	Combined Programs	Flexible Funding	Special Waivers	System Coordinator
1	VA Boston HCS (VAMC Boston - 523 and VAMC W. Roxbury - 523A4), VAMC Brockton, MA - 523A5 and VAH Bedford, MA	22	2.41	2.28	2.63	2.00	1.59	1.75	1.82
1	VA Connecticut HCS (VAMC Newington and VAMC West Haven)	42	1.63	1.91	2.48	2.22	1.67	1.75	2.16
1	VAM&ROC Togus, ME - 402	18	2.36	1.93	2.54	2.13	1.71	1.64	2.40
1	VAM&ROC White River Junction, VT - 405	33	1.50	1.57	1.84	1.76	1.83	1.62	1.93
1	VAMC Manchester, NH - 608	33	1.63	1.63	2.30	1.67	1.45	1.55	1.59
1	VAMC Northampton, MA - 631 (Leeds)	41	1.82	1.94	2.39	2.13	1.66	1.66	2.00
1	VAMC Providence, RI - 650, Bristol, CT	14	1.86	1.71	2.21	1.64	1.57	1.36	1.43
2	VA Western New York HCS - (VAMC Batavia - 528A4 and VAMC Buffalo - 528)	39	1.38	1.32	1.78	1.71	1.45	1.58	1.74
2	VAMC Albany, NY - 500	29	1.83	1.96	2.71	1.96	1.67	1.79	2.08
2	VAMC Canandaigua, NY - 528A5, Bath, NY, Rochester, NY	18	1.47	1.29	1.76	1.41	1.50	1.35	1.47
2	VAMC Syracuse, NY - 670	25	1.62	1.86	1.64	1.59	1.45	1.38	1.38
3	VA Hudson Valley HCS (VAMC Castle Point - 620A4 and VAH Montrose - 620)	25	1.67	1.83	2.17	1.92	1.58	1.83	2.00
3	VA New Jersey HCS (VAMC East Orange - 561 and VAMC Lyons - 561A4)	4	2.25	2.00	2.25	1.75	1.25	1.50	1.75
3	VAMC Bronx, NY - 526, VA New York Harbor HCS (VAMC Brooklyn - 630A4 and VAMC New York - 630)	57	1.49	1.72	1.83	1.75	1.49	1.63	1.56
3	VAMC Northport, NY - 632	28	1.79	2.15	2.48	2.04	1.84	1.92	2.35
4	VA Pittsburgh HCS, PA (VAMC Pittsburgh (HD) - 646A5 and VAMC Pittsburgh (UD) - 646)	21	1.47	1.67	1.80	1.80	1.73	1.60	1.73
4	VAM&ROC Wilmington, DE - 460	59	1.28	1.34	1.40	1.32	1.28	1.19	1.26
4	VAMC Altoona, PA - 503	8	1.25	1.25	1.75	1.63	1.25	1.25	1.38
4	VAMC Butler, PA - 529	32	1.71	1.48	2.08	1.96	1.56	1.74	1.85
4	VAMC Clarksburg, WV - 540	26	1.91	2.45	2.81	2.82	2.32	2.18	2.77
4	VAMC Coatesville - 542	16	2.38	2.58	2.92	3.00	2.25	2.23	2.67
4	VAMC Erie, PA - 562	12	1.44	1.33	1.89	2.22	2.00	2.00	2.11

* Integration items (VA accessibility/service coordination): 5 point scale (1=not ... 5=highly). Implementation items: 4 point scale (1=none 2=low 3=moderate 4=high)

Appendix 4: 2007 CHALENG Integration and Implementation Scores by VA Facility - Community Provider Assessment

VISN	VA Facility - 2007 Name	Provider Respondents N=	Joint Funding	Standard Forms	Joint Service Teams	Combined Programs	Flexible Funding	Special Waivers	System Coordinator
4	VAMC Lebanon, PA - 595	25	1.70	1.86	2.27	1.91	1.87	1.73	1.74
4	VAMC Philadelphia, PA - 642	49	1.70	1.62	1.93	1.84	1.61	1.55	1.93
4	VAMC Wilkes-Barre, PA - 693	42	1.74	1.88	2.19	1.98	1.79	1.81	1.90
5	VA Maryland HCS (VAMC Baltimore - 512, VAMC Fort Howard - 512A4 and VAMC Perry Point - 512A5)	55	2.08	2.12	2.57	2.26	1.92	1.83	1.92
5	VAMC Martinsburg, WV - 613	12	1.36	1.55	2.27	1.50	1.36	1.60	2.09
5	VAMC Washington, DC - 688	28	1.42	1.80	1.76	2.00	1.54	1.81	1.73
6	VAMC Asheville, NC - 637	22	1.64	1.73	2.67	2.33	1.70	1.67	2.27
6	VAMC Beckley, WV - 517	10	1.11	1.11	1.44	1.44	1.33	1.22	1.56
6	VAMC Durham, NC - 558	8	1.38	1.25	1.33	1.33	1.17	1.17	1.83
6	VAMC Fayetteville, NC - 565	8	1.75	2.40	2.25	2.25	2.25	2.00	2.50
6	VAMC Hampton, VA - 590	16	1.38	1.44	1.69	1.88	1.38	1.38	1.69
6	VAMC Richmond, VA - 652	4	3.00	3.50	3.50	3.00	2.25	2.25	2.25
6	VAMC Salem, VA - 658	17	1.07	1.57	1.62	1.29	1.00	1.46	1.38
6	VAMC Salisbury, NC - 659	39	1.56	1.73	2.17	1.80	1.41	1.35	1.46
7	VA Central Alabama HCS (VAMC Montgomery - 619 and VAMC Tuskegee - 619A4)	30	2.59	2.64	2.78	2.68	2.46	2.64	2.57
7	VAMC - Augusta, GA - 509	16	1.36	1.50	1.93	2.14	1.79	1.79	1.77
7	VAMC Atlanta, GA - 508 (Decatur, GA)	12	2.00	2.40	2.50	2.40	2.00	2.40	2.10
7	VAMC Birmingham, AL - 521	16	1.56	1.50	2.13	1.81	1.69	1.44	1.63
7	VAMC Charleston, SC - 534	26	1.58	1.67	2.43	1.65	1.41	1.41	1.95
7	VAMC Columbia, SC - 544	48	1.51	2.16	2.37	1.98	1.71	1.74	1.91
7	VAMC Dublin, GA - 557	22	1.67	1.57	1.71	2.00	1.55	1.48	1.67
7	VAMC Tuscaloosa, AL - 679	9	1.67	1.67	2.00	1.44	1.67	1.78	2.11
8	VA North Florida/South Georgia HCS (VAMC Gainesville - 573 and VAMC Lake City - 573A4)	43	2.13	2.08	2.62	2.38	1.97	2.03	2.31
8	VAH Tampa, FL - 673	19	1.75	1.25	1.92	1.75	1.67	1.25	1.50
8	VAMC Bay Pines - 516	39	1.73	1.71	2.31	2.00	1.65	1.81	2.18
8	VAMC Miami, FL - 546	47	1.73	2.23	2.25	2.15	1.85	1.80	2.15
8	VAMC West Palm Beach, FL - 548	7	1.43	2.00	2.57	2.57	1.43	1.29	1.57
8	VAMC San Juan, PR - 672	9	1.33	1.29	2.14	2.00	1.43	1.29	1.71

* Integration items (VA accessibility/service coordination): 5 point scale (1=not ... 5=highly). Implementation items: 4 point scale (1=none 2=low 3=moderate 4=high)

Appendix 4: 2007 CHALENG Integration and Implementation Scores by VA Facility - Community Provider Assessment

VISN	VA Facility - 2007 Name	Provider Respondents N=	Joint Funding	Standard Forms	Joint Service Teams	Combined Programs	Flexible Funding	Special Waivers	System Coordinator
8	VAMC Orlando, FL-675	9	1.63	1.88	2.29	2.00	1.57	1.71	1.57
9	VAMC Huntington, WV - 581	17	1.63	1.53	1.94	1.81	1.53	1.40	1.44
9	VAMC Lexington, KY - 596	6	2.00	2.50	2.50	2.17	1.83	1.67	2.00
9	VAMC Louisville, KY - 603	19	1.82	1.88	2.39	2.28	1.72	1.61	2.11
9	VAMC Memphis, TN - 614	11	1.33	1.00	1.40	1.40	1.33	1.80	1.83
9	VAMC Mountain Home, TN - 621	18	2.00	1.56	1.94	1.61	1.71	1.47	1.72
9	VAMC Nashville, TN - 626 (Nashville and Murfreesboro)	30	2.29	2.57	2.63	2.57	2.07	2.18	2.18
10	VAMC Chillicothe, OH - 538	84	1.33	1.35	1.50	1.59	1.56	1.47	1.60
10	VAMC Cincinnati, OH - 539 (Ft. Thomas, KY)	18	2.06	2.22	2.24	2.29	2.00	2.12	1.88
10	VAMC Cleveland, OH - 541 (Brecksville, OH)	32	2.00	2.00	2.75	2.25	1.81	1.88	2.29
10	VAMC Dayton, OH - 552	19	1.21	1.21	1.87	1.93	1.33	1.57	1.67
10	VAOPC Columbus, OH - 757 (Grove City, OH)	8	1.43	1.71	1.86	1.86	1.57	1.43	1.57
11	VAOPC Toledo, OH and VA Ann Arbor HCS, MI - 506	40	1.67	2.29	2.85	2.03	1.79	1.94	2.13
11	VA Northern Indiana HCS (VAMC Fort Wayne - 610A4 and VAMC Marion - 610)								
11	VAMC Battle Creek, MI - 515	42	2.10	2.15	2.22	2.30	2.11	2.22	2.22
11	VAMC Danville, IL - 550	8	1.86	2.75	3.00	2.75	2.00	2.00	2.00
11	VAMC Detroit, MI - 553	62	1.71	2.15	2.30	2.15	2.04	1.85	2.15
11	VAMC Indianapolis - 583	25	2.71	2.75	2.75	2.79	2.79	2.58	2.92
11	VAMC Saginaw, MI - 655	11	1.00	1.10	1.20	1.20	1.11	1.22	1.33
12	VAH Hines, IL - 578 and VA Chicago HCS (VAMC Chicago (LS) - 537A4 and VAMC Chicago (WS) - 537)	19	1.94	1.81	2.69	2.33	2.06	1.88	2.50
12	VAH Madison, WI - 607	32	1.76	2.00	2.26	2.21	1.96	2.21	2.37
12	VAMC Iron Mountain, MI - 585	23	1.45	1.59	2.09	1.68	1.55	1.64	2.32
12	VAMC Milwaukee, WI - 695	29	1.26	1.26	1.56	1.26	1.26	1.26	1.26
12	VAMC North Chicago, IL - 556	20	1.40	1.35	1.85	1.65	1.40	1.55	1.80
12	VAMC Tomah, WI - 676	18	1.33	2.17	2.17	1.67	1.39	1.50	1.61

* Integration items (VA accessibility/service coordination): 5 point scale (1=not ... 5=highly). Implementation items: 4 point scale (1=none 2=low 3=moderate 4=high)

Appendix 4: 2007 CHALENG Integration and Implementation Scores by VA Facility - Community Provider Assessment

VISN	VA Facility - 2007 Name	Provider Respondents N=	Joint Funding	Standard Forms	Joint Service Teams	Combined Programs	Flexible Funding	Special Waivers	System Coordinator
15	VA Eastern Kansas HCS (VAMC Leavenworth - 677A4)	19	1.47	1.60	2.33	1.80	1.36	1.43	1.57
15	VAH Columbia, MO - 543	46	1.60	1.49	1.93	1.95	1.56	1.57	1.89
15	VAM&ROC Wichita, KS - 452	25	1.18	1.29	1.57	1.36	1.18	1.52	1.38
15	VAMC Kansas City, MO - 589	16	1.06	1.13	1.44	1.25	1.07	1.20	1.07
15	VAMC Marion, IL - 609	15	1.07	1.07	1.27	1.33	1.13	1.27	1.33
15	VAMC Poplar Bluff, MO - 647	8	1.20	1.40	2.20	1.40	1.40	1.60	2.00
15	VAMC St. Louis, MO - 657	12	1.60	1.45	2.40	1.70	1.60	1.40	2.00
15	VAMC Topeka - 677	15	1.62	1.45	1.82	1.86	1.58	1.40	1.45
16	VA Central Arkansas HCS - 598	16	1.31	1.75	2.00	1.88	1.69	1.81	1.69
16	VA Gulf Coast HCS - 520, Biloxi, MS, Pensacola, FL	8	1.38	1.38	1.38	1.38	1.25	1.25	1.75
16	VAMC Alexandria, LA - 502	41	2.14	2.04	2.18	2.04	1.71	1.93	2.04
16	VAMC Fayetteville, AR - 564	10	1.90	2.90	2.70	2.30	1.60	2.10	2.00
16	VAMC Houston, TX - 580	37	1.55	1.81	2.00	2.03	1.54	1.52	1.85
16	VAMC Jackson, MS - 586	26	2.54	2.38	3.00	2.58	2.42	2.42	2.50
16	VAMC New Orleans, LA - 629	31	1.59	1.85	2.19	1.88	1.62	1.62	2.04
16	VAMC Oklahoma City, OK - 635	16	1.43	1.86	2.36	2.29	1.57	1.57	2.07
16	VAMC Shreveport, LA - 667	41	1.79	1.88	2.00	1.94	1.75	1.75	1.91
16	VAMC Muskogee, OK- 623 (Tulsa, OK)	28	1.30	1.43	1.68	1.64	1.35	1.42	1.58
17	VA Central Texas HCS (VAMC Marlin - 674A5, VAMC Temple - 674, VAMC Waco - 674A4 and VAOPC Austin - 674BY)	27	1.64	1.64	1.96	1.92	1.52	1.75	1.92
17	VA North Texas HCS (VAMC Bonham - 549A4 and VAMC Dallas - 549)	29	1.67	1.58	1.75	1.65	1.48	1.50	1.58
17	VA South Texas Veterans HCS (VA OPC Corpus Christi, TX - 671BZ)	28	1.50	1.65	1.91	1.78	1.57	1.48	1.78
17	VA South Texas Veterans HCS (VAMC Kerrville - 671A4 and VAH San Antonio - 671)	33	1.55	1.77	1.93	1.77	1.44	1.58	1.61
18	El Paso VA HCS, TX - 756	40	1.85	2.13	2.48	2.23	1.79	1.77	2.18
18	VA New Mexico HCS - 501	24	1.54	1.78	1.87	1.67	1.57	1.64	1.67
18	VA Northern Arizona HCS - 649	13	1.70	1.80	1.90	2.00	1.70	1.78	2.00
18	VA Southern Arizona HCS - 678	37	2.33	2.30	2.67	2.71	2.40	1.94	2.32

* Integration items (VA accessibility/service coordination): 5 point scale (1=not ... 5=highly). Implementation items: 4 point scale (1=none 2=low 3=moderate 4=high)

Appendix 4: 2007 CHALENG Integration and Implementation Scores by VA Facility - Community Provider Assessment

VISN	VA Facility - 2007 Name	Provider Respondents N=	Joint Funding	Standard Forms	Joint Service Teams	Combined Programs	Flexible Funding	Special Waivers	System Coordinator
18	VAMC Amarillo, TX - 504	11	1.30	1.45	2.00	1.60	1.30	1.45	2.10
18	VA West Texas HCS - 519	15	1.55	1.64	2.00	1.73	1.36	1.36	1.27
18	VAMC Phoenix, AZ - 644	44	1.60	1.70	1.95	1.90	1.56	1.51	1.64
19	VA Montana HCS (VAM&ROC Ft. Harrison - 436 and VA Eastern Montana HCS - 436A4), Miles City, MT								
19	VA Southern Colorado HCS, (Colorado Springs-567)	14	1.44	1.11	1.56	1.38	1.22	1.22	1.44
19	VAM&ROC Cheyenne, WY - 442	30	1.50	1.27	2.00	1.73	1.35	1.46	1.69
19	VA Eastern Colorado HCS (VAMC Denver - 554)	14	2.00	1.69	1.92	1.69	1.83	1.64	1.83
19	VAMC Grand Junction, CO - 575	5	1.00	2.20	2.20	2.00	1.80	1.40	2.20
19	VAMC Salt Lake City, UT - 660	8	2.25	2.50	2.38	2.25	1.88	1.75	2.00
19	VAMC Sheridan, WY - 666	16	1.53	1.53	2.20	1.87	1.73	1.80	1.87
20	VA Alaska HCS & RO - 463	17	1.50	1.86	2.43	2.21	1.36	1.50	1.36
20	VA DOM White City, OR - 692	16	2.07	1.67	2.67	2.13	1.93	2.07	2.21
20	VA Puget Sound HCS (VAMC American Lake - 663A4 and VAMC Seattle, WA - 663), Tacoma, WA	109	1.64	1.58	1.82	1.60	1.48	1.42	1.67
20	VA Roseburg HCS, OR - 653 (Eugene, OR)	21	1.53	1.69	2.38	2.13	1.44	1.81	1.69
20	VAMC Boise, ID - 531	4	2.00	1.50	1.75	2.00	1.50	1.50	1.50
20	VAMC Portland, OR - 648	30	1.81	1.77	2.08	1.96	1.65	1.73	1.78
20	VAMC Spokane, WA - 668	34	2.53	1.91	2.73	2.68	2.26	1.85	2.00
20	VAMC Walla Walla, WA - 687	1	1.00	2.00	1.00	1.00	1.00	1.00	1.00
21	VA Central California HCS, CA - 570	12	1.73	2.09	2.00	2.18	1.55	1.45	1.64
21	VA Northern California HCS - 612 (Martinez, Oakland and Sacramento)	13	2.33	2.42	2.75	2.42	1.92	1.83	2.17
21	VA Palo Alto HCS (VAMC Livermore - 640A4 and VAMC Palo Alto - 640), Menlo Park, CA	14	2.38	2.43	3.29	2.57	2.08	1.77	2.43
21	VA Sierra Nevada HCS, NV - 654	10	1.78	2.00	2.44	1.78	1.33	1.67	1.78
21	VAM&ROC Honolulu, HI - 459	7	1.83	1.80	2.80	2.60	2.00	2.20	2.40
21	VAMC San Francisco, CA - 662	6	2.33	2.20	3.00	2.67	1.25	1.50	2.25

* Integration items (VA accessibility/service coordination): 5 point scale (1=not ... 5=highly). Implementation items: 4 point scale (1=none 2=low 3=moderate 4=high)

Appendix 4: 2007 CHALENG Integration and Implementation Scores by VA Facility - Community Provider Assessment

VISN	VA Facility - 2007 Name	Provider Respondents N=	Joint Funding	Standard Forms	Joint Service Teams	Combined Programs	Flexible Funding	Special Waivers	System Coordinator
22	VA Greater Los Angeles HCS (VAOPC Los Angeles - 691GE, VAMC Sepulveda - 691A4 and VAMC West Los Angeles - 691)	46	1.93	2.38	2.64	2.17	1.85	1.80	1.88
22	VA Southern Nevada HCS - 593	84	2.03	2.13	2.38	2.20	1.98	2.02	2.15
22	VAMC Loma Linda, CA - 605	6	2.00	2.00	2.40	2.40	2.60	2.00	2.00
22	VAMC Long Beach, CA - 600	28	1.85	2.07	2.19	2.07	1.58	1.76	1.92
22	VAMC San Diego, CA - 664	55	2.16	2.38	2.69	2.34	1.93	1.82	2.07
23	VA Black Hills HCS (VAMC Fort Meade - 568 and VAMC Hot Springs - 568A4)	13	1.00	2.00	2.00	1.00	1.00	2.00	2.00
23	VAH&ROC Sioux Falls, SD - 438	27	1.40	1.31	1.62	1.72	1.24	1.36	1.80
23	VAM&ROC Fargo, ND - 437	50	1.27	1.85	2.04	1.69	1.31	1.39	1.43
23	VAMC Minneapolis, MN - 618, and Superior, WI	13	2.60	2.09	3.18	2.58	1.83	1.75	2.09
23	VAMC St. Cloud, MN - 656	22	1.27	1.36	2.14	1.86	1.50	1.32	1.73
23	VA Central Iowa HCS (VAMC Des Moines - 555, VAMC Knoxville - 555A4)	18	1.31	1.31	2.00	1.56	1.47	1.27	1.33
23	VA HCS (VAMC Grand Island - 597A4, VAMC Lincoln - 597 and VAMC Omaha- 636)	22	1.33	1.62	2.23	2.09	1.80	1.90	1.75
23	VAMC Iowa City, IA - 584	53	1.76	2.07	2.31	2.02	1.76	1.79	1.95

* Integration items (VA accessibility/service coordination): 5 point scale (1=not ... 5=highly). Implementation items: 4 point scale (1=none 2=low 3=moderate 4=high)

Appendix 5: FY 2007 Estimated Number of Homeless Veterans and Information Sources by VISN and VA - POC Site Assessment

VISN	VA Facility - 2007 Name	Number of Homeless Veterans Estimated for FY 07	HUD	US census	VA Low-Income veterans estimate	Local Homeless Surveys	VA Client Date	Local Homeless Provider Estimates	Staff Impressions
1	VA Boston HCS (VAMC Boston - 523 and VAMC W. Roxbury - 523A4), VAMC Brockton, MA - 523A5 and VAH Bedford, MA	1975	<input checked="" type="checkbox"/>			<input checked="" type="checkbox"/>		<input checked="" type="checkbox"/>	<input checked="" type="checkbox"/>
1	VA Connecticut HCS (VAMC Newington and VAMC West Haven)	3000	<input checked="" type="checkbox"/>			<input checked="" type="checkbox"/>	<input checked="" type="checkbox"/>	<input checked="" type="checkbox"/>	<input checked="" type="checkbox"/>
1	VAM&ROC Togus, ME - 402	100				<input checked="" type="checkbox"/>	<input checked="" type="checkbox"/>	<input checked="" type="checkbox"/>	<input checked="" type="checkbox"/>
1	VAM&ROC White River Junction, VT - 405	125	<input checked="" type="checkbox"/>			<input checked="" type="checkbox"/>		<input checked="" type="checkbox"/>	<input checked="" type="checkbox"/>
1	VAMC Manchester, NH - 608	250	<input checked="" type="checkbox"/>						
1	VAMC Northampton, MA - 631 (Leeds)	250					<input checked="" type="checkbox"/>	<input checked="" type="checkbox"/>	<input checked="" type="checkbox"/>
1	VAMC Providence, RI - 650, Bristol, CT	200				<input checked="" type="checkbox"/>	<input checked="" type="checkbox"/>	<input checked="" type="checkbox"/>	<input checked="" type="checkbox"/>
VISN 1 Total		5900							
2	VA Western New York HCS - (VAMC Batavia - 528A4 and VAMC Buffalo - 528)	720	<input checked="" type="checkbox"/>	<input checked="" type="checkbox"/>					
2	VAMC Albany, NY - 500	1300	<input checked="" type="checkbox"/>		<input checked="" type="checkbox"/>	<input checked="" type="checkbox"/>	<input checked="" type="checkbox"/>	<input checked="" type="checkbox"/>	<input checked="" type="checkbox"/>
2	VAMC Canandaigua, NY - 528A5, Bath, NY, Rochester, NY	200	<input checked="" type="checkbox"/>						<input checked="" type="checkbox"/>
2	VAMC Syracuse, NY - 670	93	<input checked="" type="checkbox"/>			<input checked="" type="checkbox"/>		<input checked="" type="checkbox"/>	
VISN 2 Total		2313							
3	VA Hudson Valley HCS (VAMC Castle Point - 620A4 and VAH Montrose - 620)	7000		<input checked="" type="checkbox"/>	<input checked="" type="checkbox"/>	<input checked="" type="checkbox"/>		<input checked="" type="checkbox"/>	<input checked="" type="checkbox"/>
3	VA New Jersey HCS (VAMC East Orange - 561 and VAMC Lyons - 561A4)	3500				<input checked="" type="checkbox"/>		<input checked="" type="checkbox"/>	<input checked="" type="checkbox"/>
3	VAMC Bronx, NY - 526, VA New York Harbor HCS (VAMC Brooklyn - 630A4 and VAMC New York - 630)	6500				<input checked="" type="checkbox"/>			
3	VAMC Northport, NY - 632	296	<input checked="" type="checkbox"/>						
VISN 3 Total		17296							

Appendix 5: FY 2007 Estimated Number of Homeless Veterans and Information Sources by VISN and VA - POC Site Assessment

VISN	VA Facility - 2007 Name	Number of Homeless Veterans Estimated for FY 07	HUD	US census	VA Low-Income veterans estimate	Local Homeless Surveys	VA Client Date	Local Homeless Provider Estimates	Staff Impressions
4	VA Pittsburgh HCS, PA (VAMC Pittsburgh (HD) - 646A5 and VAMC Pittsburgh (UD) - 646)	612	<input checked="" type="checkbox"/>			<input checked="" type="checkbox"/>	<input checked="" type="checkbox"/>	<input checked="" type="checkbox"/>	
4	VAM&ROC Wilmington, DE - 460	582	<input checked="" type="checkbox"/>	<input checked="" type="checkbox"/>		<input checked="" type="checkbox"/>			<input checked="" type="checkbox"/>
4	VAMC Altoona, PA - 503	50						<input checked="" type="checkbox"/>	<input checked="" type="checkbox"/>
4	VAMC Butler, PA - 529	35							
4	VAMC Clarksburg, WV - 540	18						<input checked="" type="checkbox"/>	
4	VAMC Coatesville - 542	150							<input checked="" type="checkbox"/>
4	VAMC Erie, PA - 562	38	<input checked="" type="checkbox"/>						
4	VAMC Lebanon, PA - 595	384	<input checked="" type="checkbox"/>			<input checked="" type="checkbox"/>		<input checked="" type="checkbox"/>	<input checked="" type="checkbox"/>
4	VAMC Philadelphia, PA - 642	550				<input checked="" type="checkbox"/>	<input checked="" type="checkbox"/>	<input checked="" type="checkbox"/>	<input checked="" type="checkbox"/>
4	VAMC Wilkes-Barre, PA - 693	420						<input checked="" type="checkbox"/>	
VISN 4 Total		2839							
5	VA Maryland HCS (VAMC Baltimore - 512, VAMC Fort Howard - 512A4 and VAMC Perry Point - 512A5)	4000				<input checked="" type="checkbox"/>	<input checked="" type="checkbox"/>	<input checked="" type="checkbox"/>	<input checked="" type="checkbox"/>
5	VAMC Martinsburg, WV - 613	227	<input checked="" type="checkbox"/>						
5	VAMC Washington, DC - 688	890	<input checked="" type="checkbox"/>						
VISN 5 Total		5117							
6	VAMC Asheville, NC - 637	111	<input checked="" type="checkbox"/>						
6	VAMC Beckley, WV - 517	2					<input checked="" type="checkbox"/>		<input checked="" type="checkbox"/>
6	VAMC Durham, NC - 558	375	<input checked="" type="checkbox"/>	<input checked="" type="checkbox"/>	<input checked="" type="checkbox"/>	<input checked="" type="checkbox"/>	<input checked="" type="checkbox"/>	<input checked="" type="checkbox"/>	<input checked="" type="checkbox"/>
6	VAMC Fayetteville, NC - 565	250	<input checked="" type="checkbox"/>	<input checked="" type="checkbox"/>		<input checked="" type="checkbox"/>		<input checked="" type="checkbox"/>	
6	VAMC Hampton, VA - 590	500	<input checked="" type="checkbox"/>						<input checked="" type="checkbox"/>
6	VAMC Richmond, VA - 652	210	<input checked="" type="checkbox"/>			<input checked="" type="checkbox"/>	<input checked="" type="checkbox"/>		
6	VAMC Salem, VA - 658	42	<input checked="" type="checkbox"/>						
6	VAMC Salisbury, NC - 659	590	<input checked="" type="checkbox"/>			<input checked="" type="checkbox"/>	<input checked="" type="checkbox"/>	<input checked="" type="checkbox"/>	
VISN 6 Total		2080							

Appendix 5: FY 2007 Estimated Number of Homeless Veterans and Information Sources by VISN and VA - POC Site Assessment

VISN	VA Facility - 2007 Name	Number of Homeless Veterans Estimated for FY 07	HUD	US census	VA Low-Income veterans estimate	Local Homeless Surveys	VA Client Date	Local Homeless Provider Estimates	Staff Impressions
7	VA Central Alabama HCS (VAMC Montgomery - 619 and VAMC Tuskegee - 619A4)	200	<input checked="" type="checkbox"/>				<input checked="" type="checkbox"/>	<input checked="" type="checkbox"/>	
7	VAMC - Augusta, GA - 509	550	<input checked="" type="checkbox"/>					<input checked="" type="checkbox"/>	
7	VAMC Atlanta, GA - 508 (Decatur, GA)	2049	<input checked="" type="checkbox"/>			<input checked="" type="checkbox"/>		<input checked="" type="checkbox"/>	
7	VAMC Birmingham, AL - 521	440					<input checked="" type="checkbox"/>	<input checked="" type="checkbox"/>	
7	VAMC Charleston, SC - 534	157	<input checked="" type="checkbox"/>				<input checked="" type="checkbox"/>		<input checked="" type="checkbox"/>
7	VAMC Columbia, SC - 544	200							<input checked="" type="checkbox"/>
7	VAMC Dublin, GA - 557	700		<input checked="" type="checkbox"/>			<input checked="" type="checkbox"/>		<input checked="" type="checkbox"/>
7	VAMC Tuscaloosa, AL - 679	110	<input checked="" type="checkbox"/>				<input checked="" type="checkbox"/>	<input checked="" type="checkbox"/>	
VISN 7 Total		4406							
8	VA North Florida/South Georgia HCS (VAMC Gainesville - 573 and VAMC Lake City - 573A4)	1200	<input checked="" type="checkbox"/>						
8	VAH Tampa, FL - 673	1800	<input checked="" type="checkbox"/>	<input checked="" type="checkbox"/>		<input checked="" type="checkbox"/>		<input checked="" type="checkbox"/>	
8	VAMC Bay Pines - 516	1500	<input checked="" type="checkbox"/>			<input checked="" type="checkbox"/>		<input checked="" type="checkbox"/>	
8	VAMC Miami, FL - 546	4745	<input checked="" type="checkbox"/>			<input checked="" type="checkbox"/>		<input checked="" type="checkbox"/>	
8	VAMC West Palm Beach, FL - 548	633	<input checked="" type="checkbox"/>						
8	VAMC San Juan, PR - 672	85						<input checked="" type="checkbox"/>	<input checked="" type="checkbox"/>
8	VAMC Orlando, FL-675	2500				<input checked="" type="checkbox"/>	<input checked="" type="checkbox"/>		<input checked="" type="checkbox"/>
VISN 8 Total		12463							
9	VAMC Huntington, WV - 581	110	<input checked="" type="checkbox"/>			<input checked="" type="checkbox"/>	<input checked="" type="checkbox"/>	<input checked="" type="checkbox"/>	
9	VAMC Lexington, KY - 596	70						<input checked="" type="checkbox"/>	<input checked="" type="checkbox"/>
9	VAMC Louisville, KY - 603	450							<input checked="" type="checkbox"/>
9	VAMC Memphis, TN - 614	950	<input checked="" type="checkbox"/>						
9	VAMC Mountain Home, TN - 621	600	<input checked="" type="checkbox"/>			<input checked="" type="checkbox"/>		<input checked="" type="checkbox"/>	
9	VAMC Nashville, TN - 626 (Nashville and Murfreesboro)	500							<input checked="" type="checkbox"/>
VISN 9 Total		2680							

Appendix 5: FY 2007 Estimated Number of Homeless Veterans and Information Sources by VISN and VA - POC Site Assessment

VISN	VA Facility - 2007 Name	Number of Homeless Veterans Estimated for FY 07	HUD	US census	VA Low-Income veterans estimate	Local Homeless Surveys	VA Client Date	Local Homeless Provider Estimates	Staff Impressions
10	VAMC Chillicothe, OH - 538	90						<input checked="" type="checkbox"/>	<input checked="" type="checkbox"/>
10	VAMC Cincinnati, OH - 539 (Ft. Thomas, KY)	1026	<input checked="" type="checkbox"/>			<input checked="" type="checkbox"/>		<input checked="" type="checkbox"/>	
10	VAMC Cleveland, OH - 541 (Brecksville, OH)	800			<input checked="" type="checkbox"/>	<input checked="" type="checkbox"/>	<input checked="" type="checkbox"/>	<input checked="" type="checkbox"/>	<input checked="" type="checkbox"/>
10	VAMC Dayton, OH - 552	130	<input checked="" type="checkbox"/>				<input checked="" type="checkbox"/>	<input checked="" type="checkbox"/>	<input checked="" type="checkbox"/>
10	VAOPC Columbus, OH - 757 (Grove City, OH)	110					<input checked="" type="checkbox"/>	<input checked="" type="checkbox"/>	<input checked="" type="checkbox"/>
VISN 10 Total		2156							
11	VAOPC Toledo, OH and VA Ann Arbor HCS, MI - 506	280				<input checked="" type="checkbox"/>		<input checked="" type="checkbox"/>	<input checked="" type="checkbox"/>
11	VA Northern Indiana HCS (VAMC Fort Wayne - 610A4 and VAMC Marion - 610)	400				<input checked="" type="checkbox"/>		<input checked="" type="checkbox"/>	<input checked="" type="checkbox"/>
11	VAMC Battle Creek, MI - 515	900				<input checked="" type="checkbox"/>		<input checked="" type="checkbox"/>	
11	VAMC Danville, IL - 550	550					<input checked="" type="checkbox"/>	<input checked="" type="checkbox"/>	<input checked="" type="checkbox"/>
11	VAMC Detroit, MI - 553	3596							
11	VAMC Indianapolis - 583	334	<input checked="" type="checkbox"/>						
11	VAMC Saginaw, MI - 655	47	<input checked="" type="checkbox"/>					<input checked="" type="checkbox"/>	<input checked="" type="checkbox"/>
VISN 11 Total		6107							
12	VAH Hines, IL - 578 and VA Chicago HCS (VAMC Chicago (LS) - 537A4 and VAMC Chicago (WS) - 537)	698	<input checked="" type="checkbox"/>						
12	VAH Madison, WI - 607	75	<input checked="" type="checkbox"/>						
12	VAMC Iron Mountain, MI - 585	2					<input checked="" type="checkbox"/>	<input checked="" type="checkbox"/>	<input checked="" type="checkbox"/>
12	VAMC Milwaukee, WI - 695	216	<input checked="" type="checkbox"/>						
12	VAMC North Chicago, IL - 556	93	<input checked="" type="checkbox"/>						
12	VAMC Tomah, WI - 676	575				<input checked="" type="checkbox"/>	<input checked="" type="checkbox"/>	<input checked="" type="checkbox"/>	<input checked="" type="checkbox"/>
VISN 12 Total		1659							

Appendix 5: FY 2007 Estimated Number of Homeless Veterans and Information Sources by VISN and VA - POC Site Assessment

VISN	VA Facility - 2007 Name	Number of Homeless Veterans Estimated for FY 07	HUD	US census	VA Low-Income veterans estimate	Local Homeless Surveys	VA Client Date	Local Homeless Provider Estimates	Staff Impressions
15	VA Eastern Kansas HCS (VAMC Leavenworth - 677A4)	189	<input checked="" type="checkbox"/>			<input checked="" type="checkbox"/>		<input checked="" type="checkbox"/>	
15	VAH Columbia, MO - 543	33	<input checked="" type="checkbox"/>			<input checked="" type="checkbox"/>	<input checked="" type="checkbox"/>	<input checked="" type="checkbox"/>	<input checked="" type="checkbox"/>
15	VAM&ROC Wichita, KS - 452	350			<input checked="" type="checkbox"/>	<input checked="" type="checkbox"/>	<input checked="" type="checkbox"/>	<input checked="" type="checkbox"/>	
15	VAMC Kansas City, MO - 589	1500							
15	VAMC Marion, IL - 609	134	<input checked="" type="checkbox"/>						<input checked="" type="checkbox"/>
15	VAMC Poplar Bluff, MO - 647	10							
15	VAMC St. Louis, MO - 657	1350			<input checked="" type="checkbox"/>		<input checked="" type="checkbox"/>		<input checked="" type="checkbox"/>
15	VAMC Topeka - 677	150	<input checked="" type="checkbox"/>	<input checked="" type="checkbox"/>	<input checked="" type="checkbox"/>	<input checked="" type="checkbox"/>		<input checked="" type="checkbox"/>	<input checked="" type="checkbox"/>
VISN 15 Total		3716							
16	VA Central Arkansas HCS - 598	600				<input checked="" type="checkbox"/>	<input checked="" type="checkbox"/>	<input checked="" type="checkbox"/>	<input checked="" type="checkbox"/>
16	VA Gulf Coast HCS - 520, Biloxi, MS, Pensacola, FL	275							
16	VAMC Alexandria, LA - 502	7200	<input checked="" type="checkbox"/>	<input checked="" type="checkbox"/>		<input checked="" type="checkbox"/>		<input checked="" type="checkbox"/>	<input checked="" type="checkbox"/>
16	VAMC Fayetteville, AR - 564	500		<input checked="" type="checkbox"/>		<input checked="" type="checkbox"/>	<input checked="" type="checkbox"/>		<input checked="" type="checkbox"/>
16	VAMC Houston, TX - 580	4000	<input checked="" type="checkbox"/>					<input checked="" type="checkbox"/>	
16	VAMC Jackson, MS - 586	950						<input checked="" type="checkbox"/>	<input checked="" type="checkbox"/>
16	VAMC New Orleans, LA - 629	2800	<input checked="" type="checkbox"/>			<input checked="" type="checkbox"/>			
16	VAMC Oklahoma City, OK - 635	308	<input checked="" type="checkbox"/>						
16	VAMC Shreveport, LA - 667	162					<input checked="" type="checkbox"/>	<input checked="" type="checkbox"/>	
16	VAMC Muskogee, OK- 623 (Tulsa, OK)	250	<input checked="" type="checkbox"/>			<input checked="" type="checkbox"/>			<input checked="" type="checkbox"/>
VISN 16 Total		17045							
17	VA Central Texas HCS (VAMC Marlin - 674A5, VAMC Temple - 674, VAMC Waco - 674A4 and VAOPC Austin - 674BY)	1590	<input checked="" type="checkbox"/>				<input checked="" type="checkbox"/>		
17	VA North Texas HCS (VAMC Bonham - 549A4 and VAMC Dallas - 549)	5000	<input checked="" type="checkbox"/>				<input checked="" type="checkbox"/>	<input checked="" type="checkbox"/>	<input checked="" type="checkbox"/>
17	VA South Texas Veterans HCS (VA OPC Corpus Christi, TX - 671BZ)	800		<input checked="" type="checkbox"/>		<input checked="" type="checkbox"/>		<input checked="" type="checkbox"/>	<input checked="" type="checkbox"/>

Appendix 5: FY 2007 Estimated Number of Homeless Veterans and Information Sources by VISN and VA - POC Site Assessment

VISN	VA Facility - 2007 Name	Number of Homeless Veterans Estimated for FY 07	HUD	US census	VA Low-Income veterans estimate	Local Homeless Surveys	VA Client Date	Local Homeless Provider Estimates	Staff Impressions
17	VA South Texas Veterans HCS (VAMC Kerrville - 671A4 and VAH San Antonio - 671)	3500	<input checked="" type="checkbox"/>						
VISN 17 Total		10890							
18	El Paso VA HCS, TX - 756	208	<input checked="" type="checkbox"/>						
18	VA New Mexico HCS - 501	528	<input checked="" type="checkbox"/>						<input checked="" type="checkbox"/>
18	VA Northern Arizona HCS - 649	200	<input checked="" type="checkbox"/>		<input checked="" type="checkbox"/>		<input checked="" type="checkbox"/>		<input checked="" type="checkbox"/>
18	VA Southern Arizona HCS - 678	840	<input checked="" type="checkbox"/>			<input checked="" type="checkbox"/>	<input checked="" type="checkbox"/>	<input checked="" type="checkbox"/>	<input checked="" type="checkbox"/>
18	VAMC Amarillo, TX - 504	100	<input checked="" type="checkbox"/>					<input checked="" type="checkbox"/>	
18	VA West Texas HCS - 519	1200				<input checked="" type="checkbox"/>			<input checked="" type="checkbox"/>
18	VAMC Phoenix, AZ - 644	2700	<input checked="" type="checkbox"/>	<input checked="" type="checkbox"/>		<input checked="" type="checkbox"/>	<input checked="" type="checkbox"/>	<input checked="" type="checkbox"/>	<input checked="" type="checkbox"/>
VISN 18 Total		5776							
19	VA Montana HCS (VAM&ROC Ft. Harrison - 436 and VA Eastern Montana HCS - 436A4), Miles City, MT	245	<input checked="" type="checkbox"/>						
19	VA Southern Colorado HCS, (Colorado Springs-567)	400	<input checked="" type="checkbox"/>			<input checked="" type="checkbox"/>	<input checked="" type="checkbox"/>	<input checked="" type="checkbox"/>	<input checked="" type="checkbox"/>
19	VAM&ROC Cheyenne, WY - 442	57	<input checked="" type="checkbox"/>			<input checked="" type="checkbox"/>		<input checked="" type="checkbox"/>	<input checked="" type="checkbox"/>
19	VA Eastern Colorado HCS (VAMC Denver - 554)	2400	<input checked="" type="checkbox"/>			<input checked="" type="checkbox"/>	<input checked="" type="checkbox"/>	<input checked="" type="checkbox"/>	<input checked="" type="checkbox"/>
19	VAMC Grand Junction, CO - 575	293	<input checked="" type="checkbox"/>						
19	VAMC Salt Lake City, UT - 660	202	<input checked="" type="checkbox"/>						
19	VAMC Sheridan, WY - 666	35						<input checked="" type="checkbox"/>	<input checked="" type="checkbox"/>
VISN 19 Total		3632							
20	VA Alaska HCS & RO - 463	600						<input checked="" type="checkbox"/>	
20	VA DOM White City, OR - 692	575	<input checked="" type="checkbox"/>						
20	VA Puget Sound HCS (VAMC American Lake - 663A4 and VAMC Seattle, WA - 663), Tacoma, WA	2000	<input checked="" type="checkbox"/>			<input checked="" type="checkbox"/>		<input checked="" type="checkbox"/>	<input checked="" type="checkbox"/>

Appendix 5: FY 2007 Estimated Number of Homeless Veterans and Information Sources by VISN and VA - POC Site Assessment

VISN	VA Facility - 2007 Name	Number of Homeless Veterans Estimated for FY 07	HUD	US census	VA Low-Income veterans estimate	Local Homeless Surveys	VA Client Date	Local Homeless Provider Estimates	Staff Impressions
20	VA Roseburg HCS, OR - 653 (Eugene, OR)	1000	<input checked="" type="checkbox"/>			<input checked="" type="checkbox"/>		<input checked="" type="checkbox"/>	<input checked="" type="checkbox"/>
20	VAMC Boise, ID - 531	550	<input checked="" type="checkbox"/>						<input checked="" type="checkbox"/>
20	VAMC Portland, OR - 648	2042	<input checked="" type="checkbox"/>				<input checked="" type="checkbox"/>	<input checked="" type="checkbox"/>	<input checked="" type="checkbox"/>
20	VAMC Spokane, WA - 668	4000	<input checked="" type="checkbox"/>	<input checked="" type="checkbox"/>	<input checked="" type="checkbox"/>	<input checked="" type="checkbox"/>	<input checked="" type="checkbox"/>	<input checked="" type="checkbox"/>	
20	VAMC Walla Walla, WA - 687	280	<input checked="" type="checkbox"/>				<input checked="" type="checkbox"/>	<input checked="" type="checkbox"/>	
VISN 20 Total		11047							
21	VA Central California HCS, CA - 570	2400						<input checked="" type="checkbox"/>	
21	VA Northern California HCS - 612 (Martinez, Oakland and Sacramento)	7800						<input checked="" type="checkbox"/>	
21	VA Palo Alto HCS (VAMC Livermore - 640A4 and VAMC Palo Alto - 640), Menlo Park, CA	400	<input checked="" type="checkbox"/>			<input checked="" type="checkbox"/>		<input checked="" type="checkbox"/>	<input checked="" type="checkbox"/>
21	VA Sierra Nevada HCS, NV - 654	400						<input checked="" type="checkbox"/>	<input checked="" type="checkbox"/>
21	VAM&ROC Honolulu, HI - 459	800						<input checked="" type="checkbox"/>	<input checked="" type="checkbox"/>
21	VAMC San Francisco, CA - 662	2075	<input checked="" type="checkbox"/>						
VISN 21 Total		13875							
22	VA Greater Los Angeles HCS (VAOPC Los Angeles - 691GE, VAMC Sepulveda - 691A4 and VAMC West Los Angeles - 691)	13927	<input checked="" type="checkbox"/>			<input checked="" type="checkbox"/>			
22	VA Southern Nevada HCS - 593	2854	<input checked="" type="checkbox"/>			<input checked="" type="checkbox"/>			
22	VAMC Loma Linda, CA - 605	1360	<input checked="" type="checkbox"/>			<input checked="" type="checkbox"/>		<input checked="" type="checkbox"/>	
22	VAMC Long Beach, CA - 600 (shares service area with VA Greater Los Angeles)	*13927	<input checked="" type="checkbox"/>					<input checked="" type="checkbox"/>	<input checked="" type="checkbox"/>
22	VAMC San Diego, CA - 664	1438				<input checked="" type="checkbox"/>			
VISN 22 Total		19579							
23	VA Black Hills HCS (VAMC Fort Meade - 568 and VAMC Hot Springs - 568A4)	120	<input checked="" type="checkbox"/>		<input checked="" type="checkbox"/>		<input checked="" type="checkbox"/>		
23	VAH&ROC Sioux Falls, SD - 438	56					<input checked="" type="checkbox"/>	<input checked="" type="checkbox"/>	<input checked="" type="checkbox"/>
23	VAM&ROC Fargo, ND - 437	950	<input checked="" type="checkbox"/>	<input checked="" type="checkbox"/>		<input checked="" type="checkbox"/>		<input checked="" type="checkbox"/>	<input checked="" type="checkbox"/>

Appendix 5: FY 2007 Estimated Number of Homeless Veterans and Information Sources by VISN and VA - POC Site Assessment

VISN	VA Facility - 2007 Name	Number of Homeless Veterans Estimated for FY 07	HUD	US census	VA Low-Income veterans estimate	Local Homeless Surveys	VA Client Date	Local Homeless Provider Estimates	Staff Impressions
23	VAMC Minneapolis, MN - 618, and Superior, WI	624	<input checked="" type="checkbox"/>						
23	VAMC St. Cloud, MN - 656	100	<input checked="" type="checkbox"/>			<input checked="" type="checkbox"/>		<input checked="" type="checkbox"/>	<input checked="" type="checkbox"/>
23	VA Central Iowa HCS (VAMC Des Moines - 555, VAMC Knoxville - 555A4)	508	<input checked="" type="checkbox"/>					<input checked="" type="checkbox"/>	<input checked="" type="checkbox"/>
23	VA HCS (VAMC Grand Island - 597A4, VAMC Lincoln - 597 and VAMC Omaha- 636)	150	<input checked="" type="checkbox"/>				<input checked="" type="checkbox"/>	<input checked="" type="checkbox"/>	<input checked="" type="checkbox"/>
23	VAMC Iowa City, IA - 584	500	<input checked="" type="checkbox"/>				<input checked="" type="checkbox"/>	<input checked="" type="checkbox"/>	<input checked="" type="checkbox"/>
VISN 23 Total		3008							

Appendix 6: VA Community Initiatives: Status of FY 2007 Action Plans Addressing Homeless Veterans Needs

VISN	VA Facility - System Name	FY 2007 Need Identified	Update	FY 2007 Need Identified	Update	FY 2007 Need Identified	Update
1	VA Boston HCS (VAMC Boston - 523 and VAMC W. Roxbury - 523A4), VAMC Brockton, MA - 523A5 and VAH Bedford, MA	Long-term, permanent housing	Sixty-unit SRO opened in Bedford.	Child care	The State of Massachusetts has a comprehensive program to house all families with children. We have maintained close ties with these resources. We are additionally seeking a closer working relationship with Father Bill's Shelter which has extensive resources for women and children. We hope to partner with Father Bill's in the near future as they will resubmit their proposal to serve women in a VA Grant and Per Diem program at their multi-service center. This center provides services to children within the partnerships.	Re-entry services for incarcerated veterans	We now have a prison re-entry specialist.
1	VA Connecticut HCS (VAMC Newington and VAMC West Haven)	Long-term, permanent housing	Joined Ten-Year Plan committee and 11 Continuums of Care and associated housing authorities. In the state, 2000 units of supportive housing units are on line, 8000 are still needed.	Treatment for dual diagnosis	We increased collaboration with clinical care management within VA.	VA disability/pension	We increased connections with veteran-related resources. However the process has been encumbered by returning Operation Iraqi Freedom/Operation Enduring Freedom veterans with focus on new applicants vs. veterans already stuck in the system. We have been unable to process and adjudicate claims since losing regional benefits office. Homeless veteran claims have been hard to track.
1	VAM&ROC Togus, ME - 402	Transitional living facility or halfway house	Still encouraging agencies to apply for VA Grant and Per Diem funding.				
1	VAM&ROC White River Junction, VT - 405	Immediate shelter	Upper Valley Haven shelter will open in winter 2008 and house 30 individuals. VA will provide on-site education and referral to employment, benefits and housing services.	Long-term, permanent housing	Open Door Mission is constructing permanent housing for low-income individuals.	Dental care	Red Logan Clinic provides free dental services for our homeless veterans. We have cultivated a very positive relationship with the Clinic.
1	VAMC Manchester, NH - 608	Long-term, permanent housing	State of New Hampshire received \$25 million for Section 8 permanent housing.	Transportation	We continue to use Disabled American Veterans transportation network and local public transportation companies.	Help with finding a job or getting employment	Manchester VA Medical Center recently hired staff and have started a Compensated Work Therapy program. Over 50 individuals have been referred since May 2007.
1	VAMC Northampton, MA - 631 (Leeds)	Long-term, permanent housing	A housing office for homeless veterans is in the planning stages which will function as a drop-in center for homeless veterans to access information on available permanent housing assistance in the community. The facility has also been networking with community providers to access new available single room occupancy units for eligible veterans.	Job training	There has been an effort to network with community homeless providers to provide VA assistance with supportive employment for chronically mentally ill veterans. A VA Grant and Per Diem provider has also hired a new employee in its veterans skills development center.	Dental care	A partnership between VA and United Veterans of America ensures that all eligible VA Grant and Per Diem participants receive dental care.

Appendix 6: VA Community Initiatives: Status of FY 2007 Action Plans Addressing Homeless Veterans Needs

VISN	VA Facility - System Name	FY 2007 Need Identified	Update	FY 2007 Need Identified	Update	FY 2007 Need Identified	Update
1	VAMC Providence, RI - 650, Bristol, CT	Long-term, permanent housing	Local initiatives are still ongoing; no new permanent housing was developed for veterans in the past year. Letters of support for local housing initiatives went out to Newport County Mental Health, Vietnam Era Veterans of America, and East Bay Community Development Center.	Transitional living facility or halfway house	Nickerson Community Services and Southeast Massachusetts Housing are in final phases of construction of VA Grant and Per Diem housing and will open in FY 2008.	Dental care	VA Dental Clinic has been funded and has been actively treating homeless veterans, but more appointment slots are needed.
2	VA Western New York HCS - (VAMC Batavia - 528A4 and VAMC Buffalo - 528)	Transitional living facility or halfway house	Two VA Grant and Per Diem Program proposals were approved in 2006. Altamont Program, Inc. opened a 26-bed transitional housing program for homeless veterans in December 2007. Cazenovia Recovery Systems, Inc. is creating a 16-bed unit at the Batavia VA Medical Center for individuals recovering from substance abuse.	Long-term, permanent housing	The Erie. Co. Homeless Project, held several major meetings to discuss mutual problems and gaps in services. A subcommittee was assigned to develop plans for a Homeless ER (emergency room) and a "housing first" program.	Treatment for dual diagnosis	VA Homeless Program staff are working with VA outreach staff assigned to a special behavioral health program for veterans with co-occurring mental illness and substance use disorders.
2	VAMC Albany, NY - 500	Long-term, permanent housing	Number of Section 8 vouchers available from Albany Housing Authority increased, and other housing authorities in the area are being outreached to.	Immediate shelter	We continue to advocate for more emergency shelter resources at local HUD Continuum of Care meetings.	Transitional living facility or halfway house	Eighteen additional VA Grant and Per Diem beds were approved pending inspection. Educational meetings were held with several community providers
2	VAMC Canandaigua, NY - 528A5, Bath, NY, Rochester, NY	Help with finding a job or getting employment	Increased collaboration with New York state VESID (Vocational and Educational Services for Individuals with Disabilities), Department of Labor Disabled Veterans Outreach Program, Department of Labor Homeless Veterans Reintegration Program (Project Redirect) and Veterans Outreach Center employment services.	Re-entry services for incarcerated veterans	A VISN VA incarcerated veteran re-entry specialist is working closely with local departments of correction and VA staff who outreach to prisons in New York state.	Transitional living facility or halfway house	A new discharge procedure ensures seamless care delivery in transitioning clients from transitional housing to a VA domiciliary.
2	VAMC Syracuse, NY - 670	Long-term, permanent housing	Eaglewood East housing project opened and referrals initiated.	Immediate shelter	Plan to expand outreach services in Broome County area in collaboration with Rescue Mission Alliance, Inc. currently pending.	Dental care	VA Homeless Dental Pilot Project continues to collaborate with VA Dental Services.
3	VA Hudson Valley HCS (VAMC Castle Point - 620A4 and VAMC Montrose - 620)	Long-term, permanent housing	RECAP (Regional Economic Community Action Program, Inc) added 11 supported housing beds in Orange County. Twelve HUD Shelter Plus Care beds were added in Westchester County.	Transitional living facility or halfway house	One new VA Grant and Per Diem program (12 beds) is in process. Another new VA GPD program (96 beds on our VA grounds) is pending following building renovation. Plans for housing for homeless in a former armory are being reviewed by the city of Poughkeepsie.	Help with finding a job or getting employment	The Carpenters Union implemented a pre-apprenticeship program (eight homeless veterans now receiving training). Dutchess County Board of Cooperative Extension Services (BOCES) partnership is now focused on the "No Man is an Island" program designed to improve employment and socialization skills.
3	VA New Jersey HCS (VAMC East Orange - 561 and VAMC Lyons - 561A4)	Transitional living facility or halfway house	VA New Jersey with community partner Community Hope has expanded the number of transitional beds from 71 to 92.	Long-term, permanent housing	In 2007, 600 Section 8 vouchers were distributed in Burlington County with the primary recipients being homeless veterans. We continue to work with state agencies, and community partners regarding long-term housing.	SSI/SSD process	We have done three trainings on SSI/SSD (Social Security Income Benefits/Social Security Disability Benefits) for homeless veterans. We will do more trainings.

Appendix 6: VA Community Initiatives: Status of FY 2007 Action Plans Addressing Homeless Veterans Needs

VISN	VA Facility - System Name	FY 2007 Need Identified	Update	FY 2007 Need Identified	Update	FY 2007 Need Identified	Update
3	VAMC Bronx, NY - 526, VA New York Harbor HCS (VAMC Brooklyn - 630A4 and VAMC New York - 630) and VA Hudson Valley HCS (VAMC Castle Point - 620A4 and VAH Montrose - 620)	Long-term, permanent housing	PHLAG (Peer Housing Local Assistance Group) Program implemented: peers help veterans obtain permanent housing. Attempt to restore Section 8 vouchers for our VA Supported Housing (VASH) program unsuccessful.	Transitional living facility or halfway house	VOA (Volunteers of America) and the Doe Fund received funding for VA Grant and Per Diem programs.	Help with finding a job or getting employment	We are partnering with two job placement agencies, Wildcat Service Corporation and New York state VESID (Vocational and Educational Services for Individuals with Disabilities).
3	VAMC Northport, NY - 632	Long-term, permanent housing	One former transitional residence was converted to permanent residence yielding eight new permanent beds.	Help with finding a job or getting employment	We have continue our relationship with local vocational rehabilitation specialists (VA Regional Office, Department of Labor). Referrals from our program to the specialists have increased.	Re-entry services for incarcerated veterans	VA staff now outreach to veterans in Suffolk County Jail. VA is part of new Suffolk County Re-entry Task Force. Task Force meets monthly to develop comprehensive case management plans for inmates identified as high risk for recidivism following release.
4	VA Pittsburgh HCS, PA (VAMC Pittsburgh (HD) - 646A5 and VAMC Pittsburgh (UD) - 646)	Long-term, permanent housing	We continue to develop low-income housing resources in Allegheny County. We are part of the Allegheny County Engagement network which is a local group of homeless providers involved in creating more permanent housing.	Transitional living facility or halfway house	Shepherd's Heart added seven transitional housing beds in FY 2007.	Immediate shelter	Shepherd's Heart added three acute beds in FY 2006.
4	VAM&ROC Wilmington, DE - 460	Long-term, permanent housing	Currently utilizing HUD-sponsored single room occupancy programs at Gateway House and local YMCA with 47 veterans placed. Advocating for more HUD vouchers – number stays the same as demand grows.	Transitional living facility or halfway house	Currently using VA Grant and Per Diem program Home of the Brave in Lincoln, Delaware. Also referring homeless veterans to VA Grant and Per Diem programs in New Jersey and Pennsylvania.	Food	Through the Homeless Planning Council of Delaware, we are advocating for more state funding of food pantries and soup kitchens. This is particularly crucial due to a recent decline in corporate donations for local homeless food programs.
4	VAMC Altoona, PA - 503	Immediate shelter	We contract with local shelter. We receive support from Vietnam Veterans of America, American Legion, and Veterans of Foreign Wars.	Transitional living facility or halfway house	We continue to work with local National Alliance for the Mentally Ill (NAMI) in identifying housing opportunities.	Transportation	Vietnam Veterans of America has consistently helped us transport homeless veterans.
4	VAMC Butler, PA - 529	Immediate shelter	Grants for immediate shelter have been submitted.	Dental care	VHA Directive 2002-080 is in place using a fee-basis provider.	Transportation	Disabled American Veterans has initiated more transportation options in surrounding areas.
4	VAMC Clarksburg, WV - 540	Long-term, permanent housing	We continue to work with landlords. Homeless vouchers available in the Clarksburg area and eight homeless veterans are housed.	Dental care	We continue to try to obtain dental care.	Transitional living facility or halfway house	North Central Community Action (Scott Place) was approved for five VA Grant and Per Diem beds. Now we have to work to get this facility inspected and approved.
4	VAMC Coatesville - 542	Long-term, permanent housing	We continue to participate with in the Allegheny County Engagement Network which is a group of homeless providers who are working on establishing permanent housing resources.	Transitional living facility or halfway house	Whenever possible, VA staff consult with any nonprofit organizations attempting to develop or expand transition housing bed.	Dental care	Many veterans have received dental work under VHA Directive 2002-080. Many others have been referred to Affordable Dentures and Community Volunteers in Medicine.
4	VAMC Erie, PA - 562	Dental care	We continue to refer veterans to Community Health Net.	Eye care	When a veteran needs an eye exam and is not VA-eligible, the veteran is referred to The Erie Blind Association for services.	Glasses	When a veteran needs glasses and is not VA-eligible, the veteran is referred to The Erie Blind Association for services.

Appendix 6: VA Community Initiatives: Status of FY 2007 Action Plans Addressing Homeless Veterans Needs

VISN	VA Facility - System Name	FY 2007 Need Identified	Update	FY 2007 Need Identified	Update	FY 2007 Need Identified	Update
4	VAMC Lebanon, PA - 595	Transitional living facility or halfway house	We worked with three providers on VA Grant and Per Diem applications and all received grants.	Immediate shelter	Our staff visit all local emergency shelters on a weekly basis. This has strengthened collaboration and improved placements.	Long-term, permanent housing	Our staff regularly attend community meetings which focus on creating more affordable, long-term housing.
4	VAMC Philadelphia, PA - 642	Long-term, permanent housing	We have been case managing veterans in HUD Shelter Plus Care and Home First beds. We are currently working with the Housing Choice Voucher Program to develop other housing for homeless veterans.	Immediate shelter	The local shelters are over capacity but still meet all demand.	Transitional living facility or halfway house	There are 43 VA Grant and Per Diem beds which are under construction. Another 39 GPD beds have been approved.
4	VAMC Wilkes-Barre, PA - 693	Transitional living facility or halfway house	Commission on Economic Opportunity (CEO) will be opening eight new transitional-living apartments on VA campus.	Long-term, permanent housing	Wilkes-Barre Housing and Luzerne Housing authorities will continue to provide housing to homeless veterans with families and those that have disabilities.	Help with finding a job or getting employment	We will continue outstanding working relationships with VA Compensated Work Therapy program and Career Link to assist homeless veterans seeking full-time employment at VA campus or in local community..
5	VA Maryland HCS (VAMC Baltimore - 512, VAMC Fort Howard - 512A4 and VAMC Perry Point - 512A5)	Long-term, permanent housing	We are currently working with community providers to identify permanent housing opportunities.	Family counseling	We are still working to create relationships with community providers networks.	Immediate shelter	We are planning to create a VA immediate shelter.
5	VAMC Martinsburg, WV - 613	Dental care	A new VA dentist was hired to serve veterans under VHA Directive 2002-080.	Transitional living facility or halfway house	We brought our third VA Grant and Per Diem site on line in October of last year. We provided consultation and letters of support to two other new transitional housing programs.	Drop-in center or day program	A group of local veterans incorporated as a nonprofit group called MOVV (Men of Valor and Vision). They opened a storefront drop-in counseling and resource-information center. A local church, along with some veterans opened a similar program. Our own VA Mental Health Service started two new mental health programs this past year: the IOP (Intensive Outpatient Program) and the HIP (Health Improvement Program).
5	VAMC Washington, DC - 688	Long-term, permanent housing	We now have 25 new Section 8 vouchers from Prince George's County. We have developed relationships with community partnerships and make frequent referrals as appropriate.	Help with finding a job or getting employment	We refer to our VA Compensated Work Therapy program which has been expanding and growing. We also utilize community-based services such as Way Station, Peoples Involvement Corp. and All Faith Consortium.	Transitional living facility or halfway house	Access Housing, Inc. will have 40 new beds available by November 2007. All Faith Consortium was awarded a grant for 43 beds. Both housing programs will have a mental health focus. We continue to work on increasing available housing resources for ex-offenders. We look for more opportunities in the community and hope to create more special needs beds.
6	VAMC Asheville, NC - 637	Immediate shelter	The Asheville Buncombe Drug Commission has proposed the idea of developing a "wet" shelter to house individuals who are intoxicated and may be a danger to self or others.	Long-term, permanent housing	Homeward Bound of Asheville has leased eight apartment for homeless and placed three veterans. Mountain Housing Opportunities (MHO) and VA are exploring possibility of a permanent housing project on VA grounds.	Dental care	VA provided \$74,000 for eligible veterans at A Vet's Place (VA Grant and Per Diem provider). Thus far, 18 veterans have been able to receive complex dental care and follow-up service.

Appendix 6: VA Community Initiatives: Status of FY 2007 Action Plans Addressing Homeless Veterans Needs

VISN	VA Facility - System Name	FY 2007 Need Identified	Update	FY 2007 Need Identified	Update	FY 2007 Need Identified	Update
6	VAMC Beckley, WV - 517	Transitional living facility or halfway house	A transitional housing facility is currently under construction in the Charleston area - about 60 miles away. We distributed information about VA Grant and Per Diem funding to community agencies and individuals expressing interest.	Transportation	Disabled American Veterans vans are available (at times) and other transportation in this rural area is at a cost depending on the area. What we have found in each of our CHALENG meetings, is that transportation is a central problem in this area.	Treatment for substance abuse	Substance abuse treatment is available at a few community agencies. Limited detoxification resources. Hopefully, VA will continue efforts to include detoxification in existing substance abuse inpatient treatment programs.
6	VAMC Durham, NC - 558	Transitional living facility or halfway house	We are working with a local VA Grant and Per Diem provider to develop beds for female veterans.	Medical services	A VA primary care provider is assigned to a homeless veteran within 90 days after a request.	Help with finding a job or getting employment	Staff from the local office of the North Carolina Employment Security Commission is visiting the VA hospital two times per week to work with homeless veterans.
6	VAMC Fayetteville, NC - 565	Immediate shelter	We are working with the community to re-open the Hope Center, a shelter for men. The city is considering taking it over and leasing it to a non-profit community agency. It has 21 beds and is located on a bus route.	Clothing	We are working with community and churches to gather donated clothing.	Services for emotional or psychiatric problems	We encourage veterans to use VA mental health treatment services.
6	VAMC Hampton, VA - 590	Long-term, permanent housing	Site for SRO (single room occupancy) program has been purchased. Construction plans are being developed.	Immediate shelter	Plan for a year-round shelter on the peninsula did not materialize.	Help getting needed documents or identification	We assist veterans with obtaining ID's by requesting individual DD Form 214 (report of separation) to use as proof of identity. We refer to community resources that have funds available to assist with the cost of obtaining documents, and when necessary, provide additional funds from our post fund when other funding sources are not available or sufficient.
6	VAMC Richmond, VA - 652	Glasses	LensCrafters continues to provide new eyeglasses to any veteran who does not have the means. They are a great resource.	Dental care	Community agencies continue to provide dental care to veterans not eligible for VA dental care.	Re-entry services for incarcerated veterans	New VISN 6 Healthcare for Re-Entry Veterans (HCRV) specialist hired. He has been outreaching to state and federal prisons in VISN 6, contacting veterans and developing post-release plans. He is currently case managing released veterans and helping them re-enter the community.
6	VAMC Salem, VA - 658	Long-term, permanent housing	Local non-profit (Total Action Against Poverty) submitted grant to HUD this year for six beds of supportive long-term housing. Local HUD Continuum of Care group is still working on a "housing first" permanent housing model.	Dental care	Discussion is still ongoing. We currently do not have a VA Grant and Per Diem program so none of our veterans would meet the VA homeless veteran dental initiative (VHA Directive 2002-080) eligibility requirement.	Help getting needed documents or identification	This is an ongoing problem. State administrative barriers continue to make it difficult for veterans to get documentation.. Some funds for birth certificates now available in the community.
6	VAMC Salisbury, NC - 659	Transitional living facility or halfway house	One new program is being developed. We encourage agencies to apply for grants.	Dental care	We have informal arrangements with several dentists from Charlotte, Salisbury, Winston, Greensboro, and High Point.	Help managing money	We provide information to veterans on how to appoint a fiduciary and link them to the regional office for assistance.
7	VA Central Alabama HCS (VAMC Montgomery - 619 and VAMC Tuskegee - 619A4)	VA disability/pension	We continue to partner with the U.S. Department of Agriculture Food Stamp office, VA Regional Office, and Social Security Administration.	Long-term, permanent housing	We continue to help clients transition into home ownership, and work with local coalitions in efforts to develop permanent housing.	Treatment for substance abuse	Same-day assessments for substance abuse treatment are performed at our VA.

Appendix 6: VA Community Initiatives: Status of FY 2007 Action Plans Addressing Homeless Veterans Needs

VISN	VA Facility - System Name	FY 2007 Need Identified	Update	FY 2007 Need Identified	Update	FY 2007 Need Identified	Update
7	VAMC - Augusta, GA - 509	Long-term, permanent housing	Ten units of HUD Shelter Plus Care are in development.	Child care	Interfaith Hospitality, Garden City expanded program; Augusta Rescue Mission is developing a new day care program.	Transitional living facility or halfway house	Local agencies applied for VA Grant and Per Diem funding.
7	VAMC Atlanta, GA - 508 (Decatur, GA)	Immediate shelter	We continue to meet with community providers to assure that immediate shelters meet the needs of veterans.	Transitional living facility or halfway house	We have 130 VA Grant and Per Diem transitional beds operated by three agencies. We also contract in the community for beds for women. We encourage community agencies to apply for VA Grant & Per Diem funding.	Long-term, permanent housing	Twenty-nine (29) Section 8 vouchers were re-activated by the local housing authority.
7	VAMC Birmingham, AL - 521	Long-term, permanent housing	There was a 10-bed increase during FY 2007.	Detoxification from substances	Patients who need detoxification are admitted to a medical bed.	Drop-in center or day program	We use community resources to assist our patients. We do not have a drop-in center or day program.
7	VAMC Charleston, SC - 534	Transportation	Nonprofits informed about van grants but did not apply. Humanities Foundation met with public transportation company about expanding bus service. Private pay systems of transport established for elderly.	Child care	United Way sponsored- resource identified for child care resource and referral. Grant for women and children with access to child care approved.	Long-term, permanent housing	New affordable housing complex scheduled to open November 2007. More are still needed.
7	VAMC Columbia, SC - 544	Long-term, permanent housing	We continue to work with South Carolina State Housing in helping veterans purchase homes.	Child care	We tried to get an agreement with a local agency but no success. There has not been much need lately, so interest has dropped.	Immediate shelter	Lutheran Family Services was approved for VA Grant and Per Diem funding.
7	VAMC Dublin, GA - 557	Transitional living facility or halfway house	We encouraged many agencies in Macon and Savannah to apply for VA Grant and Per Diem funding -- unfortunately, no agency applied. We still refer veterans to Atlanta and even out of state.	Transportation	A VA Domiciliary grant funded a part-time driver.	Legal assistance	Georgia State Veterans Service office (located at our hospital) and Georgia Legal Aid office (Macon, Georgia) assisted our veterans with legal issues.
7	VAMC Tuscaloosa, AL - 679	Long-term, permanent housing	Tuscaloosa VA Medical Center engaged in a relationship with our local housing authority to maintain nine Shelter Plus Care slots. Veterans are allowed to participate in the program up to five (5) years. During FY 2007 we submitted a proposal that may result in additional three slots for veterans in our area.	Immediate shelter	We have thirteen emergency beds located at The Salvation Army's Shelter.	Transitional living facility or halfway house	In August 2007, Tuscaloosa VA Medical Center approved a 10-bed VA Grant and Per Diem program (transitional) located at The Salvation Army's shelter. We also have an 8-bed, HUD-funded transitional residence program located at our VA. Tuscaloosa VA Medical Center has 96 beds in its domiciliary program targeting homeless veterans. W
8	VA North Florida/South Georgia HCS (VAMC Gainesville - 573 and VAMC Lake City - 573A4)	Long-term, permanent housing	We are establishing a formal partnership to manage a HUD supportive housing program with Gainesville Housing Authority. We hired a permanent supportive housing coordinator to work on this project.	Immediate shelter	Lake City has a new shelter in the planning process sponsored by Catholic Charities. We continue to be active with the local Ten-Year Plan to End Homelessness implementation.	Transitional living facility or halfway house	Two agencies were awarded VA Grant and Per Diem funds. Sixteen beds added to Volunteers of America in Gainesville, ten beds to Salvation Army in Daytona.
8	VAH Tampa, FL - 673	Immediate shelter	A plan is in place to look for more funding for shelters.	Transitional living facility or halfway house	Additional beds were added.	Long-term, permanent housing	We continue to work with local homeless coalition to access funding.

Appendix 6: VA Community Initiatives: Status of FY 2007 Action Plans Addressing Homeless Veterans Needs

VISN	VA Facility - System Name	FY 2007 Need Identified	Update	FY 2007 Need Identified	Update	FY 2007 Need Identified	Update
8	VAMC Bay Pines - 516	Immediate shelter	We attend local homeless coalition meetings and disseminate information regarding funding opportunities for homeless veterans.	Transitional living facility or halfway house	We have asked our staff to identify new transitional living facilities/halfway houses in the community, and provide outreach services to veterans residing in the facilities.	Treatment for dual diagnosis	Bay Pines VA substance abuse treatment program has developed a new dual diagnosis program. We will continue to encourage referrals to the program.
8	VAMC Miami, FL - 546	Transitional living facility or halfway house	Twenty additional beds are being added, with a possibility of an additional facility in the future. A 60-bed VA Domiciliary proposal has not yet been funded.	Dental care	All eligible VA Grant and Per Diem participants are now receiving dental care.	Job training	A vocational rehabilitation specialist was hired at our medical center and services are being provided there.
8	VAMC West Palm Beach, FL 548	Long-term, permanent housing	No HUD Section 8 housing vouchers were available for this year.	Immediate shelter	We continue to partner with Palm Beach County Homeless and Housing Alliance Committee and the Strategic Planning Committee to provide ongoing development of community resources.	VA disability/pension	We will continue to initiate VA disability/pension claims and forward them to the VA Mini-Service Center for expedition. We work closely with Veterans Benefits Administration to process claims.
8	VAMC San Juan, PR - 672	Immediate shelter	Some informal arrangements made with local shelters.	Transitional living facility or halfway house	Our first transitional facility opened on July 20, 2007.	Long-term, permanent housing	Some informal arrangements were made.
8	VAMC Orlando, FL-675		No action plan submitted last year. Orlando is a new VA Medical Center		No action plan submitted last year. Orlando is a new VA Medical Center		No action plan submitted last year. Orlando is a new VA Medical Center
9	VAMC Huntington, WV - 581	Long-term, permanent housing	Local HUD Continuum of Care groups continue to prioritize permanent housing projects and HUD Shelter Plus Care housing vouchers as part of their Super Notice of Funding Availability application process.	Treatment for substance abuse	The Huntington community is presently exploring the possibility of establishing a long term-substance abuse recovery program based on the "Healing Place" model in Louisville, Kentucky. This project is in its early planning stages.	Detoxification from substances	We increased detoxification bed capacity/accessibility within the VISN.
9	VAMC Lexington, KY - 596	Immediate shelter	We are exploring options with the local homeless coalition.	Long-term, permanent housing	We will work with local community partners to develop plans to increase housing.	Services for emotional or psychiatric problems	A plan to create a Mental Health Intensive Case Management (MHICM) program is now being reviewed by the VA Medical Center director.
9	VAMC Louisville, KY - 603	Long-term, permanent housing	More permanent housing options have been identified, although more are certainly needed.	Help with Finding a Job or Getting Employment	VA Grant and Per Diem providers are becoming increasingly aware of VA Compensated Work Therapy/Transitional Work Experience services and are directing residents to the programs.	Women's health care	We continue to outreach to local shelters. Our program has had contact with less female veterans this year despite outreach.
9	VAMC Memphis, TN - 614	Transitional living facility or halfway house	A new, 10-bed VA Grant and Per Diem hospice will open in December 2007.	Glasses	All community resources have been searched - still no assistance.	Help with transportation	VA Grant and Per Diem agencies have been more helpful with transportation. We re-assigned individuals who have primary care providers at VA Community Based Outpatient Clinics back to the main hospital due to no transportation. Will use Stand Down money to purchase bus tickets.
9	VAMC Mountain Home, TN - 621	Transitional living facility or halfway house	VA Grant and Per Diem funding for a 15-bed program was approved and veterans should be admitted by December 2007.	Long-term, permanent housing	One 8- bed units for homeless veterans with disabilities was opened but a fire destroyed the building.	Help with finding a job or getting employment	The Creating Jobs Initiative Task Force continues to meet.

Appendix 6: VA Community Initiatives: Status of FY 2007 Action Plans Addressing Homeless Veterans Needs

VISN	VA Facility - System Name	FY 2007 Need Identified	Update	FY 2007 Need Identified	Update	FY 2007 Need Identified	Update
9	VAMC Nashville, TN - 626 (Nashville and Murfreesboro)	Transitional living facility or halfway house	We are currently in the process of starting up a new rural VA Grant and Per Diem program in Russellville, Kentucky.	Help with Finding a job or getting employment	New grant money has been awarded to Operation Stand Down Nashville for enhancing its employment program.	Medical services	Our screening clinic is now in full operation five days a week with a dedicated team of professionals. We have a fee-based nurse practitioner and are requesting a full-time, VA nurse practitioner position.
10	VAMC Chillicothe, OH - 538	Immediate shelter	Several communities are in process of hiring a local homeless coordinators with a focus on coordination of services, data collection and resource acquisition.	Transitional living facility or halfway house	VA has participated in more HUD Continuum of Care meetings and getting more agencies to participate in our Project CHALENG. There has also been discussion with Ohio Congressional District 18 to promote the expansion of VA Grant and Per Diem programs.	Long-term, permanent housing	VA has participated in more HUD Continuum of Care meetings and getting more agencies to participate in our Project CHALENG.
10	VAMC Cincinnati, OH - 539 (Ft. Thomas, KY)	Dental care	Dental care has increased and continues to meet the needs of homeless veterans with new contract established.	Help with Finding a Job or Getting Employment	Veterans are gaining employment as a result of programs like our VA Compensated Work Therapy Program and Salvation Army's Department of Labor Homeless Veterans Reintegration Program.	Glasses	Our VA began providing glasses annually to homeless veterans. Veterans are identified also at our Stand Down for eye care and glasses.
10	VAMC Cleveland, OH - 541, (Brecksville, OH)	Re-entry services for incarcerated veterans	We provide supportive services to many re-entry vets. Three VA staff are trained "Citizen Circle" providers and assist offenders with re-entry issues.	Long-term, permanent housing	Emerald Commons opened in December 2006 and ten veterans are currently housed. VA staff continues participation on the local Shelter Plus Care advisory board.	Help with transportation	Collaboration with Cuyahoga County Veterans Service Commission to obtain bus tickets. Advocacy with community groups for transportation assistance continues.
10	VAMC Dayton, OH - 552	Transitional living facility or halfway house	A local agency was approved for ten VA Per Diem Only beds and they will be open soon.	Long-term, permanent housing	An agency opened up 60 permanent, supported housing units in the community that VA can access.	Help with finding a job or getting employment	Volunteers of America and the Job Center provide job coaching.
10	VAOPC Columbus, OH - 757, (Grove City, OH)	Re-entry services for incarcerated veterans	We have a social worker who will be looking for resources in the community for veterans leaving prison, and will be primarily working with these veterans. This social worker receives referrals from the VISN 10 Healthcare for Re-Entry Veterans specialist.	Women's health care	We continue to attempt to reach female veterans and link them with the appropriate services, including our women veterans clinic.	Immediate shelter	We continue to encourage local agencies to apply for HUD grants when available.
11	Toledo, OH, Outpatient Clinic	Long-term, permanent housing	No significant change. We will continue to support and encourage permanent housing projects with supportive services, including HUD Continuum of Care projects.	Immediate shelter	Emergency beds are still limited. New 30-bed VA Grant and Per Diem project approved.	Help with finding a job or getting employment	New intensive state employment program targets veterans who have challenges in maintaining gainful employment.
11	VA Northern Indiana HCS (VAMC Fort Wayne - 610A4 and VAMC Marion - 610)	Transportation	Disabled American Veterans networks have increased number of drivers. Bus passes have been purchased so veterans can travel to their VA appointments.	Transitional living facility or halfway house	Still working with Center for Solutions and Shepherd's House in creating plan to develop transitional housing for homeless veterans.	Long-term, permanent housing	In FY 2007, we participated in a Homeless Stand Down and made housing referrals to resources in our community and other VA Medical Centers. Contact has been made with the local HUD offices and further meetings are planned to discuss a collaborative relationship to work together to assist homeless veterans with permanent housing.

Appendix 6: VA Community Initiatives: Status of FY 2007 Action Plans Addressing Homeless Veterans Needs

VISN	VA Facility - System Name	FY 2007 Need Identified	Update	FY 2007 Need Identified	Update	FY 2007 Need Identified	Update
11	VAMC Battle Creek, MI - 515	Dental care	Portable dental lab was used at local Stand Down. We're using dental care services under VHA Directive 2002-080 "to the max and more."	Help with finding a job or getting employment	Goodwill Industries provides job training in Grand Rapids; Goodwill and VA Compensated Work Therapy and Supported Employment programs offer services in Battle Creek.	Long-term, permanent housing	Seventy-five permanent supported housing beds are being developed in Battle Creek, Michigan. Section 8 housing is available in Lansing, Michigan.
11	VAMC Danville, IL - 550	Long-term, permanent housing	We work closely with our local housing authority and many of our clients have been housed. We still have difficulty placing sex offenders and other ex-felons.	Treatment for substance abuse	Our substance abuse counselor is providing services at three VA Community Based Outpatient Clinics.	Transitional living facility or halfway house	We are continuing to encourage local agencies to apply for VA Grant and Per Diem funding.
11	VAMC Detroit, MI - 553	Long-term, permanent housing	Michigan State Housing Development Authority and City of Detroit have committed housing vouchers to a Homeless Preference Pilot Program. Veterans are applying for these.	Transitional living facility or halfway house	A 50-bed VA domiciliary opened in July. We are working with a local provider to develop 60 transitional housing beds.	Help with finding a job or getting employment	Several VA domiciliary residents have already secured employment through community contacts and the VA Compensated Work Therapy program.
11	VAMC Indianapolis - 583	Immediate shelter	We continue to advocate for more emergency beds.	Guardianship (financial)	Private companies have up to a 2-year waiting list for services.	Long-term, permanent housing	A new affordable housing database has been useful.
11	VAMC Saginaw, MI - 655	Long-term, permanent housing	Local homeless coalition continues to have difficulty engaging private landlords for a dialogue about permanent housing.	Re-entry services for incarcerated veterans	Michigan Prisoner Release Initiative (MPRI) is active. It reports a low recidivism rate for participants.	Help with finding a job or getting employment	Department of Labor representatives have been invited to our local planning meetings.
12	VAH Hines, IL - 578 and VA Chicago HCS (VAMC Chicago (LS) - 537A4 and VAMC Chicago (WS) - 537)	Transitional living facility or halfway house	We are still participating in our local Continuum of Care planning committee which is attempting to develop transitional housing.	Long-term, permanent housing	We are still participating in our local Continuum of Care planning committee which is attempting to develop permanent housing.	Help with finding a job or getting employment	We work with the Illinois Department of Employment to help secure employment for our homeless veterans.
12	VAH Madison, WI - 607	Dental care	Our VA Dental Service has treated all homeless veterans in our VA Grant and Per Diem program to date.	Long-term, permanent housing	We added 32 permanent housing beds this year.	Services for emotional or psychiatric problems	We have educated many local community agencies about VA mental health services and encouraged staff to refer veterans to us.
12	VAMC Iron Mountain, MI - 585	Legal assistance	This remains an ongoing issue we are attempting to address.	Re-entry services for incarcerated veterans	Local agencies have expressed an interest in this need; we need to develop some plans.	Drop-in center or day program	Funding cuts have hurt our ability to expand the local Salvation Army program to increase their services to 24 hours a day.
12	VAMC Milwaukee, WI - 695	Long-term, permanent housing	Sixty units of permanent housing for chronically homeless persons were created. Two new Continuum of Care proposals are in the works to create more.	Job training	Milwaukee Compensated Work Therapy/Supported Employment program has expanded its services to veterans in Racine County.	Transitional living facility or halfway house	One new 12-bed VA Grant and Per Diem project through an existing provider established.
12	VAMC North Chicago, IL - 556	Long-term, permanent housing	Fourteen new apartments units were created. Lake County Coalition and Habitat for Humanity submitted a proposal for 20 more units.	Transportation	Local transit authority has added and expanded some routes.	Help managing money	I-PLUS helps veterans manage money (and provides protective payee services for the veterans).
12	VAMC Tomah, WI - 676	Long-term, permanent housing	VA continuing to work with local coalitions, housing authorities and landlord/tenant associations.	Immediate shelter	VA works with Salvation Army and other community partners to provide vouchers for immediate shelter in local motels.	Transitional living facility or halfway house	VA Grant and Per Diem program has purchased a residence and will purchase two more.
15	VA Eastern Kansas HCS (VAMC Leavenworth - 677A4)	Transportation	A local agency, Assisted Independence, agreed to lead effort to develop transportation grants.	Long-term, permanent housing	Two agencies interested in developing supported housing programs for FY 2008.	Immediate shelter	Funding options researched. No lead agency identified.

Appendix 6: VA Community Initiatives: Status of FY 2007 Action Plans Addressing Homeless Veterans Needs

VISN	VA Facility - System Name	FY 2007 Need Identified	Update	FY 2007 Need Identified	Update	FY 2007 Need Identified	Update
15	VAH Columbia, MO - 543	Re-entry services for incarcerated veterans	The Boone County Offender Transition Network involves many collaborating agencies. Its website is operational.	Transitional living facility or halfway house	Phoenix Programs received VA Grant and Per Diem funding to house nine homeless veterans in three 3-bedroom units.	Long-term, permanent housing	We have leased a duplex for veterans in our Compensated Work Therapy Program. Waterbrook Project (beds for chronically homeless veterans) put on hold.
15	VAM&ROC Wichita, KS - 452	Long-term, permanent housing	Forty new beds will open in FY 2008. VA pension process is faster now which may help veterans afford permanent housing.	Transitional living facility or halfway house	We have two new VA Grant and Per Diem programs.	Immediate shelter	New half-way house is serving ex-offenders.
15	VAMC Kansas City, MO - 589	Long-term, permanent housing	We have identified two local property owners who may be interested in providing permanent housing for veterans. We are in negotiation with Missouri Department of Mental Health Housing Office for Section 8 housing resources.	Women's health care	Salvation Army houses female veterans; Kansas City VA Medical Center provides the health care.	Elder healthcare	Salvation Army has expanded services for elderly veterans in its VA Grant and Per Diem transitional housing program; health care services are available at our VA.
15	VAMC Marion, IL - 609	Immediate shelter	New emergency shelter opened last year. We have a working relationship with the facility regarding referrals and resource finding.	Transportation	There are continuing discussions regarding transportation planning in our extremely rural area.	Treatment for substance abuse	Three new addiction therapists hired and stationed at VA Community Based Outpatient Clinics.
15	VAMC Poplar Bluff, MO - 647	Long-term, permanent housing	Still working with several of our halfway house facilities to increase long-term housing options.	Transitional living facility or halfway house	We continue to encourage local agencies to apply for VA Grant and Per Diem funding.	Immediate shelter	We currently have three shelters in Poplar Bluff.
15	VAMC St. Louis, MO - 657	Dental care	Grace Hill Community Health Services (under a fee-basis arrangement) provides services to homeless veterans under VHA Directive 2002-080.	Long-term, permanent housing	Employment Connection wrote grant for ten units of veteran-specific housing. Grant still being considered.	Help with finding a job or getting employment	St. Patrick Center and Employment Connection continue to offer Department of Labor Homeless Veterans Reintegration Program services. Missouri Career Centers is encouraging employers to hire previously incarcerated veterans.
15	VAMC Topeka - 677	Dental care	We are requesting VA Central Office funds to provide dental care to homeless veterans.	Glasses	Our VA provides eye exams, and our local Lions Club pays for the glasses.	Help managing money	Community partners have done a great job of providing money management training at many community sites.
16	VA Central Arkansas Veterans HCS - 598	Long-term, permanent housing	We place veterans into permanent housing using Section 8 vouchers. We also access permanent housing for formerly incarcerated veterans through the Jericho Coalition.	Legal assistance	We held a homeless court in March 2006 and plan to have one twice a year.	Dental care	Through our new dental grant we have served 24 veterans. We also refer veterans who do not qualify under VHA Directive 2002-080 to River City Ministry .
16	VA Gulf Coast HCS - 520, Biloxi, MS, Pensacola, FL	Long-term, permanent housing	We are continuing to explore options.	Immediate shelter	We have developed an informal arrangement with local mission. The mission allows veterans to stay until they can get into a rehabilitation program.	Dental care	We have begun using two new resources, St. Joseph Free Medical Clinic and Alfred Washburn Center.
16	VAMC Alexandria, LA - 502	Immediate shelter	No progress: the problem continues to grow.	Long-term, permanent housing	We will pursue VA Supported Housing resources for our veterans.	Services for emotional or psychiatric problems	We have strengthened our relationships with local mental health agencies and services have increased.
16	VAMC Fayetteville, AR - 564	Long-term, permanent housing	Quality Life Association (Fayetteville) has started construction on a 55-unit permanent housing facility.	Job training	VA Medical Center Fayetteville now has a Compensated Work Therapy Program in place and we make referrals as appropriate.	Transportation	HOUSE, Inc. was awarded a Disabled American Veterans van to transport homeless veterans.

Appendix 6: VA Community Initiatives: Status of FY 2007 Action Plans Addressing Homeless Veterans Needs

VISN	VA Facility - System Name	FY 2007 Need Identified	Update	FY 2007 Need Identified	Update	FY 2007 Need Identified	Update
16	VAMC Houston, TX - 580	Long-term, permanent housing	We have 70 new beds through U.S. Vets and its HUD Shelter Plus Care grant.	Immediate shelter	Our domiciliary will open in late 2007 or early 2008.	Treatment for substance abuse	Brazos Place and Extended Aftercare Inc. are opening up new treatment slots.
16	VAMC Jackson, MS - 586	Long-term, permanent housing	A local application for HUD funding for permanent housing was not approved. A local agency is offering short-term housing (1 year or less) for graduates of its VA Grant and Per Diem program.	Help with finding a job or getting employment	A VA Grant and Per Diem-funded program in Hattiesburg, Mississippi provides job finding services, education assistance and case management for veterans.	Job training	We give job training referrals to our veterans. A local VA Grant and Per Diem provider also provides referrals for job training. We work closely with our VA Compensated Work Therapy and Incentive Therapy programs, and a Department of Labor Disabled Veterans Outreach Program (DVOP). We also work with an agency which assists disabled people find employment.
16	VAMC New Orleans, LA - 629	Immediate shelter	New Orleans Mission opened 100 shelter beds; Salvation Army opened 64 beds for women and plans to open 64 beds for men soon.	Long-term, permanent housing	Volunteers of America opened 84 SRO beds in New Orleans. Since Hurricane Katrina, housing has improved slowly. Housing Authority of New Orleans has not released 100 voucher previously allotted to VA.	Transitional living facility or halfway house	One VA Per Diem Only agency was awarded 30 beds and four other VA Grant and Per Diem sites were awarded a total of 40 beds.
16	VAMC Oklahoma City, OK - 635	Re-entry services for incarcerated veterans	Our outreach coordinator visited seven correctional centers throughout the state in FY 2007 with more visits to follow in FY 2008.	Help with finding a job or getting employment	New supported employment staff working with our homeless program to help get veterans employed.	Glasses	Some community resources are available. We have not received priority status at our VA for eye care for homeless veterans.
16	VAMC Shreveport, LA - 667	Long-term, permanent housing	We currently have 35 veterans housed with HUD Shelter Plus Care vouchers.	Dental care	All homeless veterans who qualify under VHA Directive 2002-080 receive care either at our VA or through fee-basis.	Help with finding a job or getting employment	Compensated Work Therapy Program is now operational with ten positions at our VA Medical Center. Seven veterans have been hired at our VA.
16	VAMC Muskogee, OK-623 (Tulsa, OK)	Transitional living facility or halfway house	Bryce House, a transitional living facility opened in January 2007.	Help with finding a job or getting employment	We are currently recruiting new staff for our Compensated Work Therapy Program.	Dental care	We are providing dental care to veterans through fee-basis.
17	VA Central Texas HCS (VAMC Marlin - 674A5, VAMC Temple - 674 and VAMC Waco - 674A4), Austin	Long-term, permanent housing	Foundation Communities opened 140 SRO beds in Austin.	Treatment for substance abuse	City and county continue to fund substance abuse treatment.	Child care	Austin continues to provide funding for childcare.
17	VA North Texas HCS (VAMC Bonham - 549A4 and VAMC Dallas - 549)	Long-term, permanent housing	In partnership with Urban League and Metro Care, efficiencies were built and are being filled. There is still a plan to build single room occupancy units as well.	Treatment for substance abuse	We have co-located substance abuse treatment staff with our Fort Worth homeless program.	Help with finding a job or getting employment	We created a brochure about our Compensated Work Therapy Program and are educating state and local agencies about our services.
17	VA South Texas Veterans HCS (VA OPC Corpus Christi, TX - 671BZ)	Long-term, permanent housing	Local Housing authority is still renovating apartments for veterans and is reviewing applications.	Immediate shelter	The City of Corpus Christy now manages the Homeless Management Information System which matches those in need with available emergency beds.	Dental care	We are referring veterans to a local dental hygiene clinic.
17	VA South Texas Veterans HCS (VAMC Kerrville - 671A4 and VAH San Antonio - 671), Corpus Christi, TX	Dental care	We have hired a fee-basis dentist to provide care to homeless veterans under VHA Directive 2002-080.	SSI/SSD process	American GI Forum has one staff member responsible for social security applications and processes.	Transitional living facility or halfway house	Local agencies did not apply for VA Grant and Per Diem funding as planned.

Appendix 6: VA Community Initiatives: Status of FY 2007 Action Plans Addressing Homeless Veterans Needs

VISN	VA Facility - System Name	FY 2007 Need Identified	Update	FY 2007 Need Identified	Update	FY 2007 Need Identified	Update
18	El Paso VA HCS, TX - 756	Long-term, permanent housing	VA, HUD, and Salvation Army are developing a memorandum of understanding to create Shelter Plus Care housing.	Immediate shelter	We have more staff visiting shelters on a regular basis to address needs of veterans. We are still exploring grant opportunities and potential providers.	Help with finding a job or getting employment	We now have two Compensated Work Therapy staff who have developed a pool of employment opportunities for veterans.
18	VA New Mexico HCS - 501	Long-term, permanent housing	Two partner agencies have started construction on a permanent housing project in Gallup, New Mexico.	Detoxification from substances	We now have a VA substance abuse counselor who provides treatment to our homeless veterans.	Immediate shelter	There has been no new shelters built in our service area.
18	VA Northern Arizona HCS - 649	Long-term, permanent housing	U.S. Vets now has six permanent housing units.	Services for emotional or psychiatric problems	Our VA PTSD (post-traumatic stress disorder) program began this summer.	Dental care	We provided dental care to approximately 40 veterans under VHA Directive 2002-080.
18	VA Southern Arizona HCS - 678	Transitional living facility or halfway house	We added 16 new beds for stabilization and transition into long-term substance abuse treatment. We have a grant pending for 12 transitional beds for re-entering incarcerated veterans.	Long-term, permanent housing	We are working with agencies in developing Shelter Plus Care beds for veterans. We are participating in the Tucson Planning Council's Ten-Year Plan to End Homelessness.	Dental care	We refer veterans to community college dental technician program and have increased other informal agreements. We are requesting VA funds for homeless veteran dental care under VHA Directive 2002-080.
18	VAMC Amarillo, TX - 504	Detoxification from substances	We will be meeting with funding agencies soon to begin developing a community outpatient detoxification system. We continue to contract inpatient detoxification services.	Treatment for substance abuse	We have added ten additional substance abuse treatment staff and seen a 30% increase in patient visits.	Job training	We are seeking funding for job training and placement services in collaboration with our community providers.
18	VA West Texas HCS - 519	Immediate shelter	We are still looking for a homeless shelter to contract services with.	Transitional living facility or halfway house	We have provided VA statistics to inform local grant submission. Neither of our counties, however, received HUD Continuum of Care funds.	Help with finding a job or getting employment	Have constantly used the services of the Texas Work Force Center and Texas Rehabilitation, as well as our own VA rehabilitation program.
18	VAMC Phoenix, AZ - 644	Long-term, permanent housing	We are collaborating with programs who have Section 8 Housing resources. Also, working more closely with the Governor's Task Force, Interagency Council on Homelessness, and Maricopa Association of Governments.	Transitional living facility or halfway house	We are working with St. Vincent De Paul to develop contract for veteran-specific beds for FY 2008.	Dental care	Central Arizona Shelter Services Dental Clinic is now serving our veterans under a memorandum of understanding.
19	VA Montana HCS (VAM&ROC Ft. Harrison - 436 and VA Eastern Montana HCS - 436A4), Miles City, MT	Long-term, permanent housing	Governor's Council on Homelessness has identified Billings, Montana as location to focus its Ten-year Plan to End Homelessness.	Transitional living facility or halfway house	A local nonprofit applied for but did not receive VA Grant and Per Diem funding. They are applying again.	Immediate shelter	Plan to contract with our VA for a shelter did not materialize.
19	VA Southern HCS, CO-567	Long-term, permanent housing	We received a grant of \$64,000 for contract housing.	Services for emotional or psychiatric problems	Advanced clinic access has greatly improved mental health service access.	Treatment for substance abuse	Our substance abuse program has expanded and is able to meet our needs.
19	VAM&ROC Cheyenne, WY - 442	Long-term, permanent housing	Local HUD Continuum of Care has hired a grant writer to submit new proposals for permanent housing.	Medical services	No new grants received for medical services. Progress is slow.	Immediate shelter	No progress. Need has increased due to influx of energy boom workers in very rural areas.
19	VA Eastern/Southern Colorado HCS, CO (VAMC Denver - 554)	Long-term, permanent housing	Two new HUD Shelter Plus Care beds were funded through local HUD Continuum of Care.	Treatment for substance abuse	For FY 2007, 69 VA Grant and Per Diem beds were funded for homeless individuals with a primary diagnosis of substance abuse.	Dental care	Utilized VHA Directive 2002-080 monies to serve veterans. A small grant paid for dental care for veterans who were ineligible to receive care under the VA dental Initiative.

Appendix 6: VA Community Initiatives: Status of FY 2007 Action Plans Addressing Homeless Veterans Needs

VISN	VA Facility - System Name	FY 2007 Need Identified	Update	FY 2007 Need Identified	Update	FY 2007 Need Identified	Update
19	VAMC Grand Junction, CO - 575	Long-term, permanent housing	We broke ground on three supportive housing units in August 2007.	Transportation	Continuing to obtain bus passes for veterans through local transit agency.	Treatment for substance abuse	We continue to educate local providers about VA substance abuse treatment services and encourage referrals.
19	VAMC Salt Lake City, UT - 660	Long-term, permanent housing	Housing Authority of Salt Lake City opened up an apartment complex in March 2007. The complex has 20 VA Grant and Per Diem units which will be converted into permanent housing. Once the veterans graduate the VA GPD program, they will not have to move!	Detoxification from substances	Still continuing to discuss with local agencies the concept of a one-stop "campus" that would offer a range of homeless veteran services including drug detoxification.	Job training	Safety Consortium provides MSHA (Mine Safety and Health Administration), OSHA (Occupational Safety and Health Administration), and HAZMAT (hazardous materials) training for our veterans -- approximately 92% of the training graduates have found employment.
19	VAMC Sheridan, WY - 666	Immediate shelter	A re-assessment revealed a greater area need for transitional housing: existing emergency shelter beds are adequate.	Long-term, permanent housing	There has been no real solution regarding the lack of affordable housing. Its remains a significant community issue.	Transportation	We have received some help through local grants and donated services.
20	VA Alaska HCS & RO - 463	Long-term, permanent housing	Anchorage's Ten-Year Plan to End Homelessness is an aggressive building program that is moving forward.	Treatment for substance abuse	We added two peer support technicians to outreach to veterans with substance abuse issues.	Dental care	Veterans in our residential homeless programs receive care. Veterans in outpatient can be seen for emergency care when the dental clinic has an opening due to a no-show.
20	VA DOM White City, OR - 692	Long-term, permanent housing	Plan to build Single Room Occupancy (SRO) at VA Southern Oregon Rehabilitation Center scrapped because state of Oregon and VA were unable to reach agreement. Working with other community partners and county homeless task force to develop more resources.	Transitional living facility or halfway house	Interfaith Care Community will have 16 beds operational soon. Rogue Retreat has ten beds operational. Salvation Army will be building family units in 2008.	Services for emotional or psychiatric problems	VA patients with mental health issues are being screened within a week with triage emergency services available on weekdays. There is still a large wait time between being screened and being seen unless there is urgent need. Jackson County Mental Health has been cut to bare bones due to a shortage of funding.
20	VA Puget Sound HCS (VAMC American Lake - 663A4 and VAMC Seattle, WA - 663), Tacoma, WA	Long-term, permanent housing	Seventeen new Section 8 vouchers have been made locally.	Transitional living facility or halfway house	Two additional programs in the community received VA Grant and Per Diem funding to create 32 beds.	Treatment for dual diagnosis	Outreach staff are developing strong community contacts. VA rapid access clinic mandates have resulted in streamlined treatment process.
20	VA Roseburg HCS, OR - 653 (Eugene, OR)	Transitional living facility or halfway house	St. Vincent De Paul has been awarded VA Grant and Per Diem funding for transitional housing.	Dental care	We received \$30,000 for dental care for homeless veterans. Local dental service providers have been utilized but pro-bono services have not been identified.	Services for emotional or psychiatric problems	Collaboration with community mental health providers is increasing and improving. Client self-help groups have had sporadic success.
20	VAMC Boise, ID - 531	Transitional living facility or halfway house	Local agency now has 32 VA Grant and Per Diem beds.	Detoxification from substances	Local community detoxification center has been in development process for several years. Progress is slow.	Dental care	We just signed on with two community partners who will provide a total of 32 VA Grant and Per Diem only beds. This opens the door to some dental funding for homeless veterans which we plan to pursue in fiscal year 2008.
20	VAMC Portland, OR - 648	Long-term, permanent housing	We will be adding eight new permanent geriatric beds through collaboration with a community program, Northwest Pilot Project.	SSI/SSD process	We now have one dedicated VA staff member working on SSI/SSA claims.	Legal assistance	We now have two voluntary attorneys providing legal assistance (family and criminal law).
20	VAMC Spokane, WA - 668	Treatment for dual diagnosis	We now have a psychiatrist who dedicates two half-days a month for assessment, treatment, and consultation.	Dental care	We have utilized VA Grant and Per Diem dental monies for treatment.	Long-term, permanent housing	We now have 18 HUD Shelter Plus Care beds.

Appendix 6: VA Community Initiatives: Status of FY 2007 Action Plans Addressing Homeless Veterans Needs

VISN	VA Facility - System Name	FY 2007 Need Identified	Update	FY 2007 Need Identified	Update	FY 2007 Need Identified	Update
20	VAMC Walla Walla, WA - 687	Transitional living facility or halfway house	Walla Walla Housing Authority opened 14 new VA Grant and Per Diem beds. Also, Franklin County Housing Authority has agreed to apply for VA GPD funding - pending gaining access to a Department of Defense base closure property.	Long-term, permanent housing	Our VA Grant and Per Diem graduates are placed on a short list for Section 8 vouchers by our Walla Walla Housing Authority.	Immediate shelter	We have improved our access to local homeless shelters and missions.
21	VA Central California HCS, CA - 570	Transitional living facility or halfway house	We will receive funding for six female, five family, and six male beds.	Detoxification from substances	No progress in developing a detoxification program. We are working with VA Central Office on this.	Services for emotional or psychiatric problems	We are developing a plan for emergency housing (3-10 days services for evaluation and stabilization), and interim stay support (3-6 months of supported housing) for patients with emotional or psychiatric problems.
21	VA Northern California HCS - 612 (Martinez, Oakland and Sacramento)	Transitional living facility or halfway house	One new VA Grant and Per Diem program (12 beds) was established in suburban area. We continue to encourage agencies in rural areas to apply for VA GPD funds.	Drop-in center or day program	We continue to encourage groups in rural communities to develop funding.	Re-entry services for incarcerated veterans	We support a newly hired VA re-entry specialist and continue to partner with community groups (such as Volunteers of America) the provide services for recently-released veterans.
21	VA Palo Alto HCS (VAMC Livermore - 640A4 and VAMC Palo Alto - 640), Menlo Park, CA	Transitional living facility or halfway house	Capital grant awarded and we are awaiting program opening.	Long-term, permanent housing	Still a need with not much progress made. A 200-unit complex (Paseo Center) is pending completion.	Immediate shelter	We have completed a community resource booklet for homeless veterans in our tri-county area which provides a list of emergency shelters.
21	VA Sierra Nevada HCS, NV - 654	Immediate shelter	Reno-Sparks Gospel Mission is building a homeless shelter.	Transitional living facility or halfway house	We network with halfway houses and an agency that houses chronically homeless, severely mentally ill individuals. The city of Reno is building a triage support center at the Men's Drop In Center. Several agencies will be onsite to assist with housing needs.	Dental care	Approximately 12 veterans have received dental care through the Health Access Washoe County (HAWC) clinic. More referrals will be made to veterans who qualify for care under the VHA Dental Directive.
21	VAM&ROC Honolulu, HI - 459	Elder healthcare	We received funding for a hoptel and contract residential care for severely mentally ill veterans. This will serve some sub-populations of older adults. Ideally, we would like VA funding for a program specifically targeting older adults.	Transitional living facility or halfway house	VA Grant and Per Diem program now operates a family program.	Job training	We hired a supported employment specialist.
21	VAMC San Francisco, CA - 662	Transportation	We have increased the number of shuttle trips between our VA facilities.	Assistance with personal hygiene	We continue to procure personal hygiene supplies for our veterans.	Food	Food Stamp representative did a presentation. Attendance by veterans was spotty, however.
22	VA Greater Los Angeles HCS (VAOPC Los Angeles - 691GE and VAMC Sepulveda - 691A4 and VAMC West Los Angeles - 691)	Long-term, permanent housing	There are plans to expand the number of Section 8 vouchers for our VA Supported Housing Program.	Treatment for dual diagnosis	New Directions recently opened a 10-bed dual diagnosis program on our West Los Angeles VA campus.	Job training	Several vocational rehabilitation specialists hired. Our Supported Employment program continues to expand with new employers including the California Department of Transportation.
22	VA Southern Nevada HCS - 593	Transitional living facility or halfway house	No new transitional housing initiatives with community partners at this time. We will continue to develop transitional housing ideas with WestCare.	Drop-in center or day program	We are in the process of exploring the feasibility of a drop-in center/service center.	Eye care	Lions Club provides glasses for our homeless veterans.. Did not establish collaborative relationship with LensCrafters as planned.

Appendix 6: VA Community Initiatives: Status of FY 2007 Action Plans Addressing Homeless Veterans Needs

VISN	VA Facility - System Name	FY 2007 Need Identified	Update	FY 2007 Need Identified	Update	FY 2007 Need Identified	Update
22	VAMC Loma Linda, CA - 605	Long-term, permanent housing	No substantial change. We are continuing to investigate possible resources.	Immediate shelter	No substantial progress. The agencies providing immediate shelter in our area continually change.	Transitional living facility or halfway house	We are hoping our new full-time Grant and Per Diem liaison will help local agencies develop transitional housing. This past year, three agencies did apply for GPD funding, but they were unsuccessful.
22	VAMC Long Beach, CA - 600	Immediate shelter	A community partner has increased capacity and another is in process. No progress in developing a shelter on VA grounds.	Long-term, permanent housing	We continue to work closely with U.S. Vets in their initiative to expand long-term housing. Local Ten-Year Plan to End Homelessness group is identifying permanent housing funding resources.	Transitional living facility or halfway house	U.S. Vets and Veterans First continue to provide transitional housing. One of four VA-contracted substance abuse halfway homes closed.
22	VAMC San Diego, CA - 664	Permanent Housing	We continue to advocate for more affordable housing at local HUD Continuum of Care meetings.	Immediate shelter	We continue to advocate for year-round shelter at community meetings.	Transitional living facility or halfway house	Veterans Village of San Diego added 48 new transitional beds.
23	VA Black Hills HCS (VAMC Fort Meade - 568 and VAMC Hot Springs - 568A4)	Transitional living facility or halfway house	Cornerstone Rescue Mission added 60 beds through VA Grant and Per Diem funding.	Services for emotional or psychiatric problems	VA MHICM (Mental Health Intensive Case Management) program started last June. A VA life skills residential program is starting in December.	Discharge upgrade	There is a huge need at the four reservations we serve. VISN 23 Veterans Benefits Administration officers will be meeting with tribal veterans service officers to develop strategies on how to get discharge upgrades for local veterans.
23	VAH&ROC Sioux Falls, SD - 438	Transitional living facility or halfway house	We have encouraged local agencies to apply for VA Grant and Per Diem funding. One will apply next year.	Long-term, permanent housing	We have completed memorandums of understanding with local agencies and now have five HUD Shelter Plus Care vouchers for use next year.	VA disability/pension	We provided education at local homeless coalition regarding the procedure for veterans applying for pension/disability.
23	VAM&ROC Fargo, ND - 437	Long-term, permanent housing	We continue to advocate for permanent housing for homeless veterans in regional Ten-Year Plans to End Homelessness (City of Fargo, State of North Dakota).	Transitional living facility or halfway house	Centre Inc. Facility has opened transitional housing beds and should be accepting veteran placements soon.	Immediate shelter	City of Fargo has designated funding for an alternative/emergency shelter. The goal is to have it operational this coming winter.
23	VAMC Minneapolis, MN - 618, and Superior, WI	Long-term, permanent housing	We are participating members of shelter and homeless committees/groups in the Twin City area that are addressing permanent housing. We interface with single room occupancy providers and work to develop a collaborative relationship for referrals.	Transitional living facility or halfway house	VA Grant and Per Diem beds will increase from 28 to 63 in FY 2008 with an additional ten pending.	Transportation	For FY 2007, we continued to provide tokens and car transportation as available and consistent with client need. We also continue to refer to organizations that provide transportation for specific services: e.g. transportation resources for job seeking, for medical appointments, etc.
23	VAMC St. Cloud, MN - 656	Transitional living facility or halfway house	We are working with local partners to develop 24 units of transitional housing.	SSI/SSD process	The St. Cloud VA screens veterans (in our programs or out in the community) who may be eligible to apply for SSI/SSD. We take people to the Social Security office to apply for benefits and assist them with the necessary paperwork. We also help them understand the burdensome and time-consuming process that goes along with an application for benefits.	Re-entry services for incarcerated veterans	We participate in Stearns County RAP (Release Advance Planning) program to connect incarcerated veterans with VA services.

Appendix 6: VA Community Initiatives: Status of FY 2007 Action Plans Addressing Homeless Veterans Needs

VISN	VA Facility - System Name	FY 2007 Need Identified	Update	FY 2007 Need Identified	Update	FY 2007 Need Identified	Update
23	VA Central Iowa HCS (VAMC Des Moines - 555)	Women's health care	We continue to work with community agencies who provide health care for women. Also working with local VA to schedule exams.	Re-entry services for incarcerated veterans	Re-entry specialist position filled and working with prisons, community, corrections, etc. Other VA staff doing limited services.	Long-term, permanent housing	An informal agreement with a community agency providing permanent housing has been reached.
23	VA HCS (VAMC Grand Island - 597A4 and VAMC Lincoln - 597)	Transportation	Attempt to develop a comprehensive community plan to coordinate public transportation still in its early phases.	Transitional living facility or halfway house	Three assisted living facilities in Nebraska have applied for VA Grant and Per Diem funding.	Immediate shelter	Two agencies (People's City Mission in Lincoln, Lincoln Connection in North Platte) are currently adding shelter beds.
23	VAMC Iowa City, IA - 584	Long-term, permanent housing	John Lewis Coffee Shop's "housing first" permanent housing program is operational and at capacity.	Immediate shelter	Shelter House (Iowa City) was to build emergency and transitional housing units -- but the plan is currently on hold due to a dispute over land usage.	Job training	Goodwill Industries now operates a Department of Labor Homeless Veterans Reintegration Program.

Appendix 7: Agencies Recognized for Assisting in Implementing FY 2007 Action Plans

VISN	VA Facility - System Name	Agency	Agency	Agency
1	VA Boston HCS (VAMC Boston - 523 and VAMC W. Roxbury - 523A4), VAMC Brockton, MA - 523A5 and VAH Bedford, MA	Massachusetts Veterans Incorporated developed over 60 units of permanent housing for veterans.	New England Shelter for Homeless Veterans added more intensive supports (educational, vocational) to their women's program.	Veterans Homestead (Leslie Lightfoot) added 16 units of permanent housing for individuals with dual diagnosis.
1	VA Connecticut HCS (VAMC Newington and VAMC West Haven)	West Haven Housing Authority-- has maintained HUD-VA Supported Housing vouchers issued several years ago. Additionally, veterans have preference for Section 8 vouchers.	Common Ground supported development of home ownership opportunities for veterans.	Leeway, Inc. created 18 slots for permanent housing for individuals with HIV -- with veteran preference.
1	VAM&ROC Togus, ME - 402	Community Housing of Maine (CHOM) received VA Grant and Per Diem funding for transitional funding.	Maine State Housing Authority provides matching funds for all housing services for homeless veterans.	Oxford Street Shelter (City of Portland) houses any homeless veteran in crisis.
1	VAM&ROC White River Junction, VT - 405	Upper Valley HAVEN is developing a new singles shelter which will be walking distance to the White River Junction VA.	Morningside Emergency Shelter serves as a transitional housing facility by allowing veterans to stay for extended periods while they find more permanent housing. Morningside staff provides intensive case management and collaborates closely with VA staff.	Committee on Temporary Shelter (COTS) provides shelter to homeless veterans in the Burlington area and also runs a small transitional housing program. COTS staff provides case management with a focus on income/skills development.
1	VAMC Manchester, NH - 608	Harbor Homes, Inc. is a helpful and resourceful agency which recently opened another VA Grant and Per Diem facility that admits male and female veterans, plus family members. The agency obtained a van to assist with transportation and continues to help veterans find employment and permanent housing.	(no agency identified)	(no agency identified)
1	VAMC Northampton, MA - 631 (Leeds)	United Veterans of America (UVA) worked with VA staff and community dentists in order to meet the dental needs of 122 homeless veterans.	Hillcrest Dental Clinic staff worked diligently with VA homeless veterans and treated them respectfully.	(no agency identified)
1	VAMC Providence, RI - 650, Bristol, CT	Nickerson Community Center purchased and rehabilitated buildings in several streets in their Providence neighborhood. Some of their apartments have been made available to veterans leaving transitional housing. They also have a sober rooming house available for veterans.	(no agency identified)	(no agency identified)

Appendix 7: Agencies Recognized for Assisting in Implementing FY 2007 Action Plans

VISN	VA Facility - System Name	Agency	Agency	Agency
2	VA Western New York HCS - (VAMC Batavia - 528A4 and VAMC Buffalo - 528)	Buffalo City Mission (Cornerstone Manor)-- opened a new building which increased the number of shelter beds for women and children. The building also hosts a new transitional residence for women.	AmVets New York State Foundation and local AmVets chapter provide strong advocacy & support on behalf of homeless veterans.	Homeless Alliance of Western New York continues to work with community agencies to address homelessness. The Alliance recently developed a new task force to address the dumping of homeless patients from inpatient hospital units.
2	VAMC Albany, NY - 500	Albany Housing Authority works closely with our HUD-VA Supported Housing (VASH) coordinator in providing Section 8 vouchers to veterans, and is considering increasing the number of vouchers.	Saratoga County Rural Preservation Company was approved for eight VA Grant and Per Diem beds.	Albany County. Continuum of Care Coalition on Homelessness oversees development of local Ten-Year Plan to End Homelessness, and organizes community awareness activities.
2	VAMC Canandaigua, NY - 528A5, Bath, NY, Rochester, NY	Salvation Army plays an integral role in assisting veterans with employment services through its Department of Labor Homeless Veterans Reintegration Program (Project Redirect).	(no agency identified)	(no agency identified)
2	VAMC Syracuse, NY - 670	Housing Visions, Inc. developed Eaglewood East permanent housing units with some apartments reserved for homeless veterans.	(no agency identified)	(no agency identified)
3	VA Hudson Valley HCS (VAMC Castle Point - 620A4 and VAMC Montrose - 620)	Westhab completed renovation and inspection on new 12-bed VA Grant and Per Diem transitional housing program. The agency has applied for an additional GPD transitional housing program and 11 HUD Shelter Plus Care beds.	Common Ground Community completed a memorandum of understanding for a VA Grant and Per Diem transitional housing program on VA grounds.	Empire State Carpenters Union provides pre-apprenticeship training.
3	VA New Jersey HCS (VAMC East Orange - 561 and VAMC Lyons - 561A4)	Community Hope, Parsippany, continues to provide superior service to veterans in New Jersey by expanding its transitional bed program.	(no agency identified)	(no agency identified)
3	VAMC Bronx, NY - 526, VA New York Harbor HCS (VAMC Brooklyn - 630A4 and VAMC New York - 630)	Department of Homeless Services, city of New York, partners with us in developing long-term, permanent housing.	Volunteers of America and Doe Fund have been awarded VA Grant and Per Diem funding for transitional housing.	Wildcat Service Corporation and Doe Fund provides job placement for homeless veterans.
3	VAMC Northport, NY - 632	Suffolk County Veterans Service facilitated a connection between the VA and Suffolk County Sheriff's Office. A VA case manager now outreaches to veterans in the jail.	The Regensburg Organization opened a newly-renovated 12-bed transitional group residence for veterans discharged from our SARRTP (Substance Abuse Residential Rehabilitation Treatment Program). Veterans receive quality, affordable housing in close proximity to the VAMC so they can continue their daily work therapy.	(no agency identified)

Appendix 7: Agencies Recognized for Assisting in Implementing FY 2007 Action Plans

VISN	VA Facility - System Name	Agency	Agency	Agency
4	VA Pittsburgh HCS, PA (VAMC Pittsburgh (HD) - 646A5 and VAMC Pittsburgh (UD) - 646)	Shepherd's Heart added three acute beds.	Mechling-Shakley Veterans Center (268 Center) applied for additional VA Grant and Per Diem beds. They were denied, but are planning to apply again. Presently, they have 37 GPD beds.	Allegheny County Bureau of Hunger and Housing continues to help the homeless in our county.
4	VAM&ROC Wilmington, DE - 460	Ministry of Caring assists with food baskets and supermarket cards as requested.	Gateway House provides transitional housing to low-income veterans.	Wilmington YMCA Residential Program provides transitional housing to low-income veterans.
4	VAMC Altoona, PA - 503	Vietnam Veterans of America has assisted with costs for motel stays and transportation. We have a good working relationship.	Family Services Inc. (Men's Shelter) provides emergency shelter and will make space for any veteran -- even if it is a couch. The shelter supervisor keeps in contact weekly or more. The agency provides comprehensive services.	Veterans of Foreign Wars (VFW) donated \$2000 to the Altoona VA Medical Center homeless fund. This money has been used to prevent veterans from becoming homelessness (e.g., pay local tax collection company).
4	VAMC Butler, PA - 529	Center for Community Resources provides transitional housing to many of our homeless veterans.	(no agency identified)	(no agency identified)
4	VAMC Clarksburg, WV - 540	In cooperation with Clarksburg-Harrison County Housing Authority and North Central West Virginia Homeless Coalition, housing vouchers for chronically homeless were approved. Eight veterans are currently being served.	Susan Dew Hoff Memorial Clinic, Inc. provides dental care to the working poor.	North Central Community Action and Bartlett House, Inc. provide transitional housing in the Marion and Monongalia Counties to our homeless veterans.
4	VAMC Coatesville - 542	Philadelphia Veterans Multi-Service and Education Center continues to provide the best in transitional housing with a mind to always improve and expand. Currently, they run 120 beds on the Coatesville VA Medical Center campus.	Community Volunteers in Medicine and Affordable Dentures provide low-cost quality services to our veterans with special dental needs over the past several years.	(no agency identified)
4	VAMC Erie, PA - 562	Community Health Net is always willing to help a veteran in need of dental care and provides a full examination and cleaning.	The Erie Blind Association provides veterans with eye exams and glasses.	(no agency identified)
4	VAMC Lebanon, PA - 595	Tabor Community Services was awarded VA Grant and Per Diem funding for FY 2008.	York Rescue Mission staff members have been willing to accommodate veterans with special needs such as those with ambulatory dysfunction.	Cumberland County Housing Authority staff members have worked diligently to place veterans into permanent subsidized housing.
4	VAMC Philadelphia, PA - 642	Fresh Start, Inc. has purchased a home adjacent to its existing VA Grant and Per Diem program. This will add six additional beds.	(no agency identified)	(no agency identified)

Appendix 7: Agencies Recognized for Assisting in Implementing FY 2007 Action Plans

VISN	VA Facility - System Name	Agency	Agency	Agency
4	VAMC Wilkes-Barre, PA - 693	Career Link meets our homeless veterans in the community or on our VA campus, and finds them gainful employment.	Vision Emergency Shelter continues to provide immediate shelter and transportation.	Commission on Economic Opportunity will be opening eight new apartments on our campus. They also provide first-month rental assistance for veterans seeking permanent housing in the community.
5	VA Maryland HCS (VAMC Baltimore - 512, VAMC Fort Howard - 512A4 and VAMC Perry Point - 512A5)	The Baltimore Station, Inc. received a new grant to double their program size and increase the amount of independent housing.	(no agency identified)	(no agency identified)
5	VAMC Martinsburg, WV - 613	Our VAMC Martinsburg dental clinic has been very positive and cooperative in serving our homeless veterans.	Potomac Highlands Support Services has been a VA Grant and Per Diem provider for ten years. Last year, the agency developed a learning resource center . They have increased staffing to deal with our more chronically homeless and have supported our new Peer Housing Location Assistance Group (PHLAG) Program.	(no agency identified)
5	VAMC Washington, DC - 688	Prince George's County (Maryland) Department of Social Services worked very hard to secure 25 Section 8 vouchers for veterans. The agency involves the VA in community partnership for planning, data gathering, resource sharing and education regarding services.	Arlington (Virginia) Department of Human Services involves the VA in their community partnership meetings to address housing and shelter needs of veterans. Their programs are more aware of veteran's needs and resources and welcome collaborative relationships with our VA.	Access Housing, Inc. (Southeast Veterans Service Center) operates 30 VA Grant and Per Diem beds, and are working to add 40 more (13 for women) with more mental health focus. They also provide 20 single-room occupancy units for long-term, permanent housing.
6	VAMC Asheville, NC - 637	Mountain Housing Opportunities (MHO) was awarded \$50,000 from the City of Ashville to conduct a feasibility study of the development of 1-bedroom apartment units on VA property.	First at Blue Ridge, Inc. was approved for a 20-bed VA Grant and Per Diem program.	(no agency identified)
6	VAMC Beckley, WV - 517	Fayette, Monroe, Raleigh and Summers (FMRS) Mental Health Council provides sliding-fee scale substance abuse services. Inpatients reside at Pinehaven Shelter until treatment is completed.	(no agency identified)	(no agency identified)
6	VAMC Durham, NC - 558	North Carolina Employment Security Commission increased staffing and hours working at the Durham VA Medical Center to see homeless veterans.	Healing with CAARE is updating a facility for the purpose of providing transitional beds for homeless females.	Durham Urban Ministries Shelter provides disability beds for homeless, medically-ill veterans. This arrangement allows our program to get medical care for all disabled veterans.
6	VAMC Fayetteville, NC - 565	City Rescue Mission provides shelter and clothing for veterans.	Employment Security Commission provides clothing to veterans.	Fayetteville VAMC provides mental health treatment for homeless veterans.

Appendix 7: Agencies Recognized for Assisting in Implementing FY 2007 Action Plans

VISN	VA Facility - System Name	Agency	Agency	Agency
6	VAMC Hampton, VA - 590	The Planning Council (Norfolk, Virginia) led community agencies in developing a single room occupancy that opened December 2006 in Norfolk. A second SRO is scheduled to be opened in 2008.	Virginia Supportive Housing, (Richmond, Virginia), is developing a single room occupancy in Virginia Beach.	(no agency identified)
6	VAMC Richmond, VA - 652	Home Again provides immediate shelter and transitional housing.	Safe Haven provides long-term housing for the dually diagnosed client.	Central Intake (Commonwealth Catholic Charities) provides immediate shelter.
6	VAMC Salem, VA - 658	TAP (Total Action Against Poverty) submitted grant proposal to HUD to expand long-term supportive housing for veterans.	(no agency identified)	(no agency identified)
6	VAMC Salisbury, NC - 659	Lutheran Family Services has provided trainings on grant writing to local agencies.	Servant Center provided a training on grant writing and encouraged local agencies to apply for transitional housing funding.	Withers Transportation has offered transportation resources to local agencies.
7	VA Central Alabama HCS (VAMC Montgomery - 619 and VAMC Tuskegee - 619A4)	RESTOR, Incorporated provides emergency and transitional housing and employment for homeless veterans regardless of health or ability to pay.	House of Benjamin coordinates "Stand Down Dothan" which links homeless veterans with community resources and also educates the community regarding homelessness.	AT&T Pioneers made donations to homeless veterans receiving transitional shelter.
7	VAMC - Augusta, GA - 509	Central Savannah River Area Economic Opportunity Authority, Inc places disabled individuals in an apartment. Case management services are also provided.	Garden City Rescue Mission developed transitional housing for women and children. Residents can stay for six months or more.	St. Vincent de Paul Health Clinic provides dental care to homeless individuals through voluntary services performed by local dentist.
7	VAMC Atlanta, GA - 508 (Decatur, GA)	Salvation Army outreaches to feed the homeless. It identifies veterans from the general population and enrolls them in their housing program.	Gateway Homeless Services Center opened 46 addition homeless beds for veterans. It continues to conduct community outreach to locate veterans.	(no agency identified)
7	VAMC Birmingham, AL - 521	Salvation Army operates 25 beds (5 for female, 20 for male) at no cost to the VA.	The HUD Shelter Plus program has continuously worked with us in providing long-term housing.	Steps and Tradition Halfway House made 45 beds available to the VA. They are able to address our short- term needs of immediate housing for patients who come off the street.
7	VAMC Charleston, SC - 534	Crisis Ministries grant proposal for women and children (and provision of child care) was awarded.	Humanities Foundation and Good Neighbors Center accepts veterans into their permanent housing. Good Neighbors Center has obtained Section 8 vouchers for veterans.	Veterans Villas resident manager "goes the extra mile" to help transport our homeless veterans.
7	VAMC Columbia, SC - 544	Lutheran Family Services submitted two VA Grant and Per Diem proposals: a women's program and a men's program. The women's program has been preliminarily approved.	(no agency identified)	(no agency identified)
7	VAMC Dublin, GA - 557	Georgia Department of Labor has a veterans outreach program that has increased availability of services for veterans.	Salvation Army, Savannah, will provide site for our FY 2007 Stand Down.	Disabled American Veterans provides transportation for our veterans.
7	VAMC Tuscaloosa, AL - 679	(no agency identified)	(no agency identified)	(no agency identified)

Appendix 7: Agencies Recognized for Assisting in Implementing FY 2007 Action Plans

VISN	VA Facility - System Name	Agency	Agency	Agency
8	VA North Florida/South Georgia HCS (VAMC Gainesville - 573 and VAMC Lake City - 573A4)	Volunteers of America was awarded VA Grant and Per Diem funding which will almost double the size of their program in Gainesville.	(no agency identified)	(no agency identified)
8	VAH Tampa, FL - 673	Homeless Recovery pays emergency rent for homeless.	Metropolitan Ministries staff puts clients information into a local Homeless Management Information System database (UNITY) which informs better service provision for homeless. The agency provided rental assistance to 80 clients.	Salvation Army provides emergency shelter.
8	VAMC Bay Pines - 516	Homeless Emergency Project provides emergency shelter and long- term beds for homeless veterans.	Beacon House provides emergency shelter beds for homeless veterans.	WestCare (Turning Point and Mustard Seed) provides dual diagnosis and detoxification services for homeless veterans.
8	VAMC Miami, FL - 546	Carrfour Supportive Housing has provided an additional 20 beds in its VA Grant and Per Diem program with the possibility of an additional site in the future.	South Florida Workforce provides employment and educational services and referral. They were a co-sponsor of our 2007 Stand Down.	Upward Bound Education Program (Miami-Dade County) helps veterans use their Montgomery GI Bill benefit and gain student loans. This has resulted in more educational opportunities for veterans.
8	VAMC West Palm Beach, FL - 548	Salvation Army Center of Hope is actively restructuring to provide focused services for veterans in its VA Grant and Per Diem transitional housing program.	Palm Beach Homeless Coalition provides on-going advocacy for homeless veterans.	Veterans Benefits Administration works to expeditiously process homeless claims.
8	VAMC San Juan, PR - 672	Iniciativa Comunitaria serves as an immediate shelter and provides detoxification.	Salvation Army provides immediate shelter.	Alberque el Paraiso provides immediate shelter.
	VAMC Orlando, FL-675	(no agency identified)	(no agency identified)	(no agency identified)
9	VAMC Huntington, WV - 581	Cabell-Huntington Coalition for the Homeless obtained funding to construct a new 6-unit permanent housing project for the chronically homeless. The facility began accepting clients in July 2007.	(no agency identified)	(no agency identified)
9	VAMC Lexington, KY - 596	(no agency identified)	(no agency identified)	(no agency identified)
9	VAMC Louisville, KY - 603	Wayside Christian Mission has applied for VA Grant and Per Diem funding to serve women veterans. The agency allows VA to outreach on-site.	New Direction Housing Corporation Has opened many new income-based apartment buildings (permanent housing).	Interlink Counseling Services has opened new VA Grant and Per Diem beds in addition to new halfway houses and four low-cost, sober living housing apartments.
9	VAMC Memphis, TN - 614	Greater Memphis Interagency Coalition for the Homeless allows us to share our concerns at their monthly meeting -- and work with community agencies to address needs and develop resources.	Partners for the Homeless allows us to share our needs and concerns at their meetings. The group helped us with possible resources, contacts, and the local homeless count.	(no agency identified)

Appendix 7: Agencies Recognized for Assisting in Implementing FY 2007 Action Plans

VISN	VA Facility - System Name	Agency	Agency	Agency
9	VAMC Mountain Home, TN - 621	Salvation Army (Kingsport, Tennessee) and ARCH (Appalachian Regional Coalition on Homelessness) jointly applied for and received VA Grant and Per Diem funding. A 15-bed program (men and women) should open by year's end.	Appalachian Regional Coalition on Homelessness (ARCH) provided leadership to our region by assisting Salvation Army in applying for a VA Per Diem Only grant.	Kingsport Housing and Redevelopment Authority runs a HUD Shelter Plus Care program and approximately 20 formerly homeless veterans are being assisted with housing vouchers and other services.
9	VAMC Nashville, TN - 626 (Nashville and Murfreesboro)	Douglas Housing provides transitional living for veterans that are not eligible for VA GPD programs.	Buffalo Valley, Inc. provides substance abuse treatment for veterans not eligible for VA services.	Operation Stand Down Nashville Inc. targets veterans seeking employment and provides job counseling, resume building, life skills training, and bus passes.
10	VAMC Chillicothe, OH - 538	Pickaway County Community Action Organization, Inc. (PICCA) has been a lead agency in Pickaway County Homeless Continuum. They have partnered with our VA Medical Center providing residential services to homeless veterans through their VA Healthcare for Homeless Veterans contract. The agency was also awarded a VA Per Diem Only grant in 2007.	Ross County Community Action Commission, Inc. has taken a lead in the Ross County Continuum of Care and is addressing local need for emergency shelter.	Fayette County Community Action Agency, Inc. has been the lead agency for Fayette County's Homeless Continuum and has applied for VA Grant and Per Diem funding for transitional housing for female veterans and veterans with dependents.
10	VAMC Cincinnati, OH - 539 (Ft. Thomas, KY)	Mt. Airy Men's Homeless Shelter established a weekly group where veterans are required to be present. At this group veterans are assessed for medical care, dental care, eye care, and job referral.	The Drop Inn Center (a downtown Cincinnati shelter) hosts a clinic that is the result of a collaboration with our VA, the University of Cincinnati Medical School and the Cincinnati Health Department.	(no agency identified)
10	VAMC Cleveland, OH - 541 (Brecksville, OH)	Mental Health Services, Inc. provides on-site supportive services at Emerald Commons (permanent housing site) and collaborates well with our VA in service provision to the ten veterans living there.	Emerald Development and Economic Network (EDEN) works in a collaborative way to facilitate HUD Shelter Plus Care vouchers for veterans returning to Cleveland from long-term incarceration.	Cuyahoga County Veterans Service Commission provides bus tickets for eligible veterans to get to medical appointments which greatly assists us in service provision.
10	VAMC Dayton, OH - 552	The Other Place has 60 permanent housing units. They will be opening up ten VA Per Diem Only beds soon.	(no agency identified)	(no agency identified)
10	VAOPC Columbus, OH - 757 (Grove City, OH)	Volunteers of America provides immediate emergency shelter for veterans through an informal agreement.	(no agency identified)	(no agency identified)
11	VAOPC Toledo, OH and VA Ann Arbor HCS, MI - 506	Ohio Department of Job and Family Services assists veterans with serious barriers to employment.	(no agency identified)	(no agency identified)
11	VA Northern Indiana HCS (VAMC Fort Wayne - 610A4 and VAMC Marion - 610)	Grant County Rescue Mission has worked with VA in providing transportation for veterans coming for medical appointments.	Center for Solutions are accepting housing referrals from our VA.	Shepherd's House is applying for VA Grant and Per Diem funding.

Appendix 7: Agencies Recognized for Assisting in Implementing FY 2007 Action Plans

VISN	VA Facility - System Name	Agency	Agency	Agency
11	VAMC Battle Creek, MI - 515	Volunteers of America (Lansing, Michigan) received VA Grant and Per Diem funds to add 22 transitional housing beds. The agency is also a partner in the local permanent housing consortium, offering case management for veterans.	West Michigan Veterans Assistance Program (Grand Rapids, Michigan) provides glasses, dental care, and first months rent for veterans.	(no agency identified)
11	VAMC Danville, IL - 550	South Side Office of Concern (Peoria, Illinois) offers a full continuum of care, allowing veterans to transition to permanent housing while still receiving supportive services.	(no agency identified)	(no agency identified)
11	VAMC Detroit, MI - 553	Southwest Housing Solutions is a major component in our permanent supportive housing initiative. The agency is managing the plan, assisting with funding, and will provide some staff when the program is operational.	(no agency identified)	(no agency identified)
11	VAMC Indianapolis - 583	Hoosier Veterans Assistance Foundation added five permanent housing beds.	(no agency identified)	(no agency identified)
11	VAMC Saginaw, MI - 655	(no agency identified)	(no agency identified)	(no agency identified)
12	VAH Hines, IL - 578 and VA Chicago HCS (VAMC Chicago (LS) - 537A4 and VAMC Chicago (WS) - 537)	Feather Fist is planning to expand its VA Grant and Per Diem program.	Chicago Housing for Health Partnership houses veterans with major medical problems in its permanent housing program.	Volunteers of America received a Department of Labor grant to help train veterans and place them in jobs.
12	VAH Madison, WI - 607	Porchlight, Inc. added 16 permanent beds this year.	(no agency identified)	(no agency identified)
12	VAMC Iron Mountain, MI - 585	Northpointe Behavioral Health hosts our local task force meetings and provides mental health services in conjunction with our VA.	Salvation Army provides shelter to our veterans for up to 60 days and helps them find employment. They are a wonderful resource.	Dickinson-Iron Community Service Agency sponsors our annual CHALENG meeting and develops grants for homeless services.
12	VAMC Milwaukee, WI - 695	In Milwaukee, Center for Veterans Issues (CVI) will activate a new 12-bed VA Grant and Per Diem project. In Racine, CVI proposes to establish permanent housing through a HUD Continuum of Care grant application.	(no agency identified)	(no agency identified)
12	VAMC North Chicago, IL - 556	Lake County Planning Department is developing a plan to utilize a local reserve center for permanent housing. The Department also provides leadership for the local HUD Continuum of Care group.	Lake County Health Department/Department of Mental Health added 14 units of permanent housing.	I-PLUS continues to expand financial management services to more of our homeless veterans.
12	VAMC Tomah, WI - 676	Families First is an excellent local partner that assists with emergency funds for food, shelter, clothing and gas.	The Thomas Keller Foundation donated a generous amount for eye and dental care for veterans who are not eligible for VA services.	(no agency identified)

Appendix 7: Agencies Recognized for Assisting in Implementing FY 2007 Action Plans

VISN	VA Facility - System Name	Agency	Agency	Agency
15	VA Eastern Kansas HCS (VAMC Leavenworth - 677A4)	Assisted Independence applied to resume a transitional housing program that had closed. Its staff is researching ways to transport homeless for services.	Mental Health Association of the Heartland consulted with not-for-profits on grant writing, and with the city of Wichita and our VA regarding HUD Shelter Plus Care application and implementation.	(no agency identified)
15	VAH Columbia, MO - 543	Phoenix Programs received VA Grant and Per Diem funding to house nine homeless veterans in three 3-bedroom units.	Salvation Army Center of Hope (Jefferson City, Missouri) contracted with our VA Healthcare for Homeless Veterans program to create 8-10 emergency/transitional beds for veterans.	(no agency identified)
15	VAM&ROC Wichita, KS - 452	VA Regional Office has helped us get VA pension applications started quickly. This has helped veterans get money and housing sooner.	Interfaith Ministries is adding permanent housing and promoting development of a 24/7 shelter with wraparound services.	Advocates to End Chronic Homelessness is a group that educates the community and local public officials about the needs and problems of the homeless.
15	VAMC Kansas City, MO - 589	Salvation Army operates a VA Grant and Per Diem program and offers additional services to homeless veterans.	(no agency identified)	(no agency identified)
15	VAMC Marion, IL - 609	Good Samaritan House provides emergency shelter beds.	Evansville Rescue Mission provides emergency shelter beds.	(no agency identified)
15	VAMC Poplar Bluff, MO - 647	United Gospel Rescue Mission offers immediate shelter for veterans.	SEMO Christian Restoration Center is in the process of negotiating a contract for services with our VA.	Partners Residential Care Facility provides shelter and is a halfway house for veterans.
15	VAMC St. Louis, MO - 657	Employment Connection wrote grant for ten units of veteran-specific housing. Grant still being considered.	Grace Hill Health Services provides fee-for-service dental care.	(no agency identified)
15	VAMC Topeka - 677	Lions Club (Topeka, Kansas) purchases glasses for homeless veterans referred to them by VA staff. The VA Medical Center provides the eye exams.	Housing and Credit Counseling, Inc. does a good job teaching money management skills to veterans. Classes are provided throughout the year.	(no agency identified)
16	VA Central Arkansas HCS - 598	St. Francis House provides permanent housing and prevention services for veterans through its HUD Emergency Shelter grant.	Arkansas Supportive Housing Network leads the Jericho Coalition which houses formerly incarcerated homeless through the HUD Continuum of Care. They also provide one-time emergency assistance for rent deposits for veterans entering permanent housing.	River City Ministry provides dental care for veterans not in VA residential care.
16	VA Gulf Coast HCS - 520, Biloxi, MS, Pensacola, FL	St. Joseph Free Medical Clinic provides free dental services.	Alfred Washburn Center provides vouchers for dentures.	Waterfront Rescue Mission allows veterans to stay until they can get into a long-term VA residential program like the VA domiciliary.
16	VAMC Alexandria, LA - 502	Lafayette Catholic Service Centers, Inc. opened a 12-bed VA Grant and Per Diem facility.	Olive House provides permanent, single room occupancy housing for up ten veterans.	(no agency identified)

Appendix 7: Agencies Recognized for Assisting in Implementing FY 2007 Action Plans

VISN	VA Facility - System Name	Agency	Agency	Agency
16	VAMC Fayetteville, AR - 564	Missouri Disabled American Veterans provided a van to HOUSE, Inc. in Joplin, Missouri for the exclusive use of transporting homeless veterans to VA appointments.	Next Step Day Center provides transitional housing and operates a drop-in center in Fort Smith, Arkansas.	Quality Life Associates is constructing a 55-unit apartment complex for low-income residents.
16	VAMC Houston, TX - 580	U.S. Vets received a HUD Shelter Plus Care grant to renovate rooms for permanent housing.	Extended Aftercare, Inc. is expanding treatment beds at the rate of five per month.	Salvation Army is expanding its treatment beds at the rate of 15 per month.
16	VAMC Jackson, MS - 586	Pine Belt Mental Healthcare Resources assisted veterans in returning to school to upgrade their job skills.	(no agency identified)	(no agency identified)
16	VAMC New Orleans, LA - 629	Volunteers of America (Baton Rouge) provides the highest quality service and transitional housing during the most difficult times of recovery from Hurricane Katrina.	Ozanam Inn provided 96 shelter beds in the City of New Orleans when few shelter beds were available.	(no agency identified)
16	VAMC Oklahoma City, OK - 635	Homeless Alliance funds a bus that transports veterans to medical appointments and employment-related sites.	Oklahoma Department of Corrections has facilitated our outreach to incarcerated veterans.	(no agency identified)
16	VAMC Shreveport, LA - 667	Housing Authority of Bossier City manages 53 HUD Shelter Plus Care vouchers; the VA program has 35 of them.	The Veterans Lighthouse provides transitional housing (self-pay) for 40 veterans, and also donates clothing, food, and hygiene items to our homeless program.	(no agency identified)
16	VAMC Muskogee, OK- 623 (Tulsa, OK)	Twelve and Twelve, Inc. facilitated the opening of Bryce House, a VA Grant and Per Diem-funded program.	(no agency identified)	(no agency identified)
17	VA Central Texas HCS (VAMC Marlin - 674A5, VAMC Temple - 674, VAMC Waco - 674A4 and VAOPC Austin - 674BY)	Foundation Communities (Austin, Texas) opened single room occupancy facility with 140 units of affordable housing.	Community Partnerships added seven beds of transitional housing (four for men, three for women).	Central Texas Council of Governments accepts homeless veterans into permanent, affordable housing units.
17	VA North Texas HCS (VAMC Bonham - 549A4 and VAMC Dallas - 549)	Metrocare Services of Dallas works closely with us to obtain funding for permanent supportive housing for veterans.	Dallas Urban League provides utilities assistance and case management for our permanent supportive housing partnership. The League also provides computer training classes for veterans.	(no agency identified)
17	VA South Texas Veterans HCS (VA OPC Corpus Christi, TX - 671BZ)	Coastal Bend Alcohol/ Drug Rehabilitation Center (Charlie's Place) has housed and treated many of our veterans since January 2006. They do wonderful work.	Goodwill Industries helps veterans with spotty employment histories return to the job market.	Wenholz House is a sober living residence that houses veterans while they continue to participate in a 12-step program.
17	VA South Texas Veterans HCS (VAMC Kerrville - 671A4 and VAH San Antonio - 671)	American GI Forum provides 80 transitional housing beds for veterans and assists the veterans applying for Social Security benefits.	(no agency identified)	(no agency identified)

Appendix 7: Agencies Recognized for Assisting in Implementing FY 2007 Action Plans

VISN	VA Facility - System Name	Agency	Agency	Agency
18	El Paso VA HCS, TX - 756	Salvation Army refurbished the Boothe Home for Unwed Mothers to become 15 permanent housing units for veterans.	Opportunity Center for the Homeless and Rescue Mission work closely with our staff to improve service delivery and expand resources.	Our VA Compensated Work Therapy program staff screens all veterans in our program, outreach to shelters, and prioritize homeless veterans for job opportunities.
18	VA New Mexico HCS - 501	Care 66 received VA Grant Per Diem funding. They are also working with Supportive Housing Coalition of New Mexico to develop a permanent housing program in Gallup, New Mexico.	Metropolitan Homelessness Project is the primary men's' shelter in Albuquerque and provides overflow beds for veterans.	New Mexico Coalition to End Homelessness is involved with CHALENG and local HUD Continuum of Care projects.
18	VA Northern Arizona HCS - 649	U.S. Vets created six permanent housing units.	Our VA implemented a new PTSD (post-traumatic stress disorder) program.	Our VA Dental Clinic provides dental care to our homeless veterans (emergency and restorative).
18	VA Southern Arizona HCS - 678	Tucson Planning Council for Homeless has applied for HUD funding for transitional and permanent housing.	(no agency identified)	(no agency identified)
18	VAMC Amarillo, TX - 504	Downtown Women's Center is coordinating efforts to develop community detoxification center.	VA Central Office provided funding for additional homeless program staff.	City of Amarillo Police Department has been instrumental in finding funding resources for our proposed community substance abuse treatment program.
18	VA West Texas HCS - 519	Crossroads Housing Development continues to apply for transitional housing grants.	Salvation Army (Big Springs) keeps our veterans in their immediate shelter for extended lengths (if necessary) without charging a fee.	Texas Workforce Center helps veterans find jobs they like.
18	VAMC Phoenix, AZ - 644	Central Arizona Shelter Services (CASS) provides shelter beds for our veterans. They have a state-of-the-art dental clinic with eight dental chairs and a full range of services.	Maricopa County Association of Governments (MAG) conducts the county's homeless street count and helps address homeless issues.	(no agency identified)
19	VA Montana HCS (VAM&ROC Ft. Harrison - 436 and VA Eastern Montana HCS - 436A4), Miles City, MT	Homeward Bound (University of Montana) organized a group of community providers and interested residents to locate and renovate a house for both transitional and immediate housing.	Governor's Council on Homelessness continues to brainstorm possible solutions.	St. Paul's Methodist Church helps sponsor the Helena Stand Down by providing housing, and kitchen access.
19	VA Southern Colorado HCS, (Colorado Springs-567)	Homeward Pikes Peak assists in HUD process to increase housing opportunities.	Colorado Veterans Resource Centers provides transitional housing.	Harbor House applied for VA Grant and Per Diem funding.
19	VAM&ROC Cheyenne, WY - 442	Wyoming Rural Development Council provides local homeless provider leadership. The Council will write our annual local HUD Continuum of Care grant application.	(no agency identified)	(no agency identified)
19	VA Eastern Colorado HCS (VAMC Denver - 554)	Salvation Army created a 50-bed program targeting chronically homeless, substance abusing veterans.	Colorado Veterans for Housing (Victory House) provided full episodes of dental care for 18 veterans under a small grant offered by a private nonprofit agency.	(no agency identified)

Appendix 7: Agencies Recognized for Assisting in Implementing FY 2007 Action Plans

VISN	VA Facility - System Name	Agency	Agency	Agency
19	VAMC Grand Junction, CO - 575	Grand Valley Catholic Outreach staff heads the local homeless coalition meetings. The agency is involved in planning for homeless services.	HomewardBound of the Grand Valley is the primary homeless shelter for our service area. Its Phoenix House provides transitional housing also.	(no agency identified)
19	VAMC Salt Lake City, UT - 660	Housing Authority (County of Salt Lake) maintained the number of local HUD Section 8 vouchers available.	The Safety Consortium hosts a job training program for our veterans. They modify their programs to meet the needs of our veterans.	Housing Authority of Salt Lake City organized the community in building a 100-unit permanent housing complex (Sunrise Metro Apartments).
19	VAMC Sheridan, WY - 666	Marna Kuehne Foundation provides transportation vouchers to help veterans.	Volunteers of America (Wyoming and Montana) provides outstanding services to homeless veterans: emergency shelter, transitional housing and transportation.	Wyoming Department of Workforce Services assesses and trains homeless veterans in our VA Domiciliary and VA Grant and Per Diem programs.
20	VA Alaska HCS & RO - 463	Brother Francis Shelter provides emergency shelter, food, and clothing -- as well as a clerical on-the-job training site for veterans. We also have VA staff outstationed there.	Municipality of Anchorage provides bus passes and assists us with employment development and Stand Down planning. A representative from the mayor's office sits on our VA advisory board.	Habitat for Humanity has involved many homeless veterans in its housing development activities.
20	VA DOM White City, OR - 692	Interfaith Care Community increased transitional bed capacity and is opening a veterans outreach center. It has also partnered with Rogue Retreat to provide three long-term supportive beds.	Disability Advocates for Social and Independent Living (DASIL) has 25 Section 8 Housing Vouchers with at least five targeted to veterans.	St. Vincent De Paul has expanded shelter for women, children and families -- and provides self-sufficiency and parenting classes.
20	VA Puget Sound HCS (VAMC American Lake - 663A4 and VAMC Seattle, WA - 663), Tacoma, WA	Compass Program provides quality transitional housing and is working with VA to develop more contract beds.	State of Washington, Department of Veterans Affairs continues to financially support Section 8 vouchers and VA Grant and Per Diem partners - and is involved in planning for increased transitional and permanent housing options.	(no agency identified)
20	VA Roseburg HCS, OR - 653 (Eugene, OR)	St Vincent de Paul Vet LIFT (Living Independently Following Treatment) has been successful but wait list is long. Opening a new VA Grant and Per Diem program (12 beds) will help more veterans exit the streets.	Shelter Care has increased number of veterans served through a streamlined intake and referral process. Access to immediate and short-term housing has improved.	(no agency identified)
20	VAMC Boise, ID - 531	Our local housing authority was recently awarded funding for 12 VA Grant and Per Diem beds.	(no agency identified)	(no agency identified)
20	VAMC Portland, OR - 648	Northwest Pilot Project provided access and referral for placement of eight geriatric veterans in their new facility.	Clark County Volunteer Lawyers Program provides free legal assistance to our veterans.	(no agency identified)

Appendix 7: Agencies Recognized for Assisting in Implementing FY 2007 Action Plans

VISN	VA Facility - System Name	Agency	Agency	Agency
20	VAMC Spokane, WA - 668	St. Vincent De Paul (Coeur d'Alene, Idaho) has added ten beds to its VA Grant and Per Diem program and has purchased a van to drive veterans for dental and medical appointments.	Spokane Housing Community Development provides referral resources for services such as housing, dental care, and transportation.	Washington State Department of Veteran Affairs provided funding for dental care for 25 veterans who were ineligible to receive care under the VA dental initiative.
20	VAMC Walla Walla, WA - 687	Walla Walla Housing Authority opened 14 new VA Grant and Per Diem beds in June 2007. The Authority also gives our VA GPD graduates priority for Section 8 housing stock.	(no agency identified)	(no agency identified)
21	VA Central California HCS, CA - 570	HUD Shelter Plus Care office is very cooperative and is appreciative of our case management of placed veterans.	(no agency identified)	(no agency identified)
21	VA Northern California HCS - 612 (Martinez, Oakland and Sacramento)	ANKA Behavioral Health provides permanent housing and was recently awarded VA Grant and Per Diem funding.	Contra Costa County Homeless Program offers supportive housing and are very sensitive to the needs of veterans.	Volunteers of America has done prison outreach, and residential services for recently-released veterans and has been a useful resource for us.
21	VA Palo Alto HCS (VAMC Livermore - 640A4 and VAMC Palo Alto - 640), Menlo Park, CA	Santa Clara County Collaborative sought and acquired grants to build permanent housing, and formed a task force to study creation of a medical respite care center. The Collaborative also facilitated greater interaction between VA and community providers.	San Jose State School of Social Work provided two interns who helped develop a community resource booklet for homeless veterans as part of their school project.	(no agency identified)
21	VA Sierra Nevada HCS, NV - 654	ReStart is sponsoring a homeless triage center where several agencies will provide services at a one-stop location. ReStart provides rental assistance and deposits for homeless veterans.	Reno-sparks Gospel Mission is building a shelter for families. Its Men's Drop In Center continues to work with us, offering extensions to many of our veterans staying in the shelter.	Health Access Washoe County (HAWC) provides dental care to our qualifying VA Grant and Per Diem residents. They have also provided eyeglasses to veterans who need them.
21	VAM&ROC Honolulu, HI - 459	U.S. Veterans Initiative has developed a new shelter.	(no agency identified)	(no agency identified)
21	VAMC San Francisco, CA - 662	U.S. Department of Housing and Urban Development (HUD) assisted us in getting clothing for our homeless veterans.	(no agency identified)	(no agency identified)
22	VA Greater Los Angeles HCS (VAOPC Los Angeles - 691GE, VAMC Sepulveda - 691A4 and VAMC West Los Angeles - 691)	The Weingart Center runs a VA Grant and Per Diem Program. They have helped several of our veterans with a mandatory savings/case management program. Many of our veterans come to Weingart with \$0 and leave with enough savings to transition into permanent housing in the community.	Smile Care provides dental care to our veterans in a prompt, professional fashion. They are an excellent provider.	(no agency identified)
22	VA Southern Nevada HCS - 593	Clark County Social Services provides housing vouchers.	University of Las Vegas Dental School provides contractual dental care to our homeless veterans.	Nevada Legal Services provides assistance with cases involving fugitive felons and prevents loss of benefits.

Appendix 7: Agencies Recognized for Assisting in Implementing FY 2007 Action Plans

VISN	VA Facility - System Name	Agency	Agency	Agency
22	VAMC Loma Linda, CA - 605	(no agency identified)	(no agency identified)	(no agency identified)
22	VAMC Long Beach, CA - 600	U.S. Veterans Initiative has expanded use of a "safe bed" service for immediate shelter needs. The agency provides transitional housing and is developing long-term housing options.	Veterans First added emergency shelter capacity to its existing transitional housing.	Long Beach Area Coalition for the Homeless has continuously been at the forefront in addressing housing needs through a variety of advocacy and community partner coordination activities. They are instrumental in coordinating programs and resources, and also provide a voice to the local political process.
22	VAMC San Diego, CA - 664	Veterans Village of San Diego added 48 new transitional beds and will open more beds in 2008 and 2009.	Interfaith Community Services will receive VA Grant and Per Diem funds to house 72 individuals beginning in 2008.	(no agency identified)
23	VA Black Hills HCS (VAMC Fort Meade - 568 and VAMC Hot Springs - 568A4)	Behavior Management assists with housing and counseling.	Cornerstone Rescue Mission provides VA Grant and Per Diem-funded beds, clothing and furniture, and meals for the homeless.	Disabled American Veterans provides vans for transportation. This is a priority need.
23	VAH&ROC Sioux Falls, SD - 438	Sioux Falls Housing assisted by providing HUD Shelter Plus Care vouchers.	Homeless Coalition provides us a forum to speak about veteran issues.	Salvation Army and Sioux Falls Housing are two agencies that are considering applying for VA Grant and Per Diem funding.
23	VAM&ROC Fargo, ND - 437	Churches United for the Homeless provides a clean, safe, and wholesome living environment for numerous veterans in need.	Centre Inc. has persistently pursued the development of a VA Grant and Per Diem project over several years. The project is close to being operational.	(no agency identified)
23	VAMC Minneapolis, MN - 618, and Superior, WI	Project Homeless Connect (Minneapolis, Minnesota) helps identify homeless veterans for transitional and permanent housing.	Minnesota Assistance Council for Veterans is a successful VA Grant and Per Diem program providing transitional housing and services for veterans -- and helping them prepare for permanent housing.	Salvation Army Harbor Lights is a successful VA Grant and Per Diem program providing transitional housing and services for veterans - and helping them prepare for permanent housing.
23	VAMC St. Cloud, MN - 656	Minnesota Resource Center provided seven weeks of computer and office skills training to 12 veterans in our VA independent living skills program.	Housing Coalition of St. Cloud has taken a leadership role in developing 24 units of transitional housing for veterans.	Central Minnesota Re-Entry Project has identified names and numbers of incarcerated veterans expected to be released back to our service area in the next year.
23	VA Central Iowa HCS (VAMC Des Moines - 555, VAMC Knoxville - 555A4)	180 Degrees is a new VA Grant and Per Diem-funded program with 26 beds. They accept veterans coming out of prisons.	Anawin Housing Agency has increased their permanent/HUD Shelter Plus Care housing. They accept homeless veterans.	Iowa Department of Corrections has worked closely with VA in developing a successful re-entry program.
23	VA HCS (VAMC Grand Island 597A4, VAMC Lincoln - 597 and VAMC Omaha- 636)	People's City Mission is constructing additional space for more shelter beds and has submitted a VA Grant and Per Diem program application.	(no agency identified)	(no agency identified)

Appendix 7: Agencies Recognized for Assisting in Implementing FY 2007 Action Plans

VISN	VA Facility - System Name	Agency	Agency	Agency
23	VAMC Iowa City, IA - 584	John Lewis Coffee Shop, Inc., operates a "housing first" permanent housing program.	Shelter House (Iowa City) is still navigating the court system to free up a disputed property to build emergency and transitional housing.	Goodwill Employment Services of Southeast Iowa continues to seek grant sources that will provide employment and supportive resources.

Appendix 8: CHALENG Points of Contact by VISN

COMMUNITY HOMELESSNESS ASSESSMENT, LOCAL EDUCATION AND NETWORKING GROUPS (CHALENG) FOR VETERANS - VAMC/VAOPC						
Name	Title/Program	Facility/Station Number	Address	City/State/Zip	Phone	Fax
VISN 1						
Karen Guthrie, MSW	Homeless Coordinator	VA Medical Center -523	150 S. Huntington Ave.	Boston, MA 02130	617-699-2522	857-364-4477
John Sullivan	Homeless Veterans Program Coord.	VA Community Care Center	114 Orange Ave.	West Haven, CT 06516	203-479-8043	203-931-4068
Susan L. Whittington, SW	HCHV Coordinator	VA Medical & Regional Office -402	One Veterans Center	Togus, ME 04330	207-623-8411 ext.4344	207-623-5780
Shara Puglisi, SW	Homeless Coordinator	Edith N. Rogers Vet. Hosp. -518	200 Springs Road	Bedford, MA 01730	781-687-2457	781-687-3179
see Karen Guthrie above		VA Medical Center -525	940 Belmont Street	Brockton, MA 02401	508-583-4500 ext. 1122	508-583-4500 ext. 2592
Robert Carroll	Homeless Veterans Coordinator	VA Medical Center -631	421 North Main Street	Leeds, MA 01053	413-584-4040 ext.2136	413-582-3178
Bruce A. Bissett, SW	Homeless Program Coordinator	VA Medical Center -608	718 Smyth Road	Manchester, NH 03104	603-624-4366 ext. 6041	603-626-6503
Linda Thompson, LICSW	Homeless Veterans Program Coord.	VA Medical Center -650	Davis Park	Providence, RI 02907	401-254-8446	401-254-2076
Robert Rummell	Homeless Veterans Service Coord.	VA Med. & Regional Office -405	215 North Main Street	White River Junction, VT 05009	802-295-9363 ext.6932	802-296-5150
John Sullivan	Homeless Veterans Service Coord.	VA Medical Center -627	555 Willard Ave	Newington, CT 06111	203-479-8043	860-667-6842
		WJB Dorn Veterans Hospital	480 Metacom Ave	Bristol, RI 02809		
VISN 2						
Joanne Lamphere, SW	Homeless Coordinator	Samuel Stratton VA Med Ctr -500	170 Ontario Street	Albany, NY 12206	518-626-5160	518-462-3099
see Robert Van Keuren (below)		VA Medical Center -514	Argonne Avenue	Bath, NY 14810		
Kevin O'Hagan	HCHV Coordinator	VA Medical Center	1867 Mount Hope Avenue	Rochester, NY 14620	585-463-2748	585-232-5194
Herbert Wittmeyer, RN, BSN	HCHV Coordinator	VA Medical Center -528	1298 Main Street	Buffalo, NY 14209	716-881-5855 ext. 227	716-883-8420
Robert Van Keuren	Network 2 Homeless Veterans Prog Coord	VA Medical Center -532	400 Fort Hill Avenue	Canandaigua, NY 14424	716-393-7413	716-393-7629
Frank Ermenwein, ACSW	HCHV Coordinator	VA Medical Center -670	1031 E. Fayette Street	Syracuse, NY 13210	315-425-4400 ext.51016	315-425-4406
VISN 3						
Joseph Macaluso, CSW	Homeless & Community Programs Dir..	VA Medical Center -526	130 W. Kingsbridge Rd.	Bronx, NY 10468	718-579-2142	718-579-3363
Emily Kalb, LCSW	Coordinator, Torch Program	VA Health Care Center -527	40 Flatbush Ave. Ext., 8th Fl.	Brooklyn, NY 11201	718-439-4345	718-439-4356
see Linda Coulter below		VA Hudson Valley HCS		Castle Point, NY 12511-9999		
Linda Coulter, CSW	Homeless Services Coordinator	VA Hudson Valley HCS	P. O. Box 100 Bldg 52	Montrose, NY 10548	914-737-4400 ext. 3740	914-788-4362
See Emily Kalb above		VA Medical Center -630	423 E. 23rd St.	New York, NY 10010		
John A. Sperandio, MSW	Chief, Social Work Service	VA Medical Center -632	79 Middleville Road	Northport, NY 11768	631-261-4400 ext. 7031	631-266-6029
Donna Branca, SW	Homeless Program Coordinator	VA Medical Center -604	385 Tremont Ave.	East Orange, NJ 07109	973-676-1000 ext.1738	
see Donna Branca above		VA Medical Center -604	151 Knollcroft Road	Lyons, NJ 07939		
VISN 4						
Mary F. Pilarski, RN	Homeless Coordinator	VA Medical Center -645	7180 Highland Drive	Pittsburgh, PA 15205-1297	412-365-5273	412-365-5795
Tracy C. Polk, MSW	Homeless Veterans Coordinator	VA Medical & Regional Office -460	1601 Kirkwood Highway	Wilmington, DE 19805	302-383-8672	302-633-5482
Caroline McCaulley-Pielmeier	Homeless Veterans Coordinator	James E. Van Zandt VAMC -503	2907 E. Pleasant Valley Blvd.	Altoona, PA 16602-4377	814-943-8164 ext. 7640	814-940-7898
Daniel Slack, SW	Homeless Coordinator	VA Medical Center -529	325 New Castle Road	Butler, PA 16001-2480	724-285-2439	724-477-5038
Franklin Birch, MA	Coord., Domiciliary Homeless Program	VA Medical Center -542	1400 Black Horse Hill Rd	Coatesville, PA 19320	610-384-7711	610-383-0283
Richard Perfetto	HCHV Coordinator	VA Medical Center -562	1001 State Street	Erie, PA 16504	814-874-0392	814-456-5464
Rebecca Sheetz, LSW	HCHV Coordinator	VA Medical Center -595	1700 S. Lincoln Avenue	Lebanon, PA 17042	717-272-6621 ext. 5483	717-228-5972
Stephen C. Bennett, LCSW	HCHV Coordinator	VA Medical Center -642	University & Woodland Avenues	Philadelphia, PA 19104	215-823-5800 ext.5506	215-823-4040
David Warke, SW	HCHV Coordinator	VA Medical Center -693	1111 East End Blvd.	Wilkes-Barre, PA 18711	570-824-3521 ext. 7956	570-821-7299
Tammy M. Fumich, MSW, LGSW	Homeless Coordinator	Louis A. Johnson VAMC -540	1 Medical Center Drive	Clarksburg, WV 26301	304-623-3461 ext. 3583	304-626-7726
see Mary F. Pilarski above		University Drive VAMC				
VISN 5						
Patricia Lane, LCSW	Homeless Veteran Coordinator	VA Medical Center -512	10 North Greene Street	Baltimore, MD 21201	410-642-2411 ext.5506	410-605-7926
see Patricia Lane above		VA Maryland HCS -512	Bldg 1 H	Perry Point, MD 21902	410-642-2411 ext.5506	410-642-1852
Teresa Pittman, LCSW	HCHV Outreach Social Worker	VA Medical Center -688	50 Irving Street, NW	Washington, DC 20422	202-745-8000 ext. 7634	202-745-8629
Bruce P. Jennings, Ph.D.	DCHV Coordinator	VAMC, 'Domiciliary 502' -613	510 Butler Ave.	Martinsburg, WV 25401	304-263-0811 ext. 3469	304-264-3989

Appendix 8: CHALENG Points of Contact by VISN

Name	Title/Program	Facility/Station Number	Address	City/State/Zip	Phone	Fax
VISN 6						
Bob Williamson, MSW	Social Work Service	VA Medical Center -558	508 Fulton Street	Durham, NC 27703	919-286-0411, 6045	919-416-5834
Allison Haberfield	Homeless Veterans Program Coord.	VA Medical Center -637	1100 Tunnel Road	Asheville, NC 28805	828-298-7911 ext.5335	828-299-5804
Edgar C. Norwood, SW	Homeless Coordinator	VA Medical Center -565	2300 Ramsey Street	Fayetteville, NC 28301	910-488-2120	910-822-7927
Hattie Johnson, SW	HCHV Coordinator, Bldg 11	VA Medical Center -659	1601 Brenner Avenue	Salisbury, NC 28144	704-638-9000 ext.3699	704-638-3329
Martha Chick-Ebey, MSW	HCHV Coordinator	VA Medical Center -590	100 Emancipation Road	Hampton, VA 23667	757-722-9961 ext. 1285	757-726-6035
Raymond Patterson, SW	HCHV Coordinator	Hunter Holmes McGuire VAMC -652	1201 Broad Rock Blvd.	Richmond, VA 23249	804-675-5000 ext.4191	804-675-5346
Gayle Sanford, SW	Acting Homeless Veterans Coordinator	VA Medical Center -658	1970 Roanoke Boulevard	Salem, VA 24153	540-982-2463 ext.1230	540-224-1904
Melissa Lewis, SW	Homeless Veterans Coordinator	VA Medical Center -517	200 Veterans Avenue	Beckley, WV 25801	304-255-2121 ext.4480	304-255-2431
VISN 7						
Calvin Scott	HCHV Coordinator	VA Medical Center	1670 Clairmont Rd	Decatur, GA 30033	404-321-6111 ext.7437	404-327-4028
Kathleen Scott	Director, Domiciliary Program	VA Medical Center -509	1 Freedom Way	Augusta, GA 30904	706-733-0188 ext. 6392	706-481-6749
Don Farris	Acting Dom. Chief. Homeless Program	Carl Vinson VAMC -557	1826 Veterans Blvd.	Dublin, GA 31021	478-272-1210ext.2641	478-277-2874
Willie Fields, LCSW	Coordinator, Homeless Veterans Prgm	VA Medical Center -521	700 South 19th St.	Birmingham, AL 35205	205-933-8101 ext.6751	205-939-4585
see Springe Love below		VA Medical Center -619	215 Perry Hill Road	Montgomery, AL 36109-3798	334-727-0550 ext.3959	334-725-2776
Okon C. Dale, SW	HCHV Coordinator	VA Medical Center -679	3701 Loop Road East	Tuscaloosa, AL 35404	205-554-2000 ext.2737	205-554-2036
Springe Love, SW	Grant & Per Diem Liaison	VA Medical Center -680	2400 Hospital Road	Tuskegee, AL 36083	334-725-2838	334-725-2776
Linda M. Williams, RN	HCHV/CWT Coordinator (116)	Ralph H. Johnson VAMC -534	109 Bee Street	Charleston, SC 29401-5799	843-789-7953	843-853-9167
Margaret Battle	Grant & Per Diem Liaison	WJB Dom Vets. Hospital -544	6439 Garners Ferry Rd.	Columbia, SC 29209-1639	803-776-4000 ext. 7445	803-695-7962
VISN 8						
Catherine Alexander-Ponder	Homeless Program Coordinator	VA Medical Center -516	P.O. Box 5005	Bay Pines, FL 33744	727-398-6661 ext. 4711c:580-9081	727-398-9577
Vianne Marchese	Homeless Veteran Coordinator	VA Medical Center -573	1601 Southwest Archer	Gainesville, FL 32608	352-376-1611ext.7461	352-376-7901
See Vianne Marchese above		VA Medical Center -594	801 South Marion Street	Lake City, FL 32025-5898		
Beth Wolfsohn, LCSW	Homeless Program Coordinator	VA Medical Center -546	1201 NW 16th Street	Miami, FL 33125	305-541-5864 ext. 143	305-541-8614
Wendy Hellickson, LCSW	HCHV Coordinator	James A. Haley Vets Hosp -673	10770 N. 46th Street	Tampa, FL 33617	813-979-3559	813-228-2857
Carla Dasilva, LCSW	Homeless Coordinator	W. Palm Beach VAMC -548	7305 N. Military Trail	West Palm Beach, FL 33410	561-422-6870	561-882-6725
Daniel Aponte-Ramos, MSW	Homeless Veteran Coordinator	VA Medical Center -672	10 Casia St.	San Juan, PR 00921-3201	787-641-7582 ext. 12327	787-641-4398
Heather S. Gallagher, LCSW	Homeless Veteran Coordinator	VA Medical Center - 675	5201 Raymond Street	Orlando, FL 32803	321-397-6614	
VISN 9						
Dan Heim, SW	HCHV Homeless Program	VA Medical Center -626	1310 24th Ave., South	Nashville, TN 37212-2637	615-327-4751 ext.2314	615-321-6353
Ovul Ince, SW	Homeless Coordinator	VA Medical Center -614	1030 Jefferson Avenue	Memphis, TN 38104	901-523-8990 ext.5152	901-577-7427
Dennis Thacker, LCSW	GPD Liaison	VA Medical Center -621	James H. Quillen, VAMC	Mountain Home, TN 37684	423-979-2872	423-979-2812
Larry Endicott, SW	Homeless Program Coordinator	VA Medical Center -596	1101 Veterans Drive	Lexington, KY 40502	859-233-4511ext.4974	859-281-3984
Brian A. Alexander, SW	HCHV Homeless Program	VA Medical Center	800 Zorn Ave	Louisville, KY 40206	502-587-8122	502-583-1991
Frank Boggess, SW	HCHV Homeless Program	VA Medical Center -581	1540 Spring Valley Drive	Huntington, WV 25704	304-522-7746	
VISN 10						
Patricia Tomcho, RN	Homeless Program Coordinator	VAMC Building 4116A(B)	10000 Brecksville Road (181B)	Brecksville, OH 44141	440-526-3030 ext. 7966	440-546-2897
James Kennelly	Homeless Coordinator (116A4)	VA Medical Center -538	17273 State Route 104	Chillicothe, OH 45601	740-773-1141 ext. 7459	740-772-7051
Iola Green, MSSW	HCHV Coordinator	VA Med. Ctr. -539	1000 S. Ft. Thomas Ave.	Ft. Thomas, KY 41075	859-572-6226	606-572-6222
Lois Depp, MSW	DCHV & HCHV Coordinator (116)	VA Medical Center -552	4100 West 3rd Street	Dayton, OH 45428	937-267-3909	937-267-5314
John Roszkowski	Homeless Program Coordinator	VA Outpatient Clinic -757	543 Taylor Avenue	Columbus, OH 43203	614-257-5211	614-253-7961
VISN 11						
Clare Reed, MSW	HCHV Outreach Worker	VA Medical Center -506	2215 Fuller Road	Ann Arbor, MI 48105	734-769-7100 ext. 7298	734-769-7412
Fran McGivern, ACSW	Program Coordinator	VA Medical Center	4646 John R.	Detroit, MI 48201	313-576-1000 ext. 3611	313-576-1074
Daleth C. Jean-Jules	Coord., Homeless Veterans Programs	VA Medical Center -515	5500 Armstrong Rd.	Battle Creek, MI 49015	616-966-5600 ext.5648	616-969-2979
Cara Cieselski, LLMSW	HCHV Coordinator/CWT Social Worker	Aleda E. Lutz VAMC -655	1500 Weiss Street	Saginaw, MI 48602	989-497-2500 ext.11793	
Paulette Brock, LCSW	GPD Liaison	VA Medical Center -550	1900 East Main Street	Danville, IL 61832	217-554-5111	217-477-4813
Naomi R. Nicastro	Homeless Program Coordinator	VAMC NIHCS Ft. Wayne Campus	2121 Lake Ave.	Ft. Wayne, IN 46805	260-426-5431 ext.71662	260-421-1029
Deb Walls, LCSW	HCHV Coordinator	Richard L. Roudebush VAMC -583	2669 Cold Spring Road, B	Indianapolis, IN 46222	317-988-3198	317-226-0455
Linda Webb, LISW	HCHV Program Coordinator	Toledo CBOC-506GA	3333 Glendale Avenue	Toledo, OH 43614	419-213-7524	419-259-3850

Appendix 8: CHALENG Points of Contact by VISN

Name	Title/Program	Facility/Station Number	Address	City/State/Zip	Phone	Fax
VISN 12						
Eugene Herskovic	VISN 12 Network Homeless Coordinator	VA Medical Center-536/578	820 South Damen	Chicago, IL 609612	312-569-8085	708-202-8425
William Flood	Asst. Chief, Domiciliary	VA Medical Center -556	3001 Greenbay Road	North Chicago, IL 60064	847-688-1900 ext. 84842	847-578-3844
Nereida E. Senkbeil, SW	Homeless Program Coordinator	VA Medical Center -585	325 East "H" Street	Iron Mountain, MI 49801	906-774-3300	906-779-3147
Timothy C. Koerber	Homeless Coordinator	Wm. S. Middleton Vets Hosp. -607	2500 Overlook Terrace	Madison, WI 53705	608-280-7085	608-280-7025
Barbara Gilbert	HCHV Coordinator	VA Medical Center -695	3330 W. Wells Street	Milwaukee, WI 53208	414-342-0903	414-342-4999
Robert Karpinsky, MSSW, LCSW	Homeless Coordinator	VA Medical Center -676	500 E. Veterans Street	Tomah, WI 54660	608-372-3971 ext.66024	608-372-1692
VISN 15						
Charles G. Carter	Homeless Veterans Coordinator	VA Medical Center -589	4801 E. Linwood Blvd.	Kansas City, MO 64128-2295	816-861-4700	
Denise Heet, LCSW	Homeless Veterans Program Coord.	Harry S. Truman Vets. Hosp. -543	800 Hospital Drive	Columbia, MO 65201	573-814-6000 ext.3403. 6495	573-814-6493
Vickie Eich, SW	Homeless Coordinator	VA Eastern Kansas HCS-Leavenworth	4101 S. 4th St. Tfway	Leavenworth, KS 66048	913-682-2000 ext. 2383	913-758-4149
Adam Coleman	Homeless Veteran Coordinator/Clinical Sup.	VA Medical Center -609	2401 West Main Street	Marion, IL 62959	618-997-5311	618-997-5651
Kristina Bowlby, MSW	Homeless Veterans Coordinator	John J. Pershing VAMC	1500 N. Westwood Blvd.	Poplar Bluff, MO 63901	573-686-4151	573-778-4156
Evelyn D. Paul	HCHV Coordinator	John J. Cochran VAMC -657	915 North Grand Blvd.	St. Louis, MO 63106	314-289-7611	314-289-9547
Randy Crandall	Homeless Coordinator	Colmery-O'Neil VAMC -677	2200 Gage Boulevard	Topeka, KS 66622	785-350-3111 ext.2090	785-350-4368
Judy Epperson, SW	HCHV Coordinator	VA Medical & Regional Office -452	5500 E. Kellogg	Wichita, KS 67218	913-682-2000 ext.3203	
VISN 16						
Paul B. Matens, LCSW	Coordinator, Social Work Service	VA Medical Center -586	1500 E. W. Wilson Dr.	Jackson, MS 39216	601-362-4471 ext.5504	601-368-4094
Rena Powell	HCHV Coordinator	VA Medical Center -502	P.O.Box 69004	Alexandria, LA 71306-9004	318-473-0010 ext. 2796	318-483-5177
Peggy Favre	Homeless Veterans Program Coord.	VA Medical Center -520	400 Veterans Ave.	Biloxi, MS 39531	228-563-2871	
Brian McAnally, LMSW	HCHV Coordinator	VA Medical Center -564	1100 N. College Avenue	Fayetteville, AR 72703	501-444-5065 ext.5143	501-587-5994
Derrick Morrison, SW	Homeless Veterans Program Coord.	VA Medical Center -580	2002 Holcombe Blvd.	Houston, TX 77030	713-791-1414	
Estella L. Morris, Ph.D	Prog. Mgr. Comprehensive Hmls. Ctr.	VA Medical Center	1101 W. 2nd Street	Little Rock, AR 72204	501-257-4499	501-257-4240
Kenneth Rocky, MSW	HCHV Coordinator	VA Medical Center -629	1601 Perdido Street	New Orleans, LA 70146	504-568-0811 ext 3620	504-589-5919
Carolyn Green	Coordinator, Homeless Program	Overton Brooks VA Med Ctr -667	510 East Stoner Avenue	Shreveport, LA 71101-4295	318-841-4812	318-841-4784
Larry Chatman	Director, Friendship House	VA Medical Center -635	1140 NW 32nd	Oklahoma City, OK 73118	405-270-0501ext.1708	405-290-1777
Christina Perez-Lanik	Homeless Coordinator, Suite 100	VA Medical Center	10159 E. 11th St.	Tulsa, OK 74128	918-610-2015	918-835-5760
see Christina Perez-Lanik above		VA Muskogee	1011 Honor Heights	Muskogee, OK 74401	918-680-3758	
Scott Turner, MSW	Homeless Coordinator	VA Outpatient Clinic	312 Kenmore Rd.	Pensacola, FL 32503	850-471-7714	850-723-3900
VISN 17						
Teresa House-Hatfield	Director, CHC /DOM/RRTP	VA Medical Center, North Texas	4500 S. Lancaster	Dallas, TX 75216	214-857-1133 ext.1121	214-857-1123
see Teresa House-Hatfield above		Sam Rayburn Mem Vet Ctr -522	1201 E. 9th Street	Bonham, TX 75418	903-583-6233	903-583-6687
Ann Guerrieri-Marsh, MSN RN,CS	Acting HCHV Coordinator	S. TX Vets. Health Care Sys. -671	4073 Medical Drive , Fairhaven Ctr.	San Antonio, TX 78229	210-692-1155	210-949-9771
Paula Wood, LCSW	HCHV Coordinator	VA Medical Center -685	1901 Veterans Memorial Drive	Temple, TX 76504	254-743-1261	254-754-9346
Leslee Perez, LMSW	HCHV Coordinator	VA Outpatient Clinic	2901 Montopolis Drive	Austin, TX 78741	512-389-6769	512-389-7111
Eileen B. Callejas	HCHV Coordinator	Corpus Chrsti, Outpatient Clinic 122	5283 Old Brownsville Rd	Corpus Christi, TX 78405	361-806-5608	361-806-5604
VISN 18						
Dawn D. Malone	HCHV Coordinator	Carl T. Hayden VAMC -644	650 E. Indian School Rd.	Phoenix, AZ 85012	602-277-5551	602-222-6521
Jeff Doyle	Homeless Coordinator	VA Medical Center -501	1501 San Pedro, SE.	Albuquerque, NM 87120	505-265-1711 ext.5922	505-256-2723
Henry J. Hawley, AO	HCHV Coordinator/Mental Health	VA Medical Center -504	6010 Amarillo Blvd., W.	Amarillo, TX 79106	806-355-9703 ext.7540	806-356-3794
Janet Ryder	Homeless Veterans Coordinator	VA Medical Center -519	300 Veterans Blvd.	Big Spring, TX 79720-5500	432-263-7361 ext. 7327	432-268-5086
Joel A. Arrigucci, SW	Homeless/CWT Program Coord. (116)	VA Health Care Center -756	5001 N. Piedras St.	El Paso, TX 79903-4211	915-564-6139	915-564-7867
John J. Shebek, SW	Homeless Veterans Coordinator	VA Medical Center -649	500 Highway 89 North	Prescott, AZ 86313	928-445-4860 ext.6380	928-776-6176
Gary H. Straus, SW	Homeless Veterans Coordinator (4-116)	VA Medical Center -678	3601 S. 6th Avenue Bld 66	Tucson, AZ 85723	520-792-1450 ext.1-4570	520-629-4725

Appendix 8: CHALENG Points of Contact by VISN

Name	Title/Program	Facility/Station Number	Address	City/State/Zip	Phone	Fax
VISN 19						
Susan Langer, MSW, LCSW	HCHV Program Coordinator	VA Medical Center -554	1055 Clermont Street	Denver, CO 80220	303-399-8020 ext. 3269	303-393-4656
Larry W. Melka, MSW	HCHV Program Coordinator	VA Medical Ctr. -442	2360 E. Pershing Blvd.	Cheyenne, WY 82001	307-778-7353	307-778-7812
Robert Schmitt, SW	Homeless Veterans Coordinator (11)	VA Med. & Regional Of. Ctr. -436	3687 Veterans Drive	Fort Harrison, MT 59636	406-447-6410	406-447-7333
Monroe Jack Freeman (LCSW)	Homeless Program Coordinator	Colorado Springs VA Clinic	25 North Spruce	Colorado Springs, CO 80905	719-667-5588	719-667-4462
Larry Hall, SW	Homeless Coordinator	VA Medical Center -575	2121 North Avenue	Grand Junction, CO 81501	970-242-0731 ext.2248	970-256-8905
see Robert Schmitt above		VA Medical Center -617	210 S. Winchester	Miles City, MT 59301		
Rudy Johansen, LCSW (116HO)	Homeless Program Coordinator	VA Medical Center -660	500 Foothill Blvd.	Salt Lake City, UT 84148	801-582-1565 ext.2611	801-584-2507
David Carlson, LCSW	Mental Health Clinic	VA Medical Center -666	1898 Fort Road	Sheridan, WY 82801	307-672-3473 ext. 3305	307-672-1911
VISN 20						
Keith Scheff, SW	Homeless Program Coordinator	VA Medical Center -648	3701 SW US Vet. Hosp.Rd	Portland, OR 97239-2999	530-220-8262	
Ann M. Shahan	Homeless Program Coordinator	VA Puget Sound HCS	9000 Veterans Dr.	Tacoma, WA 98493	253-582-8440 x71672	253-589-4064
John Purkey	Homeless Coordinator	VA Medical Center & Regional Office	3001 C Street	Anchorage, AK 99503	907-273-4057	907-273-4049
David W. Herring, MSW	Homelessness Coordinator	VA Medical Center -531	500 West Fort Street	Boise, ID 83702	208-422-1000 EXT.4204	
Norma Poasa	Homeless Program Nurse	VA Medical Center	100 River Ave	Eugene, OR 97404	541-607-0897	541-607-7573
See Ann Shahan above		VA Medical Center -663	1660 S. Columbian Way	Seattle, WA 98108	253-582-8440 ext.71672	206-589-4064
John Davis	HCHV Coordinator	VA Medical Center -668	4815 N. Assembly	Spokane, WA 99205	509-353-2699	509-353-2709
Chris H. Oliver	HCHV Coordinator	VA Medical Center - (326)	77 Wainwright Drive	Walla Walla, WA 99362	509-525-5200 ext. 22690	509-527-6113
Susan Harrison	HCHV Coordinator	VA Domiciliary-692	8495 Crater Lake	White City, OR 97503	541-826-2111	503-830-3518
VISN 21						
Michael J. Martin, LCSW	HCHV Coordinator	VA Medical Center	401 Third Street (122)	San Francisco, CA 94107	415-551-7309	
Carolyn S. Hughes, PhD, LCSW	Chief, Social Work Service/HCHV Coord.	VA Medical Center -570	2615 E. Clinton Avenue	Fresno, CA 93703	559-225-6100 ext.5671	559-228-6903
Rick Velasquez, MSW	Homeless Program Coordinator	VA Pacific Islands HCS	459 Patterson Road	Honolulu, HI 96819-1522	808-433-0335	808-433-0392
see Thalia Falcon, LCSW below		VA Medical Center -599	4951 Arroyo Road	Livermore, CA 94550		
see Tracy Cascio, SW below		Oakland Army Base	2502 W . 14th St.	Oakland, CA 94607	510-587-3405	
Thalia Falcon, LCSW	Homeless Program Coordinator	VAMC MPD 122	795 Willow Road	Menlo Park, CA 94040	650-493-5000 ext. 22460	650-617-2614
Paula Rowles, LCSW	Coordinator HCHV/GPD Liaison	VA Medical Center -654	1000 Locust Street	Reno, NV 89502	775-328-1761	775-328-1403
Tracy Cascio, SW	Homeless Program Coordinator	VANCHCS-Social Work Service (122)	150 Muir Road	Martinez, CA 94553	925-372-2420	925-372-2501
VISN 22						
William R. Brackett, SW	Homeless Program /G&PD Coordinator	VA Medical Center -600	5901 East 7th Street	Long Beach, CA 90822	562-826-8000 ext. 4684	562-826-5969
Marcia Evans, RN, MSN	Homeless Program Coordinator	c/o CBOC	P.O. Box 360001	N. Las Vegas, NV 89036	702-636-3000 ext.6056	702-636-4078
Nancy Whitney, LCSW	HCHV Coordinator	VA Medical Center -116A	11201 Benton Street	Loma Linda, CA 92354	909-825-7084 ext.2388 Pager #7382	909-422-3186
JoEtta Brown-Higgins, MSW	Site Manager	LAACC	351 E. Temple Street	Los Angeles, CA 90012-3328	213-253-2677 ext. 4766	213-253-5555
Jessica Brian, LCSW	HCHV Coordinator	VA Mission Valley Outpatient Clinic	8810 Rio San Diego Drive. Suite 220	San Diego, CA 92108	619-400-5167	619-400-5159
Paul Burton, MSW	Site Manager	SACC	16111 Plummer Street	Sepulveda, CA 91343	818-895-9596	818-895-9339
William Daniels, MSW	Director., Community Care	West LA VA Med Ctr -691	11301 Wilshire Blvd.	Los Angeles, CA 90073	310-268-3385	310-268-4743
VISN 23						
Jo Weable, LICSW	HCHV Coordinator (116A)	VA Medical Center -618	One Veterans Drive	Minneapolis, MN 55417	612-467-1771 or 1772	612-467-5971
Kim A. Pearson, SW	HCHV Coordinator/Clinician	VA Med. & Regional Office -437	2101 North Elm Street	Fargo, ND 58102	701-232-3241, ext.3150	701-237-2642
Linda Chleqc, SW	Homeless Veterans Coordinator	VA Medical Center -568	113 Comanche Road	Fort Meade, SD 57741	605-490-2404	605-347-7204
Linda Chleqc, SW	Homeless Veterans Coordinator	VA Medical Center -579	500 N. 5th Street	Hot Springs, SD 57747	605-745-2022	605-745-2056
Candice Cummings	Homeless Coordinator	VA Medical Center	2501 W 22nd St.	Sioux Falls, SD 57117-5046	605-336-3230 ext. 6135	605-373-4119
Stephen J. Eisenreich, SW	HCHV Coordinator	VA Medical Center -656	4801 8th Street North	St. Cloud, MN 56303	320-255-6480 ext. 6158	320-255-6378
Michael D. Johnson	Homeless Program Coordinator	VAMC, NWIHS -636	4101 Woolworth Avenue	Omaha, NE 68105	402-346-8800 ext.5574	402-977-5684
Tyler Patterson, LMSW	HCHV Coordinator (OOH)	VA Medical Center -555	3600 30th Street	Des Moines, IA 50310-5774	515-699-5999 ext.4036	515-699-5779
Janelle Brock, MSW, LCSW	HCHV Coordinator	VA Medical Center -574	2201 N. Broadwell Ave.	Grand Island, NE 68803-2196	308-382-3660 ext.9-2059	
Sarah E. Oliver, SW	Homeless Coordinator	VA Medical Center -584	601 Highway 6 West	Iowa City, IA 52246	563-370-1779	563-370-1779
see Tyler Patterson above		VA Central Iowa HCS -592	3600 30th Street	Knoxville, IA 50138		
Joe P. Heatherly SW (116)	Homeless Coordinator	VA Medical Center -597	600 South 70th Street	Lincoln, NE 68510	402-489-3802 ext. 6980	