




Public Use Data Tape Documentation

Arthritis Data Tape Tape Number 4121

National Health and Nutrition Examination Survey, 1971-1975


U.S. DEPARTMENT OF HEALTH AND HUMAN SERVICES • Public Health Service • Centers for Disease Control • National Center for Health Statistics



Public Use Data Tape Documentation

Arthritis Data Tape Tape Number 4121

National Health and Nutrition Examination Survey, 1971-1975



U.S. DEPARTMENT OF HEALTH AND HUMAN SERVICES
Public Health Service
Centers for Disease Control
National Center for Health Statistics

Hyattsville, Maryland
November 1988

The data compilation and documentation necessary for the Arthritis Data Tape were done by Kurt Maurer, Everette Collins, Arnold Engel, M.D., Evelyn S. Stanton, Dorothy Blodgett and Rita M. Weinberger of the Division of Health Examination Statistics, National Center for Health Statistics. A special note of gratitude is due Darian Varga and Rose Hollander who patiently typed and retyped this material.

CONTENTS

	<u>Page</u>
HANES 1971-1975	
Description of Survey	1
Target Population	1
Data Collection	2
Use of HANES Data	4
Errors in the Data Sets and Survey Differences	5
Variance Estimation	6
Tape Characteristics	7
General Notes	
Asterisks on Tape Description	8
Demographic Information	8
Arthritis History Supplement	9
Arthritis Assessments from X-ray	
Films of the Hip and Knee	10
Other Arthritis Data	10
Tape Description--Summary	11
Tape Description	21
Detailed Notes	135

ARTHRITIS DATA TAPE

Health and Nutrition Examination Survey, HANES I, 1971-1975

Description of Survey: A detailed description of the design, content and operation of HANES I is provided in the following reports: Plan and Operation of the Health and Nutrition Examination Survey, DHEW Pub. No. (HSM) 73-1310, Series 1, Nos. 10a and 10b, Public Health Service, Washington, D.C., U.S. Government Printing Office, February 1973. Also provided is a draft report on the augmentation survey of adults describing the relevant field work conducted between July 1974 and October 1975.

Target Population: HANES I was conducted on a nationwide probability sample of approximately 28,000 persons, ages 1-74 years, from the civilian, noninstitutionalized population of the coterminous United States, excepting those persons residing on Indian reservations. The survey started in April 1971 and for many survey components was completed in June 1974. The HANES I sample was selected so that certain population groups thought to be at high risk of malnutrition (persons with low incomes, preschool children, women of childbearing age and the elderly) were oversampled at known rates. Adjusted sampling weights were then computed within 60 age, sex and race categories in order to inflate the sample in such a manner as to closely reflect the 193.7 million non-institutionalized population, ages 1-74, of the United States at the time of the survey.

Although the main emphasis of HANES I was on nutrition, a subset of those sample persons aged 25-74 received a more detailed health examination which was continued through October 1975. No particular oversampling of subgroups of the population was done in this subsample (e.g. women of childbearing age were not oversampled as they were for the major nutrition component of HANES I). This subsample is also representative of the United States population aged 25-74 during the time of HANES I.

After the nutrition survey was completed, the detailed examination given to the 25-74 age group was continued until the total number of examined persons was approximately double the number of examinees who received the detailed examination during the nutrition survey.

Data Collection: Information for all examined sample persons in HANES I was obtained by means of a household interview, a general medical history, a 24-hour dietary intake recall interview, a food frequency interview, a food program questionnaire, a general medical examination, dental, dermatological and ophthalmological examinations, anthropometric measurement, hand-wrist x-rays (of those ages 1-17 only) and 24 hematological, blood chemistry, and urological laboratory determinations.

In addition to the information received on all examined persons by means of the above questionnaires, procedures and measurements, the following data were gathered on the subsample of adults aged 25-74: a medical history supplement; supplementary questionnaires concerning

arthritis, respiratory and cardiovascular conditions (when applicable); a health care needs questionnaire; a general well-being questionnaire; an extended medical examination; x-rays of the chest and hip and knee joints; audiometry; electrocardiography; goniometry; spirometry; pulmonary diffusion and tuberculin tests; along with additional laboratory determinations.

Use of HANES Data

With the goal of mutual benefit, NCHS requests the cooperation of recipients of data tapes in certain actions related to their use:

- A. Any published material derived from the data should acknowledge the National Center for Health Statistics as the original source. It should include also a disclaimer which credits any analyses, interpretations, or conclusions reached to the author (recipient of the tape) and not to NCHS, which is responsible only for the initial data.
- B. Consumers who wish to publish a technical description of the data will make a reasonable effort to insure that the description is not inconsistent with that published by NCHS. This does not mean, however, that NCHS will review such descriptions.

Errors in the Data Sets and Survey Differences

The data users tapes have been subjected to a great deal of careful editing. However, due to the large volume of data in the series, it is likely that a small number of errors or discrepancies remain undetected. We would appreciate if any such errors are detected that they be brought to our attention so that new corrected copies of the tape can be created and errata sheets issued to previous purchasers.

Some of the continuous data items have extremely high or low values and we have verified that they do in fact appear that way on the hard documents; that is, we have verified that the values have not been incorrectly keyed.

In general, we have not attempted to resolve any differences that may exist between estimates derived from the various subsamples of HANES I. Nor have we made any comparisons between estimates from HANES I and previous surveys conducted by the Division of Health Examination Statistics.

Variance Estimation

Because the Health and Nutrition Examination Survey is based upon a complex sample design, the assumptions of many statistical tests and routinely available statistical programs are not met. For this reason when estimates of the variances of statistics from HANES are computed, the technique of estimation must be based upon complex sampling theory. In order to provide the user with the capability of estimating the complex sample variances, we have provided Strata and Primary Sampling Unit (PSU) codes on the HANES user tapes in tape positions 194-198. One computer program that should be widely available sometime around the summer of 1978 as part of the Statistical Analysis System (available from the SAS Institute Inc., Post Office Box 10066, Raleigh, North Carolina 27605) is capable of using the Strata-PSU codes provided for HANES to compute complex sample variances. Other programs may also be available.

In those Strata, referred to as certainty or self representing Strata, the PSU codes are actually the segment numbers. Neither the Strata codes or the PSU codes are the original codes used in the formation of the HANES sample design, but are none-the-less a unique recoding of the original codes. For further discussion of the sample design of HANES, the user should consult the publications of the National Center for Health Statistics--Series 1-No. 10a and 10c and the detailed note for tape positions 158-193.

Tape Characteristics

Title: Arthritis Data Tape

Catalog Number: 4121

Data Set Name: HEHANESI.DU412102

Record Length: 700

Blocksize: 3500

Number of Records: 6913

Number of Reels: 1

Recording Mode: Fixed Block, EBCDIC

Channel: 9 Track

Created by: Division of Health Examination Statistics
National Center for Health Statistics
Hyattsville, Maryland

General Notes

Asterisks on the Tape Description: Some of the data items were obtained only for a particular subsample of HANES. Consequently some of these items appear to have a great deal of missing data (coded as BLANK) due to nonresponse, but in fact the data is missing because the design of HANES dictated that the item was to be obtained only for a particular subsample. (For further discussion of the various subsamples in HANES the user should see the detailed note for tape positions 158-193).

To alert the user to this fact asterisks were put on the tape description. One asterisk denotes that the data item was obtained only on examinees at locations 1-65 and two asterisks denote that it was obtained only at locations 66-100.

Demographic Information: An advance letter, announcing the forthcoming arrival of an interviewer from the U.S. Bureau of the Census, was mailed to each household that fell into the sample area. The interviewer subsequently visited the household to ascertain its composition and to administer a questionnaire, the primary purpose of which was to obtain demographic information. The questionnaire was administered to each potential sample person that was available and competent enough to respond to questions. In the event that a potential sample person was not at home at the time of interview, any responsible adult in the household was asked to respond to the questions for the absent person.

Demographic information for each of the examinees appears in tape positions 1-200.

Arthritis History Supplement: The arthritis history supplement was administered to the Detailed Sample examinees by the examining physicians in the same session as the physical exam. The supplement was only administered to those examinees who had answered positively to one or more screening questions administered at the household interview. The screening questions dealt with history of arthritis, pain or aching in joints, neck, back or hip and with joint swelling stiffness. After an initial period of operation at the beginning of the survey the examining physician was instructed not to administer the arthritis supplement if requestioning of the examinee warranted changing all positive screening questions to negative. This procedure was followed for most of the survey operation. Some of the examining physicians did not recode the original responses to negative to reflect their considered opinion on not giving the arthritis supplement.

Arthritis Assessments from X-ray Films of the Hip and Knee: As part of the arthritis examination x-ray films of the hip and knee were taken and were subsequently assessed for the presence of osteoarthritis by three rheumatologists. X-rays of the knees were taken on all detailed sample examinees and x-rays of the hips were taken on all men in the detailed sample, but among women in the detailed sample, were taken only on those 50 years of age or older.

Other Arthritis Data: Physical examination data resulting from a detailed joint examination can be found in tape locations 545-705 of the General Medical Examination, 1-74 years (catalogue number 4233). Certain arthritis screening questions can be found on the Medical History Questionnaire, 12-74 years (catalogue number 4081) and also on the General Medical History, 25-74 years (catalogue number 4091).

DEMOGRAPHIC DATA SUMMARY - HANES I

Tape
Positions

Sample sequence number	1
Size of place	10
SMSA-not SMSA	11
Type of living quarters	12
Land usage	13
If rural, asked - How many acres of land are included	14
If 10 acres or more asked - Sale of crops, etc. amount to \$50 or more ..	15
If 10 acres or less asked - Sale of crops, etc. amount to \$250 or more .	16
Age - head of household	17
Sex - head of household	19
Highest grade attended - head of household	20
Race - head of household	22
Total number of persons in household	23
Total sample persons in household	25
Number of rooms in house	27
Is there piped water	28
If yes, is there hot and cold piped water	29
If yes to piped water - Does house have a sink with piped water	30
Does house have a range or cook stove	31
Does house have a refrigerator.....	32
Are kitchen facilities used by anyone not living in household	33
Total family income group	34

NOTE: The following income questions were asked only if "Total Family Income" was less than \$7,000

During Past Year Did you or Any Members of Your Family Receive Money From:

Wages or salaries	36
If yes - How much altogether before deductions	37
Social Security or Railroad Retirement	41
If yes - How much altogether	42
Welfare payments or other public assistance	46
If yes - How much altogether	47
Unemployment or Workman's Compensation	51
If yes - How much altogether	52
Government employee pensions or private pensions	56
If yes - How much altogether	57

	<u>Tape Positions</u>
Dividends, interest or rent	61
If yes - How much altogether	62
Net income from own non-farm business, professional practice or partnership	66
If yes - How much altogether	67
Net income from a farm	71
If yes - How much altogether	72
Veteran's payments	76
If yes - How much altogether	77
Alimony, child support or contributions from persons not living in household	81
If yes - How much altogether	82
Any other income	86
If yes - How much altogether	87
Total amount	91
Family unit code	95
Relationship to head of household	100
Age at interview	101
Race of examined person	103
Sex of examined person	104
Marital status	105
Date of birth (month and year)	106
Place of birth	110
Highest grade of regular school ever attended	112
Did he finish the grade	114
Is he attending school now	115
Has he ever attended a school of any kind	116
If yes - What kind of school	117
Is any language other than English frequently spoken in the household .	118
If yes - What language	119
What is your main ancestry or national origin	120
What was he doing most of past three months	122
If "something else" - What was he doing	123
If "keeping house" or "something else" - Did he work at a job or business at any time during the past three months	124
If "working" - Did he work full-time or part-time	125
Did he work at any time last week or the week before (not around house)	126
If no - Even though he did not work during that time, does he have a job or business	127

Tape
Positions

Was he looking for work or on lay-off from a job	128
If yes - Which	129
Class of worker	130
If self-employed in "own" business and not a farm, is the business incorporated	131
Business or industry code	132
Occupation code	135
Date of examination	138
Age at examination	144
Farm/non-farm	146
Poverty index	147
Region	150
FOOD PROGRAMS APPLICABILITY	151
Are you certified to participate in the food stamp program?	152
Are you buying food stamps now?	153
What is the main reason you aren't participating in the program?	154
Are you certified to participate in the commodity distribution program?	155
Are you receiving commodity foods now for your family?	156
Why aren't you participating in the program?	157
SAMPLE WEIGHTS	158
STRATA - Primary Sampling Unit (PSU)	194

ARTHRITIS DATA SUMMARY - HANES I

	<u>Tape Positions</u>
CATALOGUE NUMBER - 4121	201
 ARTHRITIS HISTORY SUPPLEMENT	
Pain in back or neck on most days for at least one month?	225
Has pain been present on any one occasion for at least six weeks?	226
Is pain usually located in neck? In upper back? In mid-back?	
In lower back?	227
Is pain most intense in neck? In upper back? In mid-back?	
In lower back?	231
Pain present when resting at night?	235
 Does pain awaken you from sleep at night?	236
Has pain in back ever seemed to spread?	237
Does pain spread to the back of the right leg? To the back of the left leg? Both legs?	238
Does pain spread to the top of the head? To the sides of the body? ...	241
Has pain in neck ever seemed to spread?	243
 Does pain spread to the top and back of the head? To either shoulder area? To the arms or hands? To other locations?	244
Is back or neck pain made worse by coughing, sneezing or deep breathing? With bending or twisting motion? After prolonged activity? By prolonged sitting? After prolonged standing?	248
How old when first experienced recurring back and neck pain?	253
When was last time you had this pain?	254
What is longest episode of back or neck pain you have ever had?	255
 Does back or neck pain occur more frequently now than before?	256
Ever had sprained back due to some type of physical activity?	257
Ever had a "whiplash" injury of the neck?	258
Ever had a ruptured disc in either your back or neck?	259
At what age?	260
 Were you in traction?	262
Was surgery necessary?	263
Ever stayed in hospital overnight for back or neck pain?	264
Had pain in or around either hip joint most days for at least one month?	265
Has pain in hip area been present on any one occasion for at least six weeks?	266

Tape
Positions

Where did you first notice it? 267

In hip area is pain usually most intense in the right buttock?
 In the left buttock? In both buttocks? In the right groin?
 In the left groin? In both groins? In the side of right thigh?
 In the side of left thigh? In the sides of both upper thighs?
 In other areas? 268

From hip has pain tended to spread to the inside of your leg?
 To the front of your leg? To the outside of your leg? To the
 back of your leg? 279

Had pain in or around hip when coughing or sneezing? 282

When hip pain present does it hurt at rest as well as moving? 283

How old when first experienced recurring pain in hip? 284

Last time you had pain? 285

Longest episode of hip pain you have ever had? 286

Ever had a fractured hip? 287

Which hip was broken? 288

How old when it happened? 289

Was hip in traction? 291

Was there surgery? 292

Ever had a dislocated hip? 293

Which hip dislocated? 294

How old when it happened? 295

Was hip in traction? 297

Was there surgery? 298

Had pain in or around knee most days for at least one month? 299

Pain in knee area been present on any one occasion for at least
 six weeks? 300

In which knee did you first have it? 301

How old when first experienced recurring pain in knee? 302

When knee pain present, is it most intense in right knee? In left
 knee? In both knees? Behind the right knee? Behind the left
 knee? Behind both knees? 303

When knee pain present, does it hurt at rest as well as moving? 309

When knee pain present, is there also swelling of the knee joint? 310

When pain present, ever had "locking" of the knee? 311

Either knee ever "given way" under you? 312

Which knee gave way? 313

Last time you had this knee pain? 314

Longest episode of knee pain ever had? 315

	<u>Tape Positions</u>
Ever had a fractured knee?	316
Which knee fractured?	317
Ever had severe twisting of either knee with resultant sprain or swelling lasting more than two weeks?	318
Which knee?	319
Ever had any other knee injury?	320
Which knee?	321
Ever had hip, knee or back disease treated by an operation?	322
Which joint?	323
If hip, which hip?	324
If knee, which knee?	325
Had pain or aching in any joint other than hip, back or knee on most days for at least six weeks?.....	326
Were fingers painful? If yes, which fingers?	327
Was wrist painful? If yes, which wrist?	329
Was elbow painful? If yes, which elbow?	331
Was shoulder painful? If yes, which shoulder?	333
Was ankle painful? If yes, which ankle?	335
Was foot painful? If yes, which foot?.....	337
Any swelling of joints with pain present when joint touched on most days for at least one month?	339
Has this swelling been present on any one occasion for at least six weeks?	340
Is swelling and tenderness on touching in fingers? If yes, which fingers?	341
Is swelling and tenderness on touching in wrists? If yes, which wrist?	343
Is swelling and tenderness on touching in elbows? If yes, which elbow?	345
Is swelling and tenderness on touching in shoulders? If yes, which shoulder?	347
Is swelling and tenderness on touching in hips? If yes, which hip? ...	349
Is swelling and tenderness on touching in knees? If yes, which knee?..	351
Is swelling and tenderness on touching in ankles? If yes, which ankle?	353
Is swelling and tenderness on touching in feet? If yes, which foot? ..	355
How old when first experienced swelling of joints?	357
Last time you had this swelling?	358
Had stiffness in joints and muscles when first getting out of bed in morning on most mornings for at least one month?	359

Tape
Positions

Has stiffness been present on any one occasion for at least six weeks?	360
Is morning stiffness usually in fingers? If yes, which fingers?	361
Is morning stiffness usually in wrists? If yes, which wrist?	363
Is morning stiffness usually in elbows? If yes, which elbow?	365
Is morning stiffness usually in shoulders? If yes, which shoulder? ...	367
Is morning stiffness usually in hips? If yes, which hip?	369
Is morning stiffness usually in knees? If yes, which knee?	371
If morning stiffness usually in ankles? If yes, which ankle?	373
If morning stiffness usually in feet? If yes, which foot?	375
If morning stiffness usually in your back?	377
How long does stiffness last?	379
How old when first experienced morning stiffness of joints?	380
When was last time you had this stiffness?	381
Ever had pain, swelling or stiffness in a joint as result of accident or injury?	382
Was this the cause of pain, swelling or stiffness mentioned previously?	383
Is this the cause of any pain, swelling or stiffness which might still be present?	384
Have you ever been treated by any of the following for your joint troubles? (General practitioner, internist, rheumatologist, orthopedist, chiropractor, osteopath, foot doctor, physical therapist, occupational therapist, other, never been treated)	385
Are you currently being treated by doctor for troubles just described?	396
What type of doctor?	397
Did he say the problem was one of the following? (Acute arthritis; arthritis of spine, hip, upper and lower extremities; arthritis due to an infection; rheumatoid arthritis; and etc.)	398
Did he say the problem was one of the following? (Osteoarthritis and allied conditions; other specified forms of arthritis; arthritis, unspecified and etc.)	399
Did he say the problem was one of the following? (Rheumatism, polymyositis, and dermatomyositis; rheumatism, and etc.)	400
Did he say the problem was one of the following? (Osteocyclitis and periostitis and etc.)	401
Did he say the problem was one of the following? (Other diseases of the musculoskeletal system; and etc.)	402
Did he say the problem was something other than listed above?	403

	<u>Tape Positions</u>
When was the last time you saw him?	404
Who originally referred you to this doctor?	405
When do you usually see him?	406
How long will it be until your next visit with him?	407
Ever used splints or casts for treatment of your joint troubles? Do splints or casts do you any good? If yes to either, do you use splints or casts regularly?	408
Ever used braces for treatment of your joint troubles? Do they do you any good? If yes to either, do you use them regularly?	411
Ever used diathermy or paraffin for treatment of your joint troubles? Do they do you any good? If yes to either, do you use them regularly?	414
Ever use hot packs or heating pads for treatment of joint troubles? ... Do they do you any good? If yes to either, do you use them regularly?	417
Ever use cold packs or ice for treatment of joint troubles? Do they do you any good? If yes to either, do you use them regularly?	420
Ever use rest for treatment of joint troubles? Does it do any good? If yes to either, do you rest regularly?	423
Ever use traction for treatment of joint troubles? Does it do any good? If yes to either, do you use it regularly?	426
Ever use exercise or physical therapy for treatment of joint troubles? Does it do any good? If yes to either, do you use it regularly?	429
Ever use aspirin for treatment of joint troubles? Does it do any good? If yes to either, do you use it regularly?	432
Ever use a cane for treatment of joint troubles? Does it do any good? If yes to either, do you use it regularly?	435
Ever use a crutch for treatment of joint troubles? Does it do any good? If yes to either, do you use it regularly?	438
Ever use a stiff mattress for treatment of joint troubles? Does it do any good? If yes to either, do you use it regularly?	441
Ever use a bed board for treatment of joint troubles? Does it do any good? If yes to either, do you use it regularly?	444
Ever had injections into joints? Did they do any good?	447
Ever taken any cortisone-like medicine by mouth for your joints? If yes, did it do any good?	449
Ever taken any Butazolidin for your joints? If yes, did it do any good?	451

Tape
Positions

Ever taken Darvon or Tylenol for your joints? If yes, did it do any good?	453
Ever taken Indocin for your joints? If yes, did it do any good?	455
Can you do the following things without the help of someone else or the help of some special device? (Go up and down stairs; get into or out of a car; use washing facilities; dress yourself; feed yourself; get into or out of bed?)	457
At present time, does joint condition restrict your physical activity?	463
Ever had to stay in bed at home for long periods because of joints? ...	464
Ever stayed overnight in hospital because of joint problems?	465
With respect to your joint trouble, would you say condition is? (Mild/moderate/severe)	466
Job status one month before first developing joint condition?	467
As result of joint condition, has there been a change in your job status? What is it now?	468
Days lost during past 12 months as result of joint condition?	470

ARTHRITIS ASSESSMENTS

Quality of film (knees)	471
General abnormal	472
Osteoarthrosis	473
Quality of film (pelvis)	474
Sacro-iliac joint - general abnormal	475
Sacro-iliac joint - osteoarthrosis	476
Hips - general abnormal	477
Hips - osteoarthrosis	478
Hip measurement (plus/minus) measurement	479

ARTHRITIS DATA SUMMARY - HANES I

Arthritis Assessments	Tape Locations		
	First Reading	Second Reading	Adjudicated Reading
<u>Recording Form - KNEES</u>			
Reader Number	483	505	-
Osteoarthrosis (overall grade)	484	506	527
Joint space narrowing (by location)	485	507	528
Osteophytosis (grade by quadrants)	489	511	532
Tibial spine osteophytes	497	519	540
Bony sclerosis near joint margin	498	520	541
Cysts near joints	499	521	542
Erosions	500	522	543
Osteoporosis	501	523	544
Chondrocalcinosis (right/left)	502	524	545
Loose calcified bodies	504	526	547
<u>Recording Form - HIPS</u>			
Reader Number	548	584	-
Osteoarthrosis (overall grade - right/left hip)	549	585	620
Joint space narrowing (by location)	551	587	622
Bony sclerosis (by location)	557	593	628
Osteophytosis (by location)	561	597	632
Cysts	575	611	646
Erosions	576	612	647
Osteoporosis	577	613	648
Acetabular abnormalities	578	614	649
Chondrocalcinosis (right)	579	615	650
Chondrocalcinosis (symphysis)	580	616	651
Chondrocalcinosis (left)	581	617	652
Head deformity (primary/secondary)	582	618	653
<u>Recording Form - SACRO-ILIAC JOINTS</u>			
Reader Number	655	663	-
Sacroiliitis (overall grade)	656	664	671
Erosions (right/left)	657	665	672
Sclerosis (right/left)	659	667	674
Ankylosis (right/left)	661	669	676

HEALTH AND NUTRITION EXAMINATION SURVEY (HANES I)

DETAILED PERSONS

LOCATIONS 1-

DEMOGRAPHIC DATA TAPE

(n=6913)

Item #	Tape Loc.	No. of Positions	ITEM DESCRIPTION & CODES	Control Counts	HANES I Data Source
			<u>DEMOGRAPHIC DATA</u>		
	1-5	5	<u>Sample Sequence Number</u>		
	6-9	4	<u>Catalog Number</u> 4271	6913	
	10	1	<u>Size of Place</u> 1 - Urbanized area with 3,000,000 or more 2 - Urbanized area with 1,000,000 to 2,999,999 3 - Urbanized area with 250,000 to 999,999 4 - Urbanized area under 250,000 5 - Urban place 25,000 or more outside urbanized area 6 - Urban place 10,000 to 24,999 outside urbanized area 7 - Urban place 2,500 to 9,999 outside urbanized area 8 - Rural	1076 824 1091 627 120 338 403 2434	Household Questionnaire See Detailed Notes
	11	1	<u>SMSA - Not SMSA</u> 1 - In SMSA, in central city 2 - In SMSA, not in central city 4 - Not in SMSA	2038 2175 2700	Household Questionnaire See Detailed Notes
	12	1	<u>Type of Living Quarters</u> 1 - Housing Unit 2 - Other unit	6872 41	Household Questionnaire
	13	1	<u>Land Usage</u> 1 - All other 2 - Rural	4535 2378	Household Questionnaire
	14	1	If Rural, asked <u>How Many Acres of Land Are Included?</u> 1 - 10 or more acres 2 - Less than 10 acres 9 - Not applicable	658 1720 4535	Household Questionnaire

HEALTH AND NUTRITION EXAMINATION SURVEY (HANES I)

Item #	Tape Loc.	No. of Positions	ITEM DESCRIPTION & CODES	Control Counts	HANES I Data Source
15		1	If 10 acres or more, asked if <u>Sale of Crops, Etc. Amount to \$50 or more?</u>		Household Questionnaire
			2 - Yes	402	
			4 - No	256	
			9 - Not applicable	6255	
16		1	If 10 acres or less, asked if <u>Sale of Crops, Etc. Amount to \$250 or more?</u>		Household Questionnaire
			3 - Yes	50	
			5 - No	1670	
			9 - Not applicable	5193	
17-18		2	<u>Age - Head of Household</u> 19-89 as given	3852	Household Questionnaire
			00-Blank, but applicable	2	
			Blank	3059	
19		1	<u>Sex - Head of Household</u> 1 - Male	3217	* Household Questionnaire
			2 - Female	637	
			Blank	3059	
20-21		2	<u>Highest Grade Attended - Head of Household</u> 10 - None	54	* Household Questionnaire
			21 - 1st grade	18	
			22 - 2nd grade	31	
			23 - 3rd grade	74	
			24 - 4th grade	82	
			25 - 5th grade	104	
			26 - 6th grade	156	
			27 - 7th grade	147	
			28 - 8th grade	557	
			31 - 9th grade	194	
			32 - 10th grade	261	
			33 - 11th grade	168	
			34 - 12th grade	1047	
			41 - First year of college	117	
			42 - Second year of college	204	
			43 - Third year of college	71	
			44 - Fourth year of college	216	
45 - Graduate	234				
88 - Blank, but applicable	119				
Blank	3059				

- 22 -

HEALTH AND NUTRITION EXAMINATION SURVEY (HANES I)

Item #	Tape Loc.	No. of Positions	ITEM DESCRIPTION & CODES	Control Counts	HANES I Data Source
-23-	22	1	<u>Race - Head of Household</u> 1 - White 2 - Negro 3 - Other Blank	3209 612 33 3059	Household Questionnaire See Detailed Notes *
	23-24	2	<u>Total Number of Persons in Household</u> 01-16 - As given	6913	Household Questionnaire
	25-26	2	<u>Total Sample Persons in Household</u> 01-06 - As given	6913	Household Questionnaire
	27	1	<u>Number of Rooms in House</u> 1-8 - As given 9 - 9 or more Blank	3678 176 3059	Household Questionnaire *
	28	1	<u>Is there piped water?</u> 1 - Yes 2 - No Blank	3753 101 3059	Household Questionnaire *
	29	1	<u>Is there hot and cold piped water?</u> 1 - Yes 2 - No 9 - Not applicable Blank	3655 100 99 3059	Household Questionnaire *
	30	1	<u>Does House Have a Sink with Piped Water?</u> 1 - Yes 2 - No 9 - Not applicable Blank	3726 29 99 3059	Household Questionnaire *
	31	1	<u>Does House Have a Range or Cook Stove?</u> 1 - Yes 2 - No Blank	3815 39 3059	Household Questionnaire *

HEALTH AND NUTRITION EXAMINATION SURVEY (HANES I)

Item #	Tape Loc.	No. of Positions	ITEM DESCRIPTION & CODES	Control Counts	HANES I Data Source
	32	1	Does House have a Refrigerator?		Household Questionnaire
			1 - Yes	3815	
			2 - No	39	
			Blank	3059	
	33	1	Are kitchen facilities used by anyone not living in household?		Household Questionnaire
			1 - Yes	124	
			2 - No	3627	
			9 - Not applicable	163	
			Blank	3059	
	34-35	2	Total Family Income Group		Household Questionnaire See Detailed Notes
			11 - Under \$1,000 (including loss)	117	
			12 - \$1,000-1,999	330	
			13 - \$2,000-2,999	378	
			14 - \$3,000-3,999	392	
			15 - \$4,000-4,999	372	
			16 - \$5,000-5,999	336	
			17 - \$6,000-6,999	329	
			18 - \$7,000-9,999	1202	
			19 - \$10,000-14,999	1519	
			20 - \$15,000-19,999	842	
			21 - \$20,000-24,999	431	
			22 - \$25,000 and over	390	
			88 - Blank, but applicable	275	
			NOTE: The following income questions were asked <u>only</u> if "Total Family Income" was less than \$7,000.		
			DURING PAST YEAR DID YOU OR ANY MEMBERS OF YOUR FAMILY RECEIVE MONEY FROM:		
			Wages or Salaries?		
			1 - Yes	763	Household Questionnaire
			2 - No	697	
			8 - Blank, but applicable	140	
			9 - Not applicable	2254	
			Blank	3059	
	36	1			

HEALTH AND NUTRITION EXAMINATION SURVEY (HANES I)

Item #	Tape Loc.	No. of Positions	ITEM DESCRIPTION & CODES	Control Counts	HANES I Data Source
-25-	37-40	4	<u>If yes to above, how much altogether before deductions?</u> 0001-6999 - As given 8888 - Blank, but applicable 9999 - Not applicable Blank	709 194 2951 3059	Household Questionnaire *
	41	1	<u>Social Security or Railroad Retirement?</u> 1 - Yes 2 - No 8 - Blank, but applicable 9 - Not applicable Blank	721 737 142 2254 3059	Household Questionnaire *
	42-45	4	<u>If yes to above, how much altogether?</u> 0001-6999 - As given 8888 - Blank, but applicable 9999 - Not applicable Blank	699 164 2991 3059	Household Questionnaire *
	46	1	<u>Welfare Payments or Other Public Assistance?</u> 1 - Yes 2 - No 8 - Blank, but applicable 9 - Not applicable Blank	319 1133 148 2254 3059	Household Questionnaire *
	47-50	4	<u>If yes to above, how much altogether?</u> 0001-6999 - As given 8888 - Blank, but applicable 9999 - Not applicable Blank	314 153 3387 3059	Household Questionnaire *
	51	1	<u>Unemployment or Workmen's Compensation?</u> 1 - Yes 2 - No 8 - Blank, but applicable 9 - Not applicable Blank	59 1391 150 2254 3059	Household Questionnaire *

HEALTH AND NUTRITION EXAMINATION SURVEY (HANES I)

Item #	Tape Loc.	No. of Positions	ITEM DESCRIPTION & CODES	Control Counts	HANES I Data Source
52-55		4	<u>If yes to above, how much altogether?</u>		Household Questionnaire
			0001-6999 - As given	57	
			8888 - Blank, but applicable	152	
			9999 - Not applicable	3645	
56		1	Blank	3059	Household Questionnaire
			<u>Government Employee Pensions or Private Pensions?</u>		
			1 - Yes	154	
			2 - No	1299	
			8 - Blank, but applicable	147	
57-60		4	9 - Not applicable	2254	Household Questionnaire
			Blank	3059	
			<u>If yes to above, how much altogether?</u>		
			0001-6999 - As given	149	
			8888 - Blank, but applicable	152	
61		1	9999 - Not applicable	3553	Household Questionnaire
			Blank	3059	
			<u>Dividends, interest or rent?</u>		
			1 - Yes	231	
			2 - No	1223	
62-65		4	8 - Blank, but applicable	146	Household Questionnaire
			9 - Not applicable	2254	
			Blank	3059	
			<u>If yes to above, how much altogether?</u>		
			0001-6999 - As given	212	
66		1	8888 - Blank, but applicable	165	Household Questionnaire
			9999 - Not applicable	3477	
			Blank	3059	
			<u>Net income from own non-farm business, professional practice or partnership?</u>		
			1 - Yes	67	
			2 - No	1384	
			3 - Loss	4	
			8 - Blank, but applicable	145	
9 - Not applicable	2254				
			Blank	3059	

- 26 -

HEALTH AND NUTRITION EXAMINATION SURVEY (HANES I)

Item #	Tape Loc.	No. of Positions	ITEM DESCRIPTION & CODES	Control Counts	HANES I Data Source
	67-70	4	<u>If yes to above, how much altogether?</u> 0001-7500 - As given 8888 - Blank, but applicable 9999 - Not applicable Blank	57 159 3638 3059	Household Questionnaire *
	71	1	<u>Net income from a farm?</u> 1 - Yes 2 - No 3 - Loss 8 - Blank, but applicable 9 - Not applicable Blank	102 1348 5 145 2254 3059	Household Questionnaire *
	72-75	4	<u>If yes to above, how much altogether?</u> 0000-6999 - As given 8888 - Blank, but applicable 9999 - Not applicable Blank	98 154 3602 3059	Household Questionnaire *
	76	1	<u>Veteran's Payments</u> 1 - Yes 2 - No 8 - Blank, but applicable 9 - Not applicable Blank	104 1348 147 2255 3059	Household Questionnaire *
	77-80	4	<u>If yes to above, how much altogether?</u> 0001-6999 - As given 8888 - Blank, but applicable 9999 - Not applicable Blank	99 152 3603 3059	Household Questionnaire *
	81	1	<u>Blank</u> <u>Alimony, child support or contributions from persons not living in household?</u> 1 - Yes 2 - No 8 - Blank, but applicable 9 - Not applicable Blank	50 1403 146 2255 3059	Household Questionnaire *

HEALTH AND NUTRITION EXAMINATION SURVEY (HANES I)

Item #	Tape Loc.	No. of Positions	ITEM DESCRIPTION & CODES	Control Counts	HANES I Data Source
82-85		4	<u>If yes to above, how much altogether?</u>		Household Questionnaire
			0001-6999 - As given	47	
			8888 - Blank, but applicable	149	
			9999 - Not applicable	3658	
86		1	Blank	3059	Household Questionnaire
			<u>Any other income?</u>		
			1 - Yes	63	
			2 - No	1386	
			8 - Blank, but applicable	150	
87-90		4	<u>If yes to above, how much altogether?</u>		Household Questionnaire
			0001-6999 - As given	60	
			8888 - Blank, but applicable	153	
			9999 - Not applicable	3641	
			Blank	3059	
91-94		4	<u>Total Amount (Total of Positions 37-90)</u>		Household Questionnaire
			0001-6999 - As given	1363	
			8888 - Blank, but applicable	237	
			9999 - Not applicable	2254	
			Blank	3059	
95-99		5	<u>FAMILY UNIT CODE</u>		Computer generated
			00001-23180	6913	See Detailed Notes
100		1	<u>Relationship to Head of Household</u>		Household Questionnaire
			1 - Head (1 person living alone or with non-relatives)	849	
			2 - Head (2 or more related persons in family)	3120	
			3 - Wife	2601	
			4 - Child	163	
			5 - Other relative	180	
101-2		2	<u>Age at Interview</u>		Household Questionnaire
			25-74 - As given	6913	

HEALTH AND NUTRITION EXAMINATION SURVEY (HANES I)

Item #	Tape Loc.	No. of Positions	ITEM DESCRIPTION & CODES	Control Counts	HANES I Data Source
103		1	<u>Race of Examined Person</u>		Household Questionnaire See Detailed Notes
			1 - White	5968	
			2 - Negro	873	
			3 - Other	72	
104		1	<u>Sex of Examined Person</u>		Household Questionnaire
			1 - Male	3171	
			2 - Female	3742	
105		1	<u>Marital Status</u>		Household Questionnaire
			1 - Under 17	0	
			2 - Married	5314	
			3 - Widowed	598	
			4 - Never married	451	
			5 - Divorced	343	
			6 - Separated	201	
			8 - Blank, but applicable	6	
106-9		4	<u>Date of Birth (month, year)</u>		Household Questionnaire
			01-12 - Month as given	6913	
			00-99 - Year (1896-1975) as given	6913	
110-11		2	<u>Place of Birth</u>		Household Questionnaire See Detailed Notes
			01-02	} As given	
			04-06		
			08-13		
			15-42		
			44-51		
			53-56		
			60-81		
			91-97		
		88 - Blank, but applicable	32		

-29-

HEALTH AND NUTRITION EXAMINATION SURVEY (HANES I)

Item #	Tape Loc.	No. of Positions	ITEM DESCRIPTION & CODES	Control Counts	HANES I Data Source
- 30 -	112-13	2	<u>Highest Grade of regular school ever attended?</u>		Household Questionnaire
			10 - None	66	
			21 - 1st Grade	21	
			22 - 2nd Grade	41	
			23 - 3rd Grade	92	
			24 - 4th Grade	110	
			25 - 5th Grade	128	
			26 - 6th Grade	203	
			27 - 7th Grade	211	
			28 - 8th Grade	780	
			31 - 9th Grade	334	
			32 - 10th Grade	480	
			33 - 11th Grade	343	
			34 - 12th Grade	2334	
			41 - First year of college	324	
			42 - Second year of college	399	
			43 - Third year of college	146	
			44 - Fourth year of college	464	
45 - Graduate	404				
77 - Special School	0				
88 - Blank, but applicable	33				
99 - Not applicable	0				
114	1	1	<u>Did he finish the grade?</u>		Household Questionnaire
			1 - Yes	5436	
			2 - No	1307	
			8 - Blank, but applicable	104	
			9 - Not applicable	66	
115	1	1	<u>Is he attending school now?</u>		Household Questionnaire
			1 - Yes	0	
			2 - No	0	
			8 - Blank, but applicable	0	
			9 - Not applicable	3854	
			Blank	3059	

HEALTH AND NUTRITION EXAMINATION SURVEY (HANES I)

Item #	Tape Loc.	No. of Positions	ITEM DESCRIPTION & CODES	Control Counts	HANES I Data Source
116		1	<u>Has he ever attended a school of any kind?</u>		Household Questionnaire
			1 - Yes	0	
			2 - No	0	
			8 - Blank, but applicable	0	
			9 - Not applicable	3854	
Blank	3059				
117		1	<u>If yes, what kind of school?</u>		Household Questionnaire
			9 - Not applicable	3854	
			Blank	3059	
118		1	<u>Is any language other than English frequently spoken in the household?</u>		Household Questionnaire
			1 - Yes.	673	
			2 - No	6198	
			8 - Blank, but applicable	42	
119		1	<u>If yes, what language?</u>		Household Questionnaire
			0 - German	47	
			1 - Italian	54	
			2 - French	93	
			3 - Polish	59	
			4 - Russian	8	
			5 - Spanish	242	
			6 - Chinese	19	
			7 - Other language	144	
			8 - Blank, but applicable	49	
9 - Not applicable	6198				

HEALTH AND NUTRITION EXAMINATION SURVEY (HANES I)

Item #	Tape Loc.	No. of Positions	ITEM DESCRIPTION & CODES	Control Counts	HANES I Data Source
- 32 -	120-21	2	<u>What is your main ancestry or national origin?</u>	1256	Household Questionnaire
			00 - German	940	
			01 - Irish	242	
			02 - Italian	325	
			03 - French	207	
			04 - Polish	67	
			05 - Russian	975	
			06 - English	112	
			07 - Spanish	128	
			08 - Mexican	20	
			09 - Chinese	14	
			10 - Japanese	82	
			11 - American Indian	868	
			12 - Negro	24	
			13 - Jewish	478	
			14 - American	979	
			15 - Other	15	
			88 - Blank, but applicable	181	
			99 - Don't know		
122	1	<u>What was he doing most of past three months?</u>	3741	Household Questionnaire	
		1 - Working	2207		
		2 - Keeping house	952		
		3 - Something else	13		
		8 - Blank, but applicable	0		
		9 - Not applicable			
123	1	<u>If "something else" from above, what was he doing?</u>	32	Household Questionnaire	
		0 - Laid off	549		
		1 - Retired	56		
		2 - Student	57		
		3 - Other	68		
		4 - Ill	29		
		5 - Staying home	23		
		6 - Looking for work	138		
		7 - Unable to work	13		
		8 - Blank, but applicable	5948		
9 - Not applicable					

HEALTH AND NUTRITION EXAMINATION SURVEY (HANES I)

Item #	Tape Loc.	No. of Positions	ITEM DESCRIPTION & CODES	Control Counts	HANES I Data Source
- 33 -	124	1	<u>If "keeping house" or "something else" from above, did he work at a job or business at any time during the past three months?</u> 1 - Yes 2 - No 8 - Blank, but applicable 9 - Not applicable	401 2755 16 3741	Household Questionnaire
	125	1	<u>If "Working" from above, did he work full-time or part-time?</u> 1 - Full-time 2 - Part-time 8 - Blank, but applicab 9 - Not applicable	3439 702 17 2755	Household Questionnaire
	126	1	<u>Did he work at any time last week or the week before? (not around house)</u> 1 - Yes. 2 - No 8 - Blank, but applicable 9 - Not applicable	3738 384 36 2755	Household Questionnaire
	127	1	<u>If "no" to above, even though he did not work during that time, does he have a job or business?</u> 1 - Yes 2 - No 8 - Blank, but applicable 9 - Not applicable	277 2861 37 3738	Household Questionnaire
	128	1	<u>If "no" in Position 126, was he looking for work or on lay-off from a job?</u> 1 - Yes 2 - No 8 - Blank, but applicable 9 - Not applicable	218 2920 37 3738	Household Questionnaire

Item #	Tape Loc.	No. of Positions	ITEM DESCRIPTION & CODES	Control Counts	HANES I Data Source
- 34 -	129	1	<u>If yes to above - which?</u> 1 - Looking 2 - Lay-off 3 - Both 8 - Blank, but applicable 9 - Not applicable	127 72 19 37 6658	Household Questionnaire
	130	1	<u>Class of Worker</u> 1 - Private paid 2 - Government-Federal 3 - Government-Other 4 - Own 5 - Non-paid 6 - Never worked 8 - Blank, but applicable 9 - Not applicable	2900 175 584 512 49 9 16 2668	Household Questionnaire
	131	1	<u>If self-employed in "own" business and not a farm, is the business incorporated?</u> 1 - Yes 2 - No 8 - Blank, but applicable 9 - Not applicable	70 369 16 6458	Household Questionnaire
	132-34	3	<u>Business or Industry Code</u> 017-999 - As given 000 - Blank, but applicable	6909 4	Household Questionnaire See Detailed Notes
	135-37	3	<u>Occupation Code</u> 001-995 As given 000- Blank, but applicable	6907 6	Household Questionnaire See Detailed Notes
	138-43	6	<u>Date of Examination</u> Month - 01-12 as given Day - 01-31 as given Year - 71-75 as given	6913 6913 6913	Control Record

HEALTH AND NUTRITION EXAMINATION SURVEY (HANES I)

Item #	Tape Loc.	No. of Positions	ITEM DESCRIPTION & CODES	Control Counts	HANES I Data Source
	144-45	2	<u>Age at Examination</u> 25-75 - As given	6913	Computer generated
	146	1	<u>Farm</u> 1 - Farm 2 - Nonfarm	452 6461	Computer generated See Detailed Notes
	147-49	3	<u>Poverty Index (X.XX)</u> 001-997 - As given 998 - Index computed 998 or greater 999 - Unknown	3671 9 174	Computer generated See Detailed Notes *
	150	1	<u>Blank Region</u> 1 - Northeast 2 - Midwest 3 - South 4 - West	3059 1609 1710 1763 1831	Computer generated See Detailed Notes
	151	1	<u>FOOD PROGRAMS APPLICABILITY</u> 1 - Not applicable 2 - No program available 3 - Food stamps available 4 - Commodities available 8 - Blank, but applicable Blank	2952 14 771 107 10 3059	Food Programs Quest. *
	152	1	<u>Are you certified to participate in the food stamp program?</u> 1 - Yes 2 - No 9 - Don't know Blank	299 348 19 6247	Food Programs Quest. *

HEALTH AND NUTRITION EXAMINATION SURVEY (HANES I)

Item #	Tape Loc.	No. of Positions	ITEM DESCRIPTION & CODES	Control Counts	HANES I Data Source
153		1	<u>Are you buying stamps now?</u>		Food Programs Quest. *
			1 - Yes, regularly	238	
			2 - Yes, occasionally	14	
			3 - No	46	
			8 - Blank, but applicable	1	
		Blank	6614		
154		1	<u>What is the main reason you aren't participating in the program?</u>		Food Programs Quest. *
			1 - No need	8	
			2 - Not enough money at the time	15	
			3 - No transportation	1	
			4 - Pride	2	
			5 - Other	17	
			8 - Blank, but applicable	3	
		Blank	6867		
155		1	<u>Are you certified to participate in the commodity distribution program?</u>		Food Programs Quest. *
			1 - Yes	19	
			2 - No	73	
			9 - Don't know	3	
156		1	<u>Are you receiving commodity foods now for your family?</u>		Food Programs Quest. *
			1 - Yes, regularly	17	
			2 - Yes, occasionally	0	
			3 - No	2	
157		1	<u>Why aren't you participating in the program?</u>		Food Programs Quest. *
			1 - No need	1	
			2 - No transportation	0	
			3 - Pride	0	
			4 - Other	1	

Item #	Tape Loc.	No. of Positions	ITEM DESCRIPTION & CODES	Control Counts	HANES I Data Source
			<u>Sample Weights</u>		See Detailed Notes
	158-163	6	<u>Detailed Persons - Locations 01-35</u> Blank	1892 5021	See Detailed Notes
	164-169	6	Blank - Data User Work Area		
	170-175	6	<u>Detailed Persons - Locations 01-65</u> Blank	3854 3059	See Detailed Notes
	176-181	6	Blank - Data User Work Area		
	182-187	6	<u>Detailed Persons - Locations 66-100</u> Blank	3059 3854	See Detailed Notes
	188-193	6	<u>Detailed Persons - Locations 1-100</u>	6913	See Detailed Notes.
	194-195	2	Strata	6913	
	196-198	3	Pseudo Primary Sampling Units	6913	
	199-200	2	Work Area		

HEALTH AND NUTRITION EXAMINATION SURVEY (HANES I)

ARTHRITIS TA TAPE

(n = 6913)

Item #	Tape Loc.	No. of Positions	ITEM DESCRIPTION & CODES	Control Counts	HANES I Data Source
	201-204	4	<u>Catalogue Number</u> 4121	6913	
	205-224	20	BLANK - AVAILABLE FOR WORKSPACE		
	225	1	<u>Pain in back or neck on most days for at least one month?</u> 1 - Yes 2 - No Blank	1118 1313 4482	Supplement A - Arthritis
	226	1	<u>Has pain been present on any one occasion for at least six weeks?</u> 1 - Yes 2 - No Blank	844 240 5829	
	227	1	<u>Is pain usually located in neck?</u> 1 - Yes 2 - No Blank	434 656 5823	
	228	1	<u>Is pain usually located in upper back?</u> 1 - Yes 2 - No Blank	187 903 5823	
	229	1	<u>Is pain usually located in mid-back?</u> 1 - Yes 2 - No Blank	142 948 5823	

-38-

HEALTH AND NUTRITION EXAMINATION SURVEY (HANES I)

ARTHRITIS DATA TAPE

Item #	Tape Loc.	No. of Positions	ITEM DESCRIPTION & CODES	Control Counts	HANES I Data Source
	230	1	<u>Is pain usually located in lower back?</u> 1 - Yes 2 - No Blank	748 342 5823	Supplement A - Arthritis.
	231	1	<u>Is pain most intense in neck?</u> 1 - Yes 2 - No Blank	333 754 5826	
	232	1	<u>Is pain most intense in upper back?</u> 1 - Yes 2 - No Blank	117 970 5826	
	233	1	<u>Is pain most intense in mid-back?</u> 1 - Yes 2 - No Blank	88 999 5826	
	234	1	<u>Is pain most intense in lower back?</u> 1 - Yes 2 - No Blank	669 418 5826	
	235	1	<u>Pain present when resting at night?</u> 1 - Yes 2 - No Blank	658 433 5822	

HEALTH AND NUTRITION EXAMINATION SURVEY (HANES I)

ARTHRITIS DATA TAPE

Item #	Tape Loc.	No. of Positions	ITEM DESCRIPTION & CODES	Control Counts	HANES I Data Source
-04-	236	1	<u>Does pain awaken you from sleep at night?</u> 1 - Yes 2 - No Blank	509 577 5827	Supplement A - Arthritis
	237	1	<u>Has pain in back ever seemed to spread?</u> 1 - Yes 2 - No 3 - Not applicable - no pain in back Blank	348 561 162 5842	
	238	1	<u>Does pain spread to the back of the right leg?</u> 1 - Yes 2 - No 8 - Blank, but applicable Blank	124 142 82 6565	
	239	1	<u>Does pain spread to the back of the left leg?</u> 1 - Yes 2 - No 8 - Blank, but applicable Blank	150 145 53 6565	
	240	1	<u>Does pain spread to the back of both legs?</u> 1 - Yes 2 - No 8 - Blank, but applicable Blank	95 186 67 6565	
	241	1	<u>Does pain spread to the top of the head?</u> 1 - Yes 2 - No 8 - Blank, but applicable Blank	31 229 88 6565	

HEALTH AND NUTRITION EXAMINATION SURVEY (HANES I)

ARTHRITIS DATA TAPE

Item #	Tape Loc.	No. of Positions	ITEM DESCRIPTION & CODES	Control Counts	HANES I Data Source
	242	1	<u>Does pain spread to the sides of the body?</u> 1 - Yes 2 - No 8 - Blank, but applicable Blank	64 203 81 6565	Supplement A - Arthritis
	243	1	<u>Has pain in neck ever seemed to spread?</u> 1 - Yes 2 - No 3 - Not applicable - no pain in neck Blank	214 307 509 5883	
	244	1	<u>Does pain spread to the top and back of the head?</u> 1 - Yes 2 - No 8 - Blank, but applicable Blank	73 117 24 6699	
-17-	245	1	<u>Does pain spread to either shoulder area?</u> 1 - Yes 2 - No 8 - Blank; but applicable Blank	150 49 15 6699	
	246	1	<u>Does pain spread to the arms or hands?</u> 1 - Yes 2 - No 8 - Blank, but applicable Blank	66 124 24 6699	
	247	1	<u>Does pain spread to other locations?</u> 1 - Yes 2 - No 8 - Blank, but applicable Blank	17 125 72 6699	

HEALTH AND NUTRITION EXAMINATION SURVEY (HANES I)

ARTHRITIS DATA TAPE

Item #	Tape Loc.	No. of Positions	ITEM DESCRIPTION & CODES	Control Counts	HANES I Data Source
	248	1	<u>Is back or neck pain made worse by coughing, sneezing or deep breathing?</u> 1 - Yes 2 - No Blank	237 822 5854	Supplement A - Arthritis
	249	1	<u>Is back or neck pain made worse with bending or twisting motion?</u> 1 - Yes 2 - No Blank	711 348 5854	
	250	1	<u>Is back or neck pain made worse after prolonged activity?</u> 1 - Yes 2 - No Blank	615 444 5854	
	251	1	<u>Is back or neck pain made worse by prolonged sitting?</u> 1 - Yes 2 - No Blank	618 441 5854	
	252	1	<u>Is back or neck pain made worse after prolonged standing?</u> 1 - Yes 2 - No Blank	544 515 5854	
	253	1	<u>How old when first experienced recurring back and neck pain?</u> 1 - Less than 20 years old 2 - 20-29 years old 3 - 30-39 years old 4 - 40-49 years old 5 - 50-59 years old 6 - 60 years old or older Blank	75 196 236 257 181 127 5841	

-42-

HEALTH AND NUTRITION EXAMINATION SURVEY (HANES I)

ARTHRITIS DATA TAPE

Item #	Tape Loc.	No. of Positions	ITEM DESCRIPTION & CODES	Control Counts	HANES I Data Source
- 43 -	254	1	<u>When was last time you had this pain?</u> 1 - Now 2 - Less than 1 year ago but not now 3 - 1-2 years ago 4 - 3-5 years ago 5 - 6 years ago or more Blank	642 295 46 36 56 5838	Supplement A - Arthritis
	255	1	<u>What is longest episode of back or neck pain you have ever had?</u> 1 - Less than one month 2 - One but less than two months 3 - 2-3 months 4 - 4-5 months 5 - 6 months or more 9 - Don't remember Blank	242 187 144 27 424 50 5839	
	256	1	<u>Does back or neck pain occur more frequently now than before?</u> 1 - Yes 2 - No Blank	447 627 5839	
	257	1	<u>Ever had sprained back due to some type of physical activity?</u> 1 - Yes 2 - No Blank	296 775 5842	
	258	1	<u>Ever had a "whiplash" injury of the neck?</u> 1 - Yes 2 - No Blank	158 912 5843	
	259	1	<u>Ever had a ruptured disc in either your back or neck?</u> 1 - Yes 2 - No Blank	178 906 5829	

HEALTH AND NUTRITION EXAMINATION SURVEY (HANES I)

ARTHRITIS DATA TAPE

Item #	Tape Loc.	No. of Positions	ITEM DESCRIPTION & CODES	Control Counts	HANES I Data Source
111- -111-	260-61	2	At what age? 01-74 - As given in years 88 - Blank but applicable Blank	173 5 6735	Supplement A - Arthritis
	262	1	Were you in traction? 1 - Yes 2 - No 8 - Blank, but applicable Blank	77 97 4 6735	
	263	1	Was surgery necessary? 1 - Yes 2 - No 8 - Blank, but applicable Blank	71 103 4 6735	
	264	1	Ever stayed in hospital overnight for back or neck pain? 1 - Yes 2 - No Blank	265 638 6010	
	265	1	Had pain in or around either hip joint most days for at least one month? 1 - Yes 2 - No Blank	487 1942 4484	
	266	1	Has pain in hip area been present on any one occasion for at least six weeks? 1 - Yes 2 - No Blank	363 117 6433	

HEALTH AND NUTRITION EXAMINATION SURVEY (HANES I)

ARTHRITIS DATA TAPE

Item #	Tape Loc.	No. of Positions	ITEM DESCRIPTION & CODES	Control Counts	HANES I Data Source
-5A-	267	1	<u>Where did you first notice it?</u> 1 - Left hip 2 - Right hip 3 - Both hips Blank	186 187 94 6446	Supplement A - Arthritis
	268	1	<u>In hip area is pain usually most intense in the right buttock?</u> 1 - Yes 2 - No Blank	142 329 6442	
	269	1	<u>In hip area is pain usually most intense in the left buttock?</u> 1 - Yes 2 - No Blank	149 322 6442	
	270	1	<u>In hip area is pain usually most intense in both buttocks?</u> 1 - Yes 2 - No Blank	62 409 6442	
	271	1	<u>In hip area is pain usually most intense in the right groin?</u> 1 - Yes 2 - No Blank	23 448 6442	
	272	1	<u>In hip area is pain usually most intense in the left groin?</u> 1 - Yes 2 - No Blank	25 446 6442	

HEALTH AND NUTRITION EXAMINATION SURVEY (HANES I).

ARTHRITIS DATA TAPE

Item #	Tape Loc.	No. of Positions	ITEM DESCRIPTION & CODES	Control Counts	HANES I Data Source
	273	1	<u>In hip area is pain usually most intense in both groins?</u> 1 - Yes 2 - No Blank	11 460 6442	Supplement A - Arthritis
	274	1	<u>In hip area is pain usually most intense in the side of right thigh?</u> 1 - Yes 2 - No Blank	107 364 6442	
	275	1	<u>In hip area is pain usually most intense in the side of left thigh?</u> 1 - Yes 2 - No Blank	103 368 6442	
	276	1	<u>In hip area is pain usually most intense in the sides of both upper thighs?</u> 1 - Yes 2 - No Blank	52 419 6442	
	277	1	<u>In hip area is pain usually most intense in other areas?</u> 1 - Yes 2 - No Blank	24 447 6442	
	278	1	<u>From hip has pain tended to spread to the inside of your leg?</u> 1 - Yes 2 - No Blank	54 412 6447	

- 9A -

HEALTH AND NUTRITION EXAMINATION SURVEY (HANES I).

ARTHRITIS DATA TAPE

Item #	Tape Loc.	No. of Positions	ITEM DESCRIPTION & CODES	Control Counts	HANES I Data Source
	279	1	<u>From hip has pain tended to spread to the front of your leg?</u> 1 - Yes 2 - No Blank	65 401 6447	Supplement A - Arthritis
	280	1	<u>From hip has pain tended to spread to the outside of your leg?</u> 1 - Yes 2 - No Blank	132 334 6447	
	281	1	<u>From hip has pain tended to spread to the back of your leg?</u> 1 - Yes 2 - No Blank	99 367 6447	
-27-	282	1	<u>Had pain in or around hip when coughing or sneezing?</u> 1 - Yes 2 - No Blank	58 413 6442	
	283	1	<u>When hip pain present does it hurt at rest as well as moving?</u> 1 - Yes 2 - No Blank	310 155 6448	
	284	1	<u>How old when first experienced recurring pain in hip?</u> 1 - Less than 20 years old 2 - 20-29 years old 3 - 30-39 years old 4 - 40-49 years old 5 - 50-59 years old 6 - 60 years old or older Blank	27 48 87 115 102 88 6446	

HEALTH AND NUTRITION EXAMINATION SURVEY (HANES I),

ARTHRITIS DATA TAPE

Item #	Tape Loc.	No. of Positions	ITEM DESCRIPTION & CODES	Control Counts	HANES I Data Source
- 8A -	285	1	<u>Last time you had pain</u> 1 - Now 2 - Less than one year ago but not now 3 - 1-2 years ago 4 - 3-5 years ago 5 - 6 years ago or more Blank	267 131 23 22 23 6447	Supplement A - Arthritis
	286	1	<u>Longest episode of hip pain you have ever had</u> 1 - Less than one month 2 - One but less than 2 months 3 - 2-3 months 4 - 4-5 months 5 - 6 months or more 9 - Don't remember Blank	103 83 57 14 180 27 6449	
	287	1	<u>Ever had a fractured hip?</u> 1 - Yes 2 - No Blank	20 443 6450	
	288	1	<u>Which hip was broken?</u> 1 - Right 2 - Left 3 - Both Blank	10 10 0 6893	
	289- 290	2	<u>How old when it happened?</u> 01-74 - As given in years Blank	20 6893	

HEALTH AND NUTRITION EXAMINATION SURVEY (HANES I)

ARTHRITIS DATA TAPE

Item #	Tape Loc.	No. of Positions	ITEM DESCRIPTION & CODES	Control Counts	HANES I Data Source	
	291	1	<u>Was hip in traction?</u> 1 - Yes 2 - No Blank	6 14 6893	Supplement A - Arthritis	
	292	1	<u>Was there surgery?</u> 1 - Yes 2 - No Blank	16 4 6893		
	293	1	<u>Ever had a dislocated hip?</u> 1 - Yes 2 - No Blank	10 405 6498		
	294	1	<u>Which hip dislocated?</u> 1 - Right 2 - Left 3 - Both Blank	5 3 2 6903		
	295-96	2	<u>How old when it happened?</u> 01-74 - As given in years 88 - Blank, but applicable Blank	8 2 6903		
	297	1	<u>Was hip in traction?</u> 1 - Yes 2 - No 8 - Blank, but applicable Blank	0 9 1 6903		

-67-

HEALTH AND NUTRITION EXAMINATION SURVEY (HANES I)

ARTHRITIS DATA TAPE

Item #	Tape Loc.	No. of Positions	ITEM DESCRIPTION & CODES	Control Counts	HANES I Data Source
-05-	298	1	<u>Was there surgery?</u> 1 - Yes 2 - No 8 - Blank, but applicable Blank	1 8 1 6903	Supplement A - Arthritis
	299	1	<u>Had pain in or around knee most days for at least one month?</u> 1 - Yes 2 - No Blank	786 1635 4492	
	300	1	<u>Pain in knee area been present on any one occasion for at least six weeks?</u> 1 - Yes 2 - No Blank	516 202 6195	
	301	1	<u>In which knee did you first have it?</u> 1 - Left knee 2 - Right knee 3 - Both knees 9 - Don't remember Blank	269 277 133 26 6208	
	302	1	<u>How old when first experienced recurring pain in knee?</u> 1 - Less than 20 years old 2 - 20-29 years old 3 - 30-39 years old 4 - 40-49 years old 5 - 50-59 years old 6 - 60 years old or older Blank	81 110 96 161 137 116 6212	

HEALTH AND NUTRITION EXAMINATION SURVEY (HANES I)

ARTHRITIS DATA TAPE

Item #	Tape Loc.	No. of Positions	ITEM DESCRIPTION & CODES	Control Counts	HANES I Data Source
	3 03	1	<u>When knee pain present, is it most intense in right knee?</u> 1 - Yes 2 - No Blank	297 399 6217	Supplement A - Arthritis
	3 04	1	<u>When knee pain present, is it most intense in left knee?</u> 1 - Yes 2 - No Blank	274 422 6217	
	3 05	1	<u>When knee pain present, is it most intense in both knees?</u> 1 - Yes 2 - No Blank	167 529 6217	
	3 06	1	<u>When knee pain present, is it most intense behind the right knee?</u> 1 - Yes 2 - No Blank	41 655 6217	
	3 07	1	<u>When knee pain present, is it most intense behind the left knee?</u> 1 - Yes 2 - No Blank	41 655 6217	
	3 08	1	<u>When knee pain present, is it most intense behind both knees?</u> 1 - Yes 2 - No Blank	30 666 6217	
	3 09	1	<u>When knee pain present, does it hurt at rest as well as moving?</u> 1 - Yes 2 - No Blank	423 279 6211	

HEALTH AND NUTRITION EXAMINATION SURVEY (HANES I)

ARTHRITIS DATA TAPE

Item #	Tape Loc.	No. of Positions	ITEM DESCRIPTION & CODES	Control Counts	HANES I Data Source
	3 10	1	<u>When knee pain present, is there also swelling of the knee joint?</u> 1 - Yes 2 - No Blank	349 347 6217	Supplement A - Arthritis
	3 11	1	<u>When pain present, ever had "locking" of the knee?</u> 1 - Yes 2 - No Blank	104 594 6215	
	3 12	1	<u>Either knee ever "given way" under you?</u> 1 - Yes 2 - No Blank	270 431 6212	
	3 13	1	<u>Which knee gave way?</u> 1 - Right 2 - Left 3 - Both 8 - Blank, but applicable Blank	115 107 45 3 6643	
	3 14	1	<u>Last time you had this knee pain?</u> 1 - Now 2 - Less than one year ago, but not now 3 - 1-2 years ago 4 - 3-5 years ago 5 - 6 years ago or more Blank	343 233 33 29 59 6216	

-52-

HEALTH AND NUTRITION EXAMINATION SURVEY (HANES I)

ARTHRITIS DATA TAPE

Item #	Tape Loc.	No. of Positions	ITEM DESCRIPTION & CODES	Control Counts	HANES I Data Source
- 53 -	3 15	1	<u>Longest episode of knee pain ever had</u>		Supplement A - Arthritis
			1 - Less than one month	197	
			2 - One but less than 2 months	133	
			3 - 2-3 months	80	
			4 - 4-5 months	16	
5 - 6 months or more	231				
9 - Don't remember	40				
Blank	6216				
3 16	1	<u>Ever had a fractured knee?</u>			
		1 - Yes	37		
		2 - No	664		
		Blank	6212		
3 17	1	<u>Which knee fractured?</u>			
		1 - Right	20		
		2 - Left	13		
		3 - Both	4		
		Blank	6876		
3 18	1	<u>Ever had severe twisting of either knee with resultant sprain or swelling lasting more than two weeks?</u>			
		1 - Yes	139		
		2 - No	613		
		Blank	6161		
3 19	1	<u>Which knee?</u>			
		1 - Right	61		
		2 - Left	62		
		3 - Both	15		
		8 - Blank, but applicable	1		
		Blank	6774		

HEALTH AND NUTRITION EXAMINATION SURVEY (HANES I)

ARTHRITIS DATA TAPE

Item #	Tape Loc.	No. of Positions	ITEM DESCRIPTION & CODES	Control Counts	HANES I Data Source
	3 20	1	<u>Ever had any other knee injury?</u> 1 - Yes 2 - No Blank	70 523 6320	Supplement A - Arthritis
	3 21	1	<u>Which knee?</u> 1 - Right 2 - Left 3 - Both Blank	36 24 10 6843	
	3 22	1	<u>Ever had hip, knee or back disease treated by an operation?</u> 1 - Yes 2 - No Blank	191 2223 4499	
	3 23	1	<u>Which joint?</u> 1 - Hip 2 - Knee. 3 - Back 4 - Hip and knee 5 - Back and knee 6 - Hip and back 7 - All Blank	32 61 81 1 1 2 1 6734	
	3 24	1	<u>If hip, which hip?</u> 1 - Right 2 - Left 3 - Both Blank	11 21 7 6874	

-54-

HEALTH AND NUTRITION EXAMINATION SURVEY (HANES I)

ARTHRITIS DATA TAPE

Item #	Tape Loc.	No. of Positions	ITEM DESCRIPTION & CODES	Control Counts	HANES I Data Source
	3 25	1	<u>If knee, which knee?</u> 1 - Right 2 - Left 3 - Both Blank	32 36 5 6840	Supplement A - Arthritis
	3 26	1	<u>Had pain or aching in any joint other than hip, back or knee on most days for at least six weeks?</u> 1 - Yes 2 - No Blank	809 1603 4501	
	3 27	1	<u>Were fingers painful?</u> 1 - Yes 2 - No Blank	317 492 6104	
	3 28	1	<u>If yes, which fingers?</u> 1 - Right 2 - Left 3 - Both 8 - Blank, but applicable Blank	64 26 226 1 6596	
	3 29	1	<u>Was wrist painful?</u> 1 - Yes 2 - No Blank	138 671 6104	

HEALTH AND NUTRITION EXAMINATION SURVEY (HANES I)

ARTHRITIS DATA TAPE

Item #	Tape Loc.	No. of Positions	ITEM DESCRIPTION & CODES	Control Counts	HANES I Data Source
-56-	3 30	1	<u>If yes, which wrist?</u> 1 - Right 2 - Left 3 - Both Blank	24 25 89 6775	Supplement A - Arthritis
	3 31	1	<u>Was elbow painful?</u> 1 - Yes 2 - No Blank	208 601 6104	
	3 32	1	<u>If yes, which elbow?</u> 1 - Right 2 - Left 3 - Both 8 - Blank, but applicable Blank	72 47 88 1 6705	
	3 33	1	<u>Was shoulder painful?</u> 1 - Yes 2 - No Blank	332 477 6104	
	3 34	1	<u>If yes, which shoulder?</u> 1 - Right 2 - Left 3 - Both 8 - Blank, but applicable Blank	118 74 138 2 6581	
	3 35	1	<u>Was ankle painful?</u> 1 - Yes 2 - No Blank	156 653 6104	

HEALTH AND NUTRITION EXAMINATION SURVEY (HANES I)

ARTHRITIS DATA TAPE

Item #	Tape Loc.	No. of Positions	ITEM DESCRIPTION & CODES	Control Counts	HANES I Data Source
-57-	3 36	1	<u>If yes, which ankle?</u>		Supplement A - Arthritis
			1 - Right	36	
			2 - Left	24	
			3 - Both	95	
			8 - Blank, but applicable	1	
Blank	6757				
3 37	1	<u>Was foot painful?</u>			
		1 - Yes	129		
		2 - No	680		
Blank	6104				
3 38	1	<u>If yes, which foot?</u>			
		1 - Right	30		
		2 - Left	14		
		3 - Both	85		
		Blank	6784		
3 39	1	<u>Any swelling of joints with pain present when joint touched on most days for at least one month?</u>			
		1 - Yes	414		
		2 - No	1996		
		Blank	4503		
3 40	1	<u>Has this swelling been present on any one occasion for at least six weeks?</u>			
		1 - Yes	261		
		2 - No	141		
		Blank	6511		

HEALTH AND NUTRITION EXAMINATION SURVEY (HANES I)

ARTHRITIS DATA TAPE

Item #	Tape Loc.	No. of Positions	ITEM DESCRIPTION & CODES	Control Counts	HANES I Data Source
	3 41	1	<u>Is swelling and tenderness on touching in fingers?</u> 1 - Yes 2 - No Blank	142 215 6556	Supplement A - Arthritis
	3 42	1	<u>If yes, which fingers?</u> 1 - Right 2 - Left 3 - Both 8 - Blank, but applicable Blank	30 11 100 1 6771	
	3 43	1	<u>Is swelling and tenderness on touching in wrists?</u> 1 - Yes 2 - No Blank	57 300 6556	
	3 44	1	<u>If yes, which wrist?</u> 1 - Right 2 - Left 3 - Both 8 - Blank, but applicable Blank	14 5 37 1 6856	
	3 45	1	<u>Is swelling and tenderness on touching in elbows?</u> 1 - Yes 2 - No Blank	48 309 6556	

- 85 -

HEALTH AND NUTRITION EXAMINATION SURVEY (HANES I)

ARTHRITIS DATA TAPE

Item #	Tape Loc.	No. of Positions	ITEM DESCRIPTION & CODES	Control Counts	HANES I Data Source
	3 46	1	<u>If yes, which elbow?</u> 1 - Right 2 - Left 3 - Both Blank	15 10 23 6865	Supplement A - Arthritis
	3 47	1	<u>Is swelling and tenderness on touching in shoulders?</u> 1 - Yes 2 - No Blank	38 319 6556	
	3 48	1	<u>If yes, which shoulder?</u> 1 - Right 2 - Left 3 - Both Blank	13 6 19 6875	
	3 49	1	<u>Is swelling and tenderness on touching in hips?</u> 1 - Yes 2 - No Blank	15 342 6556	
	3 50	1	<u>If yes, which hip?</u> 1 - Right 2 - Left 3 - Both Blank	2 0 13 6898	

HEALTH AND NUTRITION EXAMINATION SURVEY (HANES I)

ARTHRITIS DATA TAPE

Item #	Tape Loc.	No. of Positions	ITEM DESCRIPTION & CODES	Control Counts	HANES I Data Source
	3 51	1	<u>Is swelling and tenderness on touching in knees?</u> 1 - Yes 2 - No Blank	155 202 6556	Supplement A - Arthritis
	3 52	1	<u>If yes, which knee?</u> 1 - Right 2 - Left 3 - Both 8 - Blank, but applicable Blank	43 40 70 2 6758	
	3 53	1	<u>Is swelling and tenderness on touching in ankles?</u> 1 - Yes 2 - No Blank	79 278 6556	
	3 54	1	<u>If yes, which ankle?</u> 1 - Right 2 - Left 3 - Both 8 - Blank, but applicable Blank	16 18 43 2 6834	
	3 55	1	<u>Is swelling and tenderness on touching in feet?</u> 1 - Yes 2 - No Blank	50 307 6556	
	3 56	1	<u>If yes, which foot?</u> 1 - Right 2 - Left 3 - Both Blank	12 4 34 6863	

-09-

HEALTH AND NUTRITION EXAMINATION SURVEY (HANES I)

ARTHRITIS DATA TAPE

Item #	Tape Loc.	No. of Positions	ITEM DESCRIPTION & CODES	Control Counts	HANES I Data Source
-19-	3 57	1	<u>How old when first experienced swelling of joints?</u> 1 - Less than 20 years old 2 - 20-29 years old 3 - 30-39 years old 4 - 40-49 years old 5 - 50-59 years old 6 - 60 years old or older Blank	38 50 68 92 74 42 6549	Supplement A - Arthritis
	3 58	1	<u>Last time you had this swelling?</u> 1 - Now 2 - Less than one year ago but not now 3 - 1-2 years ago 4 - 3-5 years ago 5 - 6 years ago or more Blank	138 118 27 28 48 6554	
	3 59	1	<u>Had stiffness in joints and muscles when first getting out of bed in morning on most mornings for at least one month?</u> 1 - Yes 2 - No Blank	1053 1352 4508	
	3 60	1	<u>Has stiffness been present on any one occasion for at least six weeks?</u> 1 - Yes 2 - No Blank	834 183 5896	
	3 61	1	<u>Is morning stiffness usually in fingers?</u> 1 - Yes 2 - No Blank	340 683 5890	

HEALTH AND NUTRITION EXAMINATION SURVEY (HANES I)

ARTHRITIS DATA TAPE

Item #	Tape Loc.	No. of Positions	ITEM DESCRIPTION & CODES	Control Counts	HANES I Data Source
-62-	3 62	1	<u>If yes, which fingers?</u> 1 - Right 2 - Left 3 - Both 8 - Blank, but applicable Blank	29 21 285 5 6573	Supplement A - Arthritis
	3 63	1	<u>Is morning stiffness usually in wrists?</u> 1 - Yes 2 - No Blank	146 877 5890	
	3 64	1	<u>If yes, which wrist?</u> 1 - Right 2 - Left 3 - Both 8 - Blank, but applicable Blank	12 12 120 2 6767	
	3 65	1	<u>Is morning stiffness usually in elbows?</u> 1 - Yes 2 - No Blank	146 877 5890	
	3 66	1	<u>If yes, which elbow?</u> 1 - Right 2 - Left 3 - Both 8 - Blank, but applicable Blank	25 14 105 2 6767	
	3 67	1	<u>Is morning stiffness usually in shoulders?</u> 1 - Yes 2 - No Blank	261 762 5890	

HEALTH AND NUTRITION EXAMINATION SURVEY (HANES I)

ARTHRITIS DATA TAPE

Item #	Tape Loc.	No. of Positions	ITEM DESCRIPTION & CODES	Control Counts	HANES I Data Source
	3 68	1	<u>If yes, which shoulder?</u> 1 - Right 2 - Left 3 - Both 8 - Blank, but applicable Blank	43 34 180 4 6652	Supplement A - Arthritis
	3 69	1	<u>Is morning stiffness usually in hips?</u> 1 - Yes 2 - No Blank	290 733 5890	
	3 70	1	<u>If yes, which hip?</u> 1 - Right 2 - Left 3 - Both 8 - Blank, but applicable Blank	44 38 203 5 6623	
	3 71	1	<u>Is morning stiffness usually in knees</u> 1 - Yes 2 - No Blank	539 484 5890	
	3 72	1	<u>If yes, which knee?</u> 1 - Right 2 - Left 3 - Both 8 - Blank, but applicable Blank	69 57 400 13 6374	
	3 73	1	<u>Is morning stiffness usually in ankles?</u> 1 - Yes 2 - No Blank	210 813 5890	

HEALTH AND NUTRITION EXAMINATION SURVEY (HANES I)

ARTHRITIS DATA TAPE

Item #	Tape Loc.	No. of Positions	ITEM DESCRIPTION & CODES	Control Counts	HANES I Data Source
-64-	374	1	<u>If yes, which ankle?</u> 1 - Right 2 - Left 3 - Both 8 - Blank, but applicable Blank	16 17 174 3 6703	Supplement A - Arthritis
	375	1	<u>Is morning stiffness usually in feet?</u> 1 - Yes 2 - No Blank	144 879 5890	
	376	1	<u>If yes, which foot?</u> 1 - Right 2 - Left 3 - Both 8 - Blank, but applicable Blank	7 9 125 3 6769	
	377	1	<u>Is morning stiffness usually in your back?</u> 1 - Yes 2 - No Blank	470 553 890	
	378	1	BLANK - WORKSPACE		
	379	1	<u>How long does stiffness last?</u> 1 - Less than 15 minutes 2 - 15 minutes to one-half hour 3 - More than one-half hour but less than all day 4 - All day Blank	317 257 329 80 5930	

HEALTH AND NUTRITION EXAMINATION SURVEY (HANES I)

ARTHRITIS DATA TAPE

Item #	Tape Loc.	No. of Positions	ITEM DESCRIPTION & CODES	Control Counts	HANES I Data Source
-65-	3 80	1	<u>How old when first experienced morning stiffness of joints?</u>		Supplement A - Arthritis
			1 - Less than 20 years old	36	
			2 - 20-29 years old	93	
			3 - 30-39 years old	170	
			4 - 40-49 years old	269	
			5 - 50-59 years old	245	
			6 - 60 years old or older	163	
			Blank	5937	
	3 81	1	<u>When was last time you had this stiffness?</u>		
			1 - Now	795	
			2 - Less than 1 year ago but not now	151	
			3 - 1-3 years ago	16	
			4 - 4-9 years ago	9	
			5 - 10 years ago or more	1	
			Blank	5941	
	382	1	<u>Ever had pain, swelling or stiffness in a joint as result of accident or injury?</u>		
			1 - Yes	826	
			2 - No	1558	
			Blank	4529	
	383	1	<u>Was this the cause of pain, swelling or stiffness mentioned previously?</u>		
			1 - Yes	551	
			2 - No	234	
			9 - Don't know	38	
			Blank	6090	

HEALTH AND NUTRITION EXAMINATION SURVEY (HANES I)

ARTHRITIS DATA TAPE

Item #	Tape Loc.	No. of Positions	ITEM DESCRIPTION & CODES	Control Counts	HANES I Data Source
	384	1	<u>Is this the cause of any pain, swelling or stiffness which might still be present?</u> 1 - Yes 2 - No 9 - Don't know Blank	521 244 47 6101	Supplement A - Arthritis
	385	1	<u>General Practitioner?</u> 1 - Yes 2 - No 8 - Blank, but applicable Blank	1142 567 4 5200	
-66-	386	1	<u>Internist?</u> 1 - Yes 2 - No 8 - Blank, but applicable Blank	158 1551 4 5200	
	387	1	<u>Rheumatologist?</u> 1 - Yes 2 - No 8 - Blank, but applicable Blank	44 1665 4 5200	
	388	1	<u>Orthopedist?</u> 1 - Yes 2 - No 8 - Blank, but applicable Blank	554 1155 4 5200	

HEALTH AND NUTRITION EXAMINATION SURVEY (HANES I)

ARTHRITIS DATA TAPE

Item #	Tape Loc.	No. of Positions	ITEM DESCRIPTION & CODES	Control Counts	HANES I Data Source
	389	1	<u>Chiropractor?</u> 1 - Yes 2 - No 8 - Blank, but applicable Blank	343 1366 4 5200	Supplement A - Arthritis
	390	1	<u>Osteopath?</u> 1 - Yes 2 - No 8 - Blank, but applicable Blank	149 1560 4 5200	
	391	1	<u>Foot Doctor?</u> 1 - Yes 2 - No 8 - Blank, but applicable Blank	35 1674 4 5200	
	392	1	<u>Physical Therapist?</u> 1 - Yes 2 - No 8 - Blank, but applicable Blank	142 1567 4 5200	
	393	1	<u>Occupational Therapist?</u> 1 - Yes 2 - No 8 - Blank, but applicable Blank	7 1701 5 5200	
	394	1	<u>Other?</u> 1 - Yes 2 - No 8 - Blank, but applicable Blank	171 1537 5 5200	

-67-

HEALTH AND NUTRITION EXAMINATION SURVEY (HANES I)

ARTHRITIS DATA TAPE

Item #	Tape Loc.	No. of Positions	ITEM DESCRIPTION & CODES	Control Counts	HANES I Data Source
	395	1	<u>Never Been Treated</u> 9 - Never been treated Blank	667 6246	Supplement A - Arthritis
	396	1	<u>Currently being treated by doctor for troubles just described?</u> 1 - Yes 2 - No Blank	479 1231 5203	
	397	1	<u>What type doctor?</u> 1 - General Practitioner 2 - Internist 3 - Rheumatologist 4 - Orthopedist 5 - Chiropractor 6 - Osteopath 7 - Other specialist 8 - Other Blank	259 42 9 59 41 17 6 26 6454	
	398	1	<u>Did he say the problem was one of the following:</u> Acute Arthritis Arthritis of Spine, Hip, Upper and lower extremities: Arthritis due to an infection: Dysentary Enteritis Paratyphoid Typhoid Urethritis Rheumatoid Arthritis 1 - Yes Blank	57 6856	

HEALTH AND NUTRITION EXAMINATION SURVEY (HANES I)

ARTHRITIS DATA TAPE

Item #	Tape Loc.	No. of Positions	ITEM DESCRIPTION & CODES	Control Counts	HANES I Data Source
	399	1	<p><u>Did he say the problem was one of the following:</u> Osteoarthritis and allied conditions Degenerative Hypertrophic Other specified forms of Arthritis Allergic Articular Rheumatism Traumatic Arthritis, unspecified</p> <p>1 - Yes Blank</p>	170 6743	Supplement A - Arthritis
	400	1	<p><u>Did he say the problem was one of the following:</u> Rheumatism, polymyositis and dermatomyositis Rheumatism Fibrositis Frozen shoulder Lumbago Muscular rheumatism Myalgia Myofibrosis Myositis Neck contracture Neuritis (Rheumatic) Periarthritis Radiculitis Torticollis (spasmodic or spastic) Wry neck</p> <p>1 - Yes Blank</p>	28 6885	

HEALTH AND NUTRITION EXAMINATION SURVEY (HANES I)

ARTHRITIS DATA TAPE

Item #	Tape Loc.	No. of Positions	ITEM DESCRIPTION & CODES	Control Counts	HANES I Data Source
	401	1	<p><u>Did he say the problem was one of the following:</u></p> <p>Osteomyelitis and Periostitis</p> <p> Abscess of Bone</p> <p> Acute Osteomyelitis</p> <p> Arrest of growth</p> <p> Aseptic Necrosis</p> <p> Backache or back pain</p> <p> Calcaneal spur</p> <p> Cervicalgia (pain in neck)</p> <p> Compression of Cervical Spinal Cord</p> <p> Cyst of bone (except jaw)</p> <p> Flexion contracture of fingers</p> <p> Hyperostosis of skull</p> <p> Loose body in knee</p> <p> Necrosis of bone</p> <p> Neuritis</p> <p> Osteochondrosis</p> <p> Osteoporosis</p> <p> Paget's Disease of Bone</p> <p> Pellegrini</p> <p> Recurrent dislocation of shoulder, elbow, knee</p> <p> Ruptured disc</p> <p> Sciatica</p> <p> Sprain or Strain of Sacroiliac</p> <p> Spontaneous fracture</p> <p> Stiffness of joint, spine, shoulder, elbow, wrist, finger, hip, knee, ankle</p> <p> Vertebral artery compression</p> <p>1 - Yes</p> <p>Blank -</p>	50 6863	Supplement A - Arthritis

HEALTH AND NUTRITION EXAMINATION SURVEY (HANES I)

ARTHRITIS DATA TAPE

Item #	Tape Loc.	No. of Positions	ITEM DESCRIPTION & CODES	Control Counts	HANES I Data Source
-71-	402	1	<p>Did he say the problem was one of the following:</p> <p>Other diseases of the musculoskeletal system</p> <p>Abscess of Bursa</p> <p>Bunion</p> <p>Bursitis</p> <p>Calcium deposits in joint or tendon</p> <p>Curvature of Spine</p> <p>Cyst of Meniscus</p> <p>Deformity of:</p> <p> Ankle and Foot (excluding toes)</p> <p> Clawfoot</p> <p> Clubfoot</p> <p> Equinovarus</p> <p>Arm</p> <p>Bone</p> <p>Chest</p> <p>Elbow</p> <p>Fingers</p> <p> Mallet finger</p> <p>Forearm (excluding fingers)</p> <p> Clawhand</p> <p> Clubhand</p> <p>Hip</p> <p>Knee</p> <p>Leg</p> <p>Neck</p> <p>Nose</p> <p>Pelvis</p> <p>Rib</p> <p>Shoulder</p> <p>Spine</p> <p>Toes</p> <p> Clawtoe</p> <p> Hammer toe</p> <p>Wrist</p>		Supplement A - Arthritis

HEALTH AND NUTRITION EXAMINATION SURVEY (HANES I)

ARTHRITIS DATA TAPE

Item #	Tape Loc.	No. of Positions	ITEM DESCRIPTION & CODES	Control Counts	HANES I Data Source
	402	1	<u>Did he say the problem was one of the following:</u> CONTINUED Fallen or broken arches Fibrous myositis. Flat feet Housemaid's knee Hunchback Infective myositis Inflammation of muscle, tendon or fascia Kyphosis Muscular atrophy Short Achilles tendon Synovitis Tenosynovitis 1 - Yes Blank	54 6859	Supplement A - Arthritis
	403	1	<u>Did he say the problem was something other than listed above?</u> 1 - Yes Blank	118 6795	
	404	1	<u>When was the last time you saw him?</u> 1 - Less than 1 month ago 2 - 1-3 months ago 3 - 4-6 months ago 4 - 7-11 months ago 5 - 1 year ago or more 9 - Don't know Blank	233 129 42 18 40 6 6445	

HEALTH AND NUTRITION EXAMINATION SURVEY (HANES I)

ARTHRITIS DATA TAPE

Item #	Tape Loc.	No. of Positions	ITEM DESCRIPTION & CODES	Control Counts	HANES I Data Source
- 73 -	405	1	<u>Who originally referred you to this doctor?</u>		Supplement A - Arthritis
			1 - No one	63	
			2 - He's the regular doctor	216	
			3 - Another doctor	69	
			4 - Family	28	
			5 - Clinic	19	
			6 - Health Nurse	1	
			7 - Friend	41	
			8 - Other	28	
			Blank	6448	
	406	1	<u>Where do you usually see him?</u>		
			1 - His office	398	
			2 - At a clinic	57	
			3 - At home	1	
			4 - Other	8	
			Blank	6449	
	407	1	<u>How long will it be until your next visit to him?</u>		
			1 - Less than 1 month	208	
			2 - 1-2 months	66	
			3 - 3-6 months	17	
			4 - 7-11 months	1	
			5 - 1 year or more	4	
			9 - Don't know	170	
			Blank	6447	
	408	1	<u>Ever used splints or casts for treatment of your joint troubles?</u>		
			1 - Yes	146	
			2 - No	2197	
			8 - Blank, but applicable	7	
			Blank	4563	

HEALTH AND NUTRITION EXAMINATION SURVEY (HANES I)

ARTHRITIS DATA TAPE

Item #	Tape Loc.	No. of Positions	ITEM DESCRIPTION & CODES	Control Counts	HANES I Data Source
	409	1	<u>Do splints or casts do you any good?</u> 1 - Yes 2 - No 8 - Blank, but applicable Blank	129 15 9 6760	Supplement A - Arthritis
	410	1	<u>If yes to either of above, do you use splints or casts regularly?</u> 1 - Yes 2 - No 8 - Blank, but applicable Blank	7 137 10 6759	
	411	1	<u>Ever used braces for treatment of your joint troubles?</u> 1 - Yes 2 - No 8 - Blank, but applicable Blank	221 2122 7 4563	
	412	1	<u>Do they do you any good?</u> 1 - Yes 2 - No 8 - Blank, but applicable Blank	175 45 8 6685	
	413	1	<u>If yes to either of above, do you use them regularly?</u> 1 - Yes 2 - No 8 - Blank, but applicable Blank	42 179 8 6684	

-74-

HEALTH AND NUTRITION EXAMINATION SURVEY (HANES I)

ARTHRITIS DATA TAPE

Item #	Tape Loc.	No. of Positions	ITEM DESCRIPTION & CODES	Control Counts	HANES I Data Source
	414	1	<u>Ever used diathermy or paraffin for treatment of your joint troubles?</u> 1 - Yes 2 - No 8 - Blank, but applicable Blank	129 2214 7 4563	Supplement A - Arthritis
	415	1	<u>Do they do you any good?</u> 1 - Yes 2 - No 8 - Blank, but applicable Blank	100 28 8 6777	
	416	1	<u>If yes to either of above, do you use them regularly?</u> 1 - Yes 2 - No 8 - Blank, but applicable Blank	16 113 7 6777	
-56-	417	1	<u>Ever use hot packs or heating pads for treatment of joint troubles?</u> 1 - Yes 2 - No 8 - Blank, but applicable Blank	797 1546 7 4563	
	418	1	<u>Do they do you any good?</u> 1 - Yes 2 - No 8 - Blank, but applicable Blank	669 123 12 6109	
	419	1	<u>If yes to either of above, do you use them regularly?</u> 1 - Yes 2 - No 8 - Blank, but applicable Blank	236 558 9 6110	

HEALTH AND NUTRITION EXAMINATION SURVEY (HANES I)

ARTHRITIS DATA TAPE

Item #	Tape Loc.	No. of Positions	ITEM DESCRIPTION & CODES	Control Counts	HANES I Data Source
-96-	420	1	<u>Ever use cold packs or ice for treatment of joint troubles?</u> 1 - Yes 2 - No 8 - Blank, but applicable Blank	89 2252 9 4563	Supplement A - Arthritis
	421	1	<u>Do they do any good?</u> 1 - Yes 2 - No 8 - Blank, but applicable Blank	67 21 10 6815	
	422	1	<u>If yes to either of above, do you use them regularly?</u> 1 - Yes 2 - No 8 - Blank, but applicable Blank	15 76 8 6814	
	423	1	<u>Ever use rest for treatment of joint troubles?</u> 1 - Yes 2 - No 8 - Blank, but applicable Blank	648 1694 8 4563	
	424	1	<u>Does it do any good?</u> 1 - Yes 2 - No 8 - Blank, but applicable Blank	578 66 12 6257	
	425	1	<u>If yes to either of above, do you rest regularly?</u> 1 - Yes 2 - No 8 - Blank, but applicable Blank	277 370 10 6256	

HEALTH AND NUTRITION EXAMINATION SURVEY (HANES I)

ARTHRITIS DATA TAPE

Item #	Tape Loc.	No. of Positions	ITEM DESCRIPTION & CODES	Control Counts	HANES I Data Source
-77-	426	1	<u>Ever used traction for treatment of joint troubles?</u> 1 - Yes 2 - No 8 - Blank, but applicable Blank	231 2111 8 4563	Supplement A - Arthritis
	427	1	<u>Does it do any good?</u> 1 - Yes 2 - No 8 - Blank, but applicable Blank	179 49 11 6674	
	428	1	<u>If yes to either of above, do you use it regularly?</u> 1 - Yes 2 - No 8 - Blank, but applicable Blank	18 213 9 6673	
	429	1	<u>Ever use exercise or physical therapy for treatment of joint troubles?</u> 1 - Yes 2 - No 8 - Blank, but applicable Blank	461 1882 7 4563	
	430	1	<u>Does it do any good?</u> 1 - Yes 2 - No 8 - Blank, but applicable Blank	391 66 11 6445	
	431	1	<u>If yes to either of above, do you use it regularly?</u> 1 - Yes 2 - No 8 - Blank, but applicable Blank	171 289 9 6444	

HEALTH AND NUTRITION EXAMINATION SURVEY (HANES I)

ARTHRITIS DATA TAPE

Item #	Tape Loc.	No. of Positions	ITEM DESCRIPTION & CODES	Control Counts	HANES I Data Source
-78-	432	1	<u>Ever use aspirin for treatment of joint troubles?</u> 1 - Yes 2 - No 8 - Blank, but applicable Blank	981 1362 7 4563	Supplement A - Arthritis
	433	1	<u>Does it do any good?</u> 1 - Yes 2 - No 8 - Blank, but applicable Blank	822 155 11 5925	
	434	1	<u>If yes to either of above, do you use it regularly?</u> 1 - Yes 2 - No 8 - Blank, but applicable Blank	427 553 9 5924	
	435	1	<u>Ever use a cane for treatment of joint troubles?</u> 1 - Yes 2 - No 8 - Blank, but applicable Blank	121 2221 8 4563	
	436	1	<u>Does it do any good?</u> 1 - Yes 2 - No 8 - Blank, but applicable Blank	117 4 8 6784	
	437	1	<u>If yes to either of above, do you use it regularly?</u> 1 - Yes 2 - No 8 - Blank, but applicable Blank	46 75 8 6784	

HEALTH AND NUTRITION EXAMINATION SURVEY (HANES I)

ARTHRITIS DATA TAPE

Item #	Tape Loc.	No. of Positions	ITEM DESCRIPTION & CODES	Control Counts	HANES I Data Source
-79-	438	1	<u>Ever use a crutch for treatment of joint troubles?</u> 1 - Yes 2 - No 8 - Blank, but applicable Blank	132 2211 7 4563	Supplement A - Arthritis
	439	1	<u>Does it do any good?</u> 1 - Yes 2 - No 8 - Blank, but applicable Blank	127 4 8 6774	
	440	1	<u>If yes to either of above, do you use it regularly?</u> 1 - Yes 2 - No 8 - Blank, but applicable Blank	20 112 8 6773	
	441	1	<u>Ever use a stiff mattress for treatment of joint troubles?</u> 1 - Yes 2 - No 8 - Blank, but applicable Blank	436 1906 8 4563	
	442	1	<u>Does it do any good?</u> 1 - Yes 2 - No 8 - Blank, but applicable Blank	371 63 10 6469	
	443	1	<u>If yes to either of above, do you use it regularly?</u> 1 - Yes 2 - No 8 - Blank, but applicable Blank	380 54 9 6470	

HEALTH AND NUTRITION EXAMINATION SURVEY (HANES I)

ARTHRITIS DATA TAPE

Item #	Tape Loc.	No. of Positions	ITEM DESCRIPTION & CODES	Control Counts	HANES I Data Source
-08-	444	1	<u>Ever use a bed board for treatment of joint troubles?</u> 1 - Yes 2 - No 8 - Blank, but applicable Blank	288 2055 7 4563	Supplement A - Arthritis
	445	1	<u>Does it do any good?</u> 1 - Yes 2 - No 8 - Blank, but applicable Blank	248 39 8 6618	
	446	1	<u>If yes to either of above, do you use it regularly?</u> 1 - Yes 2 - No 8 - Blank, but applicable Blank	195 94 7 6617	
	447	1	<u>Ever had injections into any joints?</u> 1 - Yes 2 - No Blank	473 1888 4552	
	448	1	<u>Did they do any good?</u> 1 - Yes 2 - No Blank	388 85 6440	

HEALTH AND NUTRITION EXAMINATION SURVEY (HANES I)

Item #	Tape Loc.	No. of Positions	ITEM DESCRIPTION & CODES	Control Counts	HANES I Data Source
-18-	449	1	<u>Ever taken any cortisone-like medicine by mouth for your joints?</u> 1 - Yes 2 - No 8 - Blank, but applicable 9 - Don't know Blank	167 1963 4 221 4558	Supplement A - Arthritis
	450	1	<u>If yes, did it do any good?</u> 1 - Yes 2 - No 8 - Blank, but applicable 9 - Don't know Blank	123 40 8 0 6742	
	451	1	<u>Ever taken any Butazolidin for your joints?</u> 1 - Yes 2 - No 8 - Blank, but applicable 9 - Don't know Blank	70 2013 3 269 4558	
	452	1	<u>If yes, did it do any good?</u> 1 - Yes 2 - No 8 - Blank, but applicable 9 - Don't know Blank	51 17 5 0 6840	
	453	1	<u>Ever taken Darvon or Tylenol for your joints?</u> 1 - Yes 2 - No 8 - Blank, but applicable 9 - Don't know Blank	356 1772 3 224 4558	

HEALTH AND NUTRITION EXAMINATION SURVEY (HANES I)

Item #	Tape Loc.	No. of Positions	ITEM DESCRIPTION & CODES	Control Counts	HANES I Data Source	
- 82 -	454	1	<u>If yes, did it do any good?</u> 1 - Yes 2 - No 8 - Blank, but applicable 9 - Don't know Blank	261 90 8 0 6554	Supplement A - Arthritis	
	455	1	<u>Ever taken Indocin for your joints?</u> 1 - Yes 2 - No 8 - Blank, but applicable 9 - Don't know Blank	133 1970 3 249 4558		
	456	1	<u>If yes, did it do any good?</u> 1 - Yes 2 - No 8 - Blank, but applicable 9 - Don't know Blank	89 41 6 0 6777		
				CAN YOU DO THE FOLLOWING THINGS WITHOUT THE HELP OF SOMEONE ELSE OR THE HELP OF SOME SPECIAL DEVICE?		
	457	1	<u>Go up and down stairs?</u> 1 - Yes 2 - No 8 - Blank, but applicable Blank	2215 132 6 4560		
458	1	<u>Get into or out of a car?</u> 1 - Yes 2 - No 8 - Blank, but applicable Blank	2235 112 6 4560			

HEALTH AND NUTRITION EXAMINATION SURVEY (HANES I)

Item #	Tape Loc.	No. of Positions	ITEM DESCRIPTION & CODES	Control Counts	HANES I Data Source
459		1	<u>Use washing facilities?</u>	2254	Supplement A - Arthritis
			1 - Yes	93	
			2 - No	6	
			8 - Blank, but applicable	4560	
Blank					
460		1	<u>Dress yourself?</u>	2250	
			1 - Yes	97	
			2 - No	6	
			8 - Blank, but applicable	4560	
Blank					
461		1	<u>Feed yourself?</u>	2262	
			1 - Yes	85	
			2 - No	6	
			8 - Blank, but applicable	4560	
Blank					
462		1	<u>Get into or out of bed?</u>	2254	
			1 - Yes	92	
			2 - No	7	
			8 - Blank, but applicable	4560	
Blank					
463		1	<u>At present time, does joint condition restrict your physical activity</u>	1902	
			1 - Very little?	325	
			2 - Quite a bit?	121	
			3 - A whole lot	4	
			8 - Blank, but applicable	4561	
Blank					

HEALTH AND NUTRITION EXAMINATION SURVEY (HANES I)

Item #	Tape Loc.	No. of Positions	ITEM DESCRIPTION & CODES	Control Counts	HANES I Data Source
-48-	464	1	<u>Ever had to stay in bed at home for long periods because of joints?</u> 1 - Yes 2 - No 8 - Blank, but applicable Blank	388 1963 1 4561	Supplement A - Arthritis
	465	1	<u>Ever stayed overnight in hospital because of joint problems?</u> 1 - Yes 2 - No 8 - Blank, but applicable Blank	456 1895 1 4561	
	466	1	<u>With respect to your joint trouble, would you say condition is:</u> 1 - Mild? 2 - Moderate? 3 - Severe? 8 - Blank, but applicable Blank	1656 535 159 2 4561	
	467	1	<u>Job status one month before first developing joint condition</u> 1 - Retired because of age 2 - Retired because of disability 3 - Unemployed 4 - Working full-time 5 - Working part-time 6 - Housewife with full duties 7 - Housewife with partial or no duties 8 - Other 9 - Blank, but applicable Blank	102 29 42 1275 134 634 19 114 3 4561	
	468	1	<u>As result of joint condition, has there been change in your job status?.</u> 1 - Yes 2 - No Blank	385 1967 4561	

HEALTH AND NUTRITION EXAMINATION SURVEY (HANES I)

Item #	Tape Loc.	No. of Positions	ITEM DESCRIPTION & CODES	Control Counts	HANES I Data Source
-85-	469	1	What is it now?		Supplement A-Arthritis
			1 - Retired because of disability	93	
			2 - Unemployed	31	
			3 - Changed to easier job	70	
			4 - Working	41	
			5 - Housewife with partial duties	68	
			6 - Housewife with no duties	16	
			7 - Other	66	
			Blank	6528	
			470	1	
1 - None	59				
2 - 1-4 days	33				
3 - 5-9 days	33				
4 - 10-14 days	10				
5 - 15-19 days	20				
6 - 20-29 days	138				
7 - 30 days or more	1				
8 - Blank, but applicable	4561				
471	1	1			<u>Quality of film (knees)</u>
			0 - No film	178	
			1 - Unreadable	4	
			2 - Poor	338	
			3 - Satisfactory	2990	
			4 - Excellent	3403	
472	1	1	<u>General abnormal (knees)</u>		
			0 - Normal	6641	
			1 - Questionable	24	
			2 - Minimal	27	
			3 - Moderate	33	
			4 - Severe	10	
			Blank	178	

HEALTH AND NUTRITION EXAMINATION SURVEY (HANES I)

Item #	Tape Loc.	No. of Positions	ITEM DESCRIPTION & CODES	Control Counts	HANES I Data Source
- 98 -	473	1	<u>Osteoarthritis (knees)</u>		Data from X-Ray Readings
			0 - Normal	6286	
			1 - Questionable	275	
			2 - Minimal	119	
			3 - Moderate	44	
			4 - Severe	11	
	Blank	178			
	474	1	<u>Quality of Film (pelvis)</u>		
			0 - No film	293	
			1 - Unreadable	11	
			2 - Poor	870	
			3 - Satisfactory	2718	
			4 - Excellent	1097	
	9 - X-ray not taken--Examinee--Female under 50 years of age	1924			
	475	1	<u>Sacro-Iliac Joint - General Abnormal</u>		
0 - Normal			4685		
1 - Questionable			2		
2 - Minimal			2		
3 - Moderate			5		
4 - Severe			2		
Blank	2217				
476	1	<u>Sacro-Iliac Joint - Osteoarthritis</u>			
		0 - Normal	4574		
		1 - Questionable	86		
		2 - Minimal	24		
		3 - Moderate	9		
		4 - Severe	3		
Blank	2217				

HEALTH AND NUTRITION EXAMINATION SURVEY (HANES I)

Item #	Tape Loc.	No. of Positions	ITEM DESCRIPTION & CODES	Control Counts	HANES I Data Source	
- 87 -	477	1	<u>Hips - General Abnormal</u>			
			0 - Normal	4656	Data From X-Ray Readings	
			1 - Questionable	16		
			2 - Minimal	8		
			3 - Moderate	7		
			4 - Severe	9		
	Blank	2217				
	478	1	<u>Hips - Osteoarthritis</u>			
			0 - Normal	4471		
			1 - Questionable	157		
			2 - Minimal	35		
			3 - Moderate	16		
4 - Severe			17			
Blank	2217					
HIP MEASUREMENT (Right minus Left) XX.X in mm. (Decimal not shown on tape).						
479	1	<u>Plus or Minus</u>			See Detailed Notes	
		dash - Minus	2139			
		Blank - Plus (2217 examinees had no measurement)	4774			
480- 482	3	<u>Measurement</u>				
		00.0-99.9 As given (XX.X).	4696			
		Blank	2217			

HEALTH AND NUTRITION EXAMINATION SURVEY (HANES I)

Item #	Tape Loc.	No. of Positions	ITEM DESCRIPTION & CODES	Control Counts	HANES I Data Source
	RECORDING FORM	---	FILM READER #0 - KNEES		Recording Form "Knees"
	483	1	<u>Reader Number</u> 0 - As given Blank	6735 178	
	484	1	<u>Osteoarthritis (Overall Grade)</u> 0 - Normal 1 - Questionable 2 - Minimal 3 - Moderate 4 - Severe Blank	6275 128 260 66 6 178	See Detailed Notes
	485	1	<u>Right Lateral</u> 0 - Normal 1 - Questionable 2 - Minimal 3 - Moderate 4 - Severe Blank	6657 29 33 15 1 178	
	486	1	<u>Right Medial</u> 0 - Normal 1 - Questionable 2 - Minimal 3 - Moderate 4 - Severe Blank	6479 67 147 36 6 178	

HEALTH AND NUTRITION EXAMINATION SURVEY (HANES I)

Item #	Tape Loc.	No. of Positions	ITEM DESCRIPTION & CODES	Control Counts	HANES I Data Source
-68-	487	1	<u>Left Medial</u> 0 - Normal 1 - Questionable 2 - Minimal 3 - Moderate 4 - Severe Blank	6487 88 117 38 5 178	Data from X-Ray Readings
	488	1	<u>Left Lateral</u> 0 - Normal 1 - Questionable 2 - Minimal 3 - Moderate 4 - Severe Blank	6665 36 24 8 2 178	
			<u>Osteophytosis - Grade by Quadrants</u>		
	489	1	<u>Right Latèral Femure</u> 0 - Normal 1 - Questionable 2 - Minimal 3 - Moderate 4 - Severe Blank	6551 35 71 59 19 178	
	490	1	<u>Right Medial Femure</u> 0 - Normal 1 - Questionable 2 - Minimal 3 - Moderate 4 - Severe Blank	6596 31 58 40 10 178	

HEALTH AND NUTRITION EXAMINATION SURVEY (HANES I)

Item #	Tape Loc.	No. of Positions	ITEM DESCRIPTION & CODES	Control Counts	HANES I Data Source
491		1	<u>Left Medial Femure</u>	6607	Data from X-Ray Readings
			0 - Normal	37	
			1 - Questionable	51	
			2 - Minimal	31	
492		1	3 - Moderate	9	
			4 - Severe	178	
			Blank		
			<u>Left Lateral Femure</u>	6568	
			0 - Normal	40	
493		1	1 - Questionable	57	
			2 - Minimal	49	
			3 - Moderate	21	
			4 - Severe	178	
			Blank		
			<u>Right Lateral Tibia</u>	6475	
494		1	0 - Normal	79	
			1 - Questionable	108	
			2 - Minimal	60	
			3 - Moderate	13	
			4 - Severe	178	
			Blank		
			<u>Right Medial Tibia</u>	6453	
0 - Normal	74				
1 - Questionable	145				
2 - Minimal	55				
3 - Moderate	8				
4 - Severe	178				
Blank					

-90-

HEALTH AND NUTRITION EXAMINATION SURVEY (HANES I)

Item #	Tape Loc.	No. of Positions	ITEM DESCRIPTION & CODES	Control Counts	HANES I Data Source
-16-	495	1	<u>Left Medial Tibia</u>		
			0 - Normal	6480	Data from X-Ray Readings
			1 - Questionable	75	
			2 - Minimal	132	
3 - Moderate	45				
4 - Severe	3				
		Blank	178		
	496	1	<u>Left Lateral Tibia</u>		
0 - Normal			6491		
1 - Questionable			84		
2 - Minimal			107		
		3 - Moderate	42		
		4 - Severe	11		
		Blank	178		
	497	1	<u>Tibial Spine Osteophytes</u>		
0 - Normal			6412		
1 - Questionable			96		
2 - Minimal			163		
		3 - Moderate	63		
		4 - Severe	1		
		Blank	178		
	498	1	<u>Bony Sclerosis Near Joint Margin</u>		
0 - Normal			6571		
1 - Questionable			76		
2 - Minimal			68		
		3 - Moderate	19		
		4 - Severe	1		
		Blank	178		

HEALTH AND NUTRITION EXAMINATION SURVEY (HANES I)

Item #	Tape Loc.	No. of Positions	ITEM DESCRIPTION & CODES	Control Counts	HANES I Data Source
-92-	499	1	<u>Cysts Near Joints</u> 0 - Normal 1 - Questionable 2 - Minimal 3 - Moderate 4 - Severe Blank	6659 30 36 9 1 178	Data from X-Ray Readings
	500	1	<u>Erosions</u> 0 - Normal 1 - Questionable 2 - Minimal 3 - Moderate 4 - Severe Blank	6721 5 7 1 1 178	
	501	1	<u>Osteoporosis</u> 0 - Normal 1 - Questionable 2 - Minimal 3 - Moderate 4 - Severe Blank	6689 8 25 12 1 178	
	502	1	<u>Chondrocalcinosis - Right</u> 0 - Normal 1 - Questionable 2 - Minimal 3 - Moderate 4 - Severe Blank	6670 14 24 25 2 178	

HEALTH AND NUTRITION EXAMINATION SURVEY (HANES I)

Item #	Tape Loc.	No. of Positions	ITEM DESCRIPTION & CODES	Control Counts	HANES I Data Source
	503	1	<u>Chondrocalcinosis - Left</u> 0 - Normal 1 - Questionable 2 - Minimal 3 - Moderate 4 - Severe Blank	6678 16 22 15 4 178	Data from X-Ray Readings
	504	1	<u>Loose Calcified Bodies</u> 0 - Normal 1 - Questionable 2 - Minimal 3 - Moderate 4 - Severe Blank	6672 21 27 13 2 178	
	RECORDING FORM ---		FILM READER #1 - Knees		
	505	1	<u>Reader Number</u> 1 - As given Blank	6735 178	
	506	1	<u>Osteoarthrosis (overall grade)</u> 0 - Normal 1 - Questionable 2 - Minimal 3 - Moderate 4 - Severe Blank <u>Joint Space Narrowing</u>	6393 130 144 56 12 178	See Detailed Notes
	507	1	<u>Right Lateral</u> 0 - Normal 1 - Questionable 2 - Minimal 3 - Moderate 4 - Severe Blank	6686 10 21 11 7 178	

-93-

HEALTH AND NUTRITION EXAMINATION SURVEY (HANES I)

Item #	Tape Loc.	No. of Positions	ITEM DESCRIPTION & CODES	Control Counts	HANES I Data Source
-46-	508	1	<u>Right Medial</u> 0 - Normal 1 - Questionable 2 - Minimal 3 - Moderate 4 - Severe Blank	6582 28 83 27 15 178	Data from X-Ray Readings
	509	1	<u>Left Medial</u> 0 - Normal 1 - Questionable 2 - Minimal 3 - Moderate 4 - Severe Blank	6591 38 66 31 9 178	
	510	1	<u>Left Lateral</u> 0 - Normal 1 - Questionable 2 - Minimal 3 - Moderate 4 - Severe Blank	6690 14 19 8 4 178	
	511	1	<u>Osteophytosis - Grade by Quadrants</u> <u>Right Lateral Femure</u> 0 - Normal 1 - Questionable 2 - Minimal 3 - Moderate 4 - Severe Blank	6555 31 79 52 18 178	

HEALTH AND NUTRITION EXAMINATION SURVEY (HANES I)

Item #	Tape Loc.	No. of Positions	ITEM DESCRIPTION & CODES	Control Counts	HANES I Data Source
-56-	512	1	<u>Right Medial Femure</u>	6616	Data from X-Ray Readings
			0 - Normal	21	
			1 - Questionable	63	
			2 - Minimal	28	
			3 - Moderate	7	
			4 - Severe	178	
	Blank				
	513	1	<u>Left Medial Femure</u>	6613	
			0 - Normal	27	
			1 - Questionable	65	
			2 - Minimal	22	
			3 - Moderate	8	
			4 - Severe	178	
	Blank				
	514	1	<u>Left Lateral Femure</u>	6550	
			0 - Normal	39	
1 - Questionable			94		
2 - Minimal			39		
3 - Moderate			13		
4 - Severe			178		
Blank					
515	1	<u>Right Lateral Tibia</u>	6542		
		0 - Normal	48		
		1 - Questionable	101		
		2 - Minimal	31		
		3 - Moderate	13		
		4 - Severe	178		
Blank					

HEALTH AND NUTRITION EXAMINATION SURVEY (HANES I)

Item #	Tape Loc.	No. of Positions	ITEM DESCRIPTION & CODES	Control Counts	HANES I Data Source
-96-	516	1	<u>Right Medial Tibia</u> 0 - Normal 1 - Questionable 2 - Minimal 3 - Moderate 4 - Severe Blank	6517 50 120 40 8 178	Data from X-Ray Readings
	517	1	<u>Left Medial Tibia</u> 0 - Normal 1 - Questionable 2 - Minimal 3 - Moderate 4 - Severe Blank	6518 39 134 36 8 178	
	518	1	<u>Left Lateral Tibia</u> 0 - Normal 1 - Questionable 2 - Minimal 3 - Moderate 4 - Severe Blank	6559 42 105 22 7 178	
	519	1	<u>Tibial Spine Osteophytes</u> 0 - Normal 1 - Questionable 2 - Minimal 3 - Moderate 4 - Severe Blank	6543 27 139 25 1 178	

HEALTH AND NUTRITION EXAMINATION SURVEY (HANES I)

Item #	Tape Loc.	No. of Positions	ITEM DESCRIPTION & CODES	Control Counts	HANES I Data Source
-97-	520	1	<u>Bony Sclerosis Near Joint Margin</u>	6606	Data from X-Ray Readings
			0 - Normal	6	
			1 - Questionable	82	
			2 - Minimal	31	
			3 - Moderate	10	
			4 - Severe	178	
	521	1	<u>Cysts Near Joint</u>	6683	
			0 - Normal	12	
			1 - Questionable	29	
			2 - Minimal	8	
			3 - Moderate	3	
			4 - Severe	178	
	522	1	<u>Erosions</u>	6728	
			0 - Normal	6	
			1 - Questionable	0	
			2 - Minimal	1	
3 - Moderate			0		
4 - Severe			178		
523	1	<u>Osteoporosis</u>	6679		
		0 - Normal	2		
		1 - Questionable	30		
		2 - Minimal	22		
		3 - Moderate	2		
		4 - Severe	178		
			Blank		

HEALTH AND NUTRITION EXAMINATION SURVEY (HANES I)

Item #	Tape Loc.	No. of Positions	ITEM DESCRIPTION & CODES	Control Counts	HANES I Data Source
- 86 -	524	1	<u>Chondrocalcinosis - Right</u>	6670	Data from X-Ray Readings
			0 - Normal	13	
			1 - Questionable	36	
			2 - Minimal	14	
			3 - Moderate	2	
			4 - Severe	178	
	525	1	<u>Chondrocalcinosis - Left</u>	6679	
			0 - Normal	18	
			1 - Questionable	25	
			2 - Minimal	10	
			3 - Moderate	3	
			4 - Severe	178	
526	1	<u>Loose Calcified Bodies</u>	6720		
		0 - Normal	2		
		1 - Questionable	9		
		2 - Minimal	1		
		3 - Moderate	3		
		4 - Severe	178		
RECORDING FORM --- ADJUDICATION SESSION - KNEES					
527	1	<u>Osteoarthritis (overall grade)</u>	6256	See Detailed Notes	
		0 - Normal	160		
		1 - Questionable	242		
		2 - Minimal	64		
		3 - Moderate	13		
		4 - Severe	178		
		Blank			

HEALTH AND NUTRITION EXAMINATION SURVEY (HANES I).

Item #	Tape Loc.	No. of Positions	ITEM DESCRIPTION & CODES	Control Counts	HANES I Data Source
-66-	528	1	<u>Joint Space Narrowing</u>		
			<u>Right Lateral</u>	6675	Data from X-Ray Readings
			0 - Normal	14	
			1 - Questionable	28	
			2 - Minimal	14	
	3 - Moderate	4			
	4 - Severe	178			
	529	1	<u>Right Medial</u>	6519	
			0 - Normal	51	
			1 - Questionable	115	
			2 - Minimal	31	
			3 - Moderate	19	
4 - Severe	178				
530	1	<u>Left Medial</u>	6528		
		0 - Normal	55		
		1 - Questionable	106		
		2 - Minimal	35		
		3 - Moderate	11		
4 - Severe	178				
531	1	<u>Left Lateral</u>	6679		
		0 - Normal	21		
		1 - Questionable	24		
		2 - Minimal	7		
		3 - Moderate	4		
4 - Severe	178				
Blank					

HEALTH AND NUTRITION EXAMINATION SURVEY (HANES I)

Item #	Tape Loc.	No. of Positions	ITEM DESCRIPTION & CODES	Control Counts	HANES I Data Source
- 001 -	532	1	<u>Osteophytosis - Grade by Quadrants</u>		
			<u>Right Lateral Femure</u>		
			0 - Normal	6536	Data from X-Ray Readings
			1 - Questionable	26	
			2 - Minimal	92	
			3 - Moderate	67	
	4 - Severe	14			
	Blank	178			
	533	1	<u>Right Medial Femure</u>		
			0 - Normal	6594	
			1 - Questionable	20	
			2 - Minimal	80	
			3 - Moderate	30	
			4 - Severe	11	
	Blank	178			
	534	1	<u>Left Medial Femure</u>		
0 - Normal			6598		
1 - Questionable			21		
2 - Minimal			78		
3 - Moderate			29		
4 - Severe			9		
Blank	178				
535	1	<u>Left Lateral Femure</u>			
		0 - Normal	6528		
		1 - Questionable	36		
		2 - Minimal	102		
		3 - Moderate	53		
		4 - Severe	16		
Blank	178				

HEALTH AND NUTRITION EXAMINATION SURVEY (HANES I)

Item #	Tape Loc.	No. of Positions	ITEM DESCRIPTION & CODES	Control Counts	HANES I Data Source
-101-	536	1	<u>Right Lateral Tibia</u> 0 - Normal 1 - Questionable 2 - Minimal 3 - Moderate 4 - Severe Blank	6510 58 118 40 9 178	Data from X-Ray Readings
	537	1	<u>Right Medial Tibia</u> 0 - Normal 1 - Questionable 2 - Minimal 3 - Moderate 4 - Severe Blank	6444 55 178 50 8 178	
	538	1	<u>Left Medial Tibia</u> 0 - Normal 1 - Questionable 2 - Minimal 3 - Moderate 4 - Severe Blank	6466 49 180 37 3 178	
	539	1	<u>Left Lateral Tibia</u> 0 - Normal 1 - Questionable 2 - Minimal 3 - Moderate 4 - Severe Blank	6529 51 114 33 8 178	

HEALTH AND NUTRITION EXAMINATION SURVEY (HANES I)

Item #	Tape Loc.	No. of Positions	ITEM DESCRIPTION & CODES	Control Counts	HANES I Data Source
540		1	<u>Tibial Spine Osteophytes</u>		Data from X-Ray Readings
			0 - Normal	6448	
			1 - Questionable	69	
			2 - Minimal	177	
541		1	<u>Bony Sclerosis Near Joint Margin</u>		
			0 - Normal	6575	
			1 - Questionable	28	
			2 - Minimal	87	
542		1	<u>Cysts Near Joint</u>		
			0 - Normal	6650	
			1 - Questionable	23	
			2 - Minimal	48	
543		1	<u>Erosions</u>		
			0 - Normal	6728	
			1 - Questionable	2	
			2 - Minimal	2	
			3 - Moderate	3	
			4 - Severe	0	
			Blank	178	

HEALTH AND NUTRITION EXAMINATION SURVEY (HANES I).

Item #	Tape Loc.	No. of Positions	ITEM DESCRIPTION & CODES	Control Counts	HANES I Data Source
-103-	544	1	<u>Osteoporosis</u> 0 - Normal 1 - Questionable 2 - Minimal 3 - Moderate 4 - Severe Blank	6681 6 30 16 2 178	Data from X-Ray Readings
	545	1	<u>Chondrocalcinosis - Right</u> 0 - Normal 1 - Questionable 2 - Minimal 3 - Moderate 4 - Severe Blank	6668 16 24 25 2 178	
	546	1	<u>Chondrocalcinosis - Left</u> 0 - Normal 1 - Questionable 2 - Minimal 3 - Moderate 4 - Severe Blank	6674 18 21 20 2 178	
	547	1	<u>Loose Calcified Bodies</u> 0 - Normal 1 - Questionable 2 - Minimal 3 - Moderate 4 - Severe Blank	6699 5 21 3 7 178	

HEALTH AND NUTRITION EXAMINATION SURVEY (HANES I)

Item #	Tape Loc.	No. of Positions	ITEM DESCRIPTION & CODES	Control Counts	HANES I Data Source
-101-	RECORDING	FORM ---	<u>HIP ABNORMAL DATA - FILM READER #0</u>		
	548	1	<u>Reader Number</u> 0 - As given Blank	4696 2217	Data from X-Ray Readings
	549	1	<u>Osteoarthritis (Overall Grade) - Right Hip</u> 0 - Normal 1 - Questionable 2 - Minimal 3 - Moderate 4 - Severe Blank	4546 62 58 18 12 2217	See Detailed Notes
	550	1	<u>Osteoarthritis (Overall Grade) - Left Hip</u> 0 - Normal 1 - Questionable 2 - Minimal 3 - Moderate 4 - Severe Blank	4586 56 23 20 11 2217	See Detailed Notes
			<u>Joint Space Narrowing</u>		
	551	1	<u>Right</u> 0 - Normal 1 - Questionable 2 - Minimal 3 - Moderate 4 - Severe Blank	4635 25 21 8 7 2217	See Detailed Notes
	552	1	<u>Right</u> 0 - Normal 1 - Questionable 2 - Minimal 3 - Moderate 4 - Severe Blank	4605 26 44 14 7 2217	

HEALTH AND NUTRITION EXAMINATION SURVEY (HANES I).

Item #	Tape Loc.	No. of Positions	ITEM DESCRIPTION & CODES	Control Counts	HANES I Data Source
553		1	<u>Right</u>		Data from X-Ray Readings
			0 - Normal	4633	
			1 - Questionable	35	
			2 - Minimal	20	
554		1	3 - Moderate	6	
			4 - Severe	2	
			Blank	2217	
			<u>Left</u>		
555		1	0 - Normal	4636	
			1 - Questionable	25	
			2 - Minimal	20	
			3 - Moderate	8	
556		1	4 - Severe	7	
			Blank	2217	
			<u>Left</u>		
			0 - Normal	4606	
555		1	1 - Questionable	29	
			2 - Minimal	45	
			3 - Moderate	10	
			4 - Severe	6	
556		1	Blank	2217	
			<u>Left</u>		
			0 - Normal	4637	
			1 - Questionable	42	
556		1	2 - Minimal	11	
			3 - Moderate	3	
			4 - Severe	3	
			Blank	2217	

HEALTH AND NUTRITION EXAMINATION SURVEY (HANES I)

Item #	Type Loc.	No. of Positions	ITEM DESCRIPTION & CODES	Control Counts	HANES I Data Source
1061	557	1	<u>Bony Sclerosals</u>		Data from X-Ray Readings See Detailed Notes
			<u>Right</u>	4667	
			0 - Normal	16	
			1 - Questionable	9	
			2 - Minimal	4	
			3 - Moderate	0	
			4 - Severe	2217	
			Blank		
	558	1	<u>Right</u>	4660	
			0 - Normal	16	
			1 - Questionable	13	
			2 - Minimal	7	
			3 - Moderate	0	
			4 - Severe	2217	
			Blank		
	559	1	<u>Left</u>	4660	
			0 - Normal	17	
			1 - Questionable	10	
			2 - Minimal	8	
			3 - Moderate	1	
			4 - Severe	2217	
			Blank		
	560	1	<u>Left</u>	4668	
			0 - Normal	13	
			1 - Questionable	9	
			2 - Minimal	5	
			3 - Moderate	1	
			4 - Severe	2217	
			Blank		

HEALTH AND NUTRITION EXAMINATION SURVEY (HANES I)

Item #	Tape Loc.	No. of Positions	ITEM DESCRIPTION & CODES	Control Counts	HANES I Data Source
-107-	561	1	<u>Osteophytosis</u>		Data from X-Ray Readings See Detailed Notes
			<u>Right</u>	4606	
			0 - Normal	29	
			1 - Questionable	36	
			2 - Minimal	15	
			3 - Moderate	10	
			4 - Severe	2217	
			Blank		
	562	1	<u>Right</u>	4659	
			0 - Normal	19	
			1 - Questionable	12	
			2 - Minimal	5	
			3 - Moderate	1	
			4 - Severe	2217	
			Blank		
	563	1	<u>Right</u>	4639	
			0 - Normal	23	
			1 - Questionable	19	
			2 - Minimal	11	
			3 - Moderate	4	
			4 - Severe	2217	
			Blank		
	564	1	<u>Right</u>	4636	
			0 - Normal	17	
			1 - Questionable	27	
			2 - Minimal	15	
			3 - Moderate	1	
			4 - Severe	2217	
			Blank		

HEALTH AND NUTRITION EXAMINATION SURVEY (HANES I)

Item #	Tape Loc.	No. of Positions	ITEM DESCRIPTION & CODES	Control Counts	HANES I Data Source
-801-	565	1	<u>Right</u> 0 - Normal 1 - Questionable 2 - Minimal 3 - Moderate 4 - Severe Blank	4662 20 9 4 1 2217	Data from X-Ray Readings
	566	1	<u>Right</u> 0 - Normal 1 - Questionable 2 - Minimal 3 - Moderate 4 - Severe Blank	4655 24 11 6 0 2217	
	567	1	<u>Right</u> 0 - Normal 1 - Questionable 2 - Minimal 3 - Moderate 4 - Severe Blank	4674 16 5 1 0 2217	
	568	1	<u>Left</u> 0 - Normal 1 - Questionable 2 - Minimal 3 - Moderate 4 - Severe Blank	4618 25 29 14 10 2217	

HEALTH AND NUTRITION EXAMINATION SURVEY (HANES I)

Item #	Tape Loc.	No. of Positions	ITEM DESCRIPTION & CODES	Control Counts	HANES I Data Source
-601-	569	1	<u>Left</u> 0 - Normal 1 - Questionable 2 - Minimal 3 - Moderate 4 - Severe Blank	4651 26 11 6 2 2217	Data from X-Ray Readings
	570	1	<u>Left</u> 0 - Normal 1 - Questionable 2 - Minimal 3 - Moderate 4 - Severe Blank	4651 24 15 3 3 2217	
	571	1	<u>Left</u> 0 - Normal 1 - Questionable 2 - Minimal 3 - Moderate 4 - Severe Blank	4644 20 19 10 3 2217	
	572	1	<u>Left</u> 0 - Normal 1 - Questionable 2 - Minimal 3 - Moderate 4 - Severe Blank	4655 21 13 4 3 2217	

HEALTH AND NUTRITION EXAMINATION SURVEY (HANES I)

Item #	Tape Loc.	No. of Positions	ITEM DESCRIPTION & CODES	Control Counts	HANES I Data Source
-110-	573	1	<u>Left</u> 0 - Normal 1 - Questionable 2 - Minimal 3 - Moderate 4 - Severe Blank	4655 23 11 3 4 2217	Data from X-Ray Readings
	574	1	<u>Left</u> 0 - Normal 1 - Questionable 2 - Minimal 3 - Moderate 4 - Severe Blank	4673 15 5 2 1 2217	
	575	1	<u>Cysts</u> 0 - Normal 1 - Questionable 2 - Minimal 3 - Moderate 4 - Severe Blank	4672 8 9 5 2 2217	
	576	1	<u>Erosions</u> 0 - Normal 1 - Questionable 2 - Minimal 3 - Moderate 4 - Severe Blank	4686 6 4 0 0 2217	

HEALTH AND NUTRITION EXAMINATION SURVEY (HANES I)

Item #	Tape Loc.	No. of Positions	ITEM DESCRIPTION & CODES	Control Counts	HANES I Data Source	
-111-	577	1	<u>Osteoporosis</u>			
			0 - Normal	4663	Data from X-Ray Readings	
			1 - Questionable	16		
			2 - Minimal	15		
			3 - Moderate	2		
			4 - Severe	0		
	Blank	2217				
	578	1	<u>Acetabular Abnormalities</u>			
			0 - Normal	4597		
			1 - Questionable	29		
			2 - Minimal	34		
			3 - Moderate	28		
			4 - Severe	8		
	Blank	2217				
	579	1	<u>Chondrocalcinosis - Right</u>			
			0 - Normal	4683		
1 - Questionable			9			
2 - Minimal			3			
3 - Moderate			1			
4 - Severe			0			
Blank	2217					
580	1	<u>Chondrocalcinosis - Symphysis</u>				
		0 - Normal	4688			
		1 - Questionable	5			
		2 - Minimal	1			
		3 - Moderate	2			
		4 - Severe	0			
Blank	2217					

HEALTH AND NUTRITION EXAMINATION SURVEY (HANES I)

Item #	Tape Loc.	No. of Positions	ITEM DESCRIPTION & CODES	Control Counts	HANES I Data Source
-112-	581	1	<u>Chondrocalcinosis - Left</u> 0 - Normal 1 - Questionable 2 - Minimal 3 - Moderate 4 - Severe Blank	4691 1 3 1 0 2217	Data from X-Ray Readings
	582	1	<u>Head deformity (primary)</u> 0 - Normal 1 - Questionable 2 - Minimal 3 - Moderate 4 - Severe Blank	4640 28 15 7 6 2217	
	583	1	<u>Head deformity (secondary)</u> 0 - Normal 1 - Questionable 2 - Minimal 3 - Moderate 4 - Severe Blank	4656 11 12 11 6 2217	
	RECORDING FORM ---		HIP ABNORMAL DATA - FILM READER #1		
	584	1	<u>Reader Number</u> 1 - As given Blank	4696 2217	
	585	1	<u>Osteoarthritis (Overall grade) - Right Hip</u> 0 - Normal 1 - Questionable 2 - Minimal 3 - Moderate 4 - Severe Blank	4594 33 41 16 12 2217	See Detailed Notes

HEALTH AND NUTRITION EXAMINATION SURVEY (HANES I)

Item #	Tape Loc.	No. of Positions	ITEM DESCRIPTION & CODES	Control Counts	HANES I Data Source
- 1/3 -	586	1	<u>Osteoarthritis (Overall Grade) - Left Hip</u> 0 - Normal 1 - Questionable 2 - Minimal 3 - Moderate 4 - Severe Blank	4601 28 39 13 15 2217	Data from X-Ray Readings See Detailed Notes
	587	1	<u>Joint Space Narrowing</u> <u>Right</u> 0 - Normal 1 - Questionable 2 - Minimal 3 - Moderate 4 - Severe Blank	4639 6 27 10 14 2217	See Detailed Notes
	588	1	<u>Right</u> 0 - Normal 1 - Questionable 2 - Minimal 3 - Moderate 4 - Severe Blank	4649 4 26 8 9 2217	
	589	1	<u>Right</u> 0 - Normal 1 - Questionable 2 - Minimal 3 - Moderate 4 - Severe Blank	4633 7 38 12 6 2217	

HEALTH AND NUTRITION EXAMINATION SURVEY (HANES I)

Item #	Tape Loc.	No. of Positions	ITEM DESCRIPTION & CODES	Control Counts	HANES I Data Source
-411-	590	1	<u>Left</u> 0 - Normal 1 - Questionable 2 - Minimal 3 - Moderate 4 - Severe Blank	4646 6 22 10 12 2217	Data from X-Ray Readings
	591	1	<u>Left</u> 0 - Normal 1 - Questionable 2 - Minimal 3 - Moderate 4 - Severe Blank	4651 3 20 12 10 2217	
	592	1	<u>Left</u> 0 - Normal 1 - Questionable 2 - Minimal 3 - Moderate 4 - Severe Blank	4640 8 28 13 7 2217	
	593	1	<u>Bony Sclerosis</u> <u>Right</u> 0 - Normal 1 - Questionable 2 - Minimal 3 - Moderate 4 - Severe Blank	4665 1 18 4 8 2217	See Detailed Notes

HEALTH AND NUTRITION EXAMINATION SURVEY (HANES I)

Item #	Tape Loc.	No. of Positions	ITEM DESCRIPTION & CODES	Control Counts	HANES I Data Source	
- 51 -	594	1	<u>Right</u>			
			0 - Normal	4648	Data from X-Ray Readings	
			1 - Questionable	3		
			2 - Minimal	37		
			3 - Moderate	6		
			4 - Severe	2		
	Blank	2217				
	595	1	<u>Left</u>			
			0 - Normal	4654		
			1 - Questionable	5		
			2 - Minimal	30		
			3 - Moderate	6		
4 - Severe			1			
Blank	2217					
596	1	<u>Left</u>				
		0 - Normal	4667			
		1 - Questionable	4			
		2 - Minimal	17			
		3 - Moderate	4			
		4 - Severe	4			
Blank	2217					
597	1	<u>Osteophytosis</u>				
		<u>Right</u>				
		0 - Normal	4606	See Detailed Notes		
		1 - Questionable	14			
		2 - Minimal	34			
		3 - Moderate	33			
4 - Severe	9					
Blank	2217					

HEALTH AND NUTRITION EXAMINATION SURVEY (HANES I)

Item #	Tape Loc.	No. of Positions	ITEM DESCRIPTION & CODES	Control Counts	HANES I Data Source
-911-	598	1	<u>Right</u> 0 - Normal 1 - Questionable 2 - Minimal 3 - Moderate 4 - Severe Blank	4671 4 17 4 0 2217	Data from X-Ray Readings
	599	1	<u>Right</u> 0 - Normal 1 - Questionable 2 - Minimal 3 - Moderate 4 - Severe Blank	4627 16 29 20 4 2217	
	600	1	<u>Right</u> 0 - Normal 1 - Questionable 2 - Minimal 3 - Moderate 4 - Severe Blank	4646 6 27 14 3 2217	
	601	1	<u>Right</u> 0 - Normal 1 - Questionable 2 - Minimal 3 - Moderate 4 - Severe Blank	4686 0 7 2 1 2217	

HEALTH AND NUTRITION EXAMINATION SURVEY (HANES I)

Item #	Tape Loc.	No. of Positions	ITEM DESCRIPTION & CODES	Control Counts	HANES I Data Source
-117-	602	1	<u>Right</u>	4666	Data from X-Ray Readings
			0 - Normal	5	
			1 - Questionable	17	
			2 - Minimal	7	
			3 - Moderate	1	
4 - Severe	2217				
			Blank		
	603	1	<u>Right</u>	4675	
			0 - Normal	4	
			1 - Questionable	11	
			2 - Minimal	4	
			3 - Moderate	2	
			4 - Severe	2217	
			Blank		
	604	1	<u>Left</u>	4613	
			0 - Normal	12	
			1 - Questionable	34	
			2 - Minimal	26	
			3 - Moderate	11	
			4 - Severe	2217	
			Blank		
	605	1	<u>Left</u>	4674	
			0 - Normal	4	
			1 - Questionable	13	
			2 - Minimal	3	
			3 - Moderate	2	
			4 - Severe	2217	
			Blank		
	606	1	<u>Left</u>	4633	
			0 - Normal	7	
			1 - Questionable	32	
			2 - Minimal	19	
			3 - Moderate	5	
			4 - Severe	2217	
			Blank		

HEALTH AND NUTRITION EXAMINATION SURVEY (HANES I)

Item #	Tape Loc.	No. of Positions	ITEM DESCRIPTION & CODES	Control Counts	HANES I Data Source
-811-	607	1	Left 0 - Normal 1 - Questionable 2 - Minimal 3 - Moderate 4 - Severe Blank	4653 8 14 12 9 2217	Data from X-Ray Readings
	608	1	Left 0 - Normal 1 - Questionable 2 - Minimal 3 - Moderate 4 - Severe Blank	4679 2 12 2 1 2217	
	609	1	Left 0 - Normal 1 - Questionable 2 - Minimal 3 - Moderate 4 - Severe Blank	4667 2 15 10 2 2217	
	610	1	Left 0 - Normal 1 - Questionable 2 - Minimal 3 - Moderate 4 - Severe Blank	4676 2 11 6 1 2217	

HEALTH AND NUTRITION EXAMINATION SURVEY (HANES I)

Item #	Tape Loc.	No. of Positions	ITEM DESCRIPTION & CODES	Control Counts	HANES I Data Source	
-119-	611	1	<u>Cysts</u>			
			0 - Normal	4681	Data from X-Ray Readings	
			1 - Questionable	2		
			2 - Minimal	8		
			3 - Moderate	5		
			4 - Severe	0		
	Blank	2217				
	612	1	<u>Erosions</u>			
			0 - Normal	4690		
			1 - Questionable	3		
			2 - Minimal	1		
			3 - Moderate	2		
			4 - Severe	0		
	Blank	2217				
	613	1	<u>Osteoporosis</u>			
			0 - Normal	4689		
1 - Questionable			0			
2 - Minimal			4			
3 - Moderate			3			
4 - Severe			0			
Blank	2217					
614	1	<u>Acetabular Abnormalities</u>				
		0 - Normal	4685			
		1 - Questionable	0			
		2 - Minimal	5			
		3 - Moderate	2			
		4 - Severe	4			
Blank	2217					

HEALTH AND NUTRITION EXAMINATION SURVEY (HANES I)

Item #	Tape Loc.	No. of Positions	ITEM DESCRIPTION & CODES	Control Counts	HANES I Data Source
- 120 -	615	1	<u>Chondrocalcinosis - Right</u>	4692	Data from X-Ray Readings
			0 - Normal	0	
			1 - Questionable	1	
			2 - Minimal	3	
616	1	1	<u>Chondrocalcinosis - Symphysis</u>	4696	
			0 - Normal	0	
			1 - Questionable	0	
			2 - Minimal	0	
			3 - Moderate	0	
4 - Severe	0				
Blank	2217				
617	1	1	<u>Chondrocalcinosis - Left</u>	4691	
			0 - Normal	0	
			1 - Questionable	4	
			2 - Minimal	1	
			3 - Moderate	0	
			4 - Severe	0	
Blank	2217				
618	1	1	<u>Head deformity (primary)</u>	4689	
			0 - Normal	0	
			1 - Questionable	4	
			2 - Minimal	2	
			3 - Moderate	1	
			4 - Severe	1	
Blank	2217				

HEALTH AND NUTRITION EXAMINATION SURVEY (HANES I);

Item #	Tape Loc.	No. of Positions	ITEM DESCRIPTION & CODES	Control Counts	HANES I Data Source
	619	1	<u>Head deformity (secondary)</u> 0 - Normal 1 - Questionable 2 - Minimal 3 - Moderate 4 - Severe Blank <u>RECORDING FORM - ADJUDICATION SESSION - HIP ABNORMAL DATA</u>	4677 0 4 6 9 2217	Data from X-Ray Readings
	620	1	<u>Osteoarthritis (Overall Grade) - Right</u> 0 - Normal 1 - Questionable 2 - Minimal 3 - Moderate 4 - Severe Blank	4597 ^{8*} 343 ^{3*} 35 15 15 2217	See Detailed Notes
	621	1	<u>Osteoarthritis (Overall Grade) - Left</u> 0 - Normal 1 - Questionable 2 - Minimal 3 - Moderate 4 - Severe Blank <u>Joint Space Narrowing</u>	4618 ^{2*} 286 ^{6*} 32 13 13 2217	See Detailed Notes
	622	1	<u>Right</u> 0 - Normal 1 - Questionable 2 - Minimal 3 - Moderate 4 - Severe Blank	4646 12 19 5 14 2217	See Detailed Notes

-121-

HEALTH AND NUTRITION EXAMINATION SURVEY (HANES I)

Item #	Tape Loc.	No. of Positions	ITEM DESCRIPTION & CODES	Control Counts	HANES I Data Source
-122-	623	1	<u>Right</u>	4649	Data from X-Ray Readings
			0 - Normal	8	
			1 - Questionable	18	
			2 - Minimal	12	
			3 - Moderate	9	
			4 - Severe	2217	
			Blank		
	624	1	<u>Right</u>	4652	
			0 - Normal	12	
			1 - Questionable	14	
			2 - Minimal	11	
			3 - Moderate	7	
			4 - Severe	2217	
			Blank		
	625	1	<u>Left</u>	4649	
			0 - Normal	13	
			1 - Questionable	15	
			2 - Minimal	6	
			3 - Moderate	13	
			4 - Severe	2217	
			Blank		
	626	1	<u>Left</u>	4650	
			0 - Normal	11	
			1 - Questionable	17	
			2 - Minimal	11	
			3 - Moderate	7	
			4 - Severe	2217	
			Blank		

HEALTH AND NUTRITION EXAMINATION SURVEY (HANES I)

Item #	Tape Loc.	No. of Positions	ITEM DESCRIPTION & CODES	Control Counts	HANES I Data Source
-123-	627	1	<u>Left</u> 0 - Normal 1 - Questionable 2 - Minimal 3 - Moderate 4 - Severe Blank <u>Bony Sclerosis</u>	4651 11 17 12 5 2217	Data from X-Ray Readings
	628	1	<u>Right</u> 0 - Normal 1 - Questionable 2 - Minimal 3 - Moderate 4 - Severe Blank	4663 6 12 8 7 2217	See Detailed Notes
	629	1	<u>Right</u> 0 - Normal 1 - Questionable 2 - Minimal 3 - Moderate 4 - Severe Blank	4658 5 18 11 4 2217	
	630	1	<u>Left</u> 0 - Normal 1 - Questionable 2 - Minimal 3 - Moderate 4 - Severe Blank	4663 7 16 9 1 2217	

HEALTH AND NUTRITION EXAMINATION SURVEY (HANES I)

Item #	Tape Loc.	No. of Positions	ITEM DESCRIPTION & CODES	Control Counts	HANES I Data Source
-124-	631	1	<u>Left</u> 0 - Normal 1 - Questionable 2 - Minimal 3 - Moderate 4 - Severe Blank <u>Osteophytosis</u>	4666 5 13 9 3 2217	Data from X-Ray Readings
	632	1	<u>Right</u> 0 - Normal 1 - Questionable 2 - Minimal 3 - Moderate 4 - Severe Blank	4629 15 21 20 11 2217	See Detailed Notes
	633	1	<u>Right</u> 0 - Normal 1 - Questionable 2 - Minimal 3 - Moderate 4 - Severe Blank	4667 4 14 9 2 2217	
	634	1	<u>Right</u> 0 - Normal 1 - Questionable 2 - Minimal 3 - Moderate 4 - Severe Blank	4637 19 24 10 6 2217	

HEALTH AND NUTRITION EXAMINATION SURVEY (HANES I)

Item #	Tape Loc.	No. of Positions	ITEM DESCRIPTION & CODES	Control Counts	HANES I Data Source
635		1	<u>Right</u>		Data from X-Ray Readings
			0 - Normal	4641	
			1 - Questionable	1	
			2 - Minimal	38	
			3 - Moderate	10	
4 - Severe	6				
			Blank	2217	
636		1	<u>Right</u>		
			0 - Normal	4675	
			1 - Questionable	3	
			2 - Minimal	8	
			3 - Moderate	7	
4 - Severe	3				
			Blank	2217	
637		1	<u>Right</u>		
			0 - Normal	4667	
			1 - Questionable	5	
			2 - Minimal	11	
			3 - Moderate	9	
4 - Severe	4				
			Blank	2217	
638		1	<u>Right</u>		
			0 - Normal	4684	
			1 - Questionable	1	
			2 - Minimal	6	
			3 - Moderate	5	
4 - Severe	0				
			Blank	2217	
639		1	<u>Left</u>		
			0 - Normal	4627	
			1 - Questionable	15	
			2 - Minimal	21	
			3 - Moderate	22	
4 - Severe	11				
			Blank	2217	

HEALTH AND NUTRITION EXAMINATION SURVEY (HANES I)

Item #	Tape Loc.	No. of Positions	ITEM DESCRIPTION & CODES	Control Counts	HANES I Data Source
- 126 -	640	1	Left	4670	Data from X-Ray Readings
			0 - Normal	7	
			1 - Questionable	10	
			2 - Minimal	4	
	641	1	3 - Moderate	5	
			4 - Severe	2217	
			Blank		
			Left	4649	
	642	1	0 - Normal	8	
			1 - Questionable	21	
			2 - Minimal	13	
			3 - Moderate	5	
	643	1	4 - Severe	2217	
			Blank		
			Left	4670	
			0 - Normal	5	
			1 - Questionable	11	
			2 - Minimal	5	
			3 - Moderate	5	
			4 - Severe	2217	
			Blank		

HEALTH AND NUTRITION EXAMINATION SURVEY (HANES I)

Item #	Tape Loc.	No. of Positions	ITEM DESCRIPTION & CODES	Control Counts	HANES I Data Source
-127-	644	1	<u>Left</u> 0 - Normal 1 - Questionable 2 - Minimal 3 - Moderate 4 - Severe Blank	4657 9 13 12 5 2217	Data from X-Ray Readings
	645	1	<u>Left</u> 0 - Normal 1 - Questionable 2 - Minimal 3 - Moderate 4 - Severe Blank	4680 3 9 4 0 2217	
	646	1	<u>Cysts</u> 0 - Normal 1 - Questionable 2 - Minimal 3 - Moderate 4 - Severe Blank	4672 7 6 7 4 2217	
	647	1	<u>Erosions</u> 0 - Normal 1 - Questionable 2 - Minimal 3 - Moderate 4 - Severe Blank	4692 4 0 0 0 2217	

HEALTH AND NUTRITION EXAMINATION SURVEY (HANES I)

Item #	Tape Loc.	No. of Positions	ITEM DESCRIPTION & CODES	Control Counts	HANES I Data Source
648		1	<u>Osteoporosis</u>	4684	Data from X-Ray Readings
			0 - Normal	6	
			1 - Questionable	5	
			2 - Minimal	1	
649		1	3 - Moderate	0	
			4 - Severe	2217	
			Blank		
			<u>Acetabular Abnormalities</u>	4657	
650		1	0 - Normal	11	
			1 - Questionable	16	
			2 - Minimal	8	
			3 - Moderate	4	
651		1	4 - Severe	2217	
			Blank		
			<u>Chondrocalcinosis - Right</u>	4692	
			0 - Normal	1	
651		1	1 - Questionable	2	
			2 - Minimal	1	
			3 - Moderate	0	
			4 - Severe	2217	
651		1	Blank		
			<u>Chondrocalcinosis - Symphysis</u>	4692	
			0 - Normal	1	
			1 - Questionable	2	
651		1	2 - Minimal	1	
			3 - Moderate	0	
			4 - Severe	2217	
			Blank		

HEALTH AND NUTRITION EXAMINATION SURVEY (HANES I)

Item #	Tape Loc.	No. of Positions	ITEM DESCRIPTION & CODES	Control Counts	HANES I Data Source
-621-	652	1	<u>Chondrocalcinosis - Left</u> 0 - Normal 1 - Questionable 2 - Minimal 3 - Moderate 4 - Severe Blank	4689 2 3 2 0 2217	Data from X-Ray Readings
	653	1	<u>Head Deformity (primary)</u> 0 - Normal 1 - Questionable 2 - Minimal 3 - Moderate 4 - Severe Blank	4679 1 4 7 5 2217	
	654	1	<u>Head Deformity (secondary)</u> 0 - Normal 1 - Questionable 2 - Minimal 3 - Moderate 4 - Severe Blank RECORDING FORM - SACRO-ILIAC JOINTS - ABNORMAL DATA - READER #0	4660 6 13 10 7 2217	
	655	1	<u>Reader Number</u> 0 - As given Blank	4696 2217	
	656	1	<u>Sacroiliitis (Overall Grade)</u> 0 - Normal 1 - Questionable 2 - Minimal 3 - Moderate 4 - Severe Blank	4578 58 27 26 7 2217	

HEALTH AND NUTRITION EXAMINATION SURVEY (HANES I)

Item #	Tape Loc.	No. of Positions	ITEM DESCRIPTION & CODES	Control Counts	HANES I Data Source
657	1	1	<u>Erosions - Right</u>	4610	Data from X-Ray Readings
			0 - Normal	60	
			1 - Questionable	23	
			2 - Minimal	3	
658	1	1	<u>Erosions - Left</u>	4618	
			0 - Normal	57	
			1 - Questionable	19	
			2 - Minimal	2	
659	1	1	<u>Sclerosis - Right</u>	4600	
			0 - Normal	33	
			1 - Questionable	48	
			2 - Minimal	14	
660	1	1	<u>Sclerosis - Left</u>	4605	
			0 - Normal	28	
			1 - Questionable	46	
			2 - Minimal	16	
			3 - Moderate	1	
			4 - Severe	2217	
			Blank		

HEALTH AND NUTRITION EXAMINATION SURVEY (HANES I)

Item #	Tape Loc.	No. of Positions	ITEM DESCRIPTION & CODES	Control Counts	HANES I Data Source	
-131-	661	1	<u>Ankylosis - Right</u> 0 - Normal 1 - Questionable 2 - Minimal 3 - Moderate 4 - Severe Blank	4640 24 12 13 7 2217	Data from X-Ray Readings	
	662	1	<u>Ankylosis - Left</u> 0 - Normal 1 - Questionable 2 - Minimal 3 - Moderate 4 - Severe Blank	4645 22 13 10 6 2217		
	RECORDING FORM - SACRO-ILIAC JOINTS - ABNORMAL DATA - READER #1					
	663	1	<u>Reader Number</u> 1 - As given Blank	4696 2217		
	664	1	<u>Sacroiliitis (Overall Grade)</u> 0 - Normal 1 - Questionable 2 - Minimal 3 - Moderate 4 - Severe Blank	4626 17 34 14 5 2217	See Detailed Notes	
665	1	<u>Erosions - Right</u> 0 - Normal 1 - Questionable 2 - Minimal 3 - Moderate 4 - Severe Blank	4648 12 30 6 0 2217			

HEALTH AND NUTRITION EXAMINATION SURVEY (HANES I)

Item #	Tape Loc.	No. of Positions	ITEM DESCRIPTION & CODES	Control Counts	HANES I Data Source
666	1	1	<u>Erosions - Left</u>	4650	Data from X-Ray Readings
			0 - Normal	17	
			1 - Questionable	23	
			2 - Minimal	6	
667	1	1	3 - Moderate	0	
			4 - Severe	2217	
			Blank		
			<u>Sclerosis - Right</u>	4633	
668	1	1	0 - Normal	11	
			1 - Questionable	34	
			2 - Minimal	16	
			3 - Moderate	2	
669	1	1	4 - Severe	2217	
			Blank		
			<u>Sclerosis - Left</u>	4639	
			0 - Normal	10	
669	1	1	1 - Questionable	34	
			2 - Minimal	12	
			3 - Moderate	1	
			4 - Severe	2217	
669	1	1	Blank		
			<u>Ankylosis - Right</u>	4665	
			0 - Normal	7	
			1 - Questionable	9	
669	1	1	2 - Minimal	5	
			3 - Moderate	10	
			4 - Severe	2217	
			Blank		

HEALTH AND NUTRITION EXAMINATION SURVEY (HANES I)

Item #	Tape Loc.	No. of Positions	ITEM DESCRIPTION & CODES	Control Counts	HANES I Data Source	
-133-	670	1	<u>Ankylosis - Left</u> 0 - Normal 1 - Questionable 2 - Minimal 3 - Moderate 4 - Severe Blank	4672 7 5 4 8 2217	Data from X-Ray Readings	
	RECORDING FORM - SACRO-ILIAC JOINTS - ADJUDICATION SESSION					
	671	1	<u>Sacroiliitis (Overall Grade)</u> 0 - Normal 1 - Questionable 2 - Minimal 3 - Moderate 4 - Severe Blank	4615 35 19 17 10 2217	See Detailed Notes	
	672	1	<u>Erosions - Right</u> 0 - Normal 1 - Questionable 2 - Minimal 3 - Moderate 4 - Severe Blank	4650 26 17 3 0 2217		
	673	1	<u>Erosions - Left</u> 0 - Normal 1 - Questionable 2 - Minimal 3 - Moderate 4 - Severe Blank	4657 20 15 4 0 2217		

Item #	Tape Loc.	No. of Positions	ITEM DESCRIPTION & CODES	Control Counts	HANES I Data Source
-134-	674	1	<u>Sclerosis - Right</u> 0 - Normal 1 - Questionable 2 - Minimal 3 - Moderate 4 - Severe Blank	4624 27 36 8 1 2217	Data from X-Ray Readings
	675	1	<u>Sclerosis - Left</u> 0 - Normal 1 - Questionable 2 - Minimal 3 - Moderate 4 - Severe Blank	4633 22 28 12 1 2217	
	676	1	<u>Ankylosis - Right</u> 0 - Normal 1 - Questionable 2 - Minimal 3 - Moderate 4 - Severe Blank	4657 9 10 10 10 2217	
	677	1	<u>Ankylosis - Left</u> 0 - Normal 1 - Questionable 2 - Minimal 3 - Moderate 4 - Severe Blank	4659 10 13 6 8 2217	
	678-700	23	<u>Work Area</u>		

DETAILED NOTES

TAPE POSITION 10

Size of Place

Size of place classification was derived from the 1960 census. According to the definition used in the 1960 census, the urban population was comprised of all persons living in (a) places of 2,500 inhabitants or more incorporated as cities, boroughs, villages and towns (except towns in New York, New England, and Wisconsin); (b) the densely settled urban fringe, whether incorporated or unincorporated, of urbanized areas; (c) towns in New England and townships in New Jersey and Pennsylvania which contained no incorporated municipalities as subdivisions and had either 2,500 inhabitants or more, or a population of 2,500 to 25,000 and a density of 1,500 persons or more per square mile; (d) counties in states other than the New England states, New Jersey, and Pennsylvania, that had no incorporated municipalities within their boundaries and had a density of 1,500 persons per square mile; and (e) unincorporated places of 2,500 inhabitants or more not included in any urban fringe. The remaining population was classified as rural.

Urban areas are further classified by population size for places within urbanized areas and other places outside urbanized areas.

DETAILED NOTES

TAPE POSITION 11

SMSA

A standard metropolitan statistical area is basically a county or a group of contiguous counties which contains at least one city of 50,000 inhabitants or more, or "twin cities" with a combined population of at least 50,000. In addition to the county or counties containing such a city or cities, contiguous counties are included in an SMSA if, according to the 1960 Census, they are socially and economically integrated with the central city. Each SMSA must include at least one central city, and the complete title of an SMSA identifies the central city or cities.

DETAILED NOTES

TAPE POSITIONS 22 AND 103

Race

The race of the respondent was marked by observation and it was assumed the race of all related persons was the same as the respondent unless otherwise learned. The race categories were "White", "Negro" or "other." If the appropriate category could not be marked by observation, then race was asked. Persons of races other than White or Negro, such as Japanese, Chinese, American Indian, Korean, Hindu, Eskimo, etc. were reported as "Other." Mexicans were included with "White" unless definitely known to be American Indian or of other nonwhite race.

DETAILED NOTES

TAPE POSITIONS 34-35

Total Family Income Group

The income group represents the total combined family income for the past twelve (12) months. It includes income from all sources such as wages, salaries, social security or retirement benefits, help from relatives, rent from property and so forth. The income groups were not reconciled to the component parts (tape positions 36-94). The income component parts were not asked when the gross income was greater than \$6,999 per annum. However, amounts greater than \$6,999 appear in tape positions 37-40, 67-70, and 72-75. Some respondents reported a loss of income from their nonfarm business, professional practice, partnership or farm and this explains why some data fields are greater than \$6,999, but the individual total in tape positions 91-94 does not exceed this figure.

DETAILED NOTES

TAPE POSITIONS 95-99

Family Unit Code

All related sample persons in the same family unit have the same computer generated family unit code. This will enable detailed analysis of the individual family unit.

DETAILED NOTES
TAPE POSITIONS 110-111

UNITED STATES			OUTLYING AREAS OF THE U.S.	
	Standard Abbreviation	Code	Name of Place	Code
ALABAMA	Ala.	01	American Samoa	60
ALASKA	Alaska	02	Canal Zone	61
ARIZONA	Ariz.	04	Canton and Enderbury Islands	62
ARKANSAS	Ark.	05	Caroline Islands	63
CALIFORNIA	Calif.	06	Cook Islands	64
COLORADO	Colo.	08	Gilbert and Ellice Islands	65
CONNECTICUT	Conn.	09	Guam	66
DELAWARE	Del.	10	Johnston Atoll	67
DIST. OF COLUMBIA	D.C.	11	Line Islands - Southern	68
FLORIDA	Fla.	12	Mariana Islands	69
GEORGIA	Ga.	13	Marshall Islands	70
HAWAII	Hawaii	15	Midway Islands	71
IDAHO	Idaho	16	Puerto Rico	72
ILLINOIS	Ill.	17	Ryukyn Islands - Southern	73
INDIANA	Ind.	18	Swan Islands	74
IOWA	Iowa	19	Tokelau Islands	75
KANSAS	Kans.	20	U.S. Misc. Caribbean	76
KENTUCKY	Ky.	21	U.S. Misc. Pacific Islands	77
LOUISIANA	La.	22	Virgin Islands	78
MAINE	Maine	23	Wake Islands	79
MARYLAND	Md.	24	Cuba	80
MASSACHUSETTS	Mass.	25	West Indies	81
MICHIGAN	Mich.	26	North America	91
MINNESOTA	Minn.	27	South America	92
MISSISSIPPI	Miss.	28	Europe	93
MISSOURI	Mo.	29	Africa	94
MONTANA	Mont.	30	Asia	95
NEBRASKA	Nebr.	31	Australasia	96
NEVADA	Nev.	32	Pacific Islands	97
NEW HAMPSHIRE	N.H.	33		
NEW JERSEY	J.J.	34		
NEW MEXICO	N. Mex.	35		
NEW YORK	N.Y.	36		
NORTH CAROLINA	N.C.	37		
NORTH DAKOTA	N. Dak.	38		
OHIO	Ohio	39		
OKLAHOMA	Okla.	40		
OREGON	Oreg.	41		
PENNSYLVANIA	Pa.	42		
RHODE ISLAND	R.I.	44		
SOUTH CAROLINA	S.C.	45		
SOUTH DAKOTA	S. Dak.	46		
TENNESSEE	Tenn.	47		
TEXAS	Tex.	48		
UTAH	Utah	49		
VERMONT	Vt.	50		
VIRGINIA	Va.	51		
WASHINGTON	Wash.	53		
WEST VIRGINIA	W. Va.	54		
WISCONSIN	Wis.	55		
WYOMING	Wyo.	56		

DETAILED NOTES

TAPE POSITIONS 132-134 AND 135-137

Industry and Occupation Codes

A person's occupation may be defined as his principal job or business. For this survey purpose, the principal job or business of a respondent is defined in one of the following ways: If the person worked during the two week interview period or had a job or business, the question concerning his occupation (or work) applies to his job during that period. If the respondent held more than one job, the question is directed to the one at which he spent the most time. It refers to the one he considers most important when equal time is spent at each job. A person who has not begun work at a new job, is looking for work, or is on layoff from work is questioned about his last full-time civilian job. A full-time job is defined as one at which the person spent 35 or more hours per week and which lasted two consecutive weeks or more. A person who has a job to which he has not yet reported and has never had a previous job or business is classified as a "new worker."

The 1970 census of population Alphabetical Index of Industries and Occupations was used in the coding of both the industry and occupation.

Library of Congress Number 74-612012. For sale by the Superintendent of Documents, U.S. Government Printing Office, Washington, D.C. 20402. \$3.00. Stock Number 0301-2283.

DETAILED NOTES

TAPE POSITION 146

Land used for farming purposes (Code 1 in Tape Position 146) was identified as being rural land (Code 2 in Tape Position 13) consisting of 10 or more acres (Code 1 in Tape Position 14) with crop sales amounting to \$50 or more (Code 2 in Tape Position 15), or rural land (Code 2 in Tape Position 13) consisting of less than 10 acres (Code 2 in Tape Position 14) with crop sales amounting to \$250 or more (Code 3 in Tape Position 16). All other land is classified as nonfarm (Code 2 in Tape Position 146).

DETAILED NOTES

TAPE POSITIONS 147-149

Poverty Index--Income status was determined by the Poverty Income Ratio (PIR).^{1/} Poverty statistics published in the Census Bureau reports^{1/} were based on the poverty index developed by the Social Security Administration in 1964. (For a detailed discussion of the SSA poverty standards, see reference 2.) Modifications in the definition of poverty were adopted in 1969.^{3/} The standard data series in poverty for statistical use by all executive departments and establishments has been established.^{4/}

The two components of the PIR are the total income of the household (numerator) and a multiple of the total income necessary to maintain a family with given characteristics on a nutritionally adequate food plan^{3/} (denominator). The dollar value of the denominator of the PIR is constructed from a food plan (economy plan) necessary to maintain minimum recommended daily nutritional requirements. The economy plan is designated by the Department of Agriculture for "emergency or temporary use when funds are low."

For families of three or more persons, the poverty level was set at three times the cost of the economy food plan. For smaller families and persons living alone, the cost of the economy food plan was adjusted by the relatively higher fixed expenses of these smaller households.

The denominator or poverty income cutoff adjusts the family poverty income maintenance requirements by the family size, the sex of the family head, the age of the family head in families with one or two members, and the place of residence (farm, nonfarm). Annual revisions of the poverty income cutoffs are based on the changes in the average cost of living as reflected in the Consumer Price Index.

As shown in the table, the annual income considered to be the poverty level increases as the family size increases. A family with any combination of characteristics and with the same income as shown in the table has been designated as having a PIR or poverty level of 1.0. The same family with twice the income found in the table would have a PIR of 2.0. Ratios of less than 1.0 can be described as "below poverty," ratios greater than or equal to 1.0, as "at or above poverty."

Poverty thresholds are computed on a national basis only. No attempt has been made to adjust these thresholds for regional, State, or other local variation in the cost of living (except for the farm, nonfarm difference). None of the noncash public welfare benefits such as food stamp bonuses or free food commodities are included in the income of the low income families receiving these benefits.

^{1/}Current Population Reports, "Consumer Income," Series P-60, No. 77, May 7, 1971

^{2/}Orshansky, M.: "Counting the Poor: Another Look at the Poverty Profile," Social Security Bulletin, January 1965; "Who's Who Among the Poor: A Demographic View of Poverty," Social Security Bulletin, July 1965.

^{3/}Current Population Reports, "Special Studies," Series P-23, No. 28, August 12, 1969.

^{4/}Circular No. A-46, Transmitted Memorandum No. 9, Executive Office of the President, Bureau of the Budget, August 29, 1969, and Exhibit L (rev.).

DETAILED NOTES

TAPE POSITIONS 147-149

Weighted average thresholds at the low income level in 1971 by size of family and sex of head, by farm-nonfarm residence

Size of family	Total	Nonfarm			Farm		
		Total	Male ¹ head	Female ¹ head	Total	Male ¹ head	Female ¹ head
All unrelated individuals-----	\$2,033	\$2,040	\$2,136	\$1,978	\$1,727	\$1,783	\$1,669
Under 65 years-----	2,093	2,098	2,181	2,017	1,805	1,853	1,715
65 years and over-----	1,931	1,940	1,959	1,934	1,652	1,666	1,643
All families-----	3,700	3,724	3,764	3,428	3,235	3,242	3,079
2 persons-----	2,612	2,633	2,641	2,581	2,219	2,224	2,130
Head under 65 years-----	2,699	2,716	2,731	2,635	2,317	2,322	2,195
Head 65 years and over-----	2,424	2,448	2,450	2,437	2,082	2,081	2,089
3 persons-----	3,207	3,229	3,246	3,127	2,745	2,749	2,627
4 persons-----	4,113	4,137	4,139	4,116	3,527	3,528	3,513
5 persons-----	4,845	4,880	4,884	4,837	4,159	4,159	4,148
6 persons-----	5,441	5,489	5,492	5,460	4,688	4,689	4,656
7 persons or more-----	6,678	6,751	6,771	6,583	5,736	5,749	5,516

¹For unrelated individuals, sex of the individual.

SOURCE: U.S. Department of Commerce, Social and Economic Statistics Administration, U.S. Bureau of the Census "Characteristics of the Low Income Population: 1971," Current Population Reports, Series P-60, No. 86, p. 18.

DETAILED NOTES

TAPE POSITION 150

Region

The United States was divided into four broad geographic regions of approximately equal population. Those regions, which deviate somewhat from the groups used by the Bureau of the Census, are as follows:

<u>Region</u>	<u>States Included</u>
Northeast	Maine, Vermont, New Hampshire, Massachusetts, Connecticut, Rhode Island, New York, New Jersey, and Pennsylvania
South	Delaware, Maryland, District of Columbia, West Virginia, Virginia, Kentucky, Tennessee, North Carolina, South Carolina, Georgia, Florida, Alabama, Mississippi, Louisiana, and Arkansas
Midwest	Ohio, Illinois, Indiana, Michigan, Wisconsin, Minnesota, Iowa, Missouri
West	Washington, Oregon, California, Nevada, New Mexico, Arizona, Texas, Oklahoma, Kansas, Nebraska, North Dakota, South Dakota, Idaho, Utah, Colorado, Montana, and Wyoming.

DETAILED NOTES

TAPE POSITIONS 158-193

HANES is a multistage, stratified, probability sample of loose clusters of persons in land-based segments. In addition, HANES is composed of two distinct examination components--a nutrition screening examination (taken by all examinees) and a more detailed examination taken by a pre-selected subsample of all examinees, ages 25-74. For the nutrition screening examination, locations 1-35 and 1-65 constituted national probability samples and for the detailed examination, locations 1-35, 1-65, 66-100 and 1-100 all constitute national probability samples. In other words, HANES is composed of six distinct subsamples of the U.S. population. For a more detailed discussion of the sample design see Series 1, No. 10a.

Since each of these six subsamples is a distinct subsample of the U.S. population, each subsample requires a different set of weights. The weights are based upon the probability of selection into the sample, adjustments for nonresponse and further adjustments to approximate the U.S. noninstitutionalized population as of the midpoint of each subsample.

In order to select all of those examinees in a particular subsample, i.e. received a particular exam component, it is necessary to exclude all examinees with a weight of zero or blank. It is also necessary to exclude all zero or blank weights because that is the only way to differentiate missing data due to nonresponse from data that is missing because the sample design dictated that a particular examinee was not supposed to receive a particular examination component.

It is suggested that any analyses that are desired by the researcher be performed using the greatest number of examinees possible; that is, if the researcher is interested in an exam component of the nutrition screening examination he should use the weight and consequently the data from the 65 location subsample rather than the 35 location subsample. For the detailed examination, the researcher should use the 100 location subsample rather than one of the others. However, some exam components were only done in a particular subsample; for example, only at the first 35 locations. In that case, the researcher has no choice in selecting a particular subsample.

There may be occasions when a researcher may want to make comparisons of estimates obtained from various subsamples. For example, the prevalence of some disease condition as estimated from the first 35 locations could be compared with an estimate based upon locations 66-100. The researcher may also want to formulate hypotheses using one subsample and test those hypotheses using another subsample.

DETAILED NOTES
TAPE POSITIONS 471-478

The data found in these tape positions are not a summary of the final adjudicated readings but are the result of readings made by Reader #1.

DETAILED NOTES
TAPE POSITIONS 479-482

This represents the apparent difference between the length of the right and left leg. An x-ray was taken of the examinee's hip while he stood on a foot stand. The stand was carefully leveled and a plumb bob was used to indicate a true vertical line on the x-ray film. The hip measurement was then made from the film by projecting two lines, one from each hip joint, perpendicular to the vertical plumb bob line and intersecting it at two points. The distance between the two points is the hip measurement. The distance is indicated as plus if the right hip was higher than the left and minus if it was lower.

Detailed Notes

Positions 484, 506, 527, 549-50, 585-86, 620-21, 656, 664 and 671

X-rays were read on an ordinal scale generally based on the Atlas of Standard Radiographs (Vol. 2, The Epidemiology of Chronic Rheumatism) Oxford, Blackwell Scientific Publications, 1963. The individual items in the readings can be considered to be reliable data with the exception of that for osteoporosis which was considered to be very difficult to assess accurately by the readers. The overall grade of osteoarthritis was synthesized from the individual items in a subjective manner.

The investigator may find it in his interest for some purposes to construct alternate scales of overall grade of osteoarthritis utilizing the ordinal scores for individual items.

DETAILED NOTES
TAPE POSITIONS 527-547, 620-654 AND 671-677

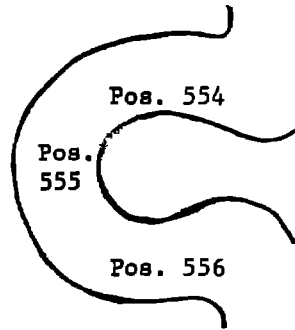
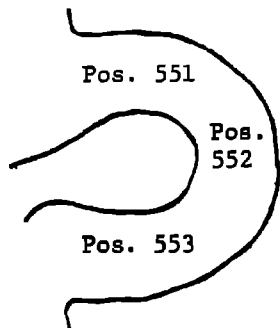
Each x-ray film was read independently by two rheumatologists. If an abnormality was found on either of the first two readings, a final adjudicated reading was made by a third reader in the presence of the two other readers. A final adjudicated reading was not generally made if no abnormality was found on the first two readings. In that case, those tape positions for the final adjudicated readings indicate that the examinee had no abnormality present, i.e. coded as 0.

As a check, one out of every 20 examinees (342) whose x-rays were read as normal by both Reader #0 and Reader #1 were read once again during a final adjudication session. Of those, only one was found to have a severe abnormality and two more were found to have lesions of questionable certainty. At the adjudication session Reader #0 and Reader #1 reassessed their original readings for these three cases and their reassessments have been incorporated into the data set.

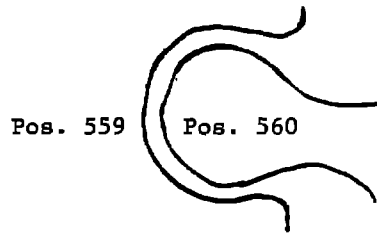
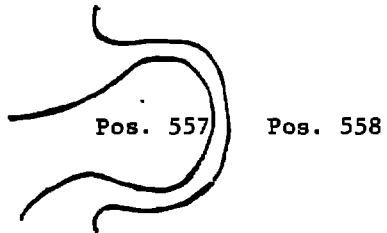
If the data tape user wishes to use only one assessment, it is recommended that the final adjudicated reading be used.

**DETAILED NOTES
TAPE POSITIONS 551-574**

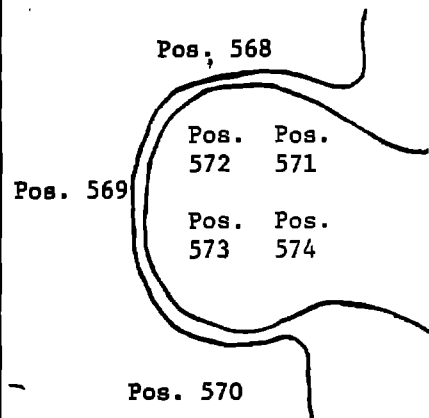
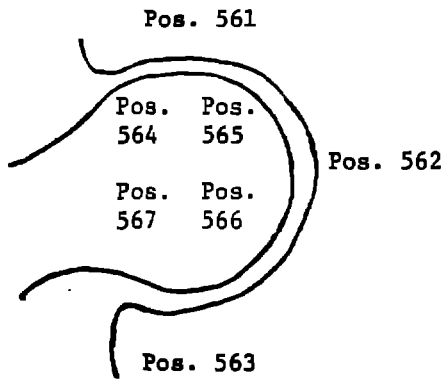
RIGHT	LEFT
Joint Space Narrowing	



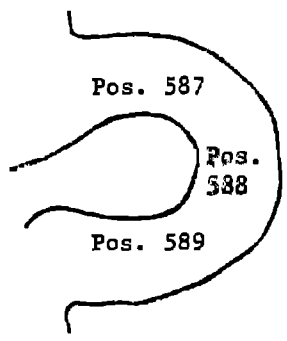
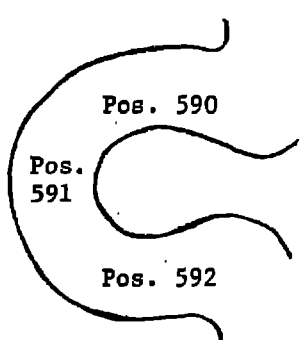


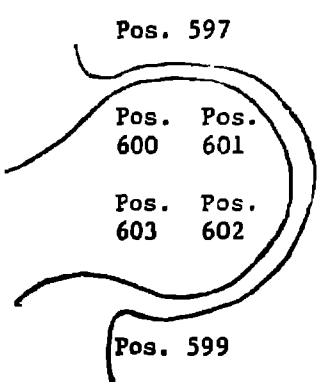
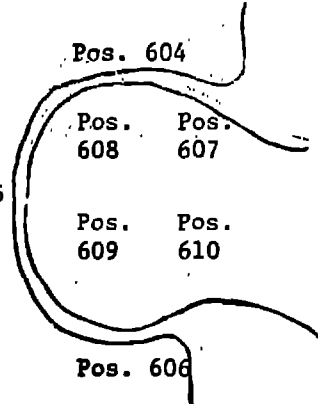
Bony Sclerosis	
----------------	--



Osteophytosis	
---------------	--

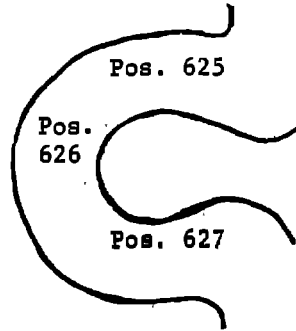
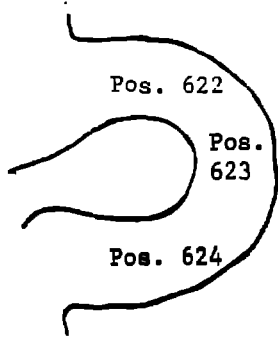


DETAILED NOTES
TAPE POSITIONS 587-610

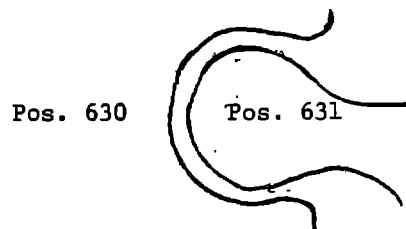
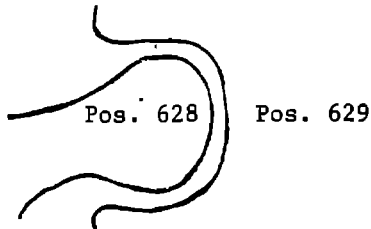
RIGHT	LEFT
Joint Space Narrowing	
 <p>Pos. 587 Pos. 588 Pos. 589</p>	 <p>Pos. 590 Pos. 591 Pos. 592</p>
Bony Sclerosis	
 <p>Pos. 593 Pos. 594</p>	 <p>Pos. 595 Pos. 596</p>
Osteophytosis	
 <p>Pos. 597 Pos. 600 Pos. 601 Pos. 603 Pos. 602 Pos. 599</p>	 <p>Pos. 604 Pos. 608 Pos. 607 Pos. 605 Pos. 609 Pos. 610 Pos. 606</p>

DETAILED NOTES
TAPE POSITIONS 622-645

RIGHT	LEFT
Joint Space Narrowing	



Bony Sclerosis	
----------------	--



Osteophytosis	
---------------	--

