



United States  
Department of  
Agriculture

Forest Service  
Eastern Region



October 2008

# US Forest Service Eastern Region

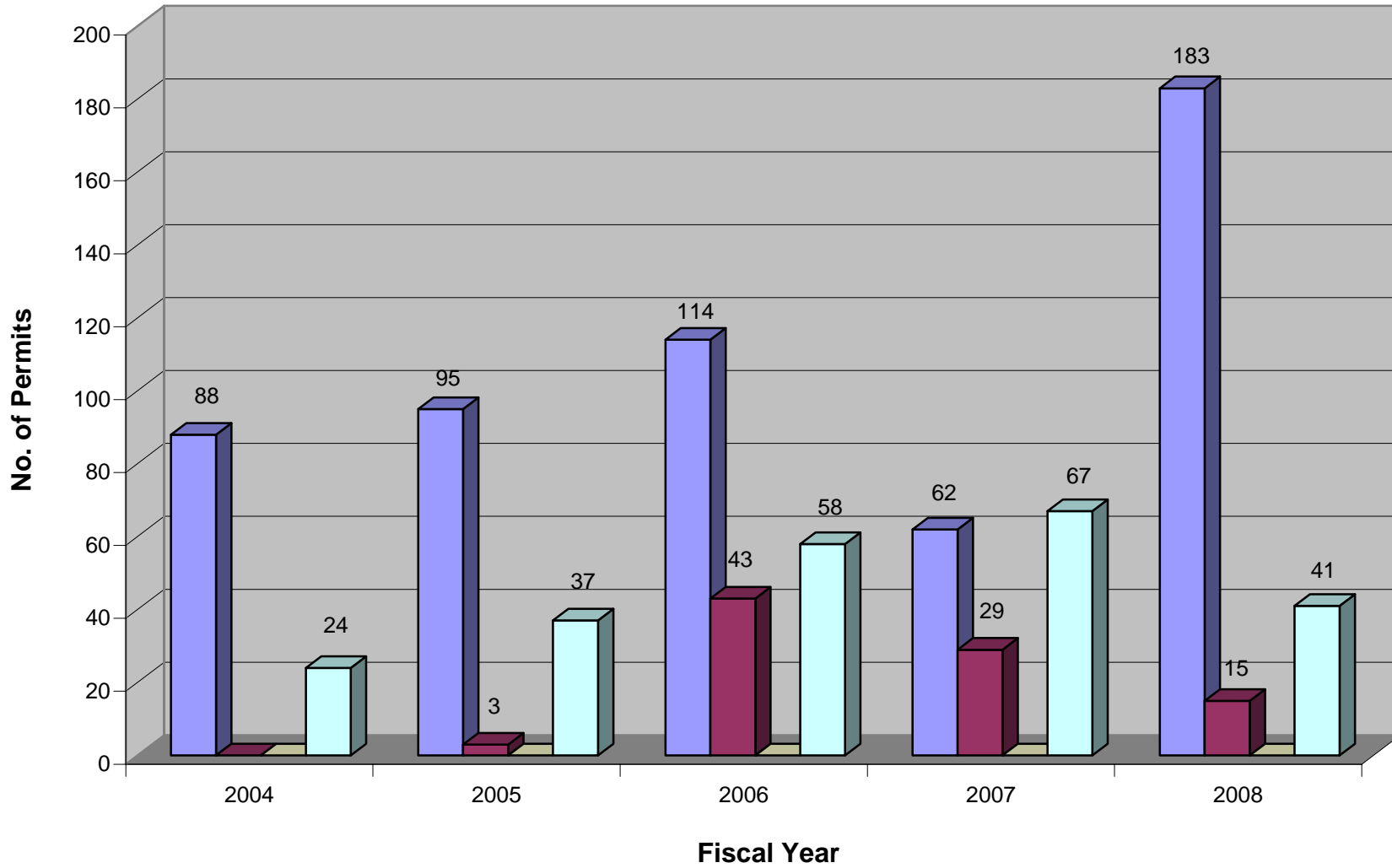
## **Campground Fee and Length of Stay Waiver Use Report**

**Chequamegon-Nicolet, Ottawa, Hiawatha and  
Huron-Manistee NF's**





### Campground Fee & Length of Stay Waiver Use Summary -- FY 2004 thru FY 2008



■ CHEQUAMEGON-NICOLET NF ■ HIAWATHA NATIONAL FOREST ■ HURON-MANISTEE NATIONAL FOREST ■ OTTAWA NATIONAL FOREST

CAMPGROUND FEE AND LENGTH OF STAY WAIVER USE REPORT  
 FY 2001 thru FY 2008

**CHEQUAMEGON-NICOLET NF**

FY	No. of Permits	No. of Nights	Average Night/Permits
2001	50	186	3.7
2002	47	148	3.1
2003	57	291	5.1
2004	88	377	4.3
2005	95	457	4.8
2006	114	430	3.8
2007	62	284	4.6
2008	183	904	4.9

**HIAWATHA NATIONAL FOREST**

FY	No. of Permits	No. of Nights	Average Night/Permits
2001	11	55	5.0
2002	3	10	3.3
2003	3	15	5.0
2004	0	0	0.0
2005	3	12	4.0
2006	43	232	5.4
2007	29	163	5.6
2008	15	88	5.9

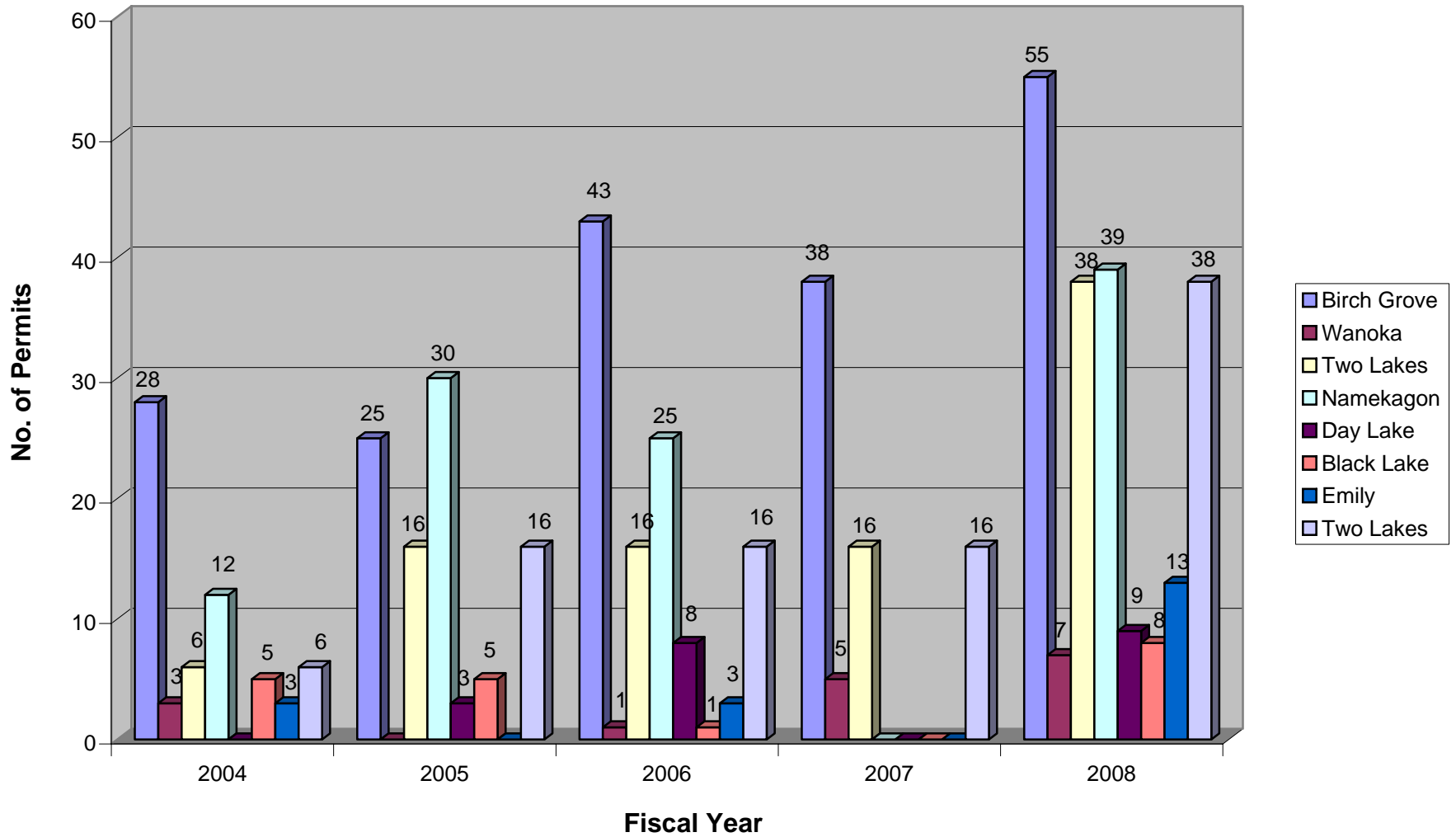
**HURON-MANISTEE NATIONAL FOREST**

FY	No. of Permits	No. of Nights	Average Night/Permits
2001	0	0	0.0
2002	0	0	0.0
2003	0	0	0.0
2004	0	0	0.0
2005	0	0	0.0
2006	0	0	0.0
2007	0	0	0
2008	0	0	0

**OTTAWA NATIONAL FOREST**

FY	No. of Permits	No. of Nights	Average Night/Permits
2001	26	182	7.0
2002	21	146	7.0
2003	39	228	5.8
2004	24	251	10.5
2005	37	276	7.5
2006	58	578	10
2007	67	610	9.1
2008	41	356	8.7

## Campground Fee & Length of Stay Waiver Use Report Chequamegon Nicolet NF

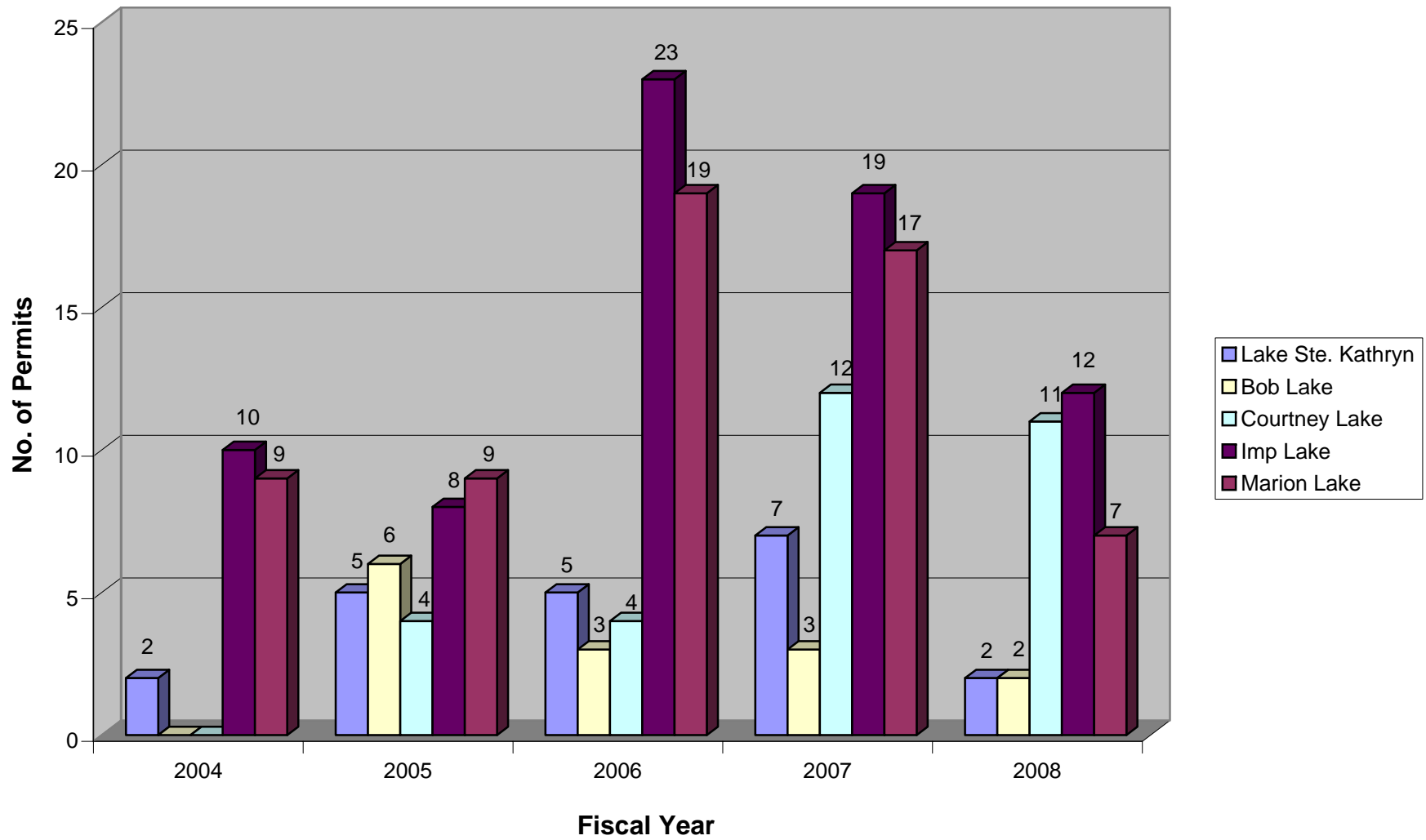


**CHEQUAMEGON-NICOLET NATIONAL FORESTS**  
 Campground Fee and Length of Stay Waiver Use Report

	Number of Permits							Number of Nights						
	2002	2003	2004	2005	2006	2007	2008	2002	2003	2004	2005	2006	2007	2008
Birch Grove	26	32	28	25	43	38	55	67	164	132	128	150	178	271
Wanoka	3	3	3	0	1	5	7	11	13	32	0	3	20	20
Twin Lakes	0	3	4	0	1	0	3		10	10	0	4	0	20
Namekagon	6	1	12	30	25	0	39	11	4	47	119	70	0	157
Lake Three	0	1	4	0	3	0	1	0	2	14	0	9	0	2
Day Lake	0	1	0	3	8	0	9	0	2	0	7	56	0	39
Horseshoe Lake	1	2	1	0	2	0	0	3	28	2	0	8	0	0
Ada Lake	0	3	0	0	3	0	4	0	27	0	0	6	0	34
Bear Lake	1	1	4	6	1	0	0	1	5	13	42	4	0	0
Laura Lake	0	2	1	1	0	0	0	0	4	1	6	0	0	0
Spectacle Lake	0	1	2	0	0	0	0	0	3	5	0	0	0	0
Franklin Lake	1	1	4	1	0	0	0	4	4	18	3	0	0	0
Black Lake	1	0	5	5	1	0	8	2	0	16	18	9	0	45
Beaver Lake	1	0	1	0	0	0	0	4	0	2	0	0	0	0
East Twin	1	0	1	0	0	0	0	1	0	1	0	0	0	0
Mineral Lake	2	0	2	0	0	0	0	10	0	5	0	0	0	0
Boulder Lake	2	0	4	4	0	0	1	6	0	14	32	0	0	2
Sevenmile	0	0	1	0	0	0	1	0	0	2	0	0	0	3
Emily	0	0	3	0	3	0	13	0	0	6	0	10	0	85
Two Lakes	0	6	6	16	16	16	38	0	25	19	69	70	80	198
Stock Farm	0	0	0	0	0	0	0	0	0	0	0	0	0	0
Luna-White Deer	2	0	1	0	0	0	0	28	0	3	0	0	0	0
Pine Lake	0	0	1	0	0	0	0	0	0	2	0	0	0	0
Richardson Lake	0	0	0	2	1	0	1	0	0	20	20	14	0	5
Moose Lake	0	0	0	2	0	0	1	0	0	13	13	1	0	9
Stevens Lake	0	0	0	0	1	0	0	0	0	0	0	1	0	0
Anvil Lake	0	0	0	0	1	0	1	0	0	0	0	3	0	7
Lost Lake	0	0	0	0	1	0	1	0	0	0	0	7	0	7
Laurel Lake	0	0	0	0	1	0	0	0	0	0	0	1	0	0
Kentuck Lake	0	0	0	0	1	0	0	0	0	0	0	2	0	0
Perch Lake						3	0						6	0
Remote Dev. CG	0	0	0	0	1	0	0	0	0	0	0	2	0	0
Total Permits	47	57	88	95	114	62	183	148	291	377	457	430	284	904

Notes: Perch Lake added in 2007

## Campground Fee & Length of Stay Waiver Use Report Ottawa National Forest



**OTTAWA NATIONAL FOREST**

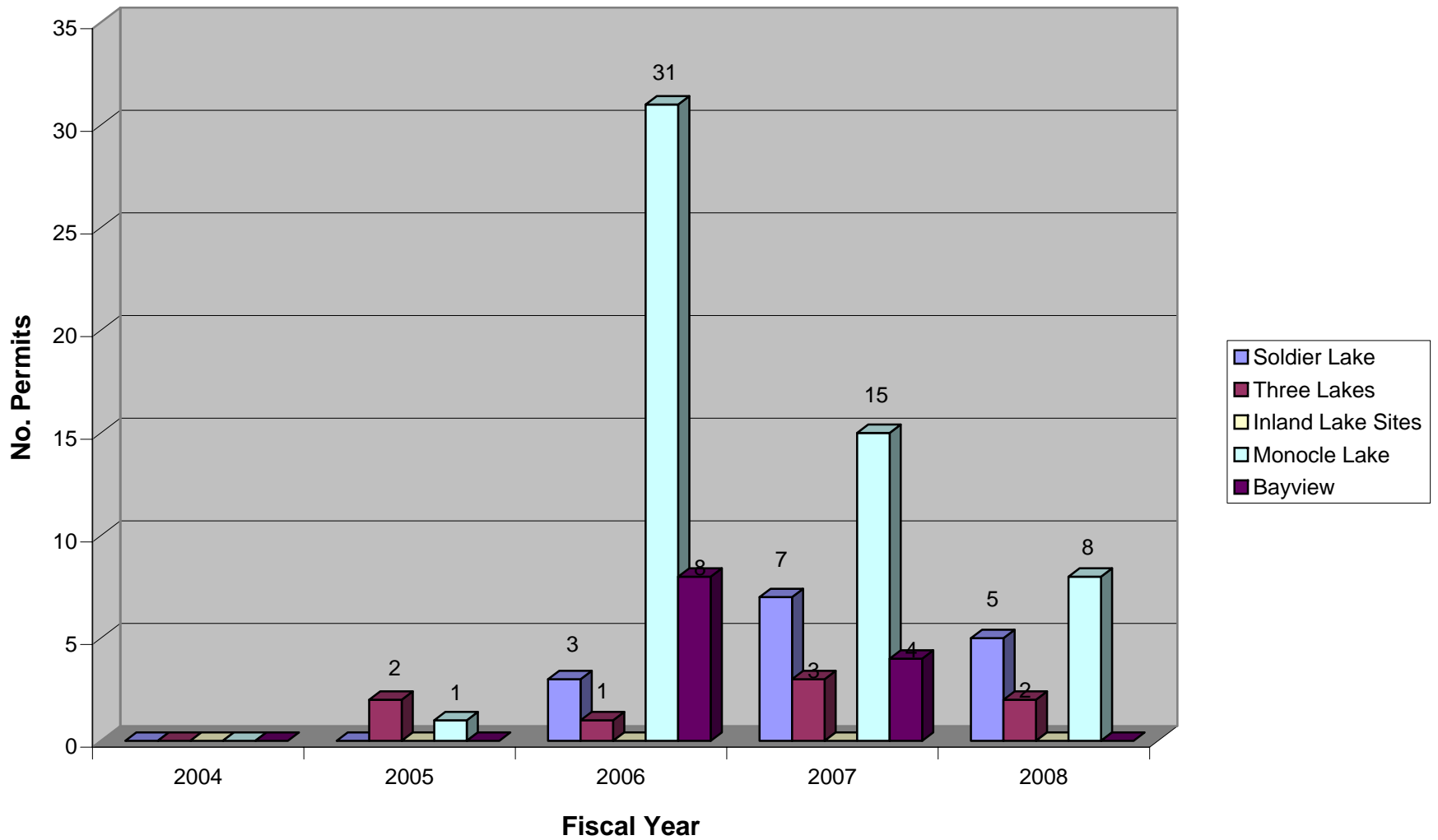
Campground Fee and Length of Stay Waiver Use Report

	Number of Permits							Number of Nights						
	2002	2003	2004	2005	2006	2007	2008	2002	2003	2004	2005	2006	2007	2008
Lake Ste. Kathryn	1	5	2	5	5	7	2	14	32	7	27	34	44	18
Norway Lake	2	7	3	5	1	5	7	3	25	16	25	3	26	29
Bob Lake	3	3	0	6	3	3	2	21	5	0	31	40	42	6
Courtney Lake	4	2	0	4	4	12	11	20	2	0	13	31	40	81
Imp Lake	0	6	10	8	23	19	12	0	27	135	99	261	218	152
Marion Lake	10	15	9	9	19	17	7	85	131	93	81	183	215	70
Lake Ottawa	1	0	0	0	0	0	0	3	0	0	0	0	0	0
Golden Lake	0	0	0	0	1	2	0	0	0	0	0	2	15	0
Black River Campground	0	0	0	0	2	1	0	0	0	0	0	24	3	0
Clark Lake	0	0	0	0	0	0	0	0	0	0	0	0	0	0
Perch Lake	0	0	0	0	0	1	0	0	0	0	0	0	7	0
	21	38	24	37	58	67	41	146	222	251	276	578	610	356

Notes: Clark Lake added in 2006



## Campground Fee & Length of Stay Waiver Use Report Hiawatha National Forest



**HIAWATHA NATIONAL FOREST**

Campground Fee and Length of Stay Waiver Use Report

	Number of Permits							Number of Nights						
	2002	2003	2004	2005	2006	2007	2008	2002	2003	2004	2005	2006	2007	2008
Soldier Lake	0	3	0	0	3	7	5	0	15	0	0	10	32	28
Three Lakes	1	0	0	2	1	3	2	3	0	0	9	2	8	6
Inland Lake Sites	2	0	0	0	0	0	0	7	0	0	0	0	0	0
Monocle Lake	0	0	0	1	31	15	8	0	0	0	3	174	108	54
Bayview	0	0	0	0	8	4	0	0	0	0	0	46	15	0
Totals	3	3	0	3	43	29	15	10	15	0	12	232	163	88