



# Catalog of FEMA Earthquake Publications

February 2007



FEMA



# Table of Contents

Individuals and Homeowners	1
Teachers and Kids	2
Community Planning and Public Policy	3
Building Professionals and Engineers	7
Residential	7
New Buildings	8
Existing Buildings	9
Nonstructural Components	12
Lifelines	14
Performance-Based Design	15
Special Construction Types—Steel Moment-Resisting-Frame Buildings	16
Special Construction Types—Evaluation and Repair of Concrete Buildings	17
Index of Publications	19

## How to Obtain Publications

Throughout this catalog, the following symbols are used to indicate whether each publication is available online, in print, or on a compact disc (CD):

 Available online     Available in print     Available on CD

Some publications are available in only one of these formats, while others are available in multiple formats.

**To view or download publications that are available online**

Please visit—<http://www.fema.gov/plan/prevent/earthquake/publications.shtm>

**To order copies of publications in print or on CD**

Please call 1-800-480-2520 or fax your request to 301-362-5335


**Cover Photograph Courtesy of:**

BRI Consulting Group

# Individuals and Homeowners

## Are You Ready? An In-depth Guide to Citizen Preparedness.

This guide provides citizens with step-by-step procedures on how to develop, practice, and maintain emergency plans for protecting lives and property before, during, and after a disaster. Also included is information for individuals and their families on how to assemble a disaster supplies kit with a sufficient quantity of food, water, and other supplies. The guide is also available in the Spanish language.



Are You Ready?

## Earthquake Home Hazard Hunt Poster. (FEMA 528)


This poster provides visuals and descriptions so that homeowners can identify and fix at-risk areas of their homes to reduce future earthquake damage and disruption.

## Earthquake Safety Checklist. (FEMA 526)

This quick reference guide helps individuals and families prepare for an earthquake and prevent earthquake-related damage to their homes. The easy-to-read brochure features instructions on conducting earthquake drills and “hazard hunts.” Also included are a checklist of disaster supplies, tips on what to do during and after an earthquake, and additional resources. (Available in multiple languages)

## Earthquake Safety Guide for Homeowners. (FEMA 530)


This updated safety guide, which was originally developed and published by the California Seismic Safety Commission, provides homeowners with a good start to strengthening their homes against earthquake damage. The guide also illustrates the relative cost of prevention versus repair or replacement. (Available in multiple languages)



FEMA 530

## Homebuilders' Guide to Earthquake Resistant Design and Construction. (FEMA 232)

This illustrated guide replaces the Homebuilders' Guide to Seismic Resistant Construction published in August 1998 as well as all earlier versions of FEMA 232. It presents seismic design and construction guidance for one- and two-family light frame residential structures that can be utilized by homebuilders, knowledgeable homeowners, and other non-engineers, and provides supplemental information to the 2003 edition of the *International Residential Code*. The guide presents background information on the principles of seismic resistance and how earthquake forces impact conventional residential construction and more detailed information on architectural considerations (site selection, foundation and foundation details, floors, shear walls, and roofs). Also included are discussions of masonry and stone elements, examples of typical floor plans for earthquake resistant one- and two-story homes, excerpts of seismic requirements from building codes, and checklists for homebuilders. The guide also presents a series of “above code recommendations” that provide low cost measures that would increase the performance of the building and help keep it functional after an earthquake.




FEMA 232

## Reducing the Risks of Nonstructural Earthquake Damage: A Practical Guide. Third Edition. (FEMA 74)

This well-illustrated publication describes the sources of nonstructural earthquake damage and provides information on effective methods of reducing potential risks from such damage. The guide assists in identifying potential hazards and provides specific guidance on upgrades that readers can do themselves. The guide contains diagrams and photographs, a glossary, references, and an annotated bibliography for those who wish additional information. A nonstructural inventory form, a checklist of nonstructural earthquake hazards, and an explanation of nonstructural risk ratings are included as appendices. The target audiences for the guide are building owners, facility managers, maintenance personnel, homeowners, store or office managers, business proprietors, organizational department heads, and others concerned with building safety and the continuation of business.

## Teachers and Kids



FEMA 529

### Drop, Cover, and Hold Poster. (FEMA 529)


This poster is intended for classroom use and updates a previous edition. The poster depicts a teacher and students in a classroom responding appropriately to the first sign of an earthquake (Drop, Cover, and Hold). (Available in multiple languages)

### Earthquake Preparedness: What Every Child Care Provider Needs to Know. (FEMA 240)

This publication features practical and low-cost techniques to make child care facilities safer in the event of an earthquake, whether they are based in a home or a larger facility. The publication offers tips for conducting earthquake drills and includes a checklist of supplies to keep on hand in an emergency kit.

### Earthquake Safety Activities for Children and Teachers. (FEMA 527)

This updated publication provides elementary school teachers with ready-to-use, hands-on activities that explain what happens during an earthquake, how to prepare for earthquake shaking, and how to stay safe during and after an earthquake. Included are a variety of handouts for students, including maps, songs, “hazard hunt” worksheets, and earthquake safety checklists.



FEMA 253CD

### Seismic Sleuths: Earthquakes – A Teacher's Package for Grades 7-12. (FEMA 253)


This package provides middle and high school teachers with information about the causes and effects of earthquakes. Activity sheets for students and background materials for teachers are provided in each of the volume's six units. The units assess students' knowledge about earthquakes and provide information about preparedness and emergency management; discuss the causes of earthquakes, including crustal stresses and the earth's structure, and their effects; present information on seismic waves and the development of seismology and instruments used to measure an earthquake's magnitude; explain the effects of earthquakes on buildings and earthquake resistant design techniques; and discuss earthquake preparedness and the reactions of different populations to historical earthquakes. The last unit provides a variety of summary and assessment activities and an extensive list of additional resources.

The CD-ROM, FEMA 253CD, Second Edition, 2005, contains the previously printed curriculum supplements that provide middle and high school teachers with background materials and activity sheets for students.

## The Adventures of Terry the Turtle and Gracie the Wonder Dog,

Grades 3-6. (FEMA 531)  

This storybook for children in grades 3-6 relates the adventures of the safety-conscious mayor of Shakeyville (Terry the Turtle) and a team of safety volunteers who meet with students at the local elementary school to teach them about earthquake safety. The students discover the importance of earthquake safety and preparedness. Included are suggestions for creating a disaster kit, illustrations of what to do if an earthquake happens (Drop, Cover, and Hold), and a list of resources.



FEMA 531

## Tremor Troop: Earthquakes – A Teacher's Package for K-6.

Revised Edition. (FEMA 159)   

This teacher's package for grades K-6 provides ready-to-use, hands-on activities for students and teachers on the science of earthquakes and earthquake safety. This edition contains assessments throughout the units, matrices linking activities to the National Science Education Standards, and a new glossary. Four of the five units are divided into levels by grades: Level 1, for grades K-2; Level 2, for grades 3-4; and Level 3, for grades 5-6. The lessons introduce how earthquakes are defined, why and where earthquakes occur, the physical results of earthquakes, and how earthquakes are measured. The fifth and final unit addresses earthquake safety and survival and includes activities for students in all grades K-6. At the end of each unit, ready-to-reproduce masters are provided for classroom use.

## Community Planning and Public Policy

### Creating a Seismic Safety Advisory Board: A Guide to Earthquake Risk Management. (FEMA 266)

This guide assists states, state coalitions, and local governments in creating, developing, and nurturing seismic safety advisory boards. The guide provides information on board operations, including staffing and funding a board, and guidelines for strategic planning and developing a model seismic risk management program to measure progress. The appendices include model executive orders, enabling legislation, staff duty descriptions, workshop designs, and workshop rosters; examples of an interstate compact, articles of incorporation, and corporate bylaws; a list of existing seismic safety advisory boards; and a lexicon of terms.

### Earthquake Insurance: A Public Policy Dilemma. (FEMA 68)

This report examines issues and problems associated with the availability and procurement of earthquake insurance from the point of view of consumers and providers. The report outlines the provisions of earthquake insurance policies currently available to homeowners, businesses, local governments, and special districts. It examines the extent to which earthquake insurance is purchased and why it may be unattractive to consumers. The federal role in providing or promoting earthquake insurance is reviewed. Policies are recommended for the Federal Government and others to develop a more adequate system of coverage.

## **Establishing Programs and Priorities for the Seismic Rehabilitation of Buildings: Handbook. (FEMA 174)**


This handbook and its supporting report (FEMA 173) provide the information needed to develop a seismic rehabilitation program and establish priorities for rehabilitation. Through the presentation of nationally applicable guidelines, the handbook helps local jurisdictions to make informed decisions about rehabilitating seismically hazardous existing buildings. Included are a review of the relevant technical and societal issues and a procedure to resolve these issues.

## **Establishing Programs and Priorities for the Seismic Rehabilitation of Buildings: Supporting Report. (FEMA 173)**

This publication is a supporting report to Establishing Programs and Priorities for the Seismic Rehabilitation of Buildings: Handbook (FEMA 174). It includes additional information and commentary, annotated bibliographies, and reproductions of selected laws and ordinances that are summarized in FEMA 174.

## **Expanding and Using Knowledge to Reduce Earthquake Losses: The National Earthquake Hazards Reduction Program Strategic Plan 2001-2005. (FEMA 383)**

This Strategic Plan was submitted to Congress in response to P.L. 95-124 (as amended) and P.L. 101-614 (as amended). The Strategic Plan guides federal earthquake research, loss reduction, and mitigation efforts in the U.S.; articulates the mission and goals of the NEHRP; provides a framework for priority-setting and the coordination of activities by the four NEHRP agencies and their partners; and defines priority areas for the future.



FEMA 383

## **Financial Incentives for Seismic Rehabilitation of Hazardous Buildings — An Agenda for Action. Volume 1: Findings, Conclusions, and Recommendations. (FEMA 198)**

The Financial Incentives series publications (Volumes 1-3, FEMA 198, FEMA 199, and FEMA 216) identify and describe the existing and potential regulatory and financial mechanisms and incentives for lessening the risks posed by existing buildings in an earthquake. Volume 1 includes a discussion of the methodology used in this series, background information on financial incentives, and findings, conclusions, and recommendations for decision makers at the local, state, and national levels.

## **Financial Incentives for Seismic Rehabilitation of Hazardous Buildings — An Agenda for Action. Volume 2: State and Local Case Studies and Recommendations. (FEMA 199)**


The Financial Incentives series publications (Volumes 1-3, FEMA 198, FEMA 199, and FEMA 216) identify and describe the existing and potential regulatory and financial mechanisms and incentives for lessening the risks posed by existing buildings in an earthquake. Volume 2 includes detailed descriptions of the 20 case studies that were examined as part of the project.

## Financial Incentives for Seismic Rehabilitation of Hazardous Buildings – An Agenda for Action. Volume 3: Applications Workshops. (FEMA 216)

The Financial Incentives series publications (Volumes 1-3, FEMA 198, FEMA 199, and FEMA 216) identify and describe the existing and potential regulatory and financial mechanisms and incentives for lessening the risks posed by existing buildings in an earthquake. Volume 3 provides an account of workshops conducted to develop local agendas for action. It includes directions for convening additional workshops and teaching materials that can be used in workshops. Groups interested in planning local seismic rehabilitation programs can use this document as a guide to convene a workshop to initiate the process.

## HAZUS 99 Estimated Annualized Earthquake Losses for the United States. (FEMA 366)

The report summarizes ways to identify earthquake risk and describes the procedures used to develop economic loss estimates. Intended for policy makers, practitioners, and researchers who have roles in assessing risk and responding to natural disasters, this study is based on loss estimates generated by Hazards U.S. (HAZUS). Through a series of maps and tables, actual loss estimates are presented at the county, metropolitan, and state levels. The appendices include a glossary, an overview of HAZUS, and probabilistic hazard data.



FEMA 366

## Landslide Loss Reduction: A Guide for State and Local Government Planning. (FEMA 182)

This guide provides information for state and local officials involved in landslide mitigation. The chapters describe the benefits of landslide mitigation; causes and types of landslides; hazard identification, assessment, and mapping; the transfer and use of information; loss-reduction techniques; plan preparation and review; and approaches to overcoming problems. Illustrations provide additional information on the causes of and damage resulting from landslides.

## Loss-Reduction Provisions of a Federal Earthquake Insurance Program: Final Report. (FEMA 200)


This report was developed in anticipation of proposed legislation on federal earthquake insurance. The report provides recommendations for incorporating loss reduction measures into federal insurance and re-insurance programs. The report covers seismic risk analysis methods with a loss-reduction component, analyzes the socioeconomic impact of feasible approaches, and addresses these measures in various federal contexts.

## Loss-Reduction Provisions of a Federal Earthquake Insurance Program: Final Report Summary. (FEMA 201)

This abridged report provides the introductory material from Loss-Reduction Provisions of a Federal Earthquake Insurance Program: Final Report (FEMA 200). Included are the acknowledgments, the executive summary, the project summary, and the initial tables.

## Planning for Seismic Rehabilitation: Societal Issues. (FEMA 275)

This publication provides users with an understanding of the social and public policy issues that may accompany seismic rehabilitation, such as demographic, social, and economic impacts; historic property restrictions; resident dislocations; and business interruptions. The publication presents a four-step decision process to assist local officials, private owners, and design professionals in determining the need for rehabilitation. It includes an “escalation ladder” to assist in understanding the degree of conflict that might be generated and the implications of choosing particular strategies.



FEMA 474

## Promoting Seismic Safety: Guidance for Advocates. (FEMA 474)

This booklet offers research-based advice to assist seismic safety advocates in presenting risk reduction information and ideas. The full-version of Promoting Seismic Safety: Guidance for Advocates is a 200-plus page report that consists of two parts. Part One is this guidance document for advocates. Part Two is a set of background papers developed by the authors as part of the project. PDF files for Part Two can be downloaded from the MCEER website at <http://mceer.buffalo.edu>.

## Promoting the Adoption and Enforcement of Seismic Building Codes: A Guidebook for State Earthquake and Mitigation Managers.

### (FEMA 313)

This guidebook provides background information and education materials to help state officials promote the adoption, administration, and enforcement of state and local model building codes that contain the latest seismic provisions. The guidebook describes the purpose, function, and effectiveness of building codes in general and seismic codes in particular and presents a step-by-step process for adopting and administering state or local codes. The appendices include the history and principles of seismic design; a state-by-state listing of state codes and code influences; seismic design practices in the U.S.; examples of state and local building codes and state legislation; services of three model code organizations in the U.S.; and resources, recommended readings, and educational materials.

## Seismic Considerations for Communities at Risk. (FEMA 83)

This publication provides individuals and community decision-makers with information that they can use to assess seismic risk, make informed decisions about seismic safety in their communities, and determine what can be done to mitigate risk. The publication includes information on the scope of earthquake risk in the U.S., the effects of earthquakes on buildings, how design can reduce earthquake effects, and the importance of seismic codes and the NEHRP Provisions. Also included are factors to consider when deciding whether and how to take action to reduce earthquake risk and suggestions for stimulating community action.

## Seismic Rehabilitation of Buildings: Strategic Plan 2005. (FEMA 315)

This publication discusses the mission, history, and results of FEMA's Existing Building Program (EBP) and provides 4 objectives and 25 tasks to be carried out through the EBP. The four objectives are to 1) promote seismic rehabilitation and advance the implementation of previously developed materials; 2) monitor the use of and refine existing materials; 3) develop new seismic rehabilitation tools; and 4) consider new program directions for the EBP. Estimated costs for the next 10-15 years and guidelines for plan implementation are also included. The plan broadens the EBP's original goal by emphasizing the protection of the nation's economy. The publication describes how this can be accomplished by limiting fatalities, life-threatening injuries, and property and economic losses from earthquakes through an increase in the number of seismically resistant buildings in all areas of identified earthquake risk.



## Seismic Retrofit Incentive Programs: A Handbook for Local Governments. (FEMA 254)

This handbook assists local government officials in developing seismic retrofit incentive programs. The handbook summarizes several case studies that describe the steps that seven California cities have taken to promote and implement retrofitting in their communities. Included are sections on using zoning as an incentive to retrofit; local government finance options; a description of the Unreinforced Masonry Buildings (URM) law and of recent legislation; and liability implications and considerations in the event of an earthquake.

## Societal Implications: Selected Readings. (FEMA 84)

These selected readings provide participants in the building process at the local, state, and regional levels with information on the most significant societal implications of adopting new or improved seismic regulations for new buildings. Included are papers on the estimated impact of the NEHRP Recommended Provisions on design and construction costs, seismic hazards in various areas of the U.S., seismic safety codes, current seismic hazard mitigation practices and programs, and recent seismic safety policy research. The book also contains an extensive bibliography, a list of information sources, and a glossary of terms.

## Strategy for National Earthquake Loss Reduction. (FEMA 280)


This report provides an overview of the National Earthquake Hazards Reduction Program (NEHRP). Chapters provide information on the need for the NEHRP, the national strategy and goals of the program, program targets and responsibilities, utilization of new technologies, and program implementation.

## Building Professionals and Engineers

### Residential

## Homebuilders' Guide to Earthquake Resistant Design and Construction. (FEMA 232)

This illustrated guide replaces the Homebuilders' Guide to Seismic Resistant Construction published in August 1998 as well as all earlier versions of FEMA 232. It presents seismic design and construction guidance for one- and two-family light frame residential structures that can be utilized by homebuilders, knowledgeable homeowners, and other non-engineers, and provides supplemental information to the 2003 edition of the *International Residential Code*. The guide presents background information on the principles of seismic resistance and how earthquake forces impact conventional residential construction and more detailed information on architectural considerations (site selection, foundation and foundation details, floors, shear walls, and roofs). Also included are discussions of masonry and stone elements, examples of typical floor plans for earthquake resistant one- and two-story homes, excerpts of seismic requirements from building codes, and checklists for homebuilders. The guide also presents a series of "above code recommendations" that provide low cost measures that would increase the performance of the building and help keep it functional after an earthquake.




FEMA 232

## New Buildings

### Communicating with Owners and Managers of New Buildings on Earthquake Risk. (FEMA 389)

This publication facilitates the education of building owners and managers on the seismic risk management tools that can be effectively and economically employed during the building development phase. The document, which is intended primarily for design professionals, introduces and discusses 1) seismic risk management and the development of a risk management plan; 2) emerging concepts in performance based seismic design; and 3) seismic design and performance issues related to six specific building occupancies: commercial office facilities, retail commercial facilities, light manufacturing facilities, health care facilities, local schools (K-12), and higher education (university) facilities. The document also provides guidance for identifying and assessing earthquake-related hazards during the site selection process.



FEMA 424

### Design Guide for Improving School Safety in Earthquakes, Floods, and High Winds. (FEMA 424)

This guide provides design guidance for the protection of school buildings (K-12) and their occupants against natural hazards. It focuses on the design of new schools but the repair, renovation, and extension of existing schools is also addressed. The guide introduces two core concepts: multi-hazard design and performance-based design. The guide emphasizes that identification of hazards and their frequency must be considered and integrated with all other design concerns from the inception of the site selection and building design process.

### Designing for Earthquakes: A Manual for Architects. (FEMA 454)

This publication explains the principles of seismic design in ways that are easy to understand for those without a technical background in engineering and seismology. Although intended primarily for architects, the publication may also be of interest to building officials, owners, managers, and tenants as well as emergency management personnel, engineers, and others concerned with the seismic protection of buildings. Topics covered include the nature of seismic hazards, how buildings are affected by earthquake-induced ground motion, building site selection and assessment, how design decisions affect building seismic performance, seismic codes and performance-based design, the historical development of earthquake-resistant design, common retrofit techniques for existing buildings, protection of nonstructural components, and how earthquake protection relates to protection from other hazards. (Available spring 2007)

### NEHRP Recommended Provisions: Design Examples. (FEMA 451)

This CD-ROM-only publication provides a series of design examples using the 2003 edition of the NEHRP Recommended Provisions for different types of construction materials and building configurations. These design examples demonstrate the design procedures used in the NEHRP Recommended Provisions, which serve as the basis for the nation's building codes, and make an excellent training tool.



FEMA 451CD

## NEHRP Recommended Provisions and Commentary for Seismic Regulations for New Buildings and Other Structures. 2003 Edition.

(FEMA 450)  

The latest edition of the NEHRP Recommended Provisions for Seismic Regulations for New Buildings and Other Structures is the seventh edition of this document. Similar to preceding editions, it has the consensus approval of the Building Seismic Safety Council (BSSC) membership. The Provisions present criteria for the design and construction of new buildings and additions and alterations to existing buildings and non-building structures, such as vessels, silos, piers, hydraulic structures, chimneys, and towers to enable them to resist the effects of earthquake ground motions. This update consists primarily of new material in select areas intended to keep the document at the cutting edge of seismic design practices. Examples of new material include anchorage to concrete; pushover design; glass in glazed curtain walls, glazed storefronts, and glazed partitions; simplified design procedures; a comprehensive procedure for the design of structures with energy dissipating devices; and a comprehensive treatment of design of steel moment-frame structures based on the research results of a FEMA-funded project started after the 1994 Northridge earthquake. Previous (2000) editions of the NEHRP Provisions and Commentary are available as FEMA 368 and 369 (on CD-ROM only).

The seismic hazard maps included in this publication are also available on CD-ROM (Seismic Design Parameters) and can be purchased from the BSSC at <http://www.bssconline.org/pubs/seismic.html>.

## Non-Technical Explanation of the 1994 NEHRP Recommended Provisions. (FEMA 99)


This publication is an introduction to the 1994 edition of the NEHRP Recommended Provisions for Seismic Regulations for New Buildings. Although the NEHRP Provisions have been updated several times since 1994, most recently in 2003, the non-technical explanations provided in this publication remain useful for lay audiences. The publication explains the nature of ground motion generated by earthquakes, how ground motion affects buildings, the techniques used to design against earthquake forces, and how the Provisions translate this information into simple, uniform criteria and requirements for designers and builders.

### Existing Buildings


## Incremental Seismic Rehabilitation Publications.

(FEMA 395–400 and 420)  

These publications present an innovative approach that phases a series of discrete rehabilitation actions implemented over a period of several years. *Incremental seismic rehabilitation* is an effective, affordable, and non-disruptive strategy for responsible mitigation action. It can be integrated efficiently into ongoing facility maintenance and capital-improvement operations to minimize cost and disruption. The strategy of incremental seismic rehabilitation makes it possible to get started now on improving earthquake safety. The publications in the series address different occupancies including schools, hospitals, apartment buildings, office buildings, and hotels. The material in these *occupancy manuals* is targeted to building owners, facility managers, financial and risk managers, and others who have a role in building safety and loss reduction. A companion manual targeted to engineers and design professionals (FEMA 420) will also be available by spring 2007.



FEMA 450CD



FEMA 396

### **FEMA 395, Incremental Seismic Rehabilitation of School Buildings (K–12)**

This manual provides school administrators and board members with the information they need to assess the seismic vulnerability of existing school buildings and to implement a program of incremental seismic rehabilitation.

### **FEMA 396, Incremental Seismic Rehabilitation of Hospital Buildings**

This manual provides health care administrators and board members with the information they need to assess the seismic vulnerability of hospitals and other existing health care facilities, and to implement a program of incremental seismic rehabilitation.

### **FEMA 397, Incremental Seismic Rehabilitation of Office Buildings**

Office buildings may be owned by partnerships, individuals, pension funds, real estate investment trusts, and other entities. This manual provides the information that these owners need to assess the seismic vulnerability of their buildings and to implement a program of incremental seismic rehabilitation.

### **FEMA 398, Incremental Seismic Rehabilitation of Multifamily Apartment Buildings**

This manual is designed for partnerships, individuals, pension funds, real estate investment trusts, and other entities who own Class A, B, or C multifamily buildings. It provides the information that these owners need to assess the seismic vulnerability of their buildings and to implement a program of incremental seismic rehabilitation.

### **FEMA 399, Incremental Seismic Rehabilitation of Retail Buildings**

This manual is targeted to partnerships, individuals, pension funds, real estate investment trusts, and other entities who own Class A, B, or C retail buildings. It provides the information that these owners need to assess the seismic vulnerability of their buildings and to implement a program of incremental seismic rehabilitation.

### **FEMA 400, Incremental Seismic Rehabilitation of Hotel/Motel Buildings**

This manual provides the owners of hotels and motels with the information they need to assess the seismic vulnerability of their buildings and to implement a program of incremental seismic rehabilitation.


Companion publication available by spring 2007—

### **FEMA 420, Engineering Guideline for Incremental Seismic Rehabilitation**

This publication provides guidance for engineers and architects on implementing programs of incremental seismic rehabilitation for building owners. It reviews all FEMA publications that contain information on seismic evaluation and rehabilitation of existing buildings, and provides guidance on how to apply that information to incremental seismic rehabilitation programs.

## **Prestandard and Commentary for the Seismic Rehabilitation of Buildings. (FEMA 356)**

This publication supersedes the NEHRP Guidelines for the Seismic Rehabilitation of Buildings (FEMA 273) and related NEHRP Commentary (FEMA 274) and converts these publications into mandatory prestandard language. This Prestandard serves as a nationally applicable tool for design professionals, code officials, and building owners undertaking the seismic rehabilitation of existing buildings. The publication contains two parts. The Provisions include technical requirements for seismic rehabilitation. The Commentary explains the Provisions. Chapters include requirements; analysis procedures; foundations and geologic site hazards; steel; concrete; masonry; wood and light metal framing; seismic isolation and energy dissipation; simplified rehabilitation; architectural, mechanical, and electrical components; and use of this Prestandard for risk mitigation programs. (Please note that FEMA 356 has been superseded by American Society of Civil Engineers [ASCE] 41, Seismic Rehabilitation of Buildings.)




FEMA 397

## Rapid Visual Screening of Buildings for Potential Seismic Hazards:

### A Handbook. Second Edition. (FEMA 154)

This handbook presents a method to quickly identify, inventory, and rank buildings posing risk of death, injury, or severe curtailment in use following an earthquake. The Rapid Visual Screening (RVS) procedure can be used by trained personnel to identify potentially hazardous buildings with a 15- to 30-minute exterior inspection, using a data collection form included in the handbook. A significant difference in the second edition is the need for a higher level of technical engineering expertise on the part of the users. The structural scoring system has been revised, based on new information, and the handbook has been shortened and focused to make it easier to use. The target audiences for this guide are building officials, engineers, architects, building owners, emergency managers, and interested citizens.

The CD-ROM, FEMA 154CD, Second Edition, 2005, supplements FEMA 154 and contains PowerPoint slides with instructor notes; the RVS Student Manual (FEMA 154SM); data collection forms; and the PDF and text files of FEMA 154.



FEMA 154

## Rapid Visual Screening of Buildings for Potential Seismic Hazards:

### Supporting Documentation. Second Edition. (FEMA 155)

This companion document to the Rapid Visual Screening (RVS) handbook (FEMA 154) provides the technical basis for the updated RVS procedure. The document summarizes results from the efforts to solicit user feedback and describes in detail the development of the Basic Structural Hazard Score and the Score Modifier.

## Seismic Rehabilitation of Federal Buildings: A Benefit/Cost Model.

### Volume 1: A User's Manual. (FEMA 255)


This user's manual and accompanying software present a second-generation benefit-cost model for the seismic rehabilitation of federal and other government buildings. The benefit-cost methodology provides facility managers, design professionals, and other decision makers with estimates of the benefits (avoided damages, losses, and casualties) of seismic rehabilitation and the estimated costs needed to implement rehabilitation. The methodology also generates detailed scenario estimates of damages, losses, and casualties. A tutorial and benefit-cost analysis of eight federal buildings are included. (Note: Computers must have Windows and Quattro Pro in order to operate the software, which is provided on 3½-inch diskettes.)

Alternative benefit-cost software and related technical assistance is available through FEMA's Pre-Disaster Mitigation Grant Program. Information about this compact-disc-based software, which includes structural and nonstructural earthquake data-documentation templates, can be found at [www.fema.gov/government/grant/bca.shtm#1](http://www.fema.gov/government/grant/bca.shtm#1). Additional information about benefit-cost analysis related to natural hazard mitigation is available in the report entitled Natural Hazard Mitigation Saves: An Independent Study to Assess the Future Savings from Mitigation Activities. This document, prepared by the Multihazard Mitigation Council, is available online at [www.nibs.org/MMC/mmcactiv5.html](http://www.nibs.org/MMC/mmcactiv5.html).

## Seismic Rehabilitation of Federal Buildings: A Benefit/Cost Model.

### Volume 2: Supporting Documentation. (FEMA 256)

This supporting documentation contains background information for FEMA 255, including information on valuing public sector services, discount rates and multipliers, the dollar value of human life, and technical issues that affect benefit-cost analysis, such as seismic risk assessment and sensitivity analysis.



FEMA 547

### Techniques for the Seismic Rehabilitation of Existing Buildings.

#### (FEMA 547)

This seismic rehabilitation techniques document is part of the National Earthquake Hazards Reduction Program (NEHRP) family of publications addressing seismic rehabilitation of existing buildings. It describes common seismic rehabilitation techniques used for buildings represented in the set of standard building types in FEMA seismic publications. This document supersedes FEMA 172, NEHRP Handbook of Techniques for the Seismic Rehabilitation of Existing Buildings, which was published in 1992. Since then, many rehabilitation techniques have been developed and used for repair and rehabilitation of earthquake-damaged and seismically deficient buildings.

### Typical Costs for Seismic Rehabilitation of Existing Buildings. Volume 1:

#### Summary. Second Edition. (FEMA 156)

This publication provides a methodology to estimate the costs of seismic rehabilitation projects at various locations in the United States. This edition is based on a sample of almost 2,100 projects, with data collected using a standard protocol, strict quality control verification, and a reliability rating. A sophisticated statistical methodology applied to this database yields cost estimates of increasing quality and reliability as more and more detailed information on the building inventory is used in the estimation process. Guidance is also provided to calculate the range of uncertainty associated with this process.

### Typical Costs for Seismic Rehabilitation of Existing Buildings. Volume 2:

#### Supporting Documentation. Second Edition. (FEMA 157)

This document is a companion volume to FEMA 156. The document provides an in-depth discussion of the approaches and methodology that were used in developing the second edition of FEMA 156.

## Nonstructural Components

### Installing Seismic Restraints for Duct and Pipe. (FEMA 414)

This is one of three fully illustrated guides that show equipment installers how to attach mechanical equipment (FEMA 412), electrical equipment (FEMA 413), and duct and pipe (FEMA 414) to buildings to minimize earthquake damage. The guides describe various types of equipment and include a chart that identifies the types of recommended equipment, the configuration for restraint, and the type of attachment needed. Step-by-step instructions and precautions for each type of equipment and methods for installing the equipment are included. Examples of anchoring and seismic restraint devices; attachment types and instructions for installing equipment in different configurations; and special cases for housekeeping pads, cable assemblies, supports for control panels, and residential equipment are included. The publication does not cover non-building structural framing required to elevate equipment above the floor.

## Installing Seismic Restraints for Electrical Equipment. (FEMA 413)

This guide provides equipment installers with information on how to attach electrical equipment to buildings to minimize earthquake damage. Many examples of attachments are presented, including anchors and seismic restraints. An electrical danger instruction chart and safety requirements and codes are included.

## Installing Seismic Restraints for Mechanical Equipment. (FEMA 412)


This illustrated guide shows equipment installers how to attach mechanical equipment to a building to minimize earthquake damage. Many examples using anchoring and seismic restraint devices are included. The guide begins with a list of various types of equipment and includes a chart that identifies the equipment, the recommended configuration for restraint, and the type of attachment needed. The second section provides examples of attachment types with instructions for installing equipment in different configurations. The third section provides examples of anchors, showing various types of anchors used to connect equipment to a building. The fourth section presents special cases, including housekeeping pads, cable assemblies, supports for control panels, and residential equipment. Step-by-step instructions and special precautions are given for each type of equipment, the method for installing the equipment, and the attachment type needed. The guide does not cover non-building structural framing required to elevate equipment above the floor.

## Reducing the Risks of Nonstructural Earthquake Damage: A Practical Guide. Third Edition. (FEMA 74)

This well-illustrated publication describes the sources of nonstructural earthquake damage and provides information on effective methods of reducing potential risks from such damage. The guide assists in identifying potential hazards and provides specific guidance on upgrades that readers can do themselves. The guide contains diagrams and photographs, a glossary, references, and an annotated bibliography for those who wish additional information. A nonstructural inventory form, a checklist of nonstructural earthquake hazards, and an explanation of nonstructural risk ratings are included as appendices. The target audiences for the guide are building owners, facility managers, maintenance personnel, homeowners, store or office managers, business proprietors, organizational department heads, and others concerned with building safety and the continuation of business.

## Seismic Considerations for Steel Storage Racks Located in Areas Accessible to the Public. (FEMA 460)

This report highlights issues for consideration in the seismic design, installation, ongoing inspection, maintenance, and use of steel single selective pallet storage racks located in areas of retail warehouse stores and other facilities accessible to the general public. (The considerations apply only to single selective steel pallet storage racks with contents elevated 8 feet or more above the ground.) Included are a review of the performance of storage racks in past earthquakes; a history of the development of codes and standards used for storage rack design and current storage rack design practices; guidance on recommended performance goals and design requirements for storage racks; guidelines for implementation/responsibilities associated with the specification, procurement, and installation of pallet storage racks; suggested guidance for securing contents; recommendations for operations and use; suggested guidance for quality assurance programs; a discussion of current and past storage rack research and testing; suggestions for post-earthquake inspections; and proposed modifications to seismic design provisions and standards for racks. Most of the report is intended for all readers with an interest in the seismic protection of steel single selective pallet storage racks and their contents. Chapters 4 through 6 and Appendices A through D are very technical and will be of interest primarily to rack design engineers and seismic code and standards writers.



FEMA 460


## Lifelines

### Collocation Impacts on the Vulnerability of Lifelines during Earthquakes with Applications to the Cajon Pass, California. (FEMA 226)

This report presents a new analysis method to identify the increase in the seismic vulnerability of individual lifeline systems (communication systems, electric power systems, fuel pipelines, and transportation lifelines) due to their proximity to other lifelines in the Cajon Pass. The method calculates a parameter that can be used to adjust the damage state values for shaking as determined by the ATC 13 damage probability matrices. The primary objective of the study was to determine how the time to restore full service would be affected by the collocation of several types of lifelines in the same congested corridor. The new method is applied to the Cajon Pass lifelines. The design program, AutoCAD, is used to develop overlays of the lifeline routes with seismic and geologic information presented in the inventory report (FEMA 225).

### Collocation Impacts on the Vulnerability of Lifelines during Earthquakes with Applications to the Cajon Pass, California: Study Overview. (FEMA 221)

This report summarizes a study of lifeline systems located along the Cajon Pass in southern California. The study included analysis of communication lifelines, electric power lifelines, fuel pipelines, and transportation lifelines. The report evaluates how collocation may influence each lifeline's seismic vulnerability. A brief description of the screening tool developed during the study is provided.



FEMA 202

### Earthquake Resistant Construction of Electric Transmission and Telecommunication Facilities Serving the Federal Government.

(FEMA 202) 

This report summarizes a National Institute of Standards and Technology study that reviewed measures implemented by federal agencies to protect electric power transmission and telecommunication lifelines against seismic hazards. The report examines the seismic vulnerability of these lifelines and discusses current standards and design criteria. Seismic retrofitting techniques for components and systems are reviewed, including the benefits of retrofitting versus gradual replacement. A summary of federal practices in the design of new facilities and the retrofit of existing facilities is included.

### Earthquake Resistant Construction of Gas and Liquid Fuel Pipeline Systems Serving or Regulated by the Federal Government. (FEMA 233)

This report summarizes the vulnerability of gas and liquid fuel pipeline systems to damage in past earthquakes. The report lists the available standards and technologies that can protect such facilities against earthquake damage. An overview of measures taken by various federal agencies to protect pipeline systems is presented. The appendix presents summaries of statements made by representatives of federal agencies and other organizations contacted during the study.

### Inventory of Lifelines in the Cajon Pass, California. (FEMA 225)

This report provides an inventory of the major lifeline systems in the Cajon Pass. The report describes the earthquake and geologic analysis tools available to identify and define the level of seismic risk to those lifelines. The vulnerabilities occurring from the siting of multiple lifeline systems in confined and at risk areas due to their interactions from natural and manmade disasters are evaluated. Potential mitigation techniques for communication lifelines, electrical power lifelines, fuel pipelines, and transportation lifelines are identified. Detailed maps indicate lifeline locations. The report also discusses seismic hazards and predictive models for evaluating the damage potentials associated with the various seismic hazards.



## Plan for Developing and Adopting Seismic Design Guidelines and Standards for Lifelines. (FEMA 271)

This document outlines a plan for developing and adopting design and construction standards for lifelines. The plan 1) establishes performance criteria for the construction, maintenance, and operation of new and existing lifeline systems, equipment, and materials for selected levels of seismic risk; 2) provides a basis for technical specifications for use by buyers and sellers of lifeline products and services to reduce the vulnerability of lifeline systems to earthquakes; and 3) provides a reliable basis for regulations to protect public health, safety, and welfare. Five types of lifeline systems are presented: electric, gas and liquid fuel, telecommunications, transportation, and water systems.

## Seismic Vulnerability and Impact of Disruption of Lifelines in the Conterminous United States. (FEMA 224)

This report provides a national overview of lifeline seismic vulnerability and the impact of disruption. Both site specific lifelines and extended lifeline networks are examined. Included is a review of electric, water, transportation, and emergency service systems. The vulnerability estimates and impacts are presented in terms of estimated direct damage losses and indirect economic losses. The report also presents hazard mitigation measures and their expected benefits and recommendations for future work.

### Performance-Based Design


## Action Plan for Performance Based Seismic Design. (FEMA 349)

This document, published as a “final draft,” explores the steps required to successfully implement performance-based seismic design (PBSD). Topics discussed include the need for changes in current seismic design practice, the definition of performance-based design, and the products necessary for its effective adoption. Products include 1) A Planning and Management Program; 2) Structural Performance Products (SPP); 3) Nonstructural Performance Products (NPP); 4) Risk Management Products (RMP); 5) PBSD Guidelines; and 6) A Stakeholders’ Guide. The costs involved in obtaining both a basic framework and full implementation for PBSD are also outlined.


## Improvement of Nonlinear Static Seismic Analysis Procedures. (FEMA 440)

This state-of-the-art resource captures the latest advances in nonlinear static analysis. It evaluates FEMA and Applied Technology Council (ATC) procedures for estimating the response of structures to ground shaking and attempts to address the significantly different results in estimates of maximum displacement that these procedures generate. This report sets the stage for future improvements to FEMA 356 or the ATC report, Seismic Evaluation and Retrofit of Concrete Buildings (ATC-40).

The CD-ROM, FEMA 440CD, June 2005, contains the document (FEMA 440) and supplementary summaries in PDF files.



FEMA 440



FEMA 445

## Next-Generation Performance-Based Seismic Design Guidelines: Program Plan for New and Existing Buildings.

(FEMA 445)  

This publication is a step-by-step program plan for the current FEMA project with the Applied Technology Council to develop next-generation performance-based seismic design procedures and guidelines for structural and nonstructural components in new and existing buildings. This plan offers a background on current code design procedures, introduces performance-based seismic design concepts, identifies improvements needed in current seismic design practice, and outlines the tasks and projected costs for a two-phase program to develop next-generation performance-based seismic design procedures and guidelines.

### Special Construction Types—Steel Moment-Resisting-Frame Buildings

#### A Policy Guide to Steel Moment-Frame Construction. (FEMA 354)

This guide addresses the social, economic, and political issues related to the earthquake performance of steel moment-frame buildings. Written for building owners, local community officials, and other non-technical audiences, this guide also discusses the relative costs and benefits of implementing the design criteria recommended in FEMA 350 through FEMA 353.

#### Recommended Postearthquake Evaluation and Repair Criteria for Welded Steel Moment-Frame Buildings. (FEMA 352)

This report provides recommendations for performing inspections to detect damage in steel moment-frame buildings following an earthquake; evaluating the damaged buildings' safety in a postearthquake environment; and repairing damaged buildings. Chapters cover inspection and classification of damage; preliminary postearthquake assessment; detailed postearthquake evaluations; and postearthquake repair. The appendices include procedures for performance evaluation; sample placards that may be used to post buildings following preliminary postearthquake evaluations; and sample inspection forms that may be used to record damage detected in beam-column connections as part of a detailed postearthquake inspection program.

#### Recommended Seismic Design Criteria for New Steel Moment-Frame Buildings. (FEMA 350)

This resource document for organizations engaged in the development of building codes and standards provides recommended guidelines for the design and construction of steel moment-frame buildings and alternative performance-based design criteria. It supplements the NEHRP Recommended Provisions for Seismic Regulations for New Buildings and Other Structures. A series of pre-qualified connection details, as well as a detailed procedure for performance evaluation, is included.

#### Recommended Seismic Evaluation and Upgrade Criteria for Existing Welded Steel Moment-Frame Buildings. (FEMA 351)

This publication provides recommended methods for evaluating the probable performance of existing steel moment-frame buildings in future earthquakes. It presents guidelines on how to retrofit these buildings for improved performance, a simplified procedure for estimating the probable post-earthquake repair costs, and methods for developing building-specific vulnerability and loss functions for steel moment-frame buildings.

## Recommended Specifications and Quality Assurance Guidelines for Steel Moment-Frame Construction for Seismic Applications. (FEMA 353)

This two-part publication provides recommended specifications for the fabrication and erection of steel moment-frames for seismic applications. Part One covers recommended specifications, including information on products; execution; welded joint and fabrication details; and quality control and assurance. Part Two outlines quality assurance guidelines; contractor qualifications and quality tasks; quality assurance agency qualifications and quality assurance tasks; and recommended methods for determining whether structural steel materials, welded joints, and bolted joints meet the applicable standards. The recommended design criteria contained in FEMA 350, FEMA 351, and FEMA 352 are based on the standards contained in this document.

## Seismic Design Criteria for Steel Moment-Frame Structures. (FEMA 355CD)

This CD-ROM contains a library of technical reports on the seismic design criteria, evaluation, repair, and specifications of steel moment-frame buildings. The CD-ROM includes four resource documents (FEMA 350 through FEMA 353) intended primarily for organizations engaged in the development of building codes and standards for regulation of the design, construction, repair, and upgrade of steel moment-frame structures that may be subject to the effects of earthquakes. The CD-ROM contains six reports (FEMA 355 A-F) that provide detailed explanations of the basis for the design criteria and evaluation recommendations for base metals, welding, systems performance, connection performance, and past and predicted performance included in the resource documents. The CD-ROM also includes one guideline (FEMA 354) for building owners, local community officials, and other non-technical audiences on the social, economic, and political issues related to the earthquake performance of these structures.



FEMA 355CD

## Special Construction Types—Evaluation and Repair of Concrete Buildings

### Evaluation of Earthquake Damaged Concrete and Masonry Wall

#### Buildings: Basic Procedures Manual. (FEMA 306)

This document provides practical criteria and guidance for evaluating earthquake damage to concrete and masonry wall buildings. Component Damage Classification Guides and Test and Investigation Guides are included. Detailed drawings accompany the text.

### Evaluation of Earthquake Damaged Concrete and Masonry Wall

#### Buildings: Technical Resources. (FEMA 307)

This document provides background and theoretical information to be used in conjunction with FEMA 306. Analytical and experimental findings are included, as well as information on the Component Damage Classification Guides.

### The Repair of Earthquake Damaged Concrete and Masonry Wall

#### Buildings. (FEMA 308)

This document provides practical guidance for the repair and upgrade of earthquake-damaged concrete and masonry wall buildings. Target audiences include design engineers, building owners and officials, insurance adjusters, and government agencies. The publication contains sections on performance-based repair design, repair technologies, categories of repair, and nonstructural considerations. The last section includes repair guides, which provide outline specifications for typical repair procedures.



# Index of Publications

<b>Are You Ready? An In-depth Guide to Citizen Preparedness.</b> Federal Emergency Management Agency. Washington, D.C., 2004. . . . .	1
<b>FEMA 68, Earthquake Insurance: A Public Policy Dilemma.</b> Southern California Earthquake Preparedness Project. Los Angeles, CA, 1985. . . . .	3
<b>FEMA 74, Reducing the Risks of Nonstructural Earthquake Damage: A Practical Guide.</b> <b>Third Edition.</b> Wiss, Janney, Elstner Associates, Inc. Washington, D.C., 1994. . . . .	2 & 13
<b>FEMA 83, Seismic Considerations for Communities at Risk.</b> Building Seismic Safety Council. Washington, D.C., 1995. . . . .	6
<b>FEMA 84, Societal Implications: Selected Readings.</b> Building Seismic Safety Council. Washington, D.C., 1985. . . . .	7
<b>FEMA 99, Non-Technical Explanation of the 1994 NEHRP Recommended Provisions.</b> Building Seismic Safety Council. Washington, D.C., 1995. . . . .	9
<b>FEMA 154, Rapid Visual Screening of Buildings for Potential Seismic Hazards: A Handbook.</b> <b>Second Edition.</b> Applied Technology Council. Redwood City, CA, 2002. . . . .	11
<b>FEMA 155, Rapid Visual Screening of Buildings for Potential Seismic Hazards: Supporting Documentation. Second Edition.</b> Applied Technology Council. Redwood City, CA, 2002. . . . .	11
<b>FEMA 156, Typical Costs for Seismic Rehabilitation of Existing Buildings. Volume 1: Summary. Second Edition.</b> Hart Consultant Group, Inc. Santa Monica, CA, 1994. . . . .	12
<b>FEMA 157, Typical Costs for Seismic Rehabilitation of Existing Buildings. Volume 2: Supporting Documentation. Second Edition.</b> Hart Consultant Group, Inc. Santa Monica, CA, 1995. . . . .	12
<b>FEMA 159, Tremor Troop: Earthquakes – A Teacher's Package for K-6. Revised Edition.</b> National Science Teachers Association. Washington, D.C., 2000. . . . .	3
<b>FEMA 173, Establishing Programs and Priorities for the Seismic Rehabilitation of Buildings: Supporting Report.</b> Building Systems Development, Inc. Washington, D.C., 1989. . . . .	4
<b>FEMA 174, Establishing Programs and Priorities for the Seismic Rehabilitation of Buildings: Handbook.</b> Building Systems Development, Inc. Washington, D.C., 1989. . . . .	4
<b>FEMA 182, Landslide Loss Reduction: A Guide for State and Local Government Planning.</b> Colorado Division of Disaster Emergency Services and Colorado Geological Survey. Washington, D.C., 1989. . . . .	5
<b>FEMA 198, Financial Incentives for Seismic Rehabilitation of Hazardous Buildings – An Agenda for Action. Volume 1: Findings, Conclusions, and Recommendations.</b> Building Technology, Inc. Silver Spring, MD, 1990. . . . .	4

**FEMA 199, Financial Incentives for Seismic Rehabilitation of Hazardous Buildings – An Agenda for Action. Volume 2: State and Local Case Studies and Recommendations.**  
 Building Technology, Inc. Silver Spring, MD, 1990. . . . . 4

**FEMA 200, Loss-Reduction Provisions of a Federal Earthquake Insurance Program: Final Report.** Dames & Moore. Los Angeles, CA, 1990. . . . . 5

**FEMA 201, Loss-Reduction Provisions of a Federal Earthquake Insurance Program: Final Report Summary.** Dames & Moore. Los Angeles, CA, 1990. . . . . 5

**FEMA 202, Earthquake Resistant Construction of Electric Transmission and Telecommunication Facilities Serving the Federal Government.**  
 National Institute of Standards and Technology. Gaithersburg, MD, 1990. . . . . 14

**FEMA 216, Financial Incentives for Seismic Rehabilitation of Hazardous Buildings – An Agenda for Action. Volume 3: Applications Workshops.**  
 Building Technology, Inc. Silver Spring, MD, 1990. . . . . 5

**FEMA 221, Collocation Impacts on the Vulnerability of Lifelines during Earthquakes with Applications to the Cajon Pass, California: Study Overview.**  
 Federal Emergency Management Agency. Washington, D.C., 1991. . . . . 14

**FEMA 224, Seismic Vulnerability and Impact of Disruption of Lifelines in the Conterminous United States.** Applied Technology Council. Redwood City, CA, 1991. . . . . 15

**FEMA 225, Inventory of Lifelines in the Cajon Pass, California.**  
 INTECH, Inc. Potomac, MD, 1992. . . . . 14

**FEMA 226, Collocation Impacts on the Vulnerability of Lifelines during Earthquakes with Applications to the Cajon Pass, California.** INTECH, Inc. Potomac, MD, 1992. . . . . 14

**FEMA 232, Homebuilders' Guide to Earthquake Resistant Design and Construction.**  
 Building Seismic Safety Council. Washington, D.C., 2006. . . . . 1 & 7

**FEMA 233, Earthquake Resistant Construction of Gas and Liquid Fuel Pipeline Systems Serving or Regulated by the Federal Government.**  
 National Institute of Standards and Technology. Gaithersburg, MD, 1992. . . . . 14

**FEMA 240, Earthquake Preparedness: What Every Child Care Provider Needs to Know.**  
 Bay Area Regional Earthquake Preparedness Project. Oakland, CA, 1993.  
 Updated by BRI Consulting Group. Washington, D.C., 2006. . . . . 2

**FEMA 253, Seismic Sleuths: Earthquakes – A Teacher's Package for Grades 7-12.**  
 American Geophysical Union. Washington, D.C., 1994. . . . . 2

**FEMA 254, Seismic Retrofit Incentive Programs: A Handbook for Local Governments.**  
 Bay Area Regional Earthquake Preparedness Project and the California Seismic Safety Commission. Washington, D.C., 1994. . . . . 7

**FEMA 255, Seismic Rehabilitation of Federal Buildings: A Benefit/Cost Model. Volume 1: A User’s Manual.** VSP Associates, Inc. Sacramento, CA, 1994. . . . .11

**FEMA 256, Seismic Rehabilitation of Federal Buildings: A Benefit/Cost Model. Volume 2: Supporting Documentation.** VSP Associates, Inc. Sacramento, CA, 1994. . . . .12

**FEMA 266, Creating a Seismic Safety Advisory Board: A Guide to Earthquake Risk Management.** Seismic Safety Commission of California. Washington, D.C., 1995. . . . .3

**FEMA 271, Plan for Developing and Adopting Seismic Design Guidelines and Standards for Lifelines.** National Institute of Standards and Technology. Washington, D.C., 1996. . . . .15

**FEMA 275, Planning for Seismic Rehabilitation: Societal Issues.** Building Seismic Safety Council. Washington, D.C., 1998. . . . .6

**FEMA 280, Strategy for National Earthquake Loss Reduction.** National Science and Technology Council. Washington, D.C., 1996. . . . .7

**FEMA 306, Evaluation of Earthquake Damaged Concrete and Masonry Wall Buildings: Basic Procedures Manual.** Applied Technology Council. Redwood City, CA, 1999. . . . .17

**FEMA 307, Evaluation of Earthquake Damaged Concrete and Masonry Wall Buildings: Technical Resources.** Applied Technology Council. Redwood City, CA, 1999. . . . .17

**FEMA 308, The Repair of Earthquake Damaged Concrete and Masonry Wall Buildings.** Applied Technology Council. Redwood City, CA, 1999. . . . .17

**FEMA 313, Promoting the Adoption and Enforcement of Seismic Building Codes: A Guidebook for State Earthquake and Mitigation Managers.** Department of Urban and Regional Planning, University of Illinois at Urbana-Champaign. Washington, D.C., 1998. . . . .6

**FEMA 315, Seismic Rehabilitation of Buildings: Strategic Plan 2005.** Earthquake Engineering Research Institute. Washington, D.C., 1998. . . . .6

**FEMA 349, Action Plan for Performance Based Seismic Design.** Earthquake Engineering Research Institute. Washington, D.C., 2000. . . . .15

**FEMA 350, Recommended Seismic Design Criteria for New Steel Moment-Frame Buildings.** SAC Joint Venture Partnership. Washington, D.C., 2000. . . . .16

**FEMA 351, Recommended Seismic Evaluation and Upgrade Criteria for Existing Welded Steel Moment-Frame Buildings.** SAC Joint Venture Partnership. Washington, D.C., 2000. . . . .16

**FEMA 352, Recommended Postearthquake Evaluation and Repair Criteria for Welded Steel Moment-Frame Buildings.** SAC Joint Venture Partnership. Washington, D.C., 2000. . . . .16

**FEMA 353, Recommended Specifications and Quality Assurance Guidelines for Steel Moment-Frame Construction for Seismic Applications.** SAC Joint Venture Partnership. Washington, D.C., 2000. . . . .17

**FEMA 354, A Policy Guide to Steel Moment-Frame Construction.**  
SAC Joint Venture Partnership. Washington, D.C., 2000. . . . .16

**FEMA 355CD, Seismic Design Criteria for Steel Moment-Frame Structures.**  
SAC Joint Venture Partnership. Washington, D.C., 2001. . . . .17

**FEMA 356, Prestandard and Commentary for the Seismic Rehabilitation of Buildings.**  
American Society of Civil Engineers. Reston, VA, 2000. . . . .10

**FEMA 366, HAZUS 99 Estimated Annualized Earthquake Losses for the United States.**  
National Institute of Building Sciences with Durham Technologies, Inc. Washington, D.C., 2001. . . . .5

**FEMA 383, Expanding and Using Knowledge to Reduce Earthquake Losses: The National Earthquake Hazards Reduction Program Strategic Plan 2001-2005.**  
Federal Emergency Management Agency, National Institute of Standards and Technology, National Science Foundation, and the United States Geological Survey. Washington, D.C., 2003. . . . .4

**FEMA 389, Communicating with Owners and Managers of New Buildings on Earthquake Risk.**  
Applied Technology Council. Redwood City, CA, 2004. . . . .8

**FEMA 395–400 and 420, Incremental Seismic Rehabilitation Publications.**  
World Institute for Disaster Risk Management, Alexandria, VA; Building Technology, Inc., Silver Spring, MD; Melvyn Green & Associates, Inc., Torrance, CA; 2003–2007. . . . .9–10

**FEMA 395, Incremental Seismic Rehabilitation of School Buildings (K-12).**

**FEMA 396, Incremental Seismic Rehabilitation of Hospital Buildings.**

**FEMA 397, Incremental Seismic Rehabilitation of Office Buildings.**

**FEMA 398, Incremental Seismic Rehabilitation of Multifamily Apartment Buildings.**

**FEMA 399, Incremental Seismic Rehabilitation of Retail Buildings.**

**FEMA 400, Incremental Seismic Rehabilitation of Hotel/Motel Buildings.**

**FEMA 420, Engineering Guideline for Incremental Seismic Rehabilitation.**

**FEMA 412, Installing Seismic Restraints for Mechanical Equipment.**  
Vibration Isolation and Seismic Control Manufacturers Association. Washington, D.C., 2002. . . . .13

**FEMA 413, Installing Seismic Restraints for Electrical Equipment.**  
Vibration Isolation and Seismic Control Manufacturers Association. Washington, D.C., 2002. . . . .13

**FEMA 414, Installing Seismic Restraints for Duct and Pipe.**  
Vibration Isolation and Seismic Control Manufacturers Association. Washington, D.C., 2002. . . . .12

**FEMA 424, Design Guide for Improving School Safety in Earthquakes, Floods, and High Winds.**  
Building Systems Development, Inc. Washington, D.C., 2004. . . . .8

**FEMA 440, Improvement of Nonlinear Static Seismic Analysis Procedures.**  
Applied Technology Council. Redwood City, CA, 2005. . . . .15



**FEMA 445, Next-Generation Performance-Based Seismic Design Guidelines: Program Plan for New and Existing Buildings.**  
Applied Technology Council. Redwood City, CA, 2006. . . . .16

**FEMA 450, NEHRP Recommended Provisions and Commentary for Seismic Regulations for New Buildings and Other Structures. 2003 Edition.**  
Building Seismic Safety Council. Washington, D.C., 2001. . . . .9

**FEMA 451, NEHRP Recommended Provisions: Design Examples.**  
Building Seismic Safety Council. Washington, D.C., 2006. . . . .8

**FEMA 454, Designing for Earthquakes: A Manual for Architects.**  
Federal Emergency Management Agency. Washington, D.C., 2007. . . . .8

**FEMA 460, Seismic Considerations for Steel Storage Racks Located in Areas Accessible to the Public.** National Institute of Building Sciences. Washington, D.C., 2005. . . . .13

**FEMA 474, Promoting Seismic Safety: Guidance for Advocates.**  
The Mid-America Earthquake Center, the Multidisciplinary Center for Earthquake Engineering Research, and the Pacific Earthquake Engineering Research Center. Washington, D.C., 2005. . . . .6

**FEMA 526, Earthquake Safety Checklist.**  
Federal Emergency Management Agency. Washington, D.C., 2005. . . . .1

**FEMA 527, Earthquake Safety Activities for Children and Teachers.**  
National Science Teachers Association. Washington, D.C., 2005. . . . .2

**FEMA 528, Earthquake Home Hazard Hunt Poster.**  
Federal Emergency Management Agency. Washington, D.C., 2005. . . . .1

**FEMA 529, Drop, Cover, and Hold Poster.**  
Federal Emergency Management Agency. Washington, D.C., 2005. . . . .2

**FEMA 530, Earthquake Safety Guide for Homeowners.**  
California Seismic Safety Commission. Washington, D.C., 2005. . . . .1

**FEMA 531, The Adventures of Terry the Turtle and Gracie the Wonder Dog, Grades 3-6.**  
Washington Military Department, Emergency Management Division. Washington, D.C., 2005. . . . .3

**FEMA 547, Techniques for the Seismic Rehabilitation of Existing Buildings.**  
Rutherford and Chekene, San Francisco, CA; Degenkolb Engineers, San Francisco, CA;  
Cobeen & Associates Structural Engineering, Inc., Lafayette, CA;  
Interagency Committee on Seismic Safety in Construction, Washington, D.C.;  
with coordination by Applied Technology Council, Redwood City, CA; 2006. . . . .12

## How to Obtain Publications

Throughout this catalog, the following symbols are used to indicate whether each publication is available online, in print, or on a compact disc (CD):

 Available online     Available in print     Available on CD

Some publications are available in only one of these formats, while others are available in multiple formats.

**To view or download publications that are available online**

Please visit—<http://www.fema.gov/plan/prevent/earthquake/publications.shtm>

**To order copies of publications in print or on CD**

Please call 1-800-480-2520 or fax your request to 301-362-5335



