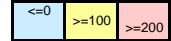


# ISO-NE Daily Report

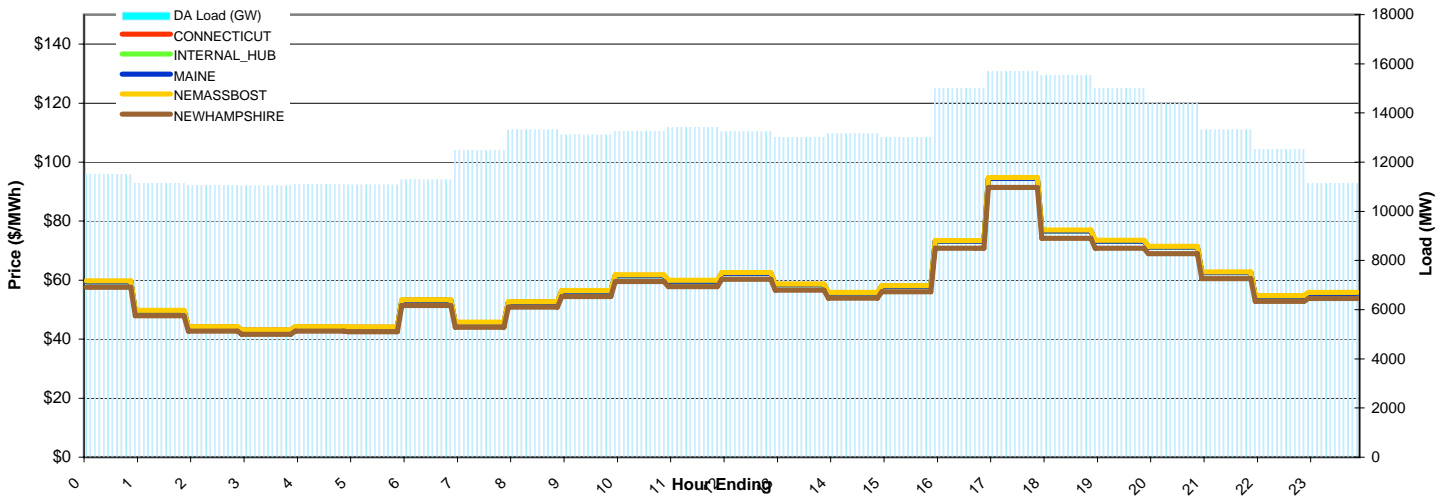
## Report for 01/01/2008

Price Color Codes:



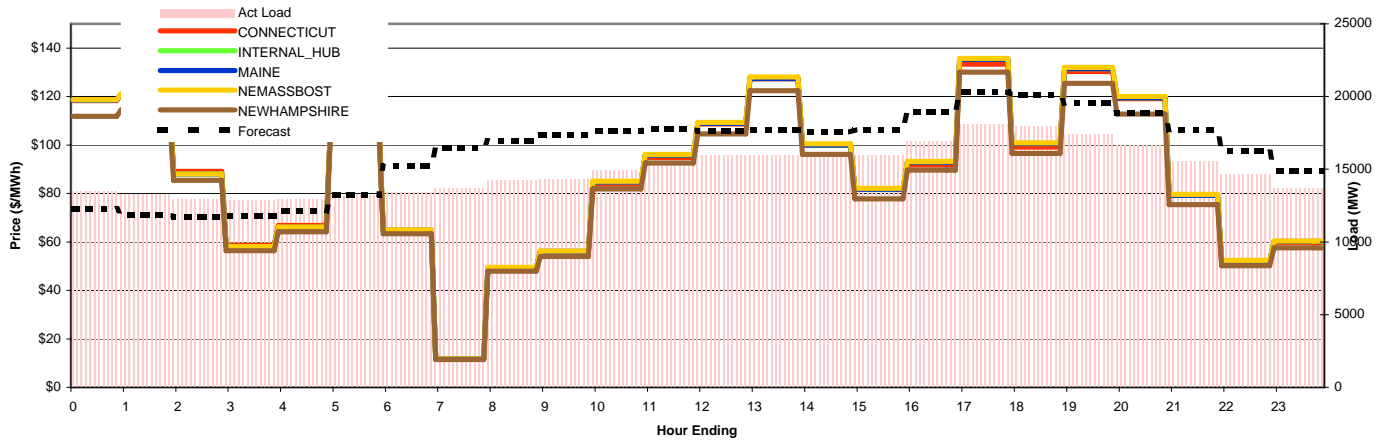
### Day-Ahead Prices and Cleared Load

	HE1	HE2	HE3	HE4	HE5	HE6	HE7	HE8	HE9	HE10	HE11	HE12	HE13	HE14	HE15	HE16	HE17	HE18	HE19	HE20	HE21	HE22	HE23	HE24
CONNECTICUT	60.00	50.00	44.50	43.39	44.50	44.36	53.63	45.95	53.01	56.81	62.07	60.23	62.89	58.99	56.17	58.41	73.84	95.30	77.36	73.85	71.87	63.10	55.05	56.09
NEMASSBOST	59.04	49.21	43.8	42.7	43.8	43.65	52.78	45.22	52.17	55.91	61.08	59.27	61.88	58.05	55.27	57.47	72.67	93.79	76.12	72.67	70.72	62.09	54.17	55.2
NEWHAMPSHIRE	58.75	48.97	43.59	42.5	43.59	43.44	52.52	45	51.92	55.64	60.78	58.98	61.58	57.77	55	57.19	72.32	93.33	75.75	72.32	70.38	61.79	53.9	54.93
MAINE	57.54	47.97	42.70	41.63	42.70	42.56	51.45	44.08	50.86	54.50	59.53	57.76	60.31	56.58	53.87	56.02	70.84	91.43	74.19	70.82	68.94	60.51	52.79	53.81
INTERNAL_HUB	59.45	49.55	44.1	43	44.1	43.96	53.15	45.53	52.53	56.29	61.5	59.68	62.31	58.45	55.66	57.88	73.17	94.44	76.65	73.18	71.22	62.53	54.54	55.58
DA Load (GW)	11.5	11.1	11.1	11.0	11.1	11.1	11.3	12.5	13.3	13.1	13.3	13.4	13.2	13.0	13.2	13.0	15.0	15.7	15.5	15.0	14.4	13.3	12.5	11.1



### Preliminary Real-Time Prices with Forecasted and Actual System Load

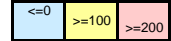
	HE1	HE2	HE3	HE4	HE5	HE6	HE7	HE8	HE9	HE10	HE11	HE12	HE13	HE14	HE15	HE16	HE17	HE18	HE19	HE20	HE21	HE22	HE23	HE24
CONNECTICUT	121.24	122.78	88.89	58.45	66.63	110.59	64.87	11.81	49.68	56.62	85.72	97.19	110.33	129.02	101.39	82.86	94.14	137.47	102.39	134.43	121.81	80.69	53.00	61.05
NEMASSBOST	117.99	119.89	87.37	57.56	65.57	109.15	64.55	11.73	49.26	55.94	84.62	95.62	108.49	127.02	99.79	81.87	93.33	135.97	101.03	131.64	119.41	78.98	52.12	60.04
NEWHAMPSHIRE	115.57	117.75	86.28	56.83	64.72	107.98	63.76	11.59	48.47	54.98	83.27	94.06	107.25	125.5	98.69	80.71	91.68	133.42	99.14	129.3	117.38	77.79	51.32	58.9
MAINE	111.85	114.44	85.45	56.32	64.12	107.29	63.33	11.48	47.97	54.03	81.92	92.59	104.54	122.42	96.18	77.77	89.68	130.11	96.56	125.42	112.73	75.36	50.13	57.51
INTERNAL_HUB	118.53	120.97	88.03	57.95	66.03	109.95	64.77	11.75	49.37	56.07	84.83	95.87	108.87	127.47	99.95	81.76	92.91	135.31	100.59	131.49	119.54	79.17	52.19	60.18
Forecast	12.26	11.89	11.72	11.79	12.15	13.24	15.20	16.47	16.93	17.35	17.63	17.73	17.64	17.67	17.57	17.72	18.98	20.32	20.11	19.58	18.88	17.71	16.28	14.87
(RT) - (DA Load)	1.95	2.13	1.87	1.84	1.84	2.13	2.11	1.20	0.98	1.21	1.71	2.17	2.74	2.98	2.75	2.96	1.95	2.42	2.40	2.39	2.28	2.24	2.11	2.59



# ISO-NE Daily Report

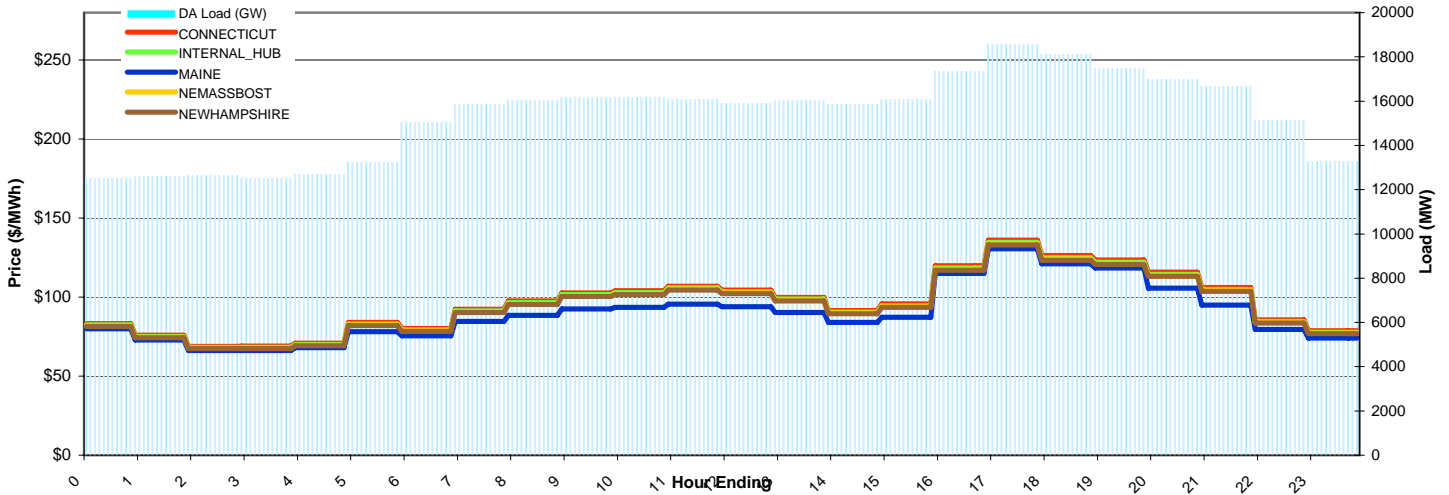
## Report for 01/02/2008

Price Color Codes:



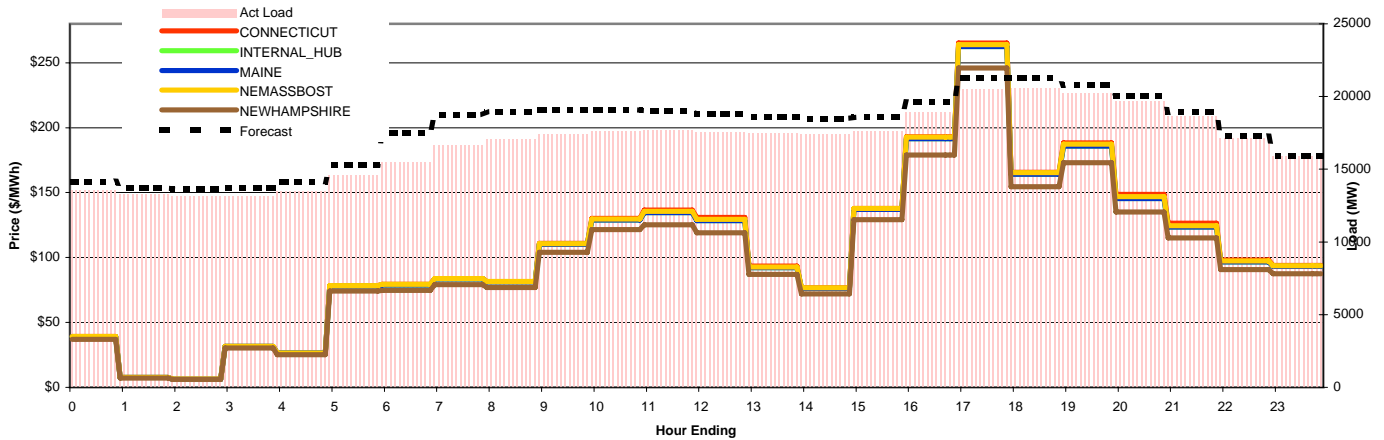
### Day-Ahead Prices and Cleared Load

	HE1	HE2	HE3	HE4	HE5	HE6	HE7	HE8	HE9	HE10	HE11	HE12	HE13	HE14	HE15	HE16	HE17	HE18	HE19	HE20	HE21	HE22	HE23	HE24
CONNECTICUT	83.21	76.00	68.90	69.01	70.92	83.99	80.20	92.36	97.57	102.70	104.09	106.96	104.56	99.89	91.60	95.68	119.80	136.06	126.25	123.54	115.74	106.01	85.57	78.71
NEMASSBOST	81.79	74.69	67.71	67.83	69.71	82.53	78.76	90.74	95.86	100.92	102.29	105.12	102.75	98.16	90.01	94.02	117.71	133.67	124.02	121.37	113.73	104.19	84.08	77.32
NEWHAMPSHIRE	81.35	74.29	67.35	67.46	69.34	82.07	78.32	90.23	95.32	100.35	101.71	104.52	102.17	97.6	89.51	93.5	117.07	132.94	123.34	120.71	113.09	103.6	83.62	76.89
MAINE	79.90	72.96	66.14	66.26	68.10	78.16	75.49	84.65	88.57	92.44	93.49	95.65	93.84	90.33	84.11	87.17	114.94	130.50	121.07	118.50	105.60	94.94	79.58	74.18
INTERNAL_HUB	82.31	75.17	68.15	68.26	70.15	83.06	79.29	91.34	96.49	101.57	102.95	105.79	103.41	98.79	90.59	94.63	118.47	134.54	124.84	122.16	114.46	104.86	84.63	77.83
DA Load (GW)	12.5	12.6	12.6	12.5	12.7	13.2	15.0	15.9	16.0	16.1	16.2	16.1	15.9	16.0	15.9	16.1	17.4	18.6	18.1	17.5	17.0	16.7	15.1	13.3



### Preliminary Real-Time Prices with Forecasted and Actual System Load

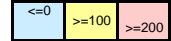
	HE1	HE2	HE3	HE4	HE5	HE6	HE7	HE8	HE9	HE10	HE11	HE12	HE13	HE14	HE15	HE16	HE17	HE18	HE19	HE20	HE21	HE22	HE23	HE24
CONNECTICUT	39.54	7.69	6.32	31.75	26.59	78.99	80.14	84.48	82.93	113.26	133.02	139.12	133.21	94.86	77.95	140.48	197.55	272.33	169.60	192.28	151.82	129.32	100.16	96.68
NEMASSBOST	38.53	7.51	6.22	31.21	26.12	77.3	78.6	83.29	80.99	109.39	127.72	132.73	126.32	91.1	75.4	135.77	189.67	259.89	162.41	182.97	142.83	121.18	95.4	92.12
NEWHAMPSHIRE	37.92	7.41	6.14	30.81	25.74	76.24	77.61	82.36	79.86	108.21	126.72	131.8	125.63	90.89	75.14	134.74	188.22	259.27	162.22	182.98	143.02	121.32	95.02	91.34
MAINE	37.00	7.24	6.04	30.33	25.17	74.21	74.62	79.11	77.02	104.00	121.52	125.30	118.93	86.91	72.03	129.06	178.84	245.97	154.51	173.05	134.99	115.13	90.80	87.39
INTERNAL_HUB	38.88	7.58	6.27	31.47	26.34	78.02	78.93	83.46	81.32	110.13	128.99	134.63	128.3	92.16	76.11	136.98	191.49	262.38	164.26	185.82	145.54	123.4	96.68	93.21
Forecast	14.14	13.74	13.62	13.73	14.12	15.29	17.48	18.74	18.97	19.08	19.08	19.01	18.78	18.62	18.49	18.57	19.66	21.28	21.29	20.80	20.06	18.90	17.33	15.90
(RT) - (DA Load)	1.02	0.71	0.50	0.64	0.80	1.35	0.48	0.80	1.07	1.26	1.46	1.58	1.67	1.47	1.56	1.50	1.56	1.93	2.48	2.76	2.68	1.96	1.98	2.60



# ISO-NE Daily Report

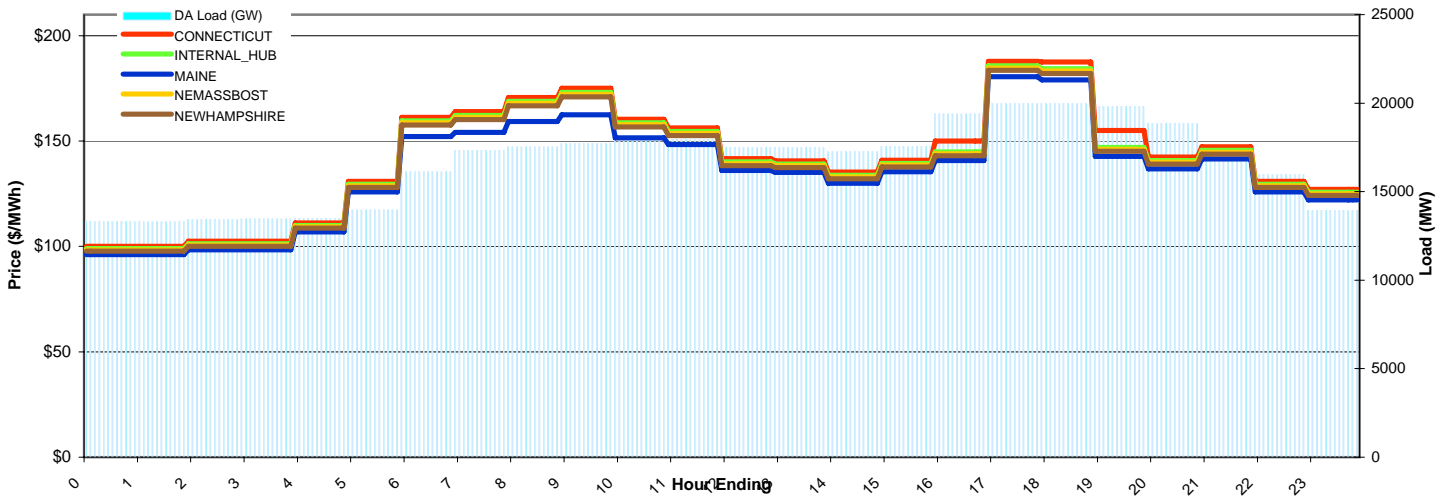
## Report for 01/03/2008

Price Color Codes:



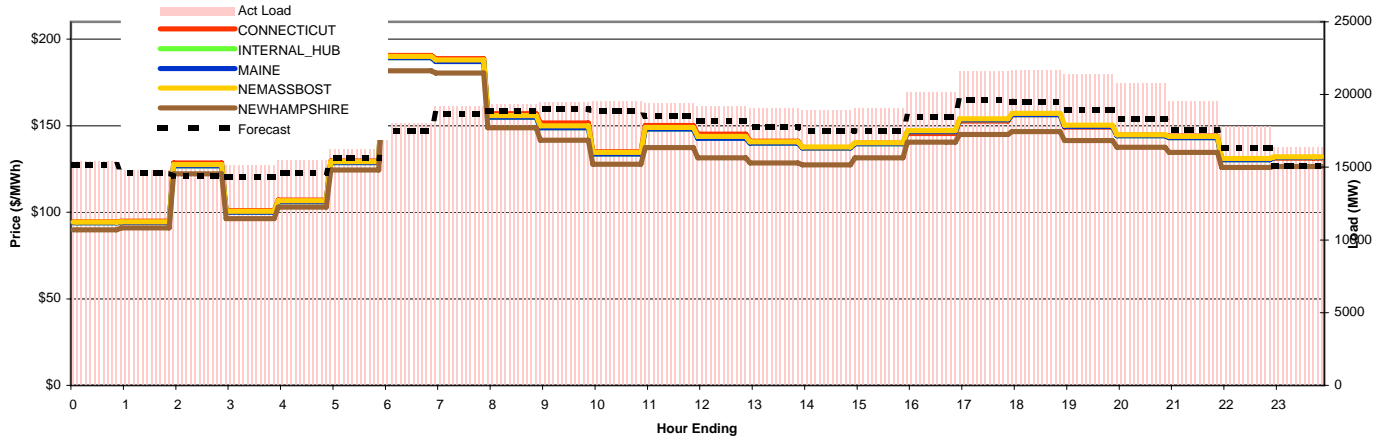
### Day-Ahead Prices and Cleared Load

	HE1	HE2	HE3	HE4	HE5	HE6	HE7	HE8	HE9	HE10	HE11	HE12	HE13	HE14	HE15	HE16	HE17	HE18	HE19	HE20	HE21	HE22	HE23	HE24
CONNECTICUT	100.09	100.05	102.42	102.42	111.19	130.90	161.30	163.96	170.67	175.04	160.40	156.25	141.64	140.61	135.23	140.97	150.01	187.80	187.49	155.00	142.39	147.22	130.95	127.11
NEMASSBOST	98.43	98.39	100.73	100.73	109.36	128.75	158.65	161.27	167.87	172.16	157.75	153.66	139.28	138.27	132.97	138.62	144.02	184.71	183.22	146.13	140	144.77	128.78	125
NEWHAMPSHIRE	97.79	97.75	100.08	100.08	108.66	127.93	157.62	160.22	166.78	171.04	156.72	152.66	138.38	137.38	132.11	137.72	143.1	183.53	182.04	145.16	139.09	143.84	127.95	124.2
MAINE	96.19	96.15	98.44	98.45	106.88	125.84	152.18	154.19	159.24	162.53	151.48	148.34	136.09	135.11	129.93	135.45	140.75	180.53	179.07	142.71	136.78	141.47	125.85	122.15
INTERNAL_HUB	99	98.96	101.31	101.31	109.99	129.49	159.56	162.19	168.83	173.15	158.66	154.55	140.09	139.08	133.75	139.43	144.86	185.77	184.27	147	140.82	145.61	129.53	125.72
DA Load (GW)	13.3	13.3	13.4	13.5	13.5	14.0	16.1	17.3	17.5	17.7	17.9	18.0	17.5	17.5	17.3	17.5	19.4	20.0	20.0	19.8	18.9	17.5	16.0	14.0



### Preliminary Real-Time Prices with Forecasted and Actual System Load

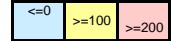
	HE1	HE2	HE3	HE4	HE5	HE6	HE7	HE8	HE9	HE10	HE11	HE12	HE13	HE14	HE15	HE16	HE17	HE18	HE19	HE20	HE21	HE22	HE23	HE24
CONNECTICUT	96.72	96.82	130.87	102.91	109.08	132.45	195.96	195.14	161.72	156.69	139.48	154.22	148.73	144.90	140.42	142.74	148.67	156.92	160.60	153.27	147.56	147.00	133.77	134.35
NEMASSBOST	92.84	93.12	124.85	98.52	104.7	127.3	187.33	185.22	153.05	146.49	132.11	145.62	140.02	137.69	135.61	138.1	145.55	151.86	154.64	148.05	142.87	141.16	128.9	130.12
NEWHAMPSHIRE	92.29	92.66	124.44	98.21	104.53	127.04	187.05	185.52	153.75	147.11	132	145.48	139.93	136.9	134.37	137.07	144.49	150.92	154.22	147.69	143.26	141.37	128.92	129.38
MAINE	89.89	90.91	122.10	96.40	103.02	124.39	181.72	180.40	148.75	141.69	127.69	137.27	131.35	128.39	127.31	131.40	140.56	144.85	146.59	141.38	137.58	134.53	125.82	126.52
INTERNAL_HUB	93.9	94.08	126.74	99.94	106.14	128.63	189.25	187.07	154.94	148.76	133.62	147.99	142.79	139.97	137.22	139.6	146.68	153.39	156.34	149.54	144.14	143.14	130.4	131.63
Forecast	15.13	14.61	14.36	14.34	14.63	15.61	17.52	18.69	18.89	18.99	18.84	18.54	18.15	17.79	17.51	17.50	18.48	19.62	19.53	18.90	18.32	17.56	16.36	15.07
(RT) - (DA Load)	2.08	1.49	1.47	1.67	2.03	2.25	1.91	1.86	1.83	1.77	1.61	1.48	1.73	1.58	1.68	1.49	0.77	1.64	1.72	1.54	1.87	2.02	1.85	2.42



# ISO-NE Daily Report

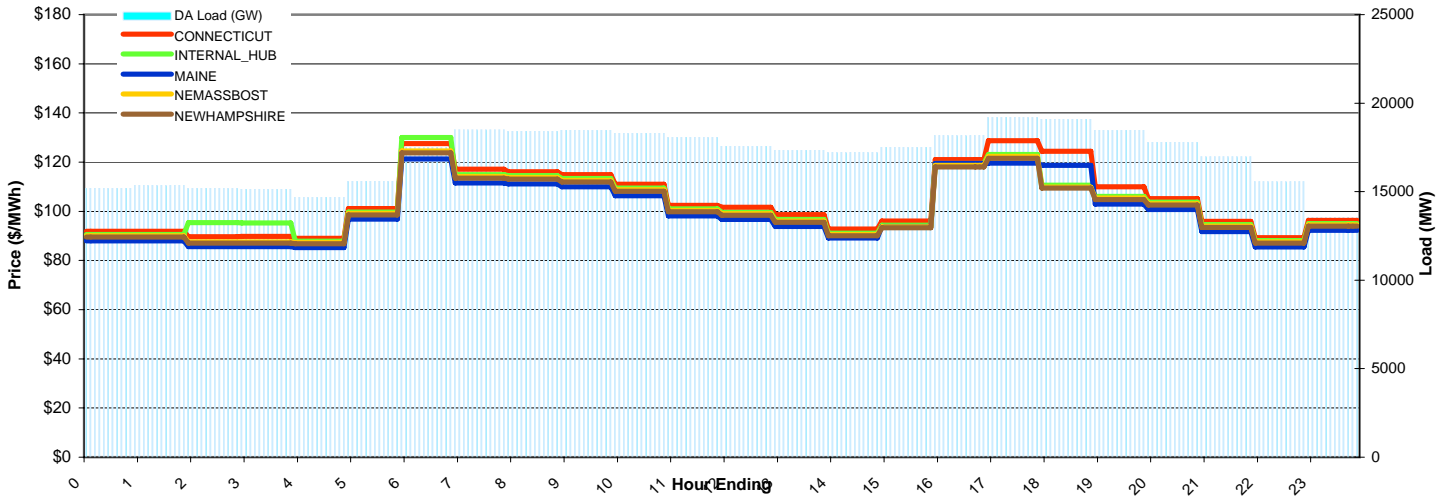
## Report for 01/04/2008

Price Color Codes:



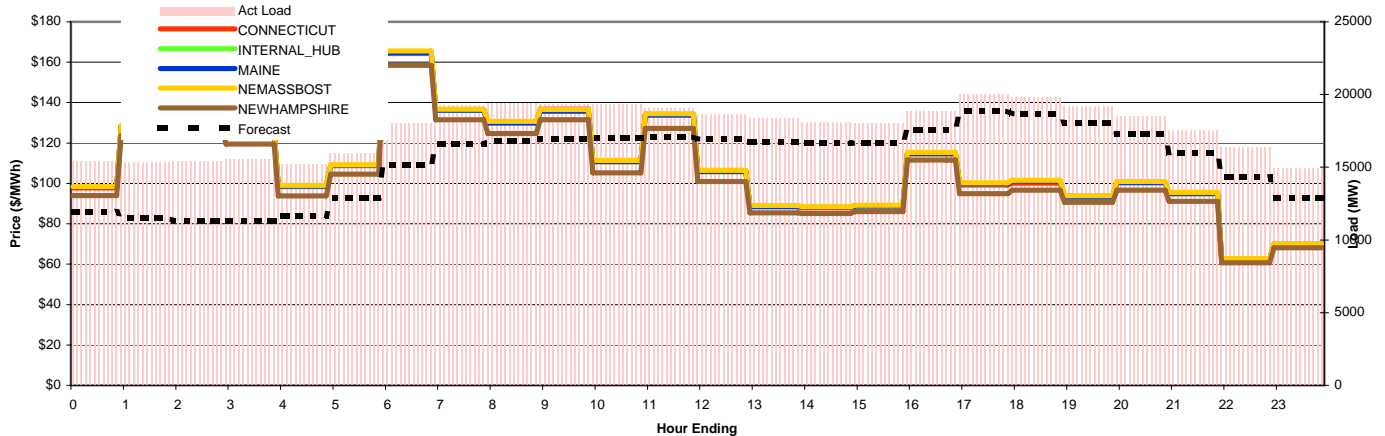
### Day-Ahead Prices and Cleared Load

	HE1	HE2	HE3	HE4	HE5	HE6	HE7	HE8	HE9	HE10	HE11	HE12	HE13	HE14	HE15	HE16	HE17	HE18	HE19	HE20	HE21	HE22	HE23	HE24
CONNECTICUT	91.84	91.83	89.71	89.74	89.03	101.11	127.51	117.14	116.04	114.87	110.99	102.42	101.67	98.60	92.74	96.11	121.09	128.74	124.47	110.00	105.18	95.86	89.29	96.35
NEMASSBOST	90.05	90.05	87.59	87.62	87.29	99.14	124.55	114.2	113.76	112.61	108.81	100.4	99.01	96.1	90.55	93.76	118.7	122.33	109.87	105.36	103.11	93.97	87.53	94.47
NEWHAMPSHIRE	89.52	89.52	87.1	87.13	86.78	98.56	123.8	113.52	113.08	111.94	108.17	99.81	98.43	95.54	90.03	93.27	118.08	121.6	109.44	104.73	102.5	93.42	87.02	93.92
MAINE	87.99	87.98	85.62	85.65	85.29	96.86	121.24	111.54	111.12	110.00	106.29	98.08	96.72	93.88	89.14	93.80	119.50	119.66	118.70	102.90	100.73	91.80	85.51	92.31
INTERNAL_HUB	90.61	90.6	95.35	95.25	87.83	99.75	130	114.91	114.47	113.31	109.49	101.03	99.63	96.7	91.12	94.34	119.44	123.1	110.59	106.02	103.75	94.56	88.08	95.06
DA Load (GW)	15.2	15.3	15.2	15.1	14.7	15.6	17.5	18.5	18.4	18.5	18.3	18.1	17.6	17.4	17.2	17.5	18.2	19.2	19.1	18.5	17.8	17.0	15.6	13.5



### Preliminary Real-Time Prices with Forecasted and Actual System Load

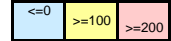
	HE1	HE2	HE3	HE4	HE5	HE6	HE7	HE8	HE9	HE10	HE11	HE12	HE13	HE14	HE15	HE16	HE17	HE18	HE19	HE20	HE21	HE22	HE23	HE24
CONNECTICUT	99.91	129.49	135.19	127.34	100.26	110.77	166.97	138.20	132.11	138.36	112.78	136.40	108.20	89.63	88.89	89.80	116.40	101.65	103.28	95.00	102.19	97.03	63.37	71.55
NEMASSBOST	96.93	126.84	131.84	123.29	97.55	107.6	163.01	135.52	128.81	134.6	109.91	132.64	104.89	88.17	87.75	88.46	114.03	99.11	100.4	93.05	99.62	94.08	62.07	69.53
NEWHAMPSHIRE	96.24	126.3	131.43	122.97	97	107.59	163.1	136.2	129.68	135.87	110.28	132.93	105.07	88.33	87.85	88.6	114.39	98.71	99.94	92.76	99.8	94.38	62.1	69.34
MAINE	93.93	123.68	127.68	119.50	93.88	104.52	158.42	131.45	124.73	131.45	105.18	127.19	100.87	85.42	85.08	86.04	111.52	94.98	96.72	90.64	96.63	91.10	60.75	68.19
INTERNAL_HUB	98.08	128.29	133.89	125.47	98.7	108.8	164.83	136.33	129.97	135.81	110.83	133.84	105.88	88.57	88.04	88.83	114.74	99.78	101.05	93.61	100.43	94.99	62.43	70.07
Forecast	11.92	11.48	11.32	11.30	11.67	12.88	15.18	16.57	16.84	16.92	17.01	17.09	16.92	16.77	16.64	16.66	17.57	18.85	18.66	18.04	17.25	16.00	14.33	12.90
(RT) - (DA Load)	0.23	-0.01	0.25	0.43	0.54	0.37	0.52	0.79	0.96	0.89	1.00	1.00	1.10	1.01	0.87	0.48	0.71	0.83	0.72	0.73	0.70	0.57	0.81	1.39



# ISO-NE Daily Report

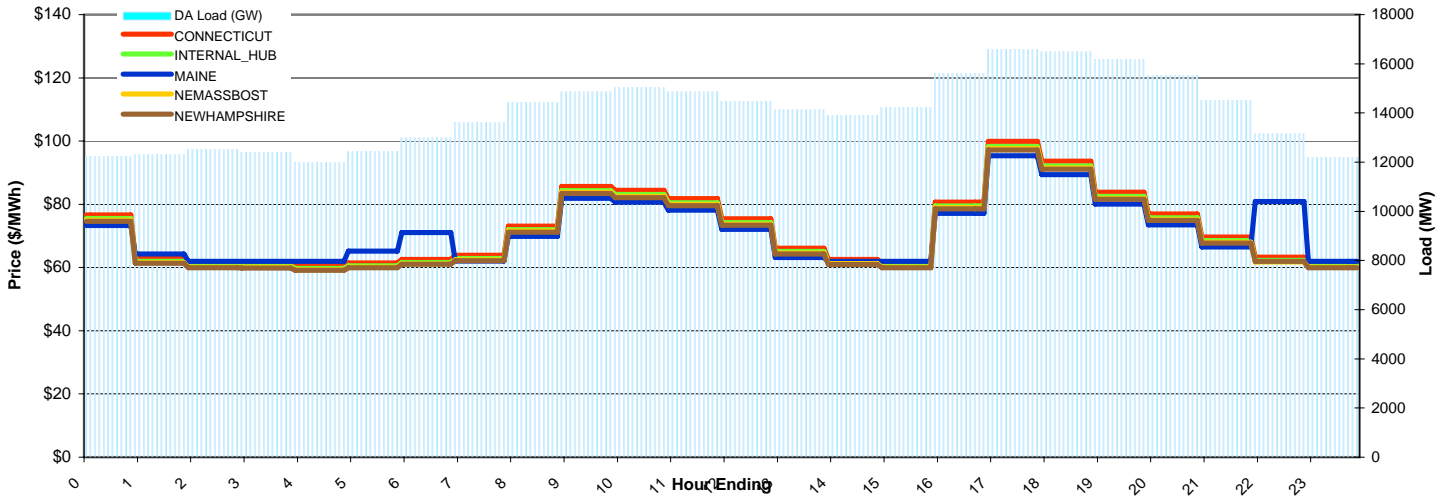
## Report for 01/05/2008

Price Color Codes:



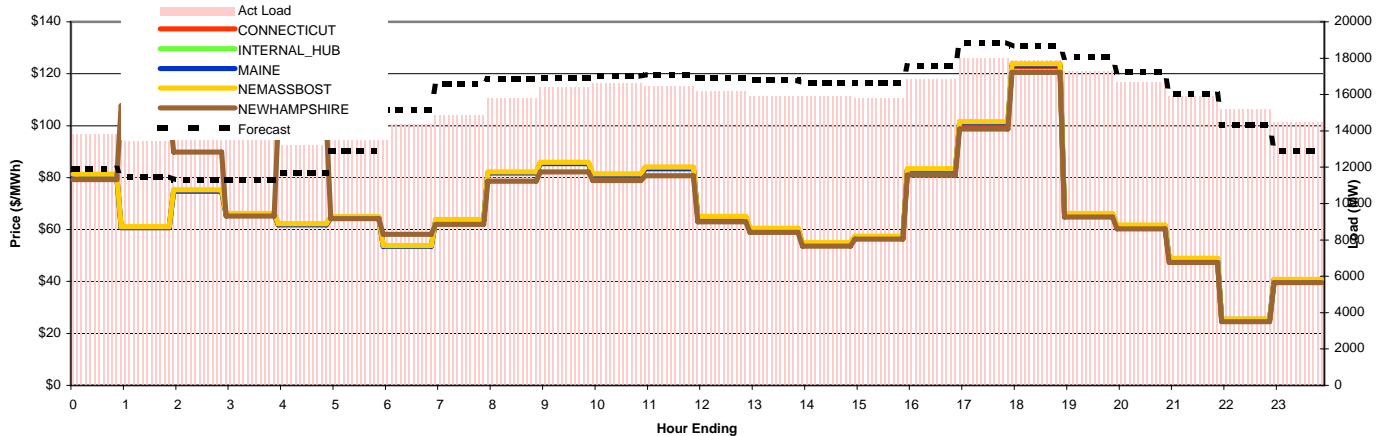
### Day-Ahead Prices and Cleared Load

	HE1	HE2	HE3	HE4	HE5	HE6	HE7	HE8	HE9	HE10	HE11	HE12	HE13	HE14	HE15	HE16	HE17	HE18	HE19	HE20	HE21	HE22	HE23	HE24
CONNECTICUT	76.68	62.93	61.46	61.45	60.63	61.46	62.53	63.89	73.13	85.66	84.39	81.78	75.37	66.08	62.57	61.46	80.71	99.88	93.61	83.81	76.96	69.60	63.23	61.47
NEMASSBOST	75	61.55	60.11	60.1	59.3	60.1	61.14	62.49	71.53	83.79	82.55	79.99	73.72	64.63	61.2	60.11	78.94	97.66	91.53	81.94	75.25	68.07	61.8	60.11
NEWHAMPSHIRE	74.62	61.33	59.88	59.87	59.09	59.94	61.08	62.2	71.17	83.37	82.13	79.59	73.35	64.31	60.94	59.88	78.54	97.16	91.06	81.58	74.87	67.73	61.94	59.88
MAINE	73.29	64.24	61.95	61.95	61.92	65.17	71.02	62.05	69.89	81.87	80.66	78.16	72.03	63.15	62.00	61.95	77.13	95.39	89.40	80.04	73.51	66.52	80.93	61.96
INTERNAL_HUB	75.49	61.95	60.5	60.49	59.69	60.5	61.55	62.9	72	84.34	83.09	80.51	74.2	65.05	61.6	60.5	79.46	98.31	92.14	82.49	75.75	68.52	62.22	60.51
DA Load (GW)	12.2	12.3	12.5	12.4	12.0	12.4	13.0	13.6	14.4	14.9	15.0	14.9	14.5	14.1	13.9	14.2	15.6	16.6	16.5	16.2	15.5	14.5	13.2	12.2



### Preliminary Real-Time Prices with Forecasted and Actual System Load

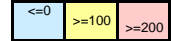
	HE1	HE2	HE3	HE4	HE5	HE6	HE7	HE8	HE9	HE10	HE11	HE12	HE13	HE14	HE15	HE16	HE17	HE18	HE19	HE20	HE21	HE22	HE23	HE24
CONNECTICUT	82.69	61.76	75.75	66.49	62.20	65.07	54.01	63.68	82.41	86.33	81.69	84.91	65.47	60.79	55.10	57.65	83.94	102.85	125.80	66.98	62.12	49.24	25.59	41.35
NEMASSBOST	80.2	60.35	74.22	65.18	61.78	64.46	53.48	63.45	81.45	85.09	80.74	83.21	64.74	60.41	54.79	57.36	83.13	101.22	123.41	66.07	61.59	48.94	25.43	40.57
NEWHAMPSHIRE	79.69	61.39	74.28	64.86	62.59	64.03	53.28	63.07	80.94	84.57	80.39	82.7	64.29	60.03	54.52	57.11	82.69	100.13	122.15	65.51	61.25	48.48	25.13	40.16
MAINE	79.21	107.72	89.79	65.17	102.20	64.21	58.14	62.04	78.58	82.15	78.83	80.67	62.98	58.86	53.60	56.30	81.02	98.75	120.49	64.82	60.24	47.36	24.55	39.50
INTERNAL_HUB	80.89	60.74	74.84	65.8	62	64.68	53.64	63.55	81.8	85.4	80.91	83.49	64.73	60.24	54.64	57.18	82.92	101.02	123.24	65.88	61.38	48.77	25.38	40.63
Forecast	11.92	11.48	11.32	11.30	11.67	12.88	15.18	16.57	16.84	16.92	17.01	17.09	16.92	16.77	16.64	16.66	17.57	18.85	18.66	18.04	17.25	16.00	14.33	12.90
(RT) - (DA Load)	1.61	1.09	1.11	1.22	1.25	1.12	1.37	1.23	1.35	1.56	1.56	1.59	1.71	1.78	1.98	1.57	1.25	1.44	1.39	1.08	1.18	1.42	2.01	2.31



# ISO-NE Daily Report

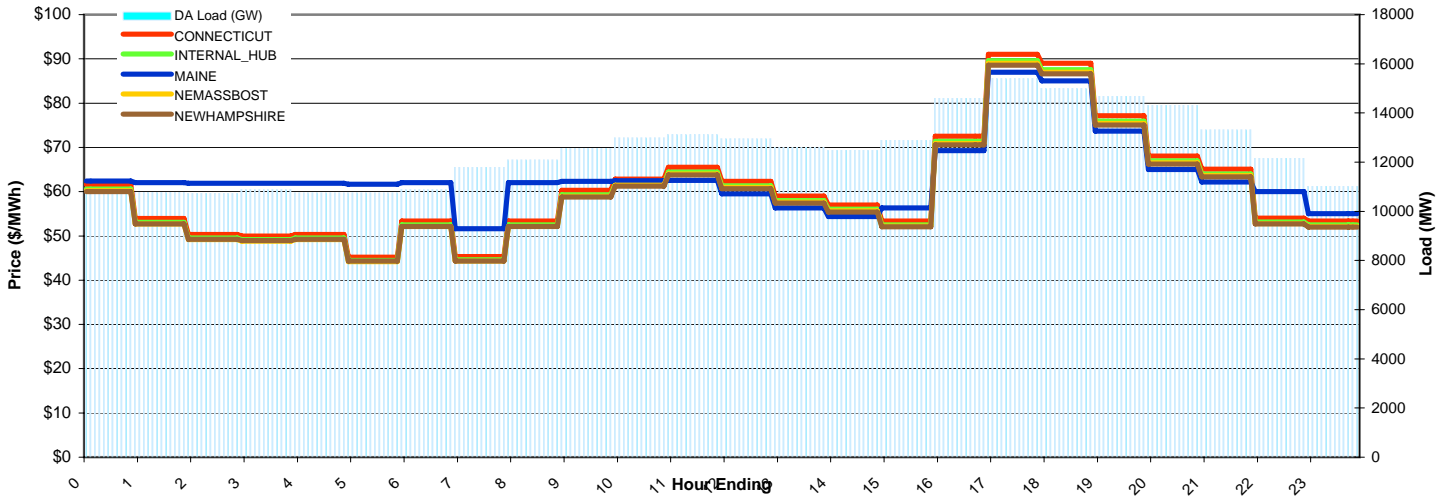
Report for 01/06/2008

Price Color Codes:



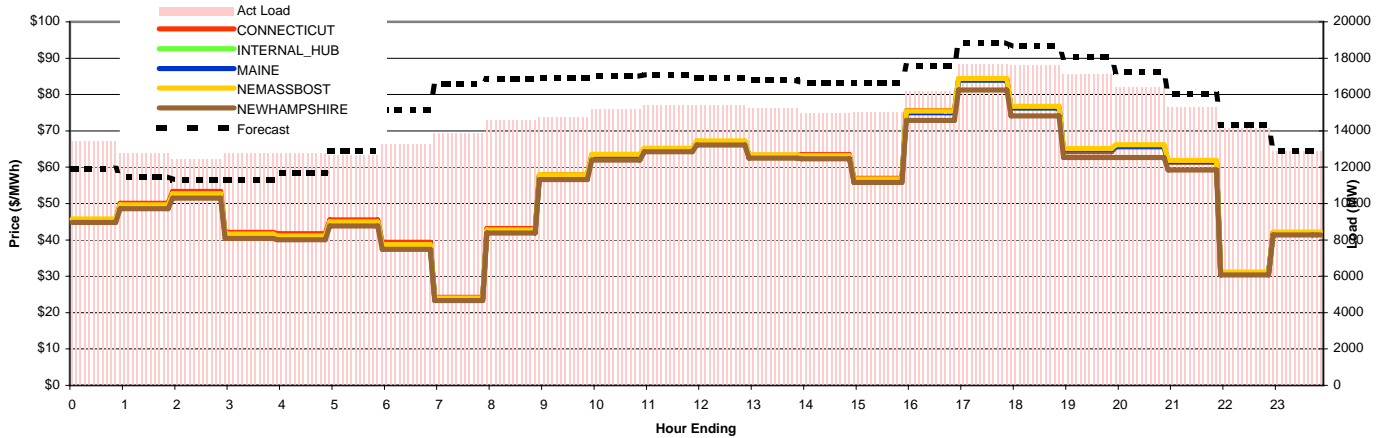
## Day-Ahead Prices and Cleared Load

	HE1	HE2	HE3	HE4	HE5	HE6	HE7	HE8	HE9	HE10	HE11	HE12	HE13	HE14	HE15	HE16	HE17	HE18	HE19	HE20	HE21	HE22	HE23	HE24
CONNECTICUT	61.60	53.94	50.34	50.00	50.34	45.21	53.36	45.36	53.36	60.30	62.86	65.51	62.34	58.97	56.95	53.39	72.52	91.05	89.01	77.13	68.04	65.07	54.01	53.34
NEMASSBOST	60.2	52.7	49.17	48.84	49.17	44.15	52.13	44.31	52.13	58.92	61.43	64.02	60.92	57.64	55.86	52.17	70.88	88.98	87	75.39	66.5	63.6	52.77	52.12
NEWHAMPSHIRE	60.01	52.7	49.25	48.93	49.25	44.36	52.14	44.3	52.14	58.76	61.21	63.74	60.65	57.38	55.41	52.05	70.56	88.59	86.61	75.05	66.2	63.32	52.72	51.98
MAINE	62.39	62.05	61.89	61.88	61.89	61.67	62.03	51.63	62.03	62.34	62.45	62.57	59.54	56.33	54.40	56.33	69.27	86.96	85.02	73.67	64.99	62.15	60.00	55.00
INTERNAL_HUB	60.6	53.06	49.5	49.17	49.5	44.46	52.48	44.61	52.48	59.32	61.84	64.45	61.33	58.02	56.03	52.52	71.35	89.58	87.58	75.89	66.95	64.02	53.12	52.47
DA Load (GW)	11.1	10.8	10.7	10.9	10.7	10.8	10.9	11.8	12.1	12.6	13.0	13.1	12.9	12.6	12.5	12.9	14.6	15.4	15.0	14.7	14.3	13.3	12.2	11.0



## Preliminary Real-Time Prices with Forecasted and Actual System Load

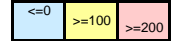
	HE1	HE2	HE3	HE4	HE5	HE6	HE7	HE8	HE9	HE10	HE11	HE12	HE13	HE14	HE15	HE16	HE17	HE18	HE19	HE20	HE21	HE22	HE23	HE24
CONNECTICUT	46.22	49.93	52.97	41.71	41.26	45.15	38.86	24.08	42.80	57.92	63.67	65.12	67.18	63.28	63.12	56.75	75.46	85.04	77.38	65.63	66.53	62.16	31.14	42.42
NEMASSBOST	45.55	49.3	52.31	41.23	40.7	44.68	38.5	23.84	42.56	57.63	63.23	65.12	67.06	63.43	63.08	56.75	75.24	84.34	76.76	65.25	65.98	61.7	31.12	42.13
NEWHAMPSHIRE	45.29	49.19	52.16	41.11	40.66	44.61	38.5	23.9	42.79	57.84	63.44	65.29	67.18	63.53	63.26	56.78	75.26	83.89	76.38	64.77	65.56	61.28	30.93	41.84
MAINE	44.85	48.63	51.52	40.43	40.01	43.83	37.44	23.34	41.92	56.56	61.95	64.29	66.09	62.54	62.35	55.81	72.89	81.22	74.13	62.68	62.71	59.23	30.37	41.39
INTERNAL_HUB	45.58	49.37	52.44	41.37	40.86	44.72	38.54	23.87	42.55	57.52	63.12	64.86	66.82	63.08	62.8	56.48	74.96	83.94	76.31	64.82	65.78	61.54	31	42
Forecast	11.92	11.48	11.32	11.30	11.67	12.88	15.18	16.57	16.84	16.92	17.01	17.09	16.92	16.77	16.64	16.66	17.57	18.85	18.66	18.04	17.25	16.00	14.33	12.90
(RT) - (DA Load)	2.39	1.99	1.72	1.87	2.04	1.89	2.40	2.07	2.52	2.21	2.20	2.31	2.49	2.63	2.50	2.14	1.58	2.28	2.65	2.46	2.07	1.99	2.02	1.87



# ISO-NE Daily Report

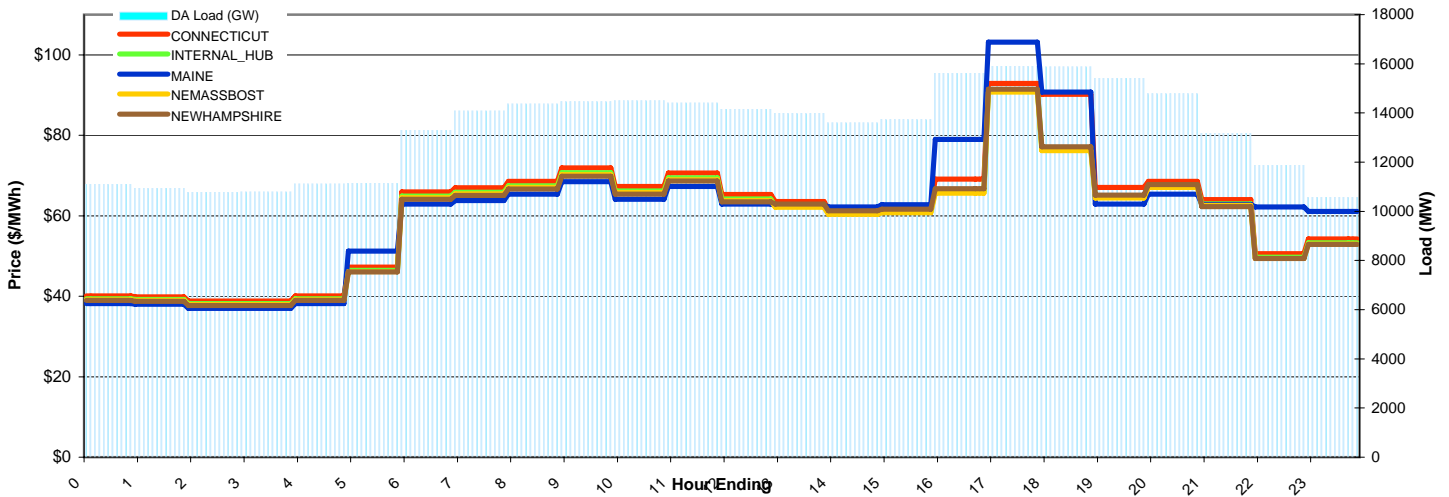
## Report for 01/07/2008

Price Color Codes:



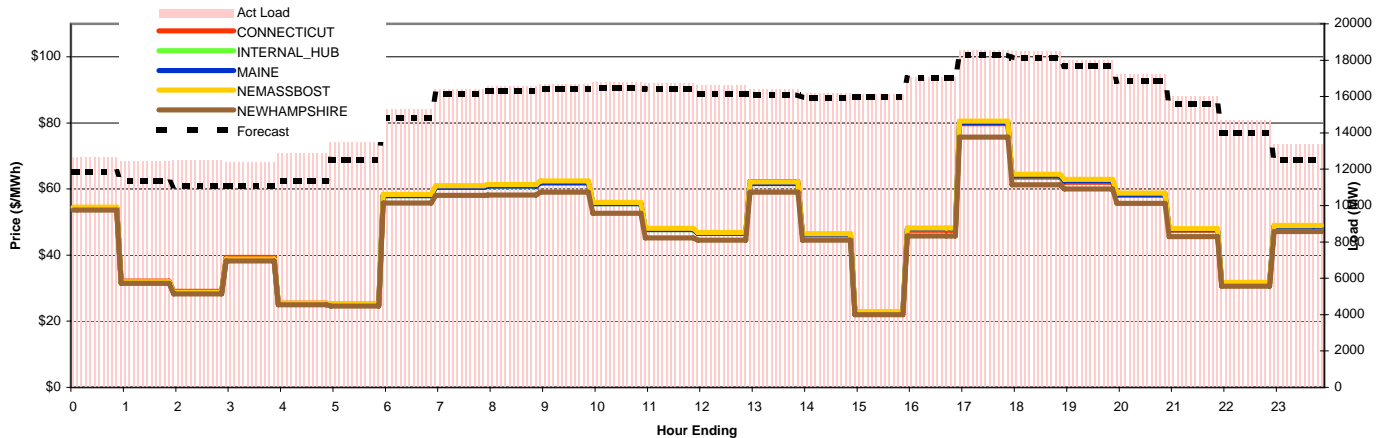
### Day-Ahead Prices and Cleared Load

	HE1	HE2	HE3	HE4	HE5	HE6	HE7	HE8	HE9	HE10	HE11	HE12	HE13	HE14	HE15	HE16	HE17	HE18	HE19	HE20	HE21	HE22	HE23	HE24
CONNECTICUT	40.05	39.84	38.79	38.79	40.05	47.21	65.97	66.96	68.59	71.87	67.30	70.60	65.30	63.53	61.76	62.16	69.14	92.92	90.16	67.08	68.60	64.06	50.56	54.24
NEMASSBOST	39.15	38.94	37.91	37.91	39.15	46.13	64.47	65.43	67.02	70.23	65.75	68.99	63.8	62.08	60.35	60.74	65.64	90.75	76.18	64.4	67.03	62.6	49.37	52.99
NEWHAMPSHIRE	38.95	38.74	37.72	37.72	38.95	46.03	64.14	65.09	66.67	69.86	65.41	68.63	63.49	62.92	61.23	61.62	66.71	91.49	77.14	65.15	67.75	62.31	49.43	52.93
MAINE	38.19	37.99	36.99	36.99	38.19	51.23	62.90	63.82	65.37	68.50	64.13	67.29	62.89	62.79	62.16	62.73	79.02	103.18	90.76	62.94	65.37	62.83	62.17	61.09
INTERNAL_HUB	39.39	39.18	38.15	38.15	39.39	46.42	64.87	65.84	67.44	70.67	66.17	69.42	64.2	62.47	60.72	61.12	66.07	91.33	76.69	64.81	67.45	62.99	49.69	53.32
DA Load (GW)	11.1	11.0	10.8	10.8	11.1	11.1	13.3	14.1	14.4	14.5	14.5	14.4	14.2	14.0	13.6	13.7	15.6	15.9	15.9	15.4	14.8	13.2	11.9	10.6



### Preliminary Real-Time Prices with Forecasted and Actual System Load

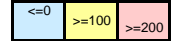
	HE1	HE2	HE3	HE4	HE5	HE6	HE7	HE8	HE9	HE10	HE11	HE12	HE13	HE14	HE15	HE16	HE17	HE18	HE19	HE20	HE21	HE22	HE23	HE24
CONNECTICUT	54.87	32.02	28.81	38.95	25.47	25.16	58.77	61.40	61.76	62.81	56.16	48.27	46.98	62.52	46.57	22.93	48.41	81.07	64.85	63.41	59.12	48.41	32.00	49.38
NEMASSBOST	54.27	31.76	28.52	38.51	25.14	24.87	57.72	60.33	60.69	61.77	55.45	47.72	46.55	61.52	46.17	22.81	48.01	79.86	64.11	62.61	58.39	47.63	31.51	48.6
NEWHAMPSHIRE	53.95	31.65	28.48	38.47	25.15	24.94	57.65	60.25	60.62	61.7	55.36	47.61	46.5	61.74	46.18	22.78	47.7	79.65	64.03	62.47	58.21	47.58	31.52	48.59
MAINE	53.69	31.50	28.31	38.24	25.01	24.63	55.81	58.10	58.15	59.03	52.69	45.21	44.55	59.08	44.57	21.99	45.79	75.72	61.34	60.02	55.63	45.62	30.56	47.13
INTERNAL_HUB	54.3	31.8	28.59	38.62	25.28	25.01	57.98	60.51	60.88	61.92	55.54	47.78	46.57	61.7	46.2	22.81	47.98	79.96	64.01	62.48	58.36	47.69	31.63	48.84
Forecast	11.83	11.34	11.10	11.05	11.37	12.53	14.84	16.16	16.30	16.39	16.47	16.41	16.17	16.10	15.94	15.99	17.01	18.30	18.13	17.66	16.84	15.62	13.99	12.52
(RT) - (DA Load)	1.58	1.49	1.70	1.59	1.77	2.76	2.01	2.32	2.19	2.22	2.29	2.35	2.43	2.44	2.60	2.41	1.45	2.64	2.63	2.57	2.44	2.86	2.82	2.81



# ISO-NE Daily Report

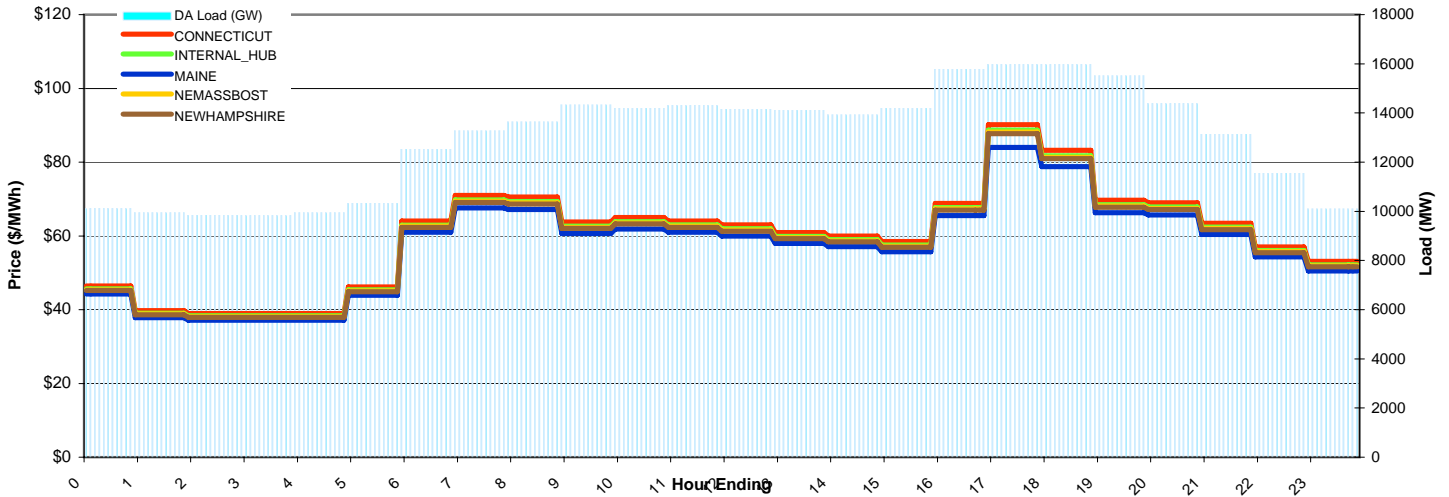
## Report for 01/08/2008

Price Color Codes:



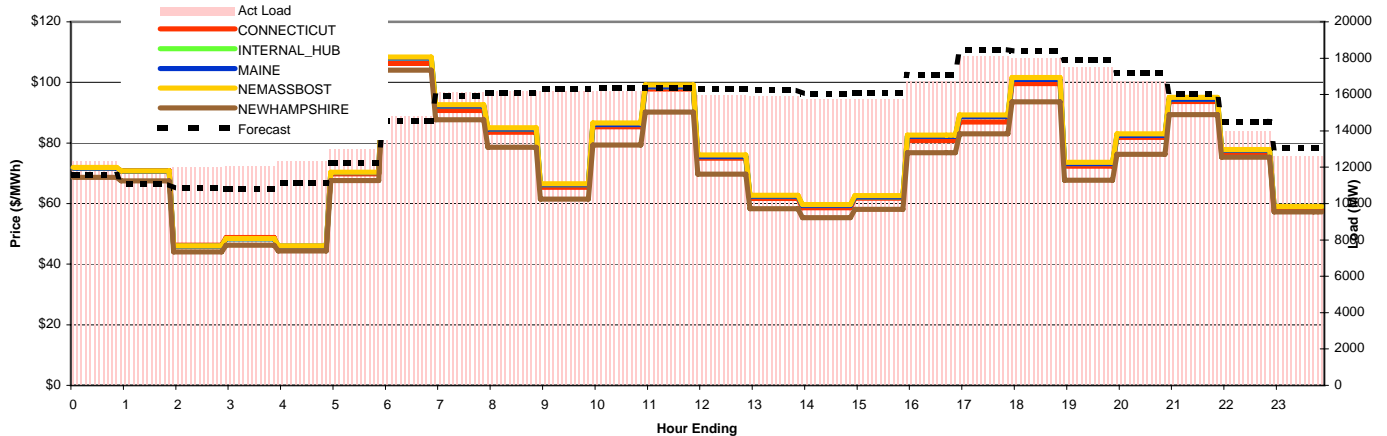
### Day-Ahead Prices and Cleared Load

	HE1	HE2	HE3	HE4	HE5	HE6	HE7	HE8	HE9	HE10	HE11	HE12	HE13	HE14	HE15	HE16	HE17	HE18	HE19	HE20	HE21	HE22	HE23	HE24
CONNECTICUT	46.44	39.73	38.99	38.99	38.99	46.13	64.05	70.97	70.54	63.75	64.99	64.06	63.00	60.91	60.00	58.50	68.85	90.19	83.20	69.64	69.00	63.44	57.03	53.07
NEMASSBOST	45.4	38.84	38.12	38.12	38.12	45.1	62.62	69.38	68.96	62.33	63.54	62.63	61.59	59.55	58.86	57.19	67.31	88.18	81.34	68.08	67.46	62.02	55.76	51.88
NEWHAMPSHIRE	45.18	38.65	37.93	37.93	37.93	44.88	62.31	69.04	68.62	62.02	63.23	62.32	61.29	59.25	58.37	56.91	66.97	87.74	80.93	67.75	67.12	61.72	55.48	51.62
MAINE	44.21	37.82	37.11	37.11	37.11	43.91	60.97	67.56	67.15	60.69	61.87	60.98	59.97	57.98	57.12	55.69	65.54	84.02	78.79	66.29	65.68	60.39	54.29	50.51
INTERNAL_HUB	45.64	39.05	38.32	38.32	38.32	45.34	62.95	69.75	69.33	62.66	63.88	62.96	61.92	59.86	58.97	57.49	67.66	88.65	81.76	68.44	67.81	62.35	56.05	52.15
DA Load (GW)	10.1	9.9	9.8	9.8	9.9	10.3	12.5	13.3	13.6	14.3	14.2	14.3	14.2	14.1	13.9	14.2	15.8	16.0	16.0	15.5	14.4	13.2	11.6	10.1



### Preliminary Real-Time Prices with Forecasted and Actual System Load

	HE1	HE2	HE3	HE4	HE5	HE6	HE7	HE8	HE9	HE10	HE11	HE12	HE13	HE14	HE15	HE16	HE17	HE18	HE19	HE20	HE21	HE22	HE23	HE24
CONNECTICUT	72.31	71.02	45.95	48.40	45.68	69.53	107.65	91.46	84.94	66.65	86.41	99.02	75.83	62.44	59.51	62.45	82.50	88.83	101.71	74.00	83.13	95.04	77.66	58.80
NEMASSBOST	71.53	70.41	45.82	48.25	45.93	70.19	108.11	92.59	84.75	66.35	86.1	98.55	75.7	62.62	59.55	62.43	82.64	89.36	101.48	73.46	82.73	94.42	77.61	59.1
NEWHAMPSHIRE	70.98	69.79	45.49	47.93	45.6	69.81	107.31	91.8	83.73	65.46	85.13	97.25	74.74	61.88	58.83	61.69	81.23	87.85	99.81	72.37	81.75	93.5	76.9	58.37
MAINE	68.66	67.45	44.07	46.32	44.35	67.64	104.03	87.71	78.62	61.50	79.38	90.26	69.74	58.28	55.34	58.13	76.83	83.03	93.54	67.74	76.29	89.41	75.30	57.24
INTERNAL_HUB	71.77	70.67	45.95	48.42	46	70.23	108.08	92.25	84.6	66.2	86.06	98.58	75.57	62.41	59.35	62.27	82.2	88.76	101.03	73.19	82.53	94.44	77.65	59.05
Forecast	11.58	11.06	10.86	10.82	11.13	12.23	14.55	15.91	16.10	16.28	16.37	16.38	16.31	16.24	16.06	16.08	17.09	18.47	18.39	17.89	17.16	16.02	14.51	13.06
(RT) - (DA Load)	2.21	1.90	2.17	2.24	2.40	2.68	2.31	2.83	2.56	1.82	1.99	1.83	1.83	1.82	1.84	1.53	0.95	2.13	2.05	1.96	2.36	2.38	2.40	2.50

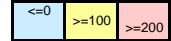




# ISO-NE Daily Report

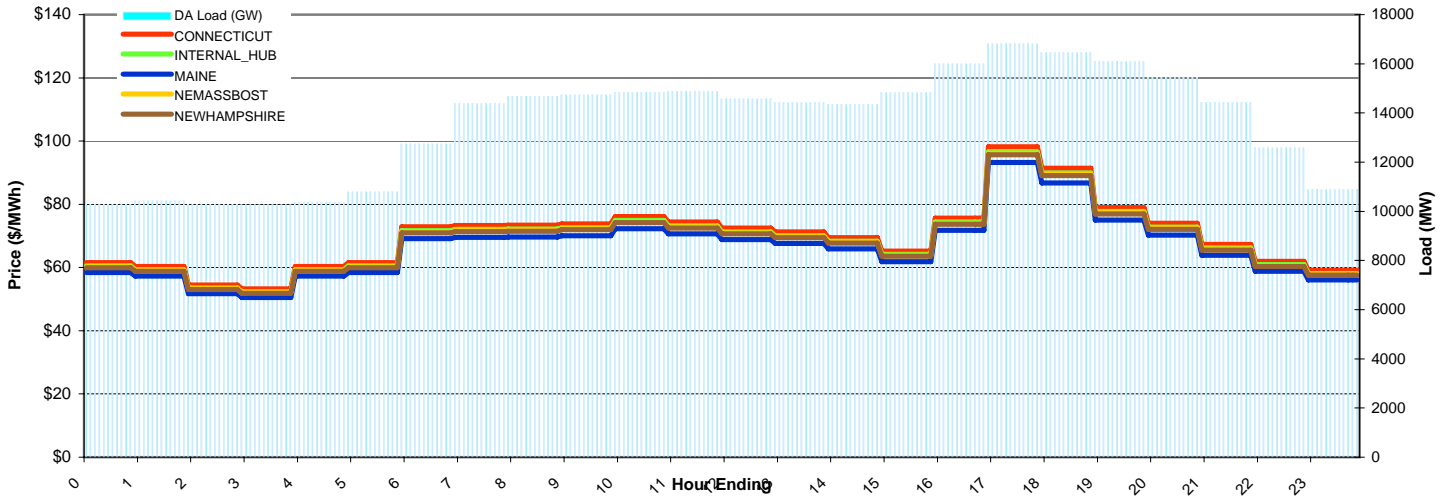
## Report for 01/09/2008

Price Color Codes:



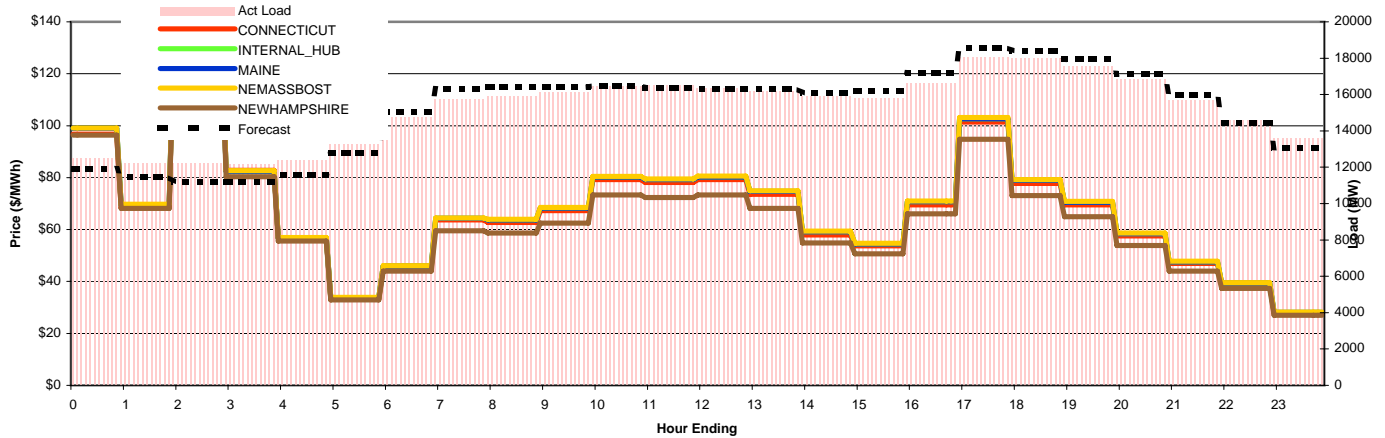
### Day-Ahead Prices and Cleared Load

	HE1	HE2	HE3	HE4	HE5	HE6	HE7	HE8	HE9	HE10	HE11	HE12	HE13	HE14	HE15	HE16	HE17	HE18	HE19	HE20	HE21	HE22	HE23	HE24
CONNECTICUT	61.54	60.36	54.48	53.21	60.36	61.54	72.85	73.25	73.39	73.84	76.12	74.40	72.48	71.24	69.46	65.21	75.60	98.21	91.43	79.00	73.98	67.27	61.94	59.12
NEMASSBOST	60.24	59.09	53.34	52.09	59.09	60.24	71.32	71.71	71.84	72.29	74.52	72.84	70.96	69.75	68	63.84	74.02	96.15	89.51	77.34	72.43	65.86	60.64	57.88
NEWHAMPSHIRE	59.96	58.81	53.09	51.84	58.81	59.96	70.98	71.37	71.5	71.95	74.17	72.5	70.62	69.42	67.68	63.54	73.66	95.7	89.09	76.98	72.09	65.54	60.36	57.6
MAINE	58.42	57.30	51.72	50.51	57.30	58.42	69.16	69.54	69.67	70.10	72.26	70.63	68.81	67.63	65.94	61.90	71.77	93.24	86.80	75.00	70.24	63.86	58.81	56.12
INTERNAL_HUB	60.53	59.37	53.59	52.33	59.37	60.53	71.65	72.05	72.18	72.63	74.87	73.18	71.29	70.07	68.32	64.14	74.36	96.6	89.93	77.71	72.77	66.17	60.93	58.15
DA Load (GW)	10.3	10.4	10.3	10.3	10.4	10.8	12.7	14.4	14.7	14.7	14.8	14.9	14.6	14.4	14.3	14.8	16.0	16.8	16.5	16.1	15.5	14.4	12.6	10.9



### Preliminary Real-Time Prices with Forecasted and Actual System Load

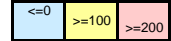
	HE1	HE2	HE3	HE4	HE5	HE6	HE7	HE8	HE9	HE10	HE11	HE12	HE13	HE14	HE15	HE16	HE17	HE18	HE19	HE20	HE21	HE22	HE23	HE24
CONNECTICUT	98.81	69.15	133.48	82.18	56.53	33.35	45.65	64.28	63.97	68.66	80.73	79.76	80.95	75.64	59.87	55.27	71.64	104.58	79.89	71.45	59.25	48.20	39.73	28.40
NEMASSBOST	98.67	69.31	133.05	82	56.51	33.68	45.91	64.14	63.57	68.01	79.82	78.98	79.99	74.35	59.04	54.31	70.46	102.12	78.64	70.18	58.21	47.23	39.15	27.94
NEWHAMPSHIRE	97.81	68.82	132.6	81.68	56.2	33.43	45.4	63.23	62.41	66.54	78.07	77.2	78.13	72.47	57.58	53.08	69	100.12	77.05	68.73	57.04	46.3	38.43	27.44
MAINE	96.33	68.09	130.64	80.39	55.55	32.91	43.96	59.53	58.64	62.54	73.37	72.40	73.36	68.14	54.88	50.62	66.03	94.83	73.08	64.92	53.85	43.97	37.34	27.02
INTERNAL_HUB	98.98	69.57	133.91	82.5	56.82	33.79	46	64.27	63.7	68.24	80.21	79.25	80.29	74.7	59.18	54.46	70.69	102.68	78.94	70.53	58.47	47.54	39.44	28.13
Forecast	11.90	11.44	11.22	11.22	11.58	12.78	15.04	16.32	16.41	16.41	16.49	16.37	16.29	16.28	16.10	16.19	17.20	18.58	18.41	17.94	17.13	15.98	14.43	13.06
(RT) - (DA Load)	2.21	1.79	1.93	1.91	2.05	2.47	1.99	1.34	1.23	1.42	1.60	1.64	1.79	1.76	1.56	1.00	0.61	1.25	1.58	1.43	1.41	1.26	2.02	2.70



# ISO-NE Daily Report

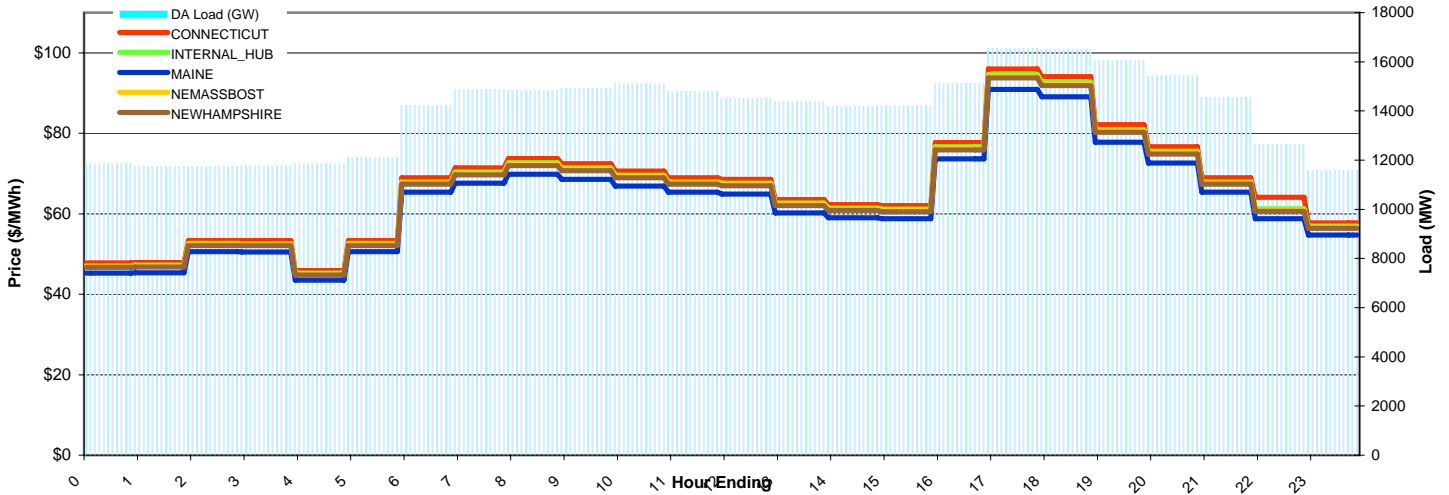
## Report for 01/10/2008

Price Color Codes:



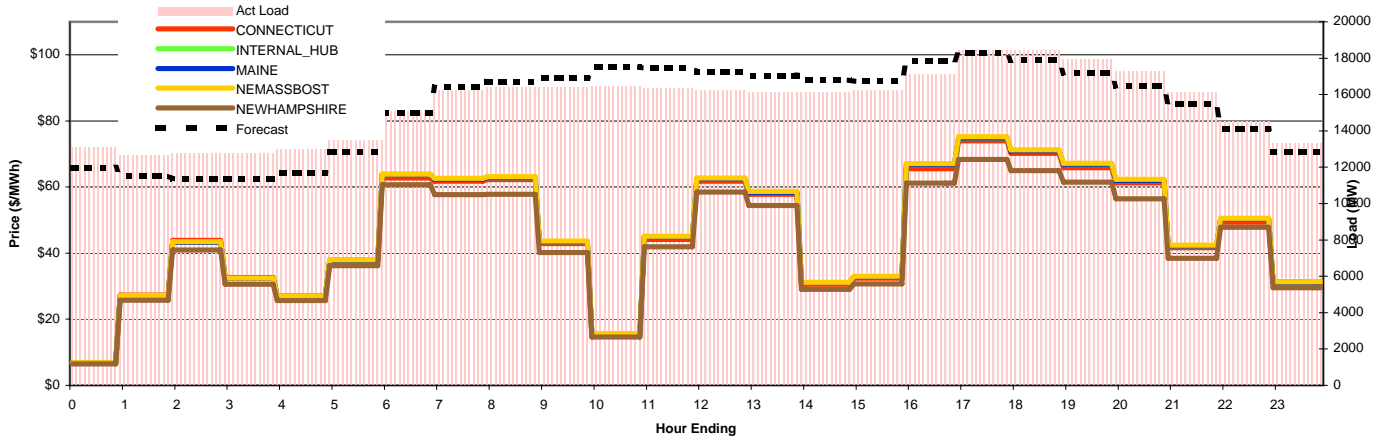
### Day-Ahead Prices and Cleared Load

	HE1	HE2	HE3	HE4	HE5	HE6	HE7	HE8	HE9	HE10	HE11	HE12	HE13	HE14	HE15	HE16	HE17	HE18	HE19	HE20	HE21	HE22	HE23	HE24
CONNECTICUT	47.79	47.90	53.38	53.36	45.90	53.38	68.99	71.39	73.75	72.43	70.61	68.99	68.57	63.57	62.28	62.02	77.74	96.03	94.06	82.17	76.68	68.99	64.12	57.77
NEMASSBOST	46.92	47.03	52.4	52.38	45.06	52.4	67.73	70.09	72.4	71.11	69.32	67.73	67.31	62.41	61.14	60.89	76.32	94.27	92.34	80.66	75.28	67.73	60.96	56.71
NEWHAMPSHIRE	46.66	46.78	52.12	52.1	44.81	52.12	67.36	69.71	72.01	70.72	68.95	67.36	66.95	62.07	60.81	60.56	75.91	93.76	91.84	80.23	74.87	67.36	60.63	56.41
MAINE	45.26	45.37	50.55	50.53	43.47	50.55	65.34	67.62	69.84	68.60	66.88	65.34	64.94	60.21	58.98	58.74	73.63	90.94	89.08	77.82	72.62	65.34	58.79	54.71
INTERNAL_HUB	47.11	47.22	52.62	52.6	45.24	52.62	68.01	70.38	72.7	71.4	69.61	68.01	67.59	62.67	61.39	61.14	76.64	94.66	92.72	81	75.59	68.01	61.21	56.95
DA Load (GW)	11.9	11.7	11.7	11.8	11.9	12.1	14.2	14.9	14.9	14.9	15.1	14.8	14.5	14.4	14.2	14.2	15.1	16.6	16.5	16.0	15.4	14.5	12.6	11.6



### Preliminary Real-Time Prices with Forecasted and Actual System Load

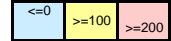
	HE1	HE2	HE3	HE4	HE5	HE6	HE7	HE8	HE9	HE10	HE11	HE12	HE13	HE14	HE15	HE16	HE17	HE18	HE19	HE20	HE21	HE22	HE23	HE24
CONNECTICUT	6.96	27.53	43.90	32.69	27.22	38.07	64.06	63.03	64.02	44.18	15.84	45.58	63.49	59.40	31.50	33.34	67.82	76.65	72.86	68.19	63.38	43.09	51.29	31.81
NEMASSBOST	6.78	26.8	42.68	31.87	26.68	37.64	63.32	61.76	62.19	43.12	15.54	44.6	61.94	57.77	30.85	32.65	66.22	73.98	69.99	66.29	61.41	41.81	50.01	31.09
NEWHAMPSHIRE	6.66	26.4	42.09	31.41	26.3	37.04	62.31	60.73	61.09	42.34	15.25	43.82	60.96	56.88	30.3	32.05	64.7	72.47	68.65	64.9	60.07	40.77	49.13	30.5
MAINE	6.52	25.78	40.94	30.58	25.66	36.22	60.76	57.75	57.78	40.23	14.59	41.90	58.52	54.41	29.04	30.69	61.23	68.40	64.99	61.51	56.44	38.46	47.82	29.51
INTERNAL_HUB	6.86	27.13	43.29	32.31	27	37.97	63.79	62.34	62.81	43.46	15.63	44.89	62.44	58.28	31.06	32.85	66.77	74.83	70.84	66.9	62.01	42.22	50.37	31.31
Forecast	11.98	11.54	11.35	11.36	11.70	12.82	14.99	16.39	16.69	16.88	17.51	17.45	17.25	17.04	16.79	16.72	17.84	18.30	17.88	17.20	16.48	15.46	14.12	12.84
(RT) - (DA Load)	1.26	0.94	1.03	1.01	1.13	1.58	0.85	1.39	1.55	1.48	1.33	1.56	1.69	1.73	1.94	2.05	1.99	1.89	1.94	1.91	1.85	1.60	1.90	1.75



# ISO-NE Daily Report

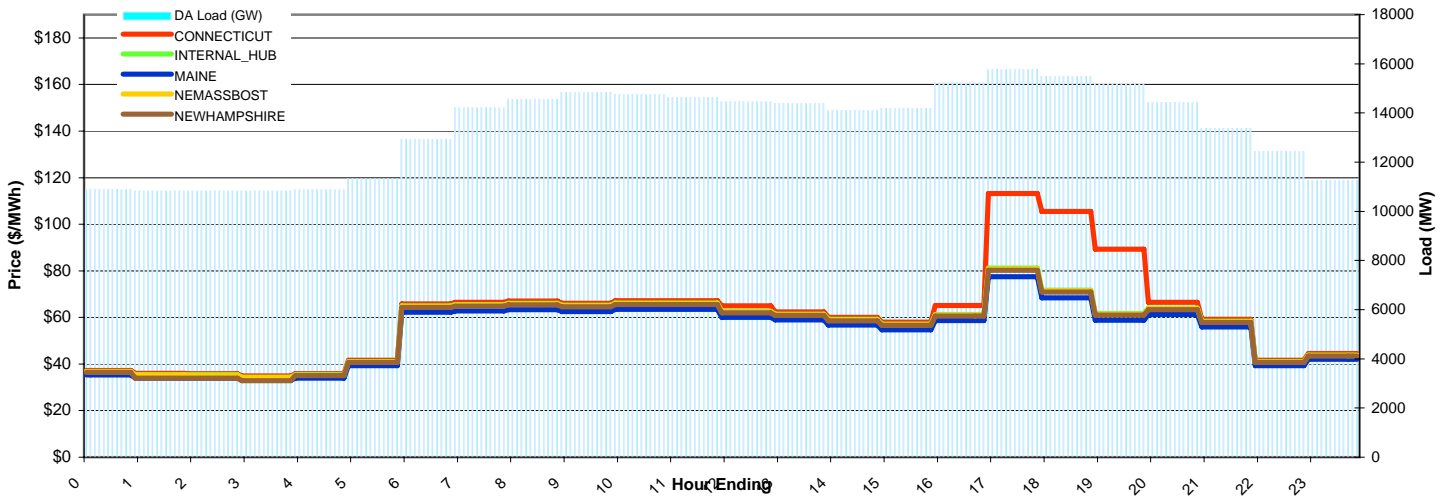
## Report for 01/11/2008

Price Color Codes:



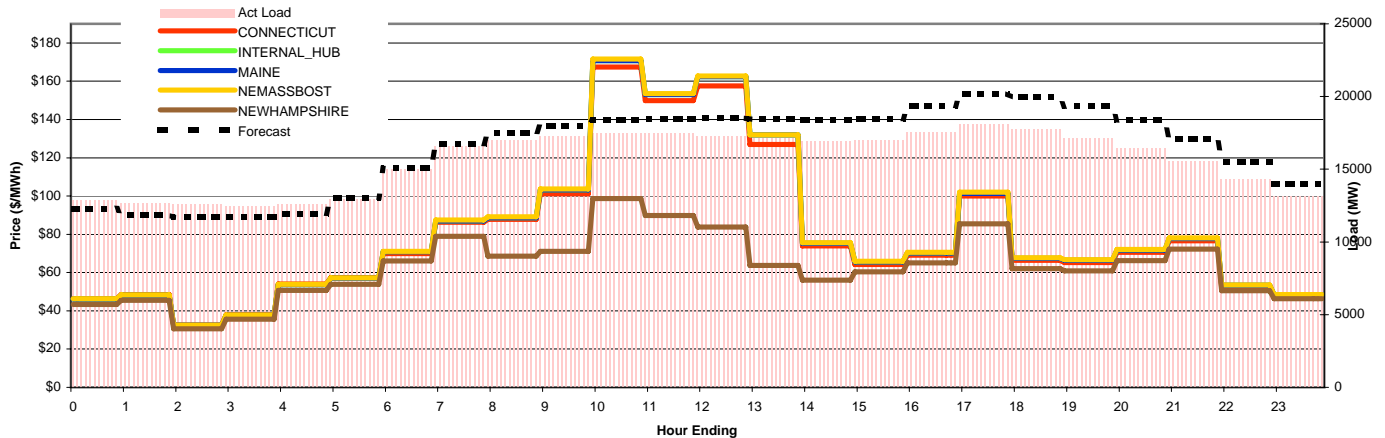
### Day-Ahead Prices and Cleared Load

	HE1	HE2	HE3	HE4	HE5	HE6	HE7	HE8	HE9	HE10	HE11	HE12	HE13	HE14	HE15	HE16	HE17	HE18	HE19	HE20	HE21	HE22	HE23	HE24
CONNECTICUT	37.28	35.96	35.87	34.83	35.87	41.60	65.87	66.45	67.05	66.12	67.17	67.17	64.97	62.31	60.00	57.91	65.06	113.21	105.47	89.27	66.46	59.17	41.60	44.46
NEMASSBOST	36.62	35.32	35.23	34.21	35.23	40.86	64.7	65.27	65.86	64.94	65.97	65.97	62.35	61.2	58.93	56.88	61.02	80.77	71.41	61.38	63.71	58.11	40.86	43.67
NEWHAMPSHIRE	36.4	33.96	33.88	32.9	35.02	40.61	64.31	64.88	65.46	64.55	65.58	65.58	61.98	60.84	58.58	56.54	60.65	80.24	70.93	60.97	63.33	57.77	40.61	43.41
MAINE	35.25	34.00	33.92	32.93	33.91	39.33	62.27	62.82	63.39	62.50	63.50	63.50	60.00	58.91	56.72	54.74	58.70	77.43	68.40	58.80	61.31	55.93	39.33	42.03
INTERNAL_HUB	36.77	35.47	35.38	34.35	35.38	41.03	64.97	65.54	66.13	65.21	66.25	66.25	62.61	61.46	59.18	57.11	61.27	81.14	71.74	61.66	63.98	58.35	41.03	43.85
DA Load (GW)	10.9	10.8	10.8	10.8	10.9	11.3	12.9	14.2	14.6	14.8	14.7	14.6	14.5	14.4	14.1	14.2	15.2	15.8	15.5	15.2	14.4	13.4	12.4	11.3



### Preliminary Real-Time Prices with Forecasted and Actual System Load

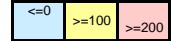
	HE1	HE2	HE3	HE4	HE5	HE6	HE7	HE8	HE9	HE10	HE11	HE12	HE13	HE14	HE15	HE16	HE17	HE18	HE19	HE20	HE21	HE22	HE23	HE24
CONNECTICUT	46.98	48.80	32.70	38.14	54.32	57.79	72.25	89.59	91.27	105.72	175.20	156.72	165.05	133.60	76.68	66.89	71.85	104.30	69.30	68.19	73.65	79.74	54.35	49.01
NEMASSBOST	45.65	47.5	31.96	37.24	52.99	56.46	70.13	85.89	87.7	102.4	169.38	151.61	161.22	130.86	74.62	65.1	69.56	100.25	66.62	65.62	70.89	76.93	53.03	47.99
NEWHAMPSHIRE	44.92	46.86	31.56	36.76	52.34	55.68	68.97	84.42	85.87	99.74	164.57	147.35	148.15	115.13	73.02	64.07	68.71	98.78	65.84	64.8	69.97	75.89	52.16	47.31
MAINE	43.30	45.45	30.65	35.66	50.73	53.78	66.09	78.93	68.50	71.15	98.73	89.89	83.73	63.66	55.96	60.33	65.00	85.39	62.11	60.86	66.24	72.25	50.45	46.36
INTERNAL_HUB	46.19	48.12	32.37	37.69	53.7	57.05	70.86	86.94	88.69	103.24	170.83	153.02	162.38	131.88	75.23	65.55	70.19	101.36	67.32	66.37	71.73	77.78	53.37	48.35
Forecast	12.28	11.84	11.68	11.70	11.94	13.06	15.06	16.74	17.49	18.01	18.36	18.48	18.50	18.45	18.38	18.47	19.37	20.17	19.94	19.33	18.38	17.09	15.48	14.02
(RT) - (DA Load)	2.00	1.85	1.75	1.62	1.70	1.61	2.05	2.38	2.46	2.43	2.71	2.87	2.82	2.75	2.85	2.79	2.29	2.32	2.26	1.98	2.00	2.15	1.90	1.84



# ISO-NE Daily Report

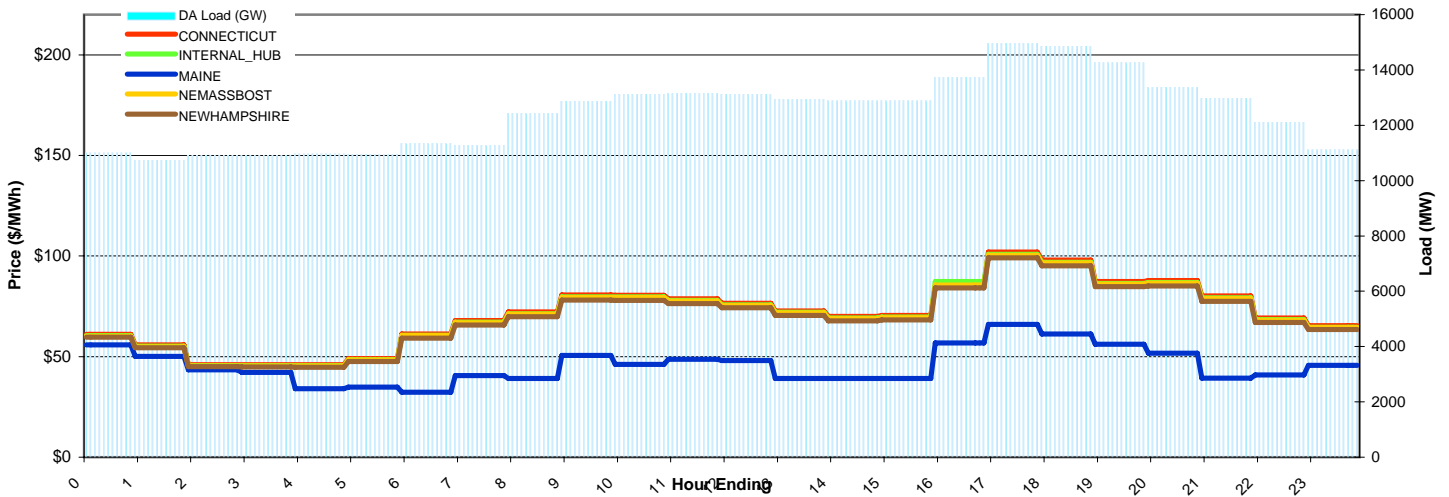
## Report for 01/12/2008

Price Color Codes:



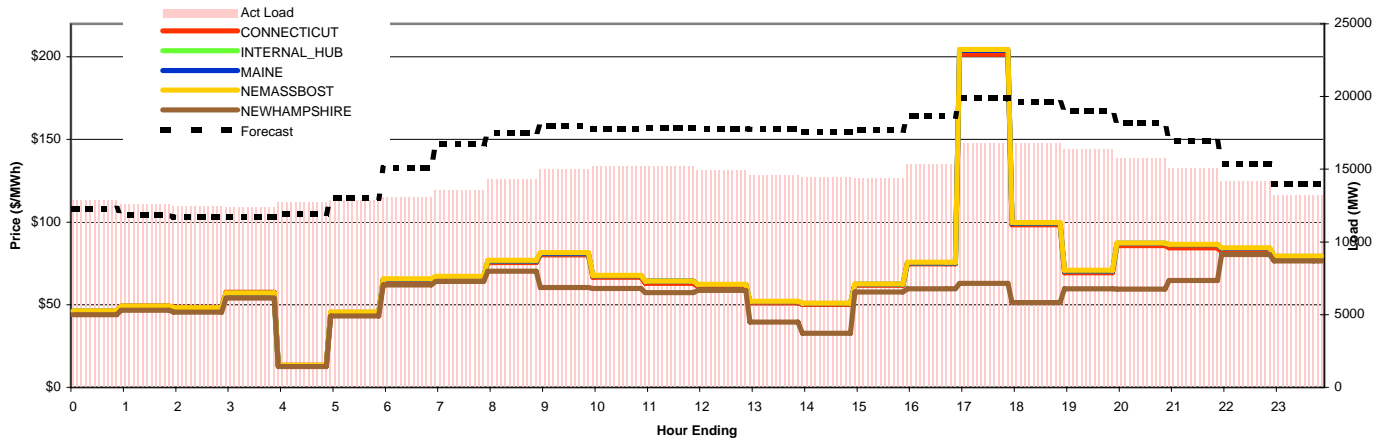
### Day-Ahead Prices and Cleared Load

	HE1	HE2	HE3	HE4	HE5	HE6	HE7	HE8	HE9	HE10	HE11	HE12	HE13	HE14	HE15	HE16	HE17	HE18	HE19	HE20	HE21	HE22	HE23	HE24
CONNECTICUT	61.16	55.81	46.04	46.04	46.02	49.05	61.31	67.89	72.15	80.60	80.56	78.79	76.54	72.73	70.00	70.49	85.08	102.02	98.06	87.35	87.87	80.16	69.20	65.39
NEMASSBOST	60.18	54.91	45.3	45.3	45.29	48.28	60.37	66.84	71.03	79.34	79.31	77.57	75.34	71.7	68.92	69.4	85.55	100.43	96.53	85.99	86.5	78.92	68.12	64.36
NEWHAMPSHIRE	59.67	54.42	44.95	44.91	44.69	47.6	59.2	65.68	69.77	78.18	78.02	76.39	74.21	70.4	67.71	68.18	84.13	99.08	95.2	84.8	85.18	77.46	66.93	63.43
MAINE	55.87	50.03	43.50	42.13	33.99	34.84	32.37	40.58	39.15	50.57	46.11	48.67	48.12	39.16	39.12	39.13	56.79	66.04	61.23	56.10	51.72	39.28	40.96	45.69
INTERNAL_HUB	60.43	55.13	45.48	45.48	45.47	48.47	60.6	67.1	71.31	79.65	79.62	77.87	75.64	72.04	69.19	69.67	87.28	100.82	96.91	86.33	86.84	79.23	68.39	64.61
DA Load (GW)	11.0	10.7	10.9	10.9	11.0	10.9	11.3	11.3	12.4	12.9	13.1	13.2	13.1	12.9	12.9	12.9	13.7	15.0	14.9	14.3	13.4	13.0	12.1	11.1



### Preliminary Real-Time Prices with Forecasted and Actual System Load

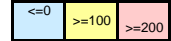
	HE1	HE2	HE3	HE4	HE5	HE6	HE7	HE8	HE9	HE10	HE11	HE12	HE13	HE14	HE15	HE16	HE17	HE18	HE19	HE20	HE21	HE22	HE23	HE24
CONNECTICUT	46.95	50.01	48.84	58.08	13.49	46.35	66.64	68.04	77.69	82.36	68.49	64.97	63.03	52.61	51.35	63.31	76.50	206.77	101.31	71.55	88.18	87.15	84.62	80.30
NEMASSBOST	45.55	48.31	47.36	56.09	13.07	44.78	64.35	66.17	75.73	80.25	67.09	63.97	61.94	51.7	50.52	62.01	75.1	204.11	99.31	70.63	87.03	86.2	83.83	78.84
NEWHAMPSHIRE	44.86	47.78	46.81	55.49	12.93	44.23	63.44	65.4	74.8	79.18	66.32	63.02	61.07	50.84	49.59	61.2	74.05	199.17	97.37	69.44	85.36	84.36	82.19	77.54
MAINE	43.94	46.70	45.60	54.00	12.59	43.19	62.04	64.03	70.29	60.44	59.83	57.34	58.73	39.59	32.78	57.79	59.61	63.00	51.33	59.72	59.46	64.76	80.37	76.41
INTERNAL_HUB	46.05	48.95	47.96	56.86	13.25	45.38	65.23	66.85	76.44	80.98	67.54	64.21	62.17	51.87	50.7	62.3	75.36	203.96	99.44	70.57	87.16	86.33	84.13	79.16
Forecast	12.28	11.84	11.68	11.70	11.94	13.06	15.06	16.74	17.49	18.01	17.74	17.86	17.79	17.73	17.59	17.68	18.65	19.88	19.65	19.01	18.18	16.95	15.37	13.95
(RT) - (DA Load)	1.88	1.87	1.57	1.50	1.76	1.94	1.73	2.31	1.91	2.12	2.10	2.01	1.80	1.68	1.56	1.53	1.60	1.83	1.92	2.09	2.41	2.12	2.09	2.14



# ISO-NE Daily Report

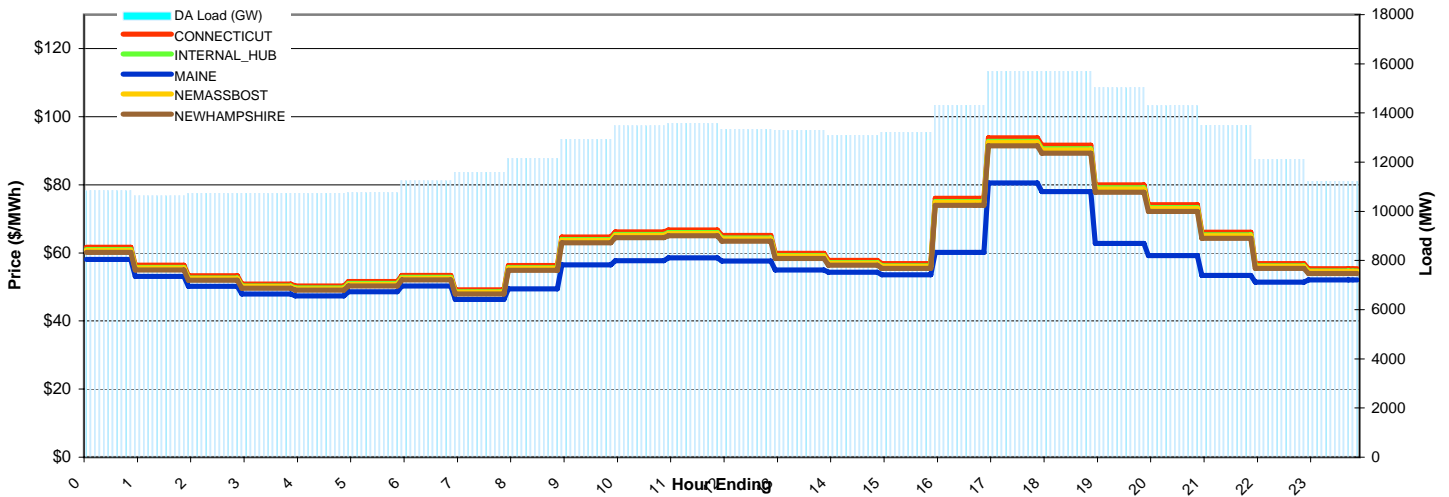
## Report for 01/13/2008

Price Color Codes:



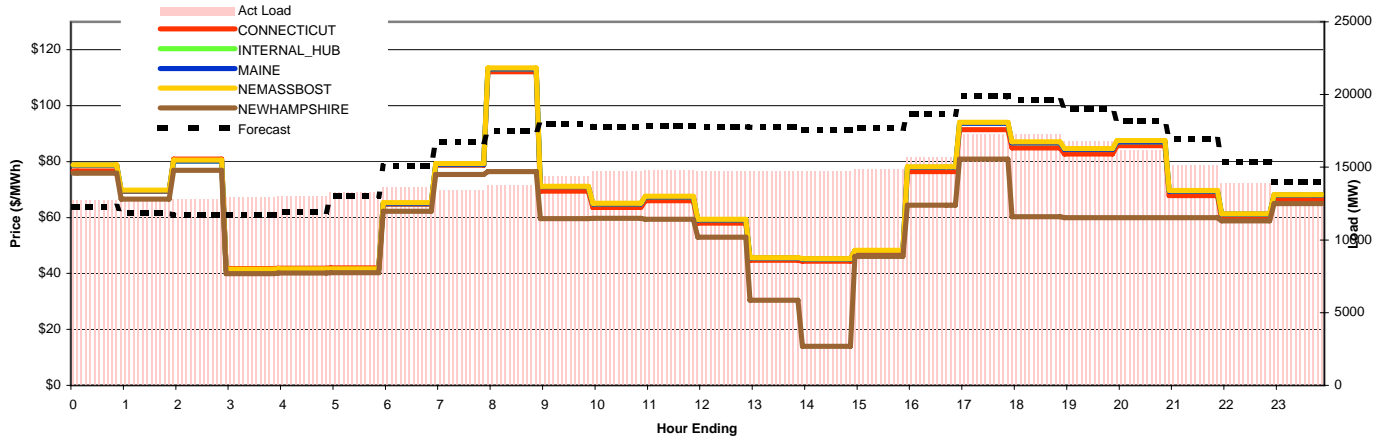
### Day-Ahead Prices and Cleared Load

	HE1	HE2	HE3	HE4	HE5	HE6	HE7	HE8	HE9	HE10	HE11	HE12	HE13	HE14	HE15	HE16	HE17	HE18	HE19	HE20	HE21	HE22	HE23	HE24
CONNECTICUT	61.70	56.39	53.26	50.87	50.26	51.59	53.40	49.16	56.29	64.63	66.16	66.76	65.10	59.90	57.85	56.89	76.00	93.81	91.62	80.00	74.16	66.09	56.89	55.34
NEMASSBOST	60.76	55.53	52.45	50.09	49.49	50.8	52.59	48.41	55.44	63.66	65.16	65.75	64.11	58.99	56.96	56.02	74.86	92.39	90.23	78.8	73.04	65.09	56.02	54.49
NEWHAMPSHIRE	60.19	55.02	51.96	49.62	49.03	50.33	52.1	47.96	54.86	62.98	64.46	65.06	63.44	58.4	56.43	55.5	73.95	91.48	89.31	77.83	72.17	64.28	55.45	53.99
MAINE	58.12	53.12	50.17	47.91	47.34	48.59	50.30	46.30	49.45	56.52	57.70	58.57	57.66	55.02	54.32	53.59	60.16	80.56	77.99	62.76	59.24	53.41	51.40	52.12
INTERNAL_HUB	61	55.75	52.65	50.29	49.69	51	52.79	48.6	55.66	63.91	65.42	66.01	64.37	59.22	57.19	56.25	75.15	92.76	90.59	79.11	73.33	65.35	56.25	54.71
DA Load (GW)	10.8	10.6	10.7	10.7	10.7	10.8	11.2	11.6	12.2	12.9	13.5	13.6	13.3	13.3	13.1	13.2	14.3	15.7	15.7	15.0	14.3	13.5	12.1	11.2



### Preliminary Real-Time Prices with Forecasted and Actual System Load

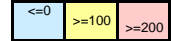
	HE1	HE2	HE3	HE4	HE5	HE6	HE7	HE8	HE9	HE10	HE11	HE12	HE13	HE14	HE15	HE16	HE17	HE18	HE19	HE20	HE21	HE22	HE23	HE24
CONNECTICUT	80.23	70.91	81.59	42.01	42.13	42.19	66.24	80.59	115.17	71.66	65.46	67.91	59.74	45.97	45.50	48.42	78.25	94.35	87.37	85.39	88.38	70.54	61.99	69.20
NEMASSBOST	78.24	68.89	79.34	40.85	40.95	40.88	64.17	78.28	112.49	70.82	64.73	67.05	58.94	45.45	45.06	48.11	77.94	94.08	86.86	84.28	86.71	69.07	60.94	67.66
NEWHAMPSHIRE	76.92	68.02	78.64	40.58	40.71	40.76	63.5	77.42	110.27	69.43	63.65	65.88	57.97	44.48	43.83	47.31	76.57	92.29	85.17	82.71	85.07	67.69	59.7	66.55
MAINE	75.91	66.64	76.91	39.97	40.14	40.25	62.26	75.46	76.45	59.63	59.79	59.38	52.94	30.49	13.94	46.10	64.38	80.88	60.26	59.91	59.94	59.98	58.81	64.98
INTERNAL_HUB	78.69	69.54	80.26	41.36	41.47	41.47	65.04	79	113.2	71.06	64.93	67.35	59.13	45.57	45.18	48.19	77.96	93.76	86.77	84.37	87.13	69.46	61.22	68.12
Forecast	12.28	11.84	11.68	11.70	11.94	13.06	15.06	16.74	17.49	18.01	17.74	17.86	17.79	17.73	17.59	17.68	18.65	19.88	19.65	19.01	18.18	16.95	15.37	13.95
(RT) - (DA Load)	1.94	2.09	2.04	2.17	2.24	2.49	2.41	1.83	1.64	1.46	1.22	1.25	1.40	1.43	1.62	1.63	1.37	1.56	1.59	1.74	1.89	1.67	1.79	1.99



# ISO-NE Daily Report

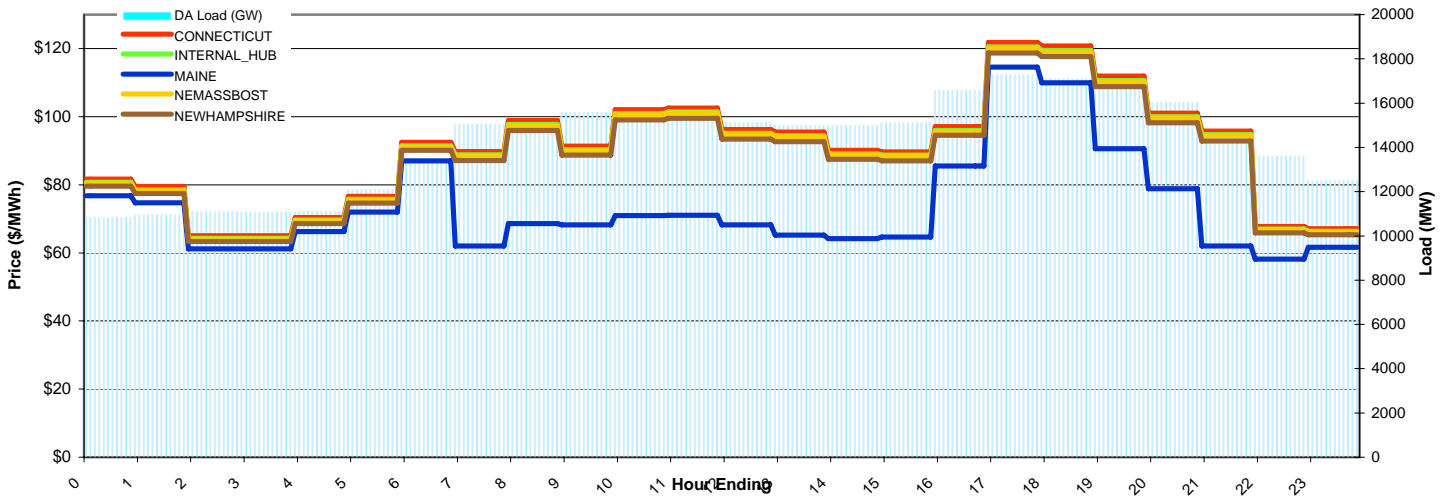
Report for 01/14/2008

Price Color Codes:



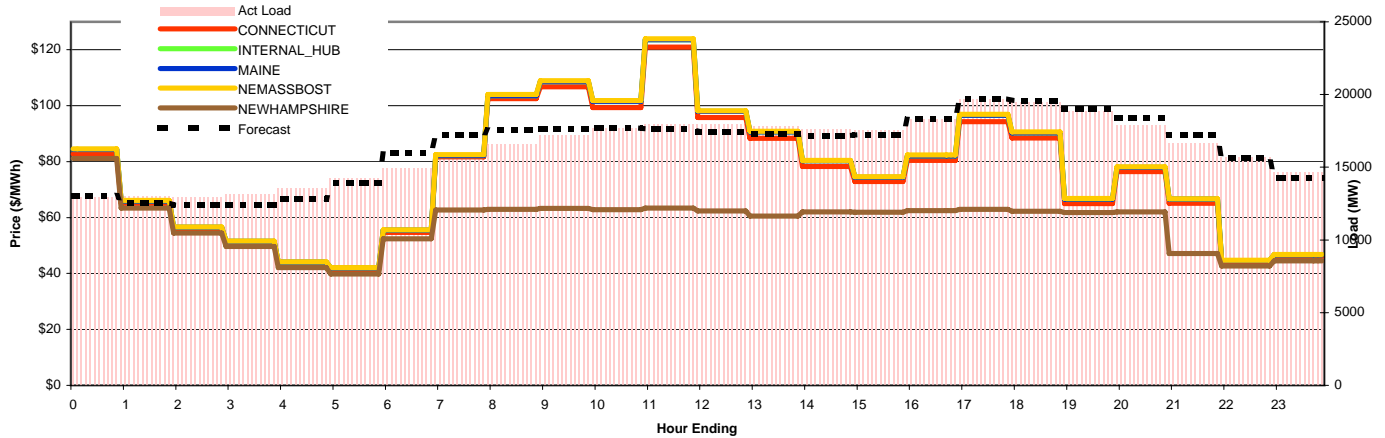
## Day-Ahead Prices and Cleared Load

	HE1	HE2	HE3	HE4	HE5	HE6	HE7	HE8	HE9	HE10	HE11	HE12	HE13	HE14	HE15	HE16	HE17	HE18	HE19	HE20	HE21	HE22	HE23	HE24
CONNECTICUT	81.66	79.49	65.04	65.04	70.42	76.58	92.52	89.78	98.86	91.35	102.12	102.54	96.22	95.53	90.12	89.68	97.10	121.84	120.83	111.92	101.09	95.81	67.75	67.11
NEMASSBOST	80.43	78.29	64.06	64.06	69.36	75.42	91.13	88.46	97.4	90	100.62	101.03	94.81	94.12	88.79	88.36	95.64	120	119.01	110.26	99.59	94.41	66.74	66.1
NEWHAMPSHIRE	79.57	77.45	63.38	63.38	68.62	74.61	90.15	87.13	95.94	88.73	99.1	99.51	93.4	92.69	87.48	87.07	94.53	118.73	117.68	108.83	98.24	92.91	65.93	65.37
MAINE	76.82	74.77	61.18	61.18	66.24	72.03	87.03	62.08	68.63	68.21	70.96	71.08	68.23	65.19	64.17	64.65	85.50	114.60	110.00	90.63	78.82	62.02	58.16	61.65
INTERNAL_HUB	80.75	78.6	64.31	64.31	69.63	75.72	91.49	88.8	97.77	90.34	101	101.41	95.17	94.48	89.13	88.7	96.01	120.47	119.47	110.68	99.97	94.77	67	66.35
DA Load (GW)	10.8	10.9	11.1	11.1	11.1	12.1	13.5	15.0	15.1	15.6	15.4	15.3	15.1	15.0	15.0	15.1	16.6	17.3	17.1	16.8	16.0	14.3	13.6	12.5



## Preliminary Real-Time Prices with Forecasted and Actual System Load

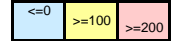
	HE1	HE2	HE3	HE4	HE5	HE6	HE7	HE8	HE9	HE10	HE11	HE12	HE13	HE14	HE15	HE16	HE17	HE18	HE19	HE20	HE21	HE22	HE23	HE24
CONNECTICUT	85.96	66.93	57.28	52.09	44.56	42.46	56.16	83.61	105.31	109.78	102.22	124.34	98.32	90.57	79.99	74.57	82.32	96.92	90.81	67.07	78.64	66.84	44.83	47.52
NEMASSBOST	83.36	65	55.79	50.79	43.41	41.36	54.79	81.2	102.32	107.66	100.82	122.7	97.23	89.93	79.88	73.78	81.53	96.11	89.89	66.49	77.5	66.09	44.29	46.13
NEWHAMPSHIRE	82.26	64.35	55.2	50.29	42.87	40.69	53.73	79.64	100.11	105.14	98.44	120.1	95.46	88.04	78.17	72.35	79.97	94.12	88.07	65.07	75.69	64.41	43.4	45.41
MAINE	81.15	63.41	54.48	49.62	42.13	39.77	52.45	62.74	62.91	63.23	62.86	63.39	62.33	60.56	62.02	61.86	62.45	62.89	62.30	61.80	62.00	47.11	42.64	44.54
INTERNAL_HUB	84.29	65.87	56.5	51.48	44.06	41.97	55.48	82.19	103.57	108.64	101.56	123.63	97.93	90.58	80.32	74.33	82.04	96.58	90.3	66.63	77.94	66.55	44.63	46.68
Forecast	13.02	12.56	12.39	12.42	12.82	13.94	15.98	17.19	17.54	17.63	17.69	17.63	17.45	17.32	17.17	17.24	18.29	19.71	19.58	19.03	18.36	17.20	15.66	14.25
(RT) - (DA Load)	2.13	2.06	1.86	2.08	2.43	2.12	1.46	0.83	1.46	1.62	2.33	2.64	2.85	2.84	2.62	2.39	1.76	2.39	2.40	2.06	1.88	2.34	2.09	2.19



# ISO-NE Daily Report

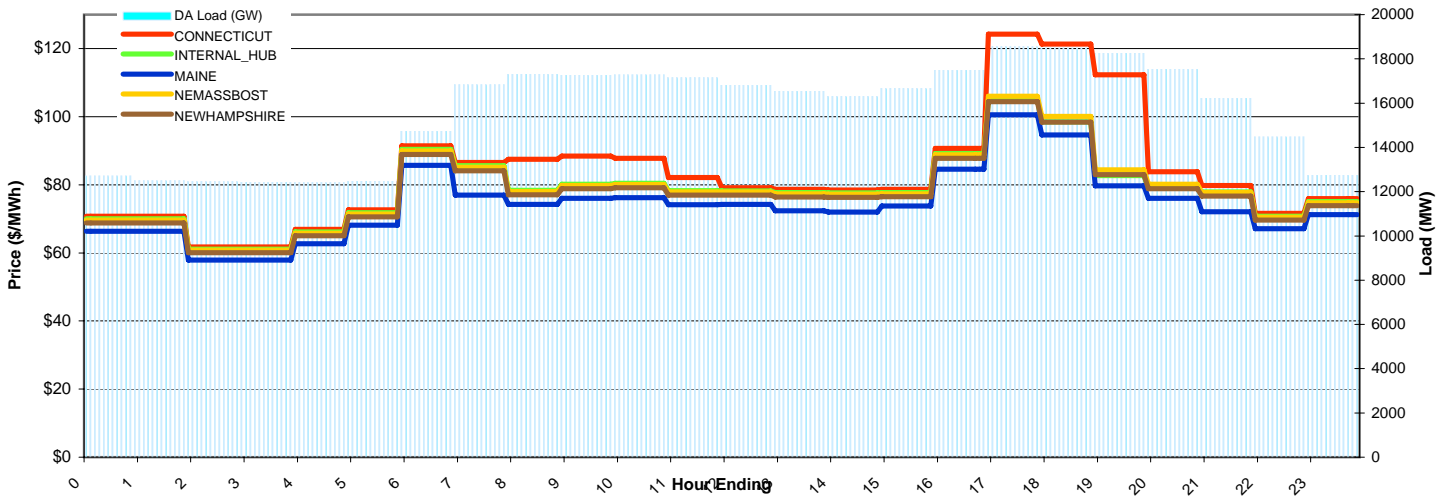
## Report for 01/15/2008

Price Color Codes:



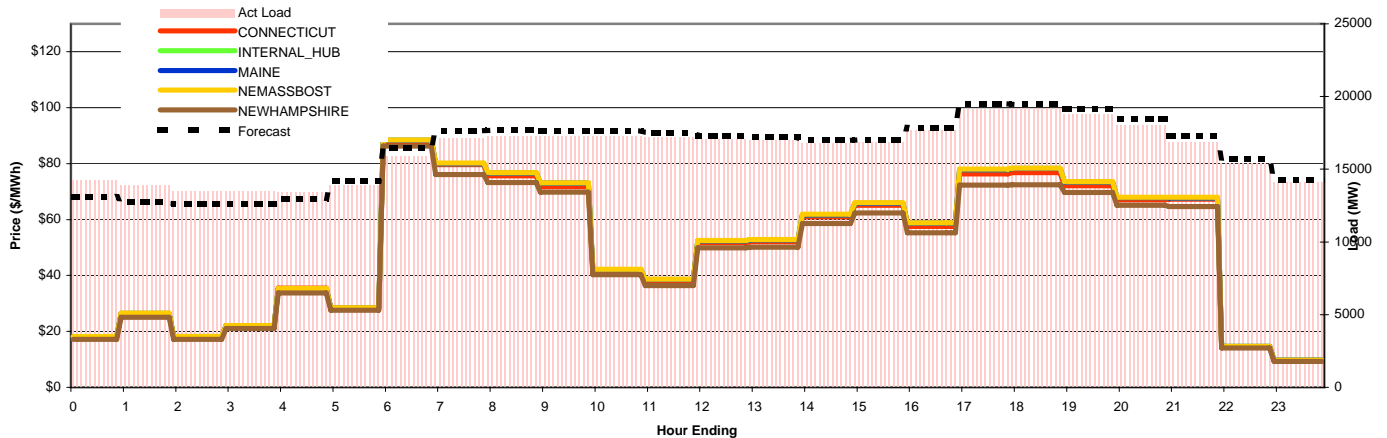
### Day-Ahead Prices and Cleared Load

	HE1	HE2	HE3	HE4	HE5	HE6	HE7	HE8	HE9	HE10	HE11	HE12	HE13	HE14	HE15	HE16	HE17	HE18	HE19	HE20	HE21	HE22	HE23	HE24
CONNECTICUT	70.81	70.81	61.79	61.79	66.90	72.63	91.47	66.58	87.50	88.47	87.75	82.12	79.16	78.65	78.52	78.65	90.71	124.31	121.31	112.31	83.80	79.84	71.60	75.97
NEMASSBOST	69.67	69.67	60.8	60.8	65.83	71.47	90	85.2	78	79.84	80.09	77.9	77.89	77.39	77.26	77.38	88.82	106.07	100.1	84.45	80.15	77.72	70.46	74.75
NEWHAMPSHIRE	68.85	68.85	60.08	60.08	65.05	70.62	88.93	84.12	77.06	78.88	79.13	76.97	76.98	76.46	76.33	76.48	87.76	104.47	98.45	82.96	78.89	76.74	69.62	73.87
MAINE	66.40	66.40	57.94	57.94	62.74	68.11	85.77	77.00	74.24	76.00	76.25	74.20	74.23	72.36	71.97	73.75	84.64	100.55	94.69	79.68	76.00	72.07	67.15	71.24
INTERNAL_HUB	70	70	61.08	61.08	66.14	71.8	90.42	85.59	78.38	80.22	80.48	78.27	78.25	77.75	77.63	77.75	89.23	105.05	98.5	82.76	78.92	77.97	70.79	75.1
DA Load (GW)	12.7	12.5	12.5	12.4	12.4	12.5	14.7	16.8	17.3	17.3	17.3	17.2	16.8	16.5	16.3	16.7	17.5	18.6	18.5	18.3	17.5	16.2	14.5	12.7



### Preliminary Real-Time Prices with Forecasted and Actual System Load

	HE1	HE2	HE3	HE4	HE5	HE6	HE7	HE8	HE9	HE10	HE11	HE12	HE13	HE14	HE15	HE16	HE17	HE18	HE19	HE20	HE21	HE22	HE23	HE24
CONNECTICUT	18.40	26.87	18.45	22.40	35.90	28.94	89.14	80.88	77.22	73.43	42.25	38.73	52.75	53.04	62.16	66.36	59.01	78.63	79.07	74.36	68.62	68.94	14.97	9.90
NEMASSBOST	17.83	26.04	17.87	21.67	34.78	28.22	87.98	79.53	76.44	72.96	42.14	38.59	52.36	52.62	61.58	65.66	58.61	77.9	78.2	73.53	67.84	67.55	14.6	9.63
NEWHAMPSHIRE	17.56	25.61	17.61	21.38	34.36	27.86	86.99	78.74	75.35	71.8	41.38	37.83	51.67	51.92	60.81	64.8	57.58	76.6	76.98	72.3	67.07	66.88	14.42	9.43
MAINE	17.20	25.09	17.21	21.00	33.79	27.56	86.32	76.05	73.27	69.83	40.31	36.37	49.89	50.09	58.56	62.36	55.30	72.34	72.39	69.64	65.16	64.70	14.12	9.24
INTERNAL_HUB	18.07	26.42	18.12	21.98	35.25	28.46	88.39	80.03	76.67	73.04	42.13	38.6	52.43	52.7	61.73	65.83	58.66	77.87	78.24	73.45	67.85	67.77	14.67	9.69
Forecast	13.10	12.71	12.58	12.63	12.98	14.17	16.46	17.64	17.67	17.66	17.65	17.51	17.33	17.18	16.99	17.02	17.87	19.50	19.45	19.16	18.47	17.29	15.71	14.27
(RT) - (DA Load)	1.58	1.45	1.06	1.09	0.99	1.45	1.16	0.30	-0.02	0.02	0.01	0.05	0.26	0.43	0.51	0.17	0.21	0.60	0.73	0.52	0.46	0.63	0.94	1.37



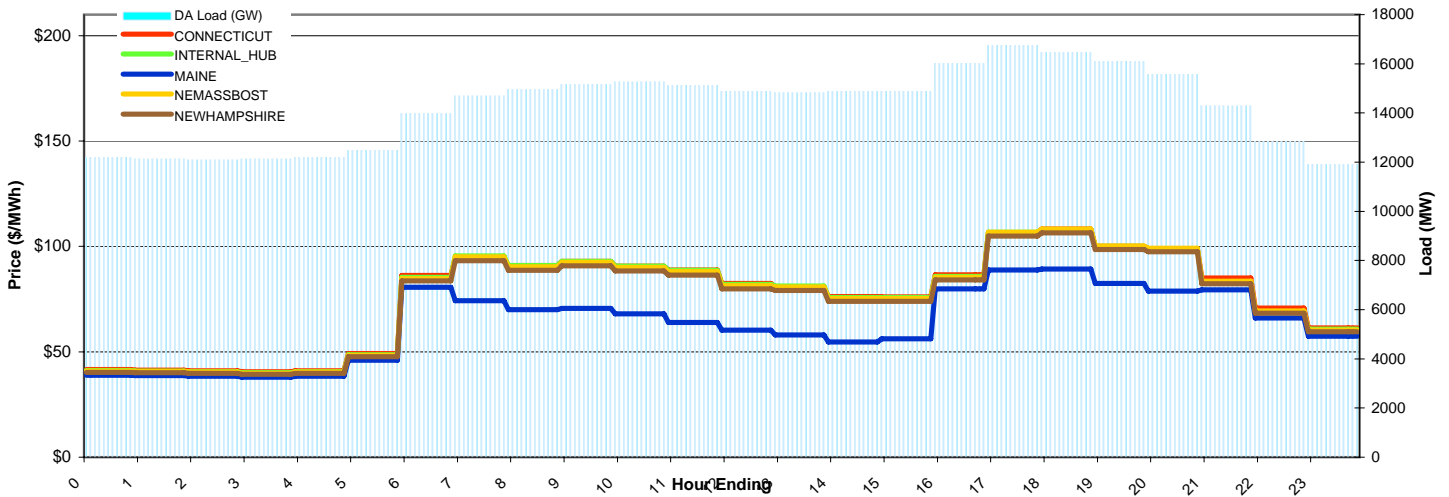
# ISO-NE Daily Report

## Report for 01/16/2008

Price Color Codes: ≤0 ≥100 ≥200

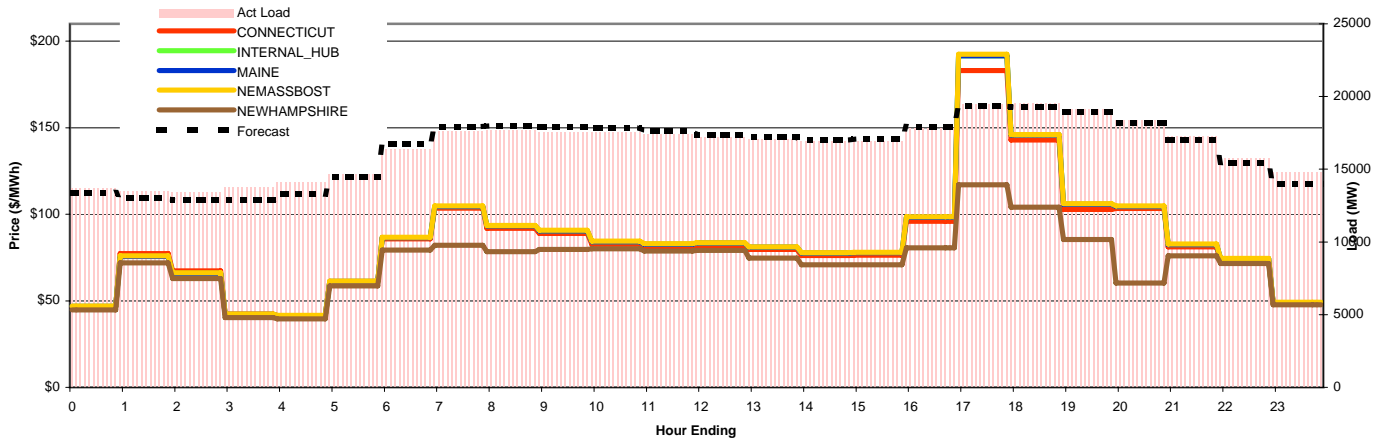
### Day-Ahead Prices and Cleared Load

	HE1	HE2	HE3	HE4	HE5	HE6	HE7	HE8	HE9	HE10	HE11	HE12	HE13	HE14	HE15	HE16	HE17	HE18	HE19	HE20	HE21	HE22	HE23	HE24	avg all/peak
CONNECTICUT	41.59	41.37	41.06	40.54	41.06	49.20	86.30	94.40	90.91	92.86	90.64	88.78	82.44	80.74	76.15	76.10	86.60	106.66	108.21	100.10	99.04	85.02	70.69	61.41	76 / 89
NEMASSBOST	40.86	40.65	40.34	39.83	40.34	48.34	84.79	95	90.38	92.44	90.09	88.13	81.46	80.74	75.39	75.34	85.34	106.8	108.29	100.24	99.18	83.47	69.38	60.34	76 / 89
NEWHAMPSHIRE	40.29	40.09	39.78	39.29	39.78	47.67	83.62	93.27	88.74	90.74	88.41	86.42	79.91	79.16	73.98	73.97	84.15	104.98	106.43	98.53	97.41	82.31	68.4	59.51	74 / 87
MAINE	38.86	38.67	38.37	37.89	38.37	45.98	80.65	74.20	70.00	70.66	67.99	63.92	60.30	58.00	54.67	56.18	79.93	88.85	89.32	82.50	78.78	79.39	65.98	57.39	63 / 71
INTERNAL_HUB	41.11	40.9	40.58	40.08	40.58	48.63	85.3	95.57	90.92	92.99	90.63	88.65	81.94	81.22	75.82	75.76	85.85	106.75	107.9	100.13	98.91	83.08	68.66	60.7	76 / 89
DA Load (GW)	12.2	12.1	12.1	12.1	12.2	12.5	14.0	14.7	14.9	15.2	15.3	15.1	14.9	14.8	14.9	14.9	16.0	16.8	16.5	16.1	15.6	14.3	12.8	11.9	



### Preliminary Real-Time Prices with Forecasted and Actual System Load

	HE1	HE2	HE3	HE4	HE5	HE6	HE7	HE8	HE9	HE10	HE11	HE12	HE13	HE14	HE15	HE16	HE17	HE18	HE19	HE20	HE21	HE22	HE23	HE24	avg all/peak
CONNECTICUT	47.73	77.18	66.99	42.85	41.97	62.10	87.27	105.54	94.02	90.92	84.33	82.74	83.26	80.87	77.50	77.78	98.63	200.63	146.75	108.29	105.40	82.86	74.81	49.74	86 / 100
NEMASSBOST	46.26	74.49	64.99	41.61	40.93	60.64	85.96	103.77	92.91	90.01	83.87	82.45	82.97	80.6	77.33	77.61	97.94	188.85	145.77	104.96	104.01	82.11	73.89	48.8	85 / 98
NEWHAMPSHIRE	45.67	73.98	64.57	41.22	40.54	60.09	84.64	101.92	91.13	88.38	82.56	81.08	81.75	79.37	76.14	76.37	95.64	183.75	142.47	103.05	101.6	80.78	72.93	48.42	83 / 96
MAINE	44.76	72.00	62.81	40.32	39.60	58.68	79.26	82.04	78.42	79.60	80.11	78.77	79.19	74.62	70.87	70.87	80.62	117.03	104.14	85.40	60.30	75.90	71.58	47.65	72 / 81
INTERNAL_HUB	46.79	75.56	65.84	42.14	41.42	61.25	86.52	104.42	93.28	90.4	84.17	82.7	83.29	80.95	77.56	77.79	98.25	191.52	145.81	105.71	104.45	82.51	74.24	49.06	85 / 99
Forecast	13.38	13.02	12.86	12.89	13.27	14.45	16.72	17.93	17.97	17.90	17.84	17.62	17.36	17.20	17.01	17.07	17.94	19.35	19.27	18.90	18.15	16.98	15.40	13.95	16 / 18
(RT) - (DA Load)	1.53	1.34	1.35	1.63	1.91	2.15	2.36	2.94	2.72	2.42	2.28	2.27	2.29	2.24	2.02	2.05	1.77	2.68	3.05	3.01	2.82	2.98	2.89	2.86	

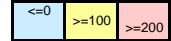




# ISO-NE Daily Report

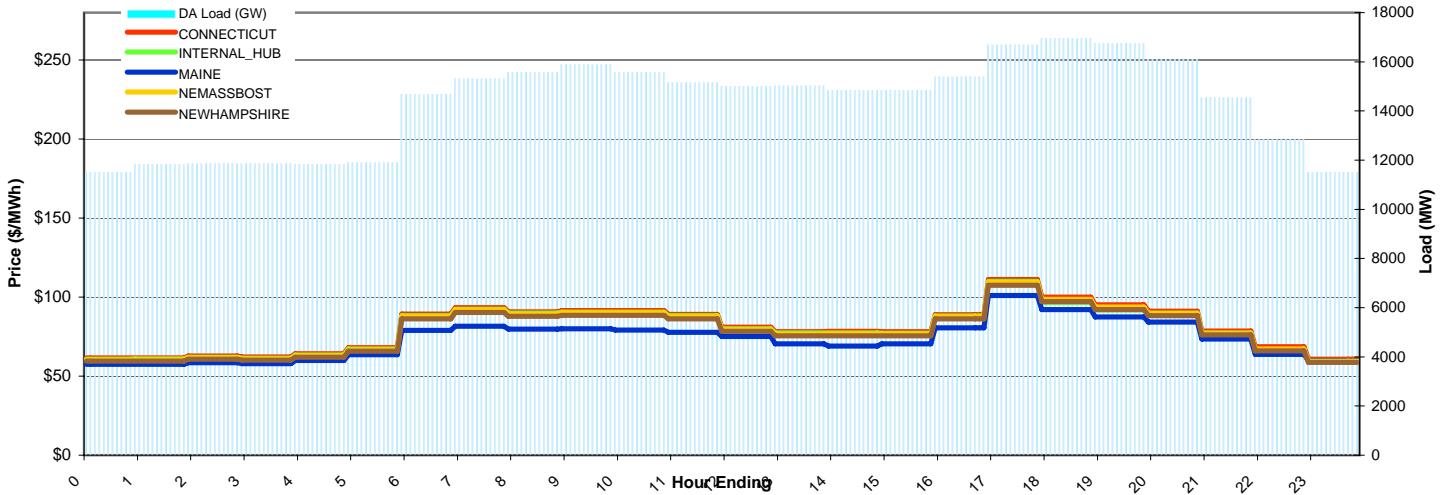
## Report for 01/17/2008

Price Color Codes:



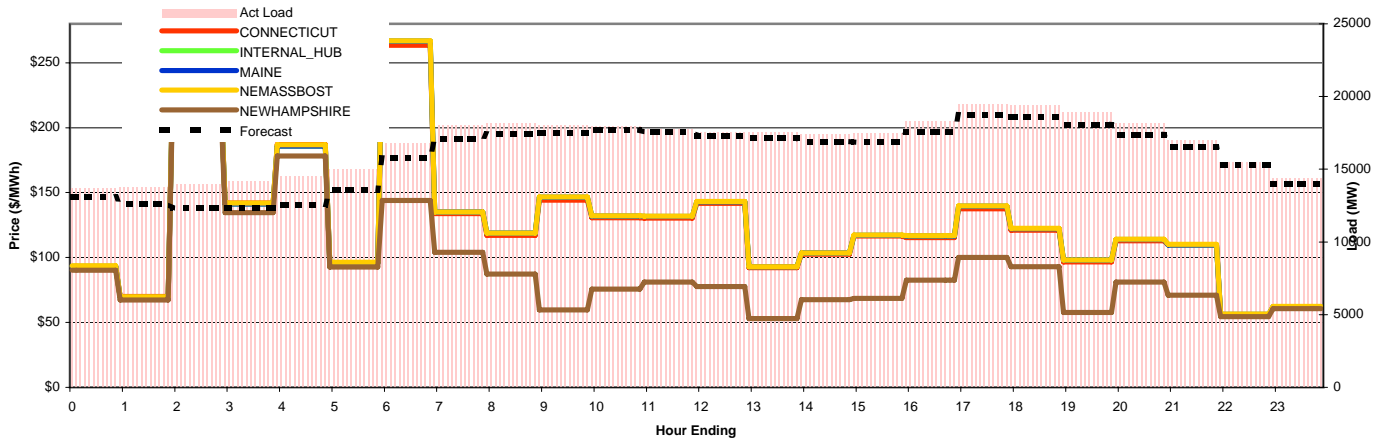
### Day-Ahead Prices and Cleared Load

	HE1	HE2	HE3	HE4	HE5	HE6	HE7	HE8	HE9	HE10	HE11	HE12	HE13	HE14	HE15	HE16	HE17	HE18	HE19	HE20	HE21	HE22	HE23	HE24	avg all/peak
CONNECTICUT	61.55	61.58	62.75	62.10	64.16	68.08	89.32	93.35	90.78	91.52	91.61	89.11	80.95	78.19	78.27	78.13	88.84	111.08	100.06	95.15	91.09	78.65	68.59	60.72	81 / 88
NEMASSBOST	60.43	60.47	61.61	60.97	62.99	66.84	87.71	91.83	89.29	90	90	87.71	79.49	76.78	76.86	76.72	87.57	109.24	98.65	93.67	89.67	77.22	67.13	59.61	79 / 86
NEWHAMPSHIRE	59.51	59.54	60.68	60.04	62.03	65.82	86.29	90.3	87.8	88.51	88.49	86.23	78.26	75.54	75.58	75.48	86.17	107.56	97.09	92.2	88.29	76.05	66.07	58.76	78 / 85
MAINE	57.49	57.52	58.61	58.00	59.92	63.58	78.89	81.53	79.78	79.95	79.21	77.74	75.16	70.46	68.94	70.39	80.65	100.98	92.11	87.48	84.29	73.46	63.75	60.00	73 / 79
INTERNAL_HUB	60.83	60.86	62.01	61.37	63.4	67.28	88.28	92.38	89.83	90.55	90.56	88.28	80	77.28	77.27	77.21	88.01	109.9	96.67	91.95	89.95	77.41	64.57	60	79 / 86
DA Load (GW)	11.5	11.8	11.9	11.9	11.8	11.9	14.7	15.3	15.6	15.9	15.6	15.1	15.0	15.0	14.8	14.8	15.4	16.7	16.9	16.7	16.1	14.5	12.8	11.5	



### Preliminary Real-Time Prices with Forecasted and Actual System Load

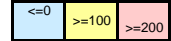
	HE1	HE2	HE3	HE4	HE5	HE6	HE7	HE8	HE9	HE10	HE11	HE12	HE13	HE14	HE15	HE16	HE17	HE18	HE19	HE20	HE21	HE22	HE23	HE24	avg all/peak
CONNECTICUT	94.45	69.78	231.61	142.84	187.52	95.68	263.45	133.59	117.42	145.04	130.33	129.77	141.29	92.28	102.85	116.70	115.73	138.73	122.54	97.83	114.04	110.98	57.20	63.08	126 / 117
NEMASSBOST	92.81	69.17	229.05	140.24	184.37	95.82	267.11	135.54	119.49	147.32	132.43	132.02	143.31	92.82	103.55	116.75	116.78	139.94	122.24	98.13	113.9	109.05	56	61.87	126 / 117
NEWHAMPSHIRE	92.38	68.91	228	139.57	183.99	95.32	262.58	133.87	117.79	144.19	130.93	130.62	141.44	91.67	102.31	115.52	115.69	138.19	121.08	96.68	112.77	108.1	55.81	61.58	125 / 116
MAINE	90.22	67.19	221.15	134.60	178.32	92.63	144.06	103.96	87.22	59.64	75.68	81.01	77.62	52.97	67.44	68.41	82.66	100.05	92.84	57.75	81.11	70.98	54.50	60.64	92 / 76
INTERNAL_HUB	93.24	69.38	229.99	141.16	185.75	95.99	266.6	135.03	118.68	146.49	131.88	131.55	142.9	92.81	103.47	117.04	116.7	139.63	122.26	98.01	113.89	109.6	56.21	62.14	126 / 117
Forecast	13.08	12.62	12.33	12.30	12.57	13.61	15.77	17.10	17.40	17.52	17.70	17.54	17.31	17.16	16.91	16.85	17.53	18.76	18.62	18.07	17.38	16.50	15.28	14.00	16 / 17
(RT) - (DA Load)	2.22	1.97	2.13	2.32	2.70	3.09	2.13	2.74	2.58	2.17	2.36	2.62	2.58	2.53	2.56	2.60	2.93	2.78	2.44	2.17	2.10	2.49	2.64	2.88	



# ISO-NE Daily Report

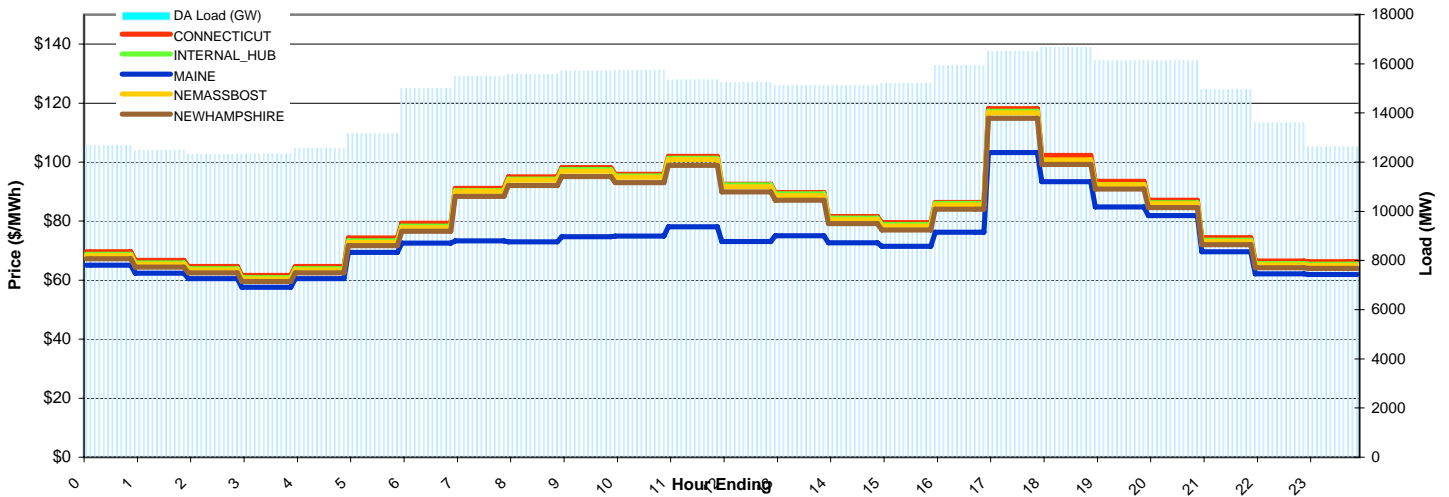
## Report for 01/18/2008

Price Color Codes:



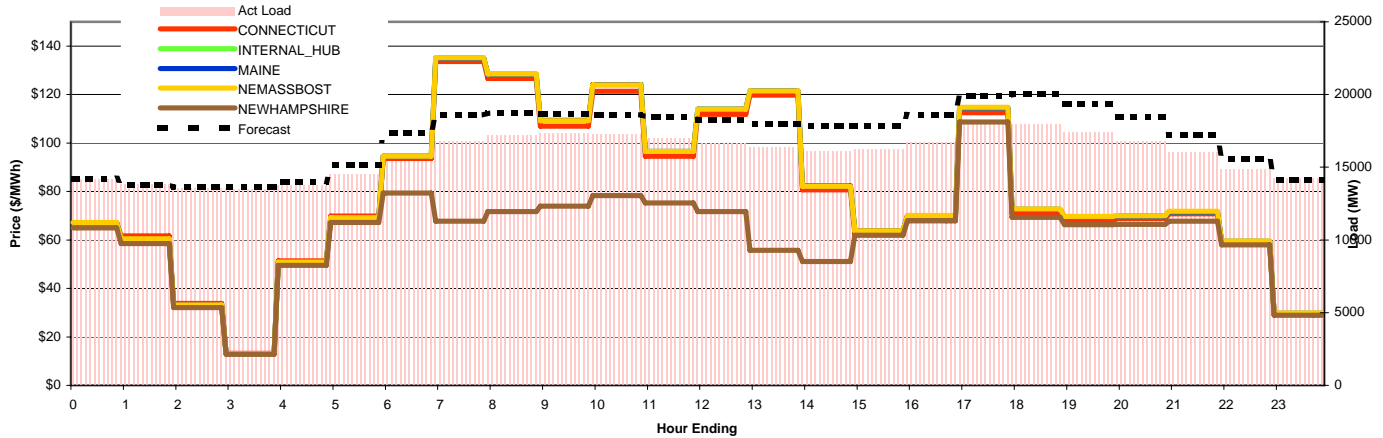
### Day-Ahead Prices and Cleared Load

	HE1	HE2	HE3	HE4	HE5	HE6	HE7	HE8	HE9	HE10	HE11	HE12	HE13	HE14	HE15	HE16	HE17	HE18	HE19	HE20	HE21	HE22	HE23	HE24	avg all/peak
CONNECTICUT	69.66	66.66	64.69	61.63	64.69	74.25	79.33	91.10	95.00	98.11	95.85	101.93	92.56	89.71	81.58	79.48	86.37	118.07	102.24	93.47	87.08	74.41	66.44	66.28	83 / 91
NEMASSBOST	68.32	65.38	63.44	60.44	63.44	72.82	77.8	90.09	93.93	96.99	94.89	100.88	91.67	88.62	80.52	78.26	85.46	116.75	100.77	92.26	85.85	73.08	65.16	65	82 / 90
NEWHAMPSHIRE	67.29	64.39	62.48	59.53	62.48	71.72	76.59	88.41	92.08	95.07	93.05	98.9	89.94	87.05	79.21	77.01	84.04	114.9	99.22	90.86	84.56	71.98	64.17	64.02	81 / 88
MAINE	65.12	62.32	60.47	57.61	60.47	69.41	72.51	73.28	73.00	74.69	74.91	78.14	73.13	75.10	72.62	71.45	76.25	103.25	93.33	84.82	81.84	69.66	62.11	61.96	73 / 77
INTERNAL_HUB	68.79	65.83	63.88	60.86	63.88	73.32	78.34	90.38	94.21	97.46	95.3	101.28	92.29	89.22	81.07	78.8	86.04	117.29	99.95	92.41	86.24	73.59	65.61	65.45	83 / 90
DA Load (GW)	12.7	12.5	12.3	12.3	12.6	13.2	15.0	15.5	15.6	15.7	15.8	15.3	15.2	15.1	15.1	15.2	15.9	16.5	16.7	16.1	16.1	15.0	13.6	12.6	



### Preliminary Real-Time Prices with Forecasted and Actual System Load

	HE1	HE2	HE3	HE4	HE5	HE6	HE7	HE8	HE9	HE10	HE11	HE12	HE13	HE14	HE15	HE16	HE17	HE18	HE19	HE20	HE21	HE22	HE23	HE24	avg all/peak
CONNECTICUT	68.02	60.97	33.33	13.20	50.95	69.20	93.28	133.28	126.83	107.41	122.14	94.88	112.36	119.71	80.98	62.72	68.82	113.09	71.58	68.80	69.21	70.87	59.48	29.98	79 / 93
NEMASSBOST	66.49	59.73	32.69	12.99	50.29	68.27	94.33	134.71	128.02	109.19	124.16	96.59	114	121.28	82.27	64.03	70.31	114.64	73.06	69.88	69.92	71.67	59.42	29.6	80 / 94
NEWHAMPSHIRE	66.3	59.74	32.67	12.94	50.26	68.45	93.69	132.88	126.52	107.86	122.57	95.72	112.63	119.59	81.14	63.66	69.81	113.72	72.3	69.15	69.35	71.14	59.17	29.43	79 / 93
MAINE	64.92	58.48	32.05	12.75	49.57	67.18	79.42	67.74	71.71	73.94	78.26	75.27	71.74	55.78	51.14	61.88	67.86	108.62	69.29	66.31	66.42	67.73	58.01	28.92	63 / 69
INTERNAL_HUB	67.03	60.24	32.96	13.1	50.74	68.94	94.51	135.08	128.41	109.27	124.06	96.52	114.01	121.49	82.2	63.75	70	114.49	72.68	69.58	69.8	71.63	59.47	29.76	80 / 94
Forecast	14.21	13.80	13.63	13.63	13.99	15.15	17.36	18.60	18.73	18.68	18.61	18.47	18.26	18.01	17.80	17.81	18.62	19.90	20.00	19.36	18.48	17.23	15.59	14.10	17 / 18
(RT) - (DA Load)	1.49	1.36	1.26	1.18	1.20	1.34	0.59	1.31	1.61	1.60	1.54	1.64	1.39	1.26	1.00	1.01	0.76	1.46	1.27	1.29	0.69	1.05	1.27	1.62	



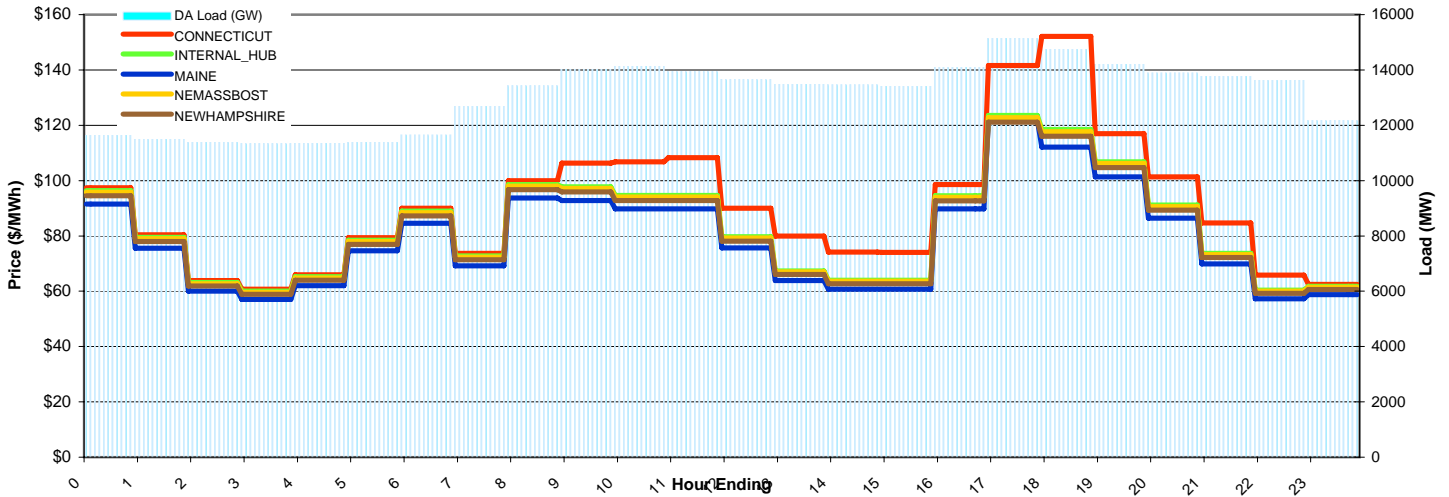
# ISO-NE Daily Report

## Report for 01/19/2008

Price Color Codes: ≤0 ≥100 ≥200

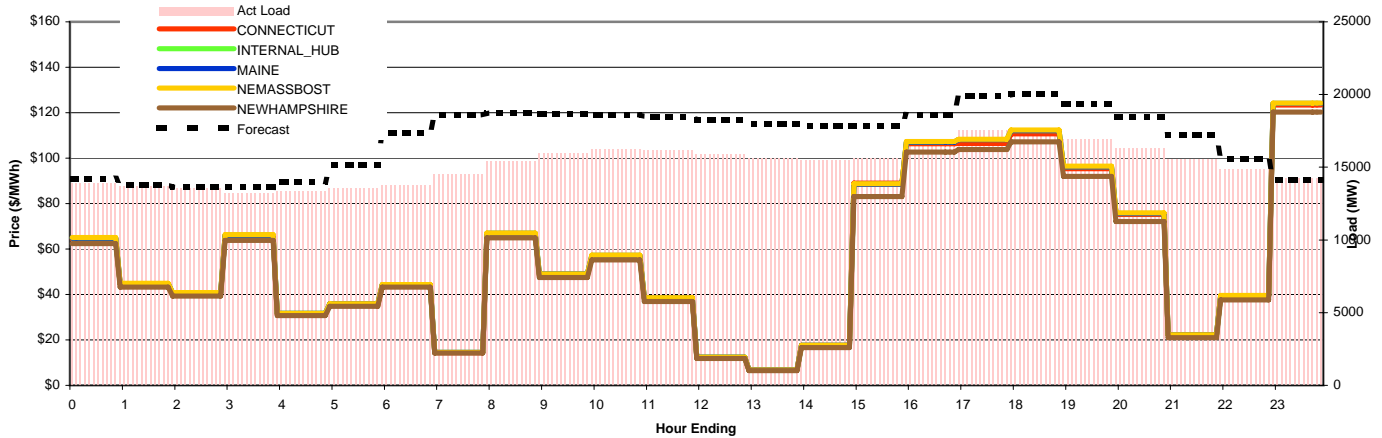
### Day-Ahead Prices and Cleared Load

	HE1	HE2	HE3	HE4	HE5	HE6	HE7	HE8	HE9	HE10	HE11	HE12	HE13	HE14	HE15	HE16	HE17	HE18	HE19	HE20	HE21	HE22	HE23	HE24	avg all/peak
CONNECTICUT	97.46	80.45	63.87	60.69	66.00	79.39	90.00	73.65	100.00	106.33	106.73	108.28	90.00	80.00	74.16	74.00	98.53	141.59	152.18	117.00	101.39	84.73	65.79	62.51	91 / 98
NEMASSBOST	95.75	79.04	62.75	59.63	64.84	78	88.42	72.36	97.98	97.16	94.05	94.05	79.2	66.94	63.59	63.59	93.91	122.7	117.64	106.16	90.53	73.19	60	61.42	83 / 87
NEWHAMPSHIRE	94.49	78	61.93	58.84	63.99	76.98	87.26	71.41	96.69	95.86	92.78	92.77	78.13	66.02	62.73	62.73	92.67	121.12	115.98	104.73	89.31	72.19	59.19	60.61	82 / 86
MAINE	91.55	75.57	60.00	57.01	62.00	74.58	84.55	69.19	93.68	92.82	89.81	89.78	75.63	63.87	60.70	60.70	89.76	121.87	112.10	101.40	86.45	69.86	57.31	58.72	79 / 83
INTERNAL_HUB	96.35	79.53	63.14	60	65.25	78.49	88.98	72.81	98.59	97.78	94.66	94.66	79.72	67.38	64.01	64.01	94.5	123.5	118.43	106.84	91.11	73.66	60.38	61.8	83 / 88
DA Load (GW)	11.6	11.5	11.4	11.3	11.3	11.4	11.6	12.7	13.4	14.0	14.1	13.9	13.7	13.5	13.5	13.4	14.1	15.1	14.8	14.2	13.9	13.8	13.6	12.2	



### Preliminary Real-Time Prices with Forecasted and Actual System Load

	HE1	HE2	HE3	HE4	HE5	HE6	HE7	HE8	HE9	HE10	HE11	HE12	HE13	HE14	HE15	HE16	HE17	HE18	HE19	HE20	HE21	HE22	HE23	HE24	avg all/peak
CONNECTICUT	65.93	45.27	40.98	66.82	31.95	36.26	44.87	14.78	68.29	49.67	57.96	39.12	12.57	6.93	17.92	90.67	109.53	110.38	114.83	98.35	77.40	22.74	40.42	126.59	58 / 58
NEMASSBOST	63.99	44.22	40.2	65.34	31.31	35.5	43.89	14.44	66.64	48.85	57.11	38.45	12.38	6.79	17.54	87.97	106.78	108.11	111.78	95.85	75.36	22.07	39.07	123.42	57 / 57
NEWHAMPSHIRE	63.57	43.92	39.89	64.84	31.09	35.21	43.58	14.36	66.13	48.26	56.28	37.94	12.19	6.67	17.26	86.59	105.06	106.22	109.96	94.59	74.41	21.77	38.66	122.14	56 / 56
MAINE	62.35	43.18	39.23	63.82	30.66	34.74	43.19	14.25	64.88	47.51	55.21	36.97	11.78	6.43	16.64	83.08	102.66	103.79	107.20	91.94	72.15	20.99	37.66	120.25	55 / 55
INTERNAL_HUB	64.81	44.76	40.68	66.12	31.65	35.86	44.27	14.52	66.93	48.95	57.21	38.54	12.41	6.82	17.62	88.47	107	108.13	112.13	96.2	75.7	22.23	39.42	124.11	57 / 57
Forecast	14.21	13.80	13.63	13.63	13.99	15.15	17.36	18.60	18.73	18.68	18.61	18.47	18.26	18.01	17.80	17.81	18.62	19.90	20.00	19.36	18.48	17.23	15.59	14.10	17 / 18
(RT) - (DA Load)	2.28	2.23	2.14	1.91	2.01	2.19	2.15	1.83	1.99	1.97	2.11	2.25	2.28	2.18	2.00	2.19	2.35	2.44	2.69	2.73	2.44	1.82	1.28	2.06	



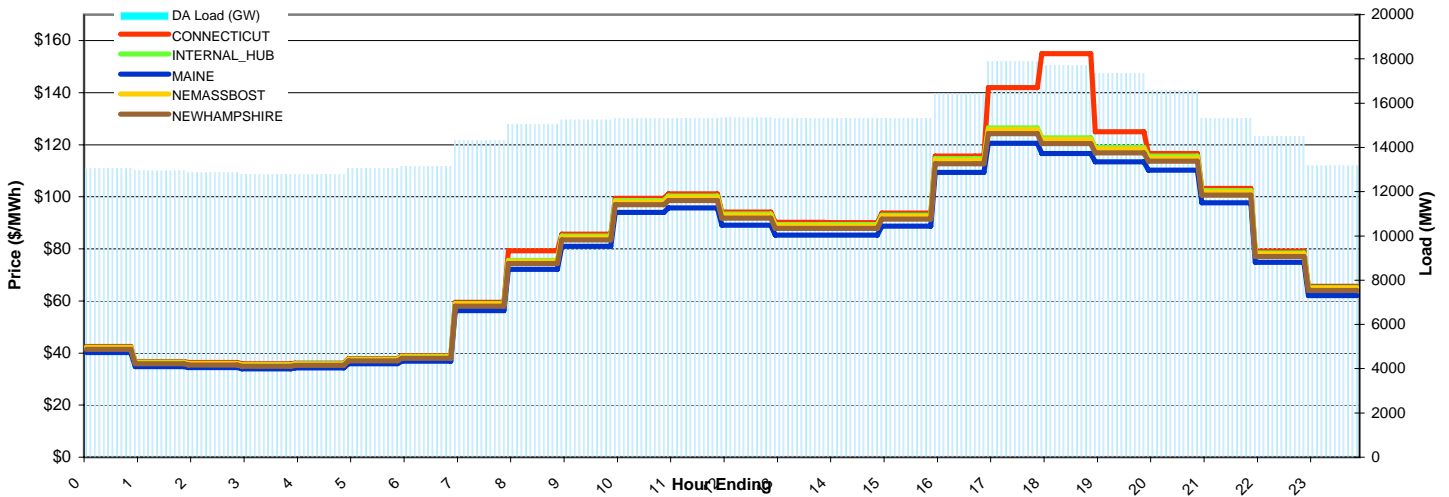
# ISO-NE Daily Report

## Report for 01/20/2008

Price Color Codes: ≤0 ≥100 ≥200

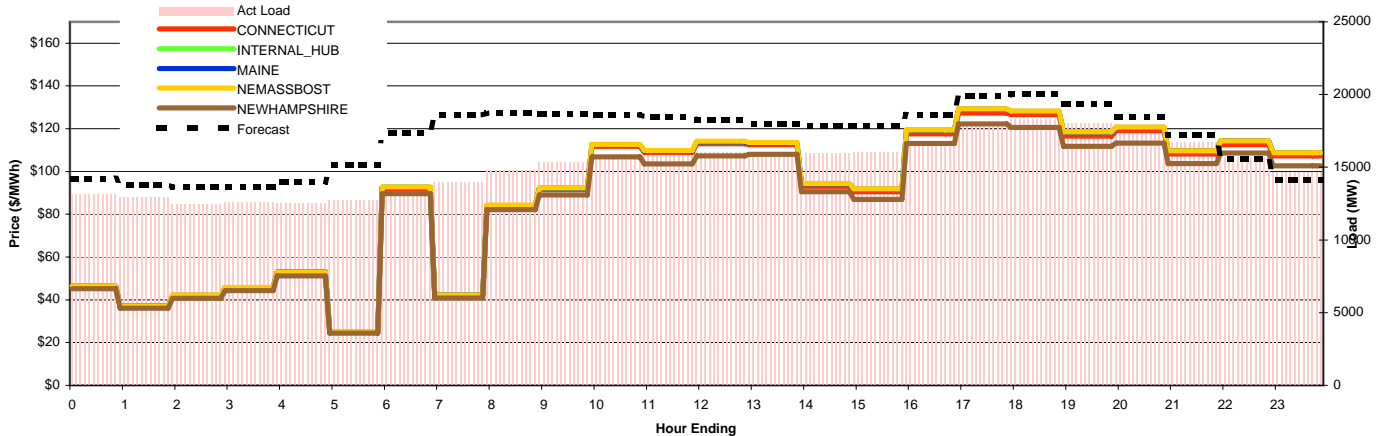
### Day-Ahead Prices and Cleared Load

	HE1	HE2	HE3	HE4	HE5	HE6	HE7	HE8	HE9	HE10	HE11	HE12	HE13	HE14	HE15	HE16	HE17	HE18	HE19	HE20	HE21	HE22	HE23	HE24	avg all/peak
CONNECTICUT	42.53	36.79	36.36	35.85	36.19	37.91	39.01	59.55	79.31	85.63	99.44	101.17	94.16	90.18	90.14	93.78	115.62	142.00	155.00	125.00	116.60	103.29	79.10	65.67	82 / 102
NEMASSBOST	41.94	36.28	35.86	35.36	35.69	37.39	38.47	58.73	75.22	84.45	98.08	99.78	92.87	88.94	88.9	92.49	114.03	125.82	122.03	118.35	114.99	101.86	78.01	64.76	78 / 97
NEWHAMPSHIRE	41.45	35.85	35.44	34.94	35.28	36.95	38.02	58.04	74.33	83.46	96.93	98.61	91.78	87.9	87.86	91.4	112.69	124.3	120.51	116.95	113.65	100.67	77.1	64	77 / 96
MAINE	40.23	34.80	34.40	33.91	34.24	35.86	36.90	56.33	72.12	81.01	94.07	95.70	89.08	85.31	85.27	88.71	109.37	120.53	116.71	113.46	110.30	97.71	74.83	62.12	75 / 93
INTERNAL_HUB	42.17	36.47	36.05	35.55	35.89	37.59	38.68	59.04	75.63	84.91	98.6	100.31	93.36	89.42	89.38	92.98	114.64	126.52	122.73	118.99	115.61	102.41	78.43	65.11	79 / 98
DA Load (GW)	13.0	13.0	12.8	12.8	12.8	13.1	13.2	14.3	15.0	15.2	15.3	15.3	15.3	15.3	15.3	15.3	16.5	17.9	17.7	17.4	16.6	15.3	14.5	13.2	



### Preliminary Real-Time Prices with Forecasted and Actual System Load

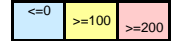
	HE1	HE2	HE3	HE4	HE5	HE6	HE7	HE8	HE9	HE10	HE11	HE12	HE13	HE14	HE15	HE16	HE17	HE18	HE19	HE20	HE21	HE22	HE23	HE24	avg all/peak
CONNECTICUT	47.16	37.46	42.49	46.04	53.53	25.43	94.00	42.90	85.32	92.81	113.43	110.86	115.06	114.38	94.75	92.13	120.48	130.57	129.96	119.62	121.86	110.27	115.00	109.83	90 / 107
NEMASSBOST	46.24	36.91	41.79	45.42	52.56	25.01	91.97	42.01	83.88	92.09	111.91	109.14	113.49	112.8	94.37	91.79	119.1	128.91	127.66	118.28	120.31	109.69	114.18	108.43	89 / 106
NEWHAMPSHIRE	45.73	36.47	41.36	45.04	52.08	24.69	90.87	41.71	83.45	91.41	111.04	108.12	112.37	112.02	93.45	90.77	117.64	127.4	126.03	116.6	118.7	108.21	112.56	106.7	88 / 104
MAINE	45.17	36.08	40.76	44.33	51.18	24.39	89.59	40.82	82.14	88.99	106.85	103.58	107.32	108.04	90.51	86.99	113.09	122.33	120.56	111.76	113.29	103.67	108.63	102.65	85 / 101
INTERNAL_HUB	46.53	37.13	42.06	45.7	52.94	25.15	92.64	42.19	84.12	92.22	112.34	109.56	113.91	113.29	94.34	91.77	119.33	129.16	128.05	118.38	120.56	109.63	114.35	108.76	89 / 106
Forecast	14.21	13.80	13.63	13.63	13.99	15.15	17.36	18.60	18.73	18.68	18.61	18.47	18.26	18.01	17.80	17.81	18.62	19.90	20.00	19.36	18.48	17.23	15.59	14.10	17 / 18
(RT) - (DA Load)	0.08	-0.04	-0.42	-0.20	-0.29	-0.29	0.22	-0.35	-0.28	0.10	0.47	0.67	0.71	0.65	0.64	0.70	0.25	0.19	0.64	0.68	0.93	1.38	1.22	1.49	



# ISO-NE Daily Report

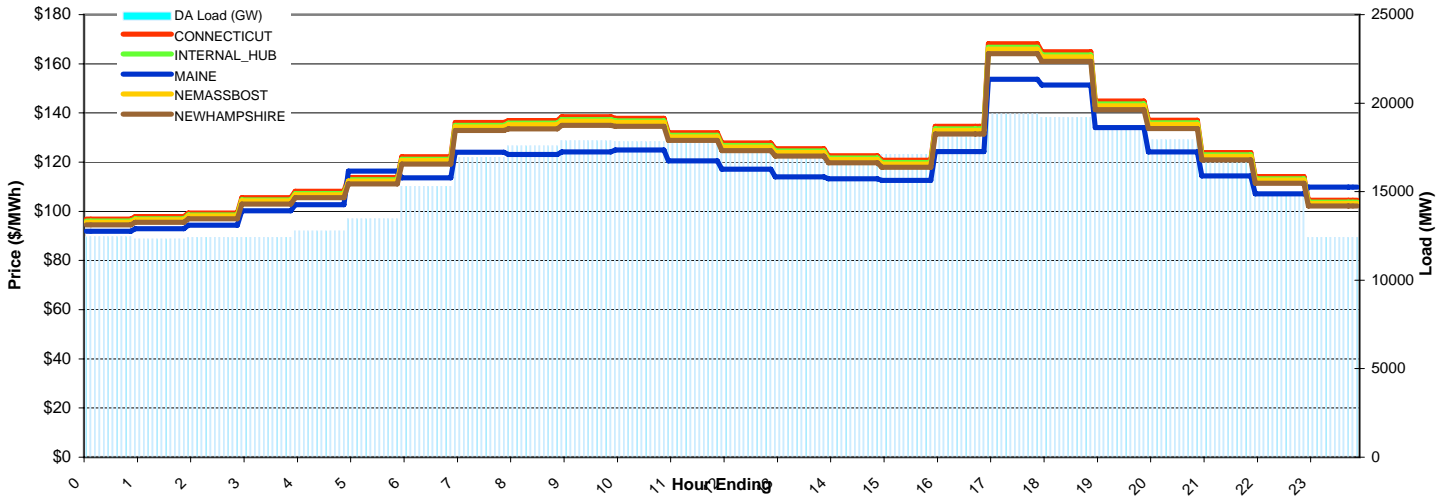
Report for 01/21/2008

Price Color Codes:



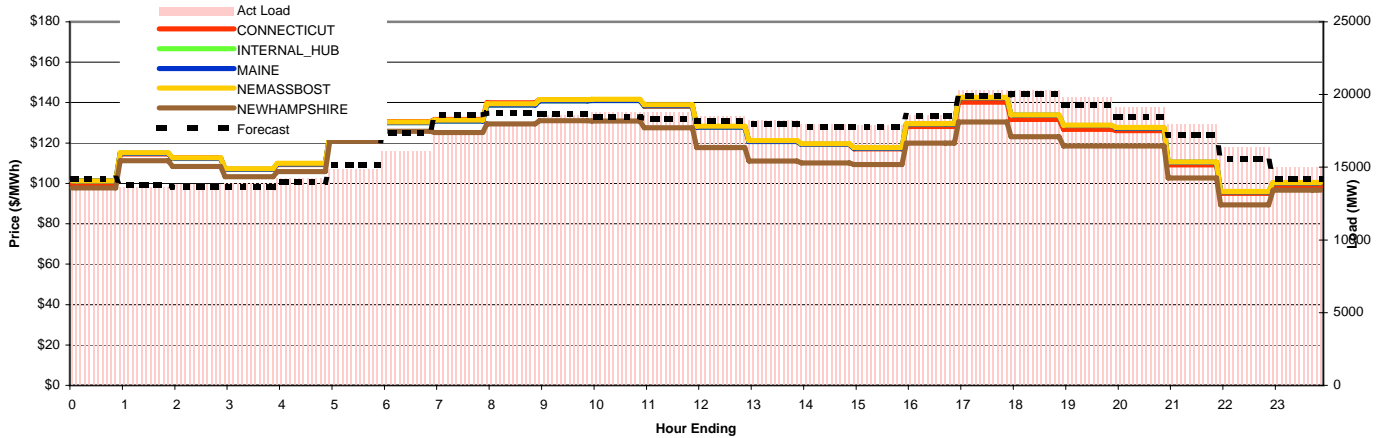
## Day-Ahead Prices and Cleared Load

	HE1	HE2	HE3	HE4	HE5	HE6	HE7	HE8	HE9	HE10	HE11	HE12	HE13	HE14	HE15	HE16	HE17	HE18	HE19	HE20	HE21	HE22	HE23	HE24	avg all/peak
CONNECTICUT	96.79	97.81	99.33	105.53	108.12	113.73	122.20	136.09	136.95	138.43	137.89	131.99	127.79	125.53	122.64	120.80	134.64	168.13	164.92	144.80	137.10	123.96	114.11	104.52	126 / 135
NEMASSBOST	95.56	96.56	98.07	104.19	106.75	112.27	120.65	134.36	135.22	136.68	136.14	130.32	126.17	123.94	121.08	119.27	132.93	166	162.83	142.96	135.36	122.39	112.66	103.17	124 / 134
NEWHAMPSHIRE	94.48	95.48	96.96	103.01	105.54	111.17	119.28	132.83	133.56	135.01	134.59	128.83	124.74	122.47	119.7	117.92	131.42	164.11	160.97	141.33	133.72	120.97	111.38	102.21	123 / 132
MAINE	91.90	92.87	94.32	100.20	102.67	116.42	113.65	124.02	123.10	124.21	124.92	120.52	117.16	113.95	113.29	112.61	124.25	153.75	151.33	134.00	124.20	114.46	107.17	109.80	117 / 124
INTERNAL_HUB	96.01	97.02	98.53	104.68	107.25	112.81	121.22	135	135.85	137.33	136.79	130.93	126.77	124.53	121.66	119.84	133.56	166.78	163.6	143.64	136	122.97	113.19	103.67	125 / 134
DA Load (GW)	12.4	12.3	12.4	12.4	12.8	13.5	15.3	16.9	17.6	17.9	17.8	17.7	17.4	17.3	17.1	17.1	18.1	19.4	19.2	18.5	17.9	16.7	14.9	12.4	



## Preliminary Real-Time Prices with Forecasted and Actual System Load

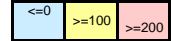
	HE1	HE2	HE3	HE4	HE5	HE6	HE7	HE8	HE9	HE10	HE11	HE12	HE13	HE14	HE15	HE16	HE17	HE18	HE19	HE20	HE21	HE22	HE23	HE24	avg all/peak
CONNECTICUT	102.29	116.98	114.90	108.94	111.31	125.09	131.36	131.88	140.55	142.45	142.09	139.05	129.17	122.10	120.33	118.18	129.52	143.41	134.88	129.18	127.98	110.87	96.87	101.86	124 / 129
NEMASSBOST	101.01	114.2	111.15	106.09	108.7	122.68	128.93	129.73	137.2	139.41	139.68	137.45	126.56	119.39	118.09	116.26	128.46	141.54	132.85	127.66	126.46	109.59	95.28	99.72	122 / 127
NEWHAMPSHIRE	99.77	113.14	110.43	105.14	107.86	122.22	128.93	129.92	137.19	139.29	139.39	136.68	126.08	119	117.59	115.78	127.5	139.6	131.2	126.45	125.72	108.69	94.39	98.84	121 / 126
MAINE	97.81	111.29	108.37	103.27	105.84	120.92	125.78	125.11	129.48	131.01	130.81	127.59	117.73	111.07	110.15	109.40	119.90	130.38	123.10	118.57	118.48	102.74	89.29	96.64	115 / 118
INTERNAL_HUB	101.19	114.94	112.39	107	109.67	123.76	130.05	130.94	138.76	140.84	141	138.42	127.89	120.75	119.28	117.34	129.41	142.52	133.74	128.61	127.46	110.4	95.86	100.27	123 / 128
Forecast	14.21	13.80	13.63	13.63	13.99	15.15	17.36	18.60	18.73	18.68	18.49	18.33	18.19	18.00	17.77	17.75	18.55	19.89	20.00	19.31	18.44	17.21	15.58	14.18	17 / 18
(RT) - (DA Load)	1.42	1.32	1.42	1.45	1.45	1.42	0.78	0.27	0.47	0.70	1.00	1.03	1.04	0.96	0.89	0.76	0.50	0.88	1.12	1.36	1.17	1.24	1.48	2.60	



# ISO-NE Daily Report

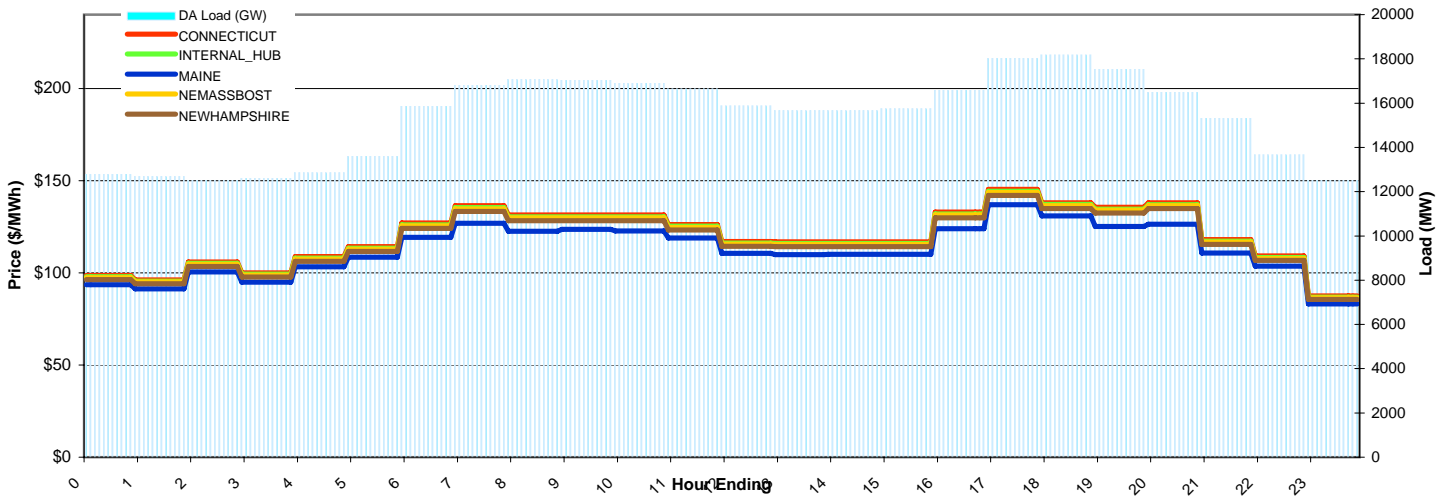
## Report for 01/22/2008

Price Color Codes:



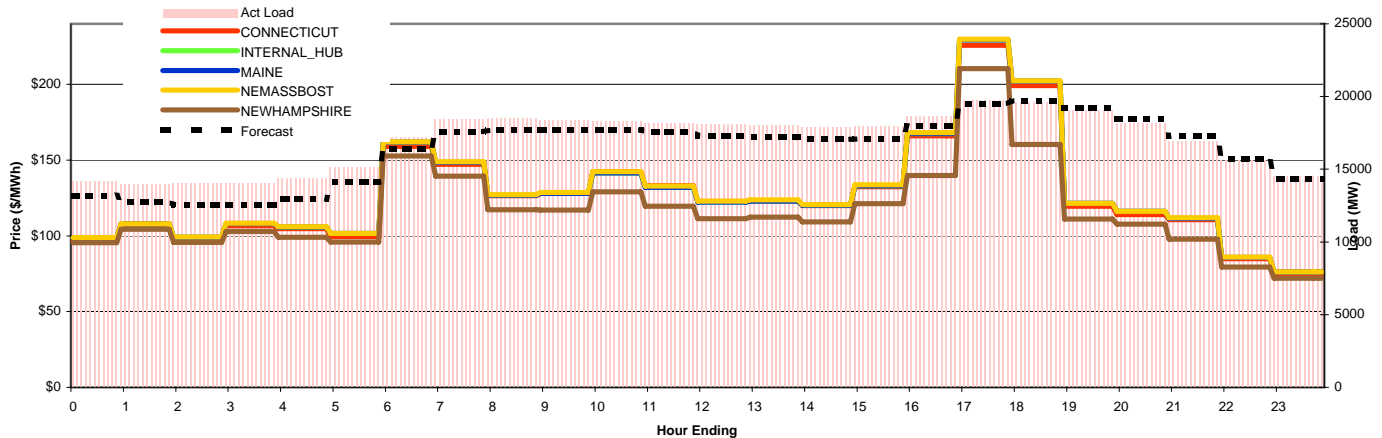
### Day-Ahead Prices and Cleared Load

	HE1	HE2	HE3	HE4	HE5	HE6	HE7	HE8	HE9	HE10	HE11	HE12	HE13	HE14	HE15	HE16	HE17	HE18	HE19	HE20	HE21	HE22	HE23	HE24	avg all/peak
CONNECTICUT	98.62	96.22	105.92	100.00	108.73	114.21	126.96	136.35	131.31	131.31	131.31	126.18	116.99	116.86	116.86	116.86	132.94	145.32	138.04	135.57	138.02	118.08	109.14	87.49	120 / 128
NEMASSBOST	97.43	95.06	104.65	98.8	107.43	112.85	125.45	134.72	129.73	129.74	129.74	124.67	115.58	115.46	115.46	115.46	131.35	143.58	136.38	133.95	136.38	116.66	107.84	86.44	119 / 126
NEWHAMPSHIRE	96.35	94	103.5	97.71	106.24	111.6	124.05	133.21	128.28	128.29	123.28	114.29	114.17	114.17	114.17	129.88	141.97	134.86	132.45	134.85	115.37	106.65	85.48	117 / 125	
MAINE	93.59	91.31	100.56	94.93	103.22	108.42	119.25	126.80	122.59	123.62	122.61	118.79	110.60	109.90	110.07	110.07	123.83	136.95	130.90	125.17	126.30	110.77	103.64	83.05	113 / 120
INTERNAL_HUB	97.88	95.5	105.13	99.25	107.92	113.36	126.02	135.33	130.33	130.33	130.33	125.24	116.11	115.98	115.99	115.99	131.95	144.23	137.01	134.56	136.99	117.2	108.33	86.84	119 / 127
DA Load (GW)	12.8	12.7	12.5	12.6	12.9	13.6	15.9	16.8	17.1	17.0	16.9	16.6	15.9	15.7	15.7	15.8	16.6	18.0	18.2	17.5	16.5	15.3	13.7	12.5	



### Preliminary Real-Time Prices with Forecasted and Actual System Load

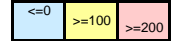
	HE1	HE2	HE3	HE4	HE5	HE6	HE7	HE8	HE9	HE10	HE11	HE12	HE13	HE14	HE15	HE16	HE17	HE18	HE19	HE20	HE21	HE22	HE23	HE24	avg all/peak
CONNECTICUT	100.37	109.67	100.58	110.07	107.91	102.14	162.50	149.68	128.70	130.15	144.65	135.10	125.08	125.79	122.35	135.22	169.93	231.76	204.11	122.49	116.70	113.35	87.45	77.30	130 / 140
NEMASSBOST	98.07	107.1	98.38	107.19	104.95	101.13	161.15	147.47	125.62	126.52	139.61	130.13	120.66	121.55	118.87	131.84	166.21	228.26	201.1	120.71	115.66	110.93	85.54	75.86	127 / 137
NEWHAMPSHIRE	97.17	105.95	97.33	105.95	103.67	99.88	159.45	147.13	125.28	126.01	139.09	129.52	120.01	121.06	117.99	130.6	164.26	225.66	198.36	119.41	114.26	109.36	84.36	75.02	126 / 136
MAINE	95.53	104.32	95.62	102.95	99.19	95.81	152.71	139.52	117.25	117.10	129.10	119.61	111.31	112.41	109.23	121.30	139.89	210.34	160.44	111.09	107.77	97.88	79.46	71.97	117 / 124
INTERNAL_HUB	98.67	107.88	99.08	108.14	105.9	101.55	161.89	148.44	126.75	127.95	141.49	132.02	122.26	123.03	120.11	133.14	167.5	229.49	202.25	121.43	116.11	111.64	85.85	76.24	128 / 138
Forecast	13.19	12.75	12.56	12.55	12.93	14.13	16.39	17.58	17.67	17.71	17.72	17.58	17.31	17.18	17.05	17.07	17.98	19.50	19.72	19.22	18.46	17.28	15.72	14.33	16 / 18
(RT) - (DA Load)	1.36	1.33	1.54	1.43	1.54	1.51	1.33	1.60	1.46	1.36	1.44	1.56	2.19	2.37	2.21	2.22	2.05	1.71	1.45	1.53	1.70	1.61	1.94	2.03	



# ISO-NE Daily Report

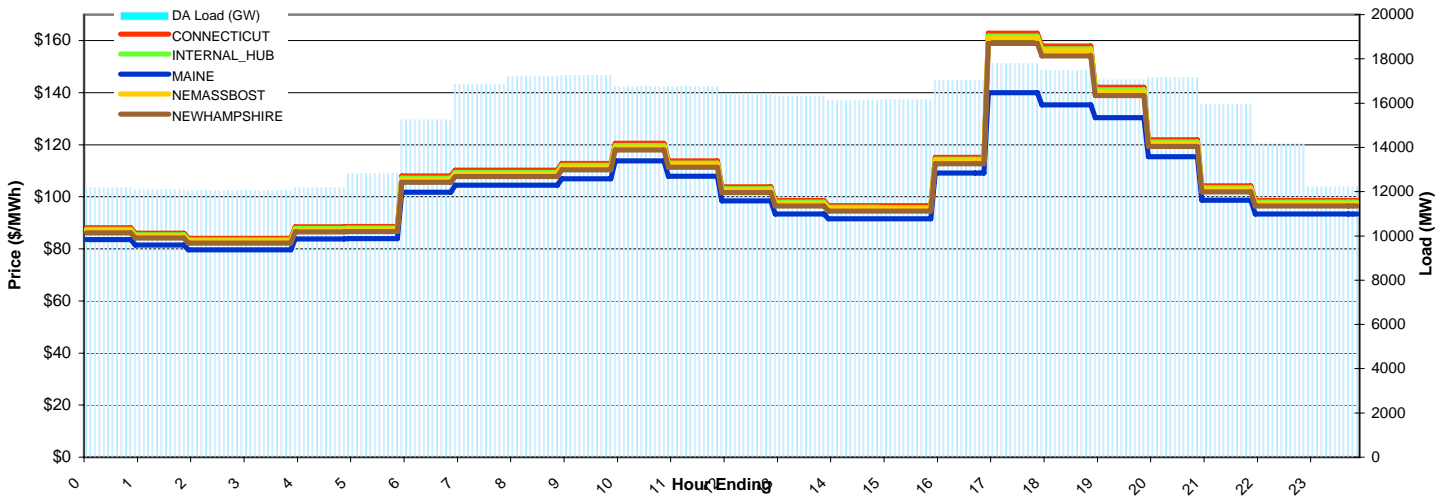
## Report for 01/23/2008

Price Color Codes:



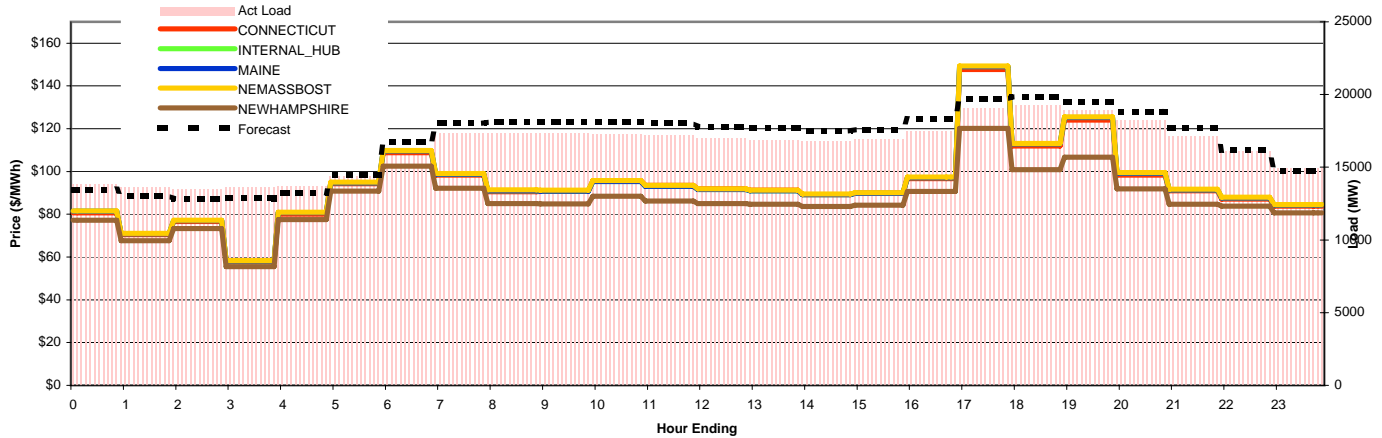
### Day-Ahead Prices and Cleared Load

	HE1	HE2	HE3	HE4	HE5	HE6	HE7	HE8	HE9	HE10	HE11	HE12	HE13	HE14	HE15	HE16	HE17	HE18	HE19	HE20	HE21	HE22	HE23	HE24	avg all/peak
CONNECTICUT	88.13	86.01	84.10	84.10	88.50	88.64	107.99	110.24	110.24	112.89	120.57	113.82	103.87	98.63	96.64	96.62	115.21	162.92	157.91	142.11	121.99	104.19	98.63	98.63	108 / 117
NEMASSBOST	87.08	84.99	83.1	83.1	87.45	87.58	106.69	108.93	108.93	111.55	119.14	112.47	102.63	97.46	95.49	95.47	113.85	161.01	156.05	140.43	120.54	102.96	97.46	97.46	107 / 115
NEWHAMPSHIRE	86.21	84.14	82.27	82.27	86.58	86.71	105.61	107.85	107.84	110.44	117.95	111.34	101.61	96.48	94.54	94.52	112.71	158.99	154.09	138.94	119.34	101.93	96.48	96.48	106 / 114
MAINE	83.53	81.52	79.71	79.71	83.88	84.01	101.76	104.49	104.48	106.99	113.87	107.88	98.44	93.48	91.59	91.58	109.20	140.00	135.31	130.44	115.37	98.76	93.48	93.48	101 / 108
INTERNAL_HUB	87.49	85.39	83.49	83.49	87.87	88	107.2	109.45	109.45	112.08	119.71	113	103.12	97.92	95.95	95.93	114.39	161.77	156.79	141.09	121.12	103.45	97.92	97.92	107 / 116
DA Load (GW)	12.2	12.1	12.1	12.1	12.2	12.8	15.2	16.9	17.2	17.2	16.7	16.8	16.5	16.3	16.1	16.2	17.0	17.8	17.5	17.0	17.2	16.0	14.2	12.2	



### Preliminary Real-Time Prices with Forecasted and Actual System Load

	HE1	HE2	HE3	HE4	HE5	HE6	HE7	HE8	HE9	HE10	HE11	HE12	HE13	HE14	HE15	HE16	HE17	HE18	HE19	HE20	HE21	HE22	HE23	HE24	avg all/peak
CONNECTICUT	82.53	71.65	77.75	58.66	80.84	94.35	109.17	98.73	91.04	91.06	95.82	93.31	91.50	90.81	88.73	89.35	96.47	148.69	113.01	125.90	99.81	91.47	87.57	84.50	94 / 100
NEMASSBOST	80.79	70.53	76.52	57.8	80.34	94.35	109.38	98.61	91.02	90.85	94.9	92.88	91.4	90.87	89.23	89.69	97.16	149.07	112.91	125.04	98.92	91.42	87.82	84.4	94 / 99
NEWHAMPSHIRE	79.97	70.06	76.06	57.55	79.97	94.05	109.02	98.27	90.32	90.25	94.49	92.41	90.96	90.48	88.81	89.36	96.43	146.75	111.58	123.3	97.88	90.55	87.26	83.71	93 / 99
MAINE	77.17	67.65	73.26	55.56	77.59	90.84	102.54	92.25	85.06	84.86	88.41	86.26	85.05	84.64	83.71	84.21	90.73	120.10	100.88	106.67	91.95	84.76	83.78	80.73	87 / 91
INTERNAL_HUB	81.38	70.98	77.03	58.24	80.77	94.71	109.64	98.81	91.06	90.91	95.33	93.07	91.51	90.96	89.2	89.73	97.07	149.09	112.92	125.27	99.21	91.4	87.71	84.43	94 / 100
Forecast	13.47	13.03	12.84	12.85	13.23	14.47	16.78	18.02	18.11	18.09	18.13	18.02	17.78	17.67	17.50	17.59	18.33	19.69	19.85	19.51	18.82	17.71	16.15	14.73	17 / 18
(RT) - (DA Load)	1.67	1.55	1.44	1.54	1.52	1.58	0.90	0.47	0.17	0.10	0.56	0.43	0.52	0.54	0.69	0.79	0.45	1.28	1.79	1.85	1.07	1.20	1.94	2.71	



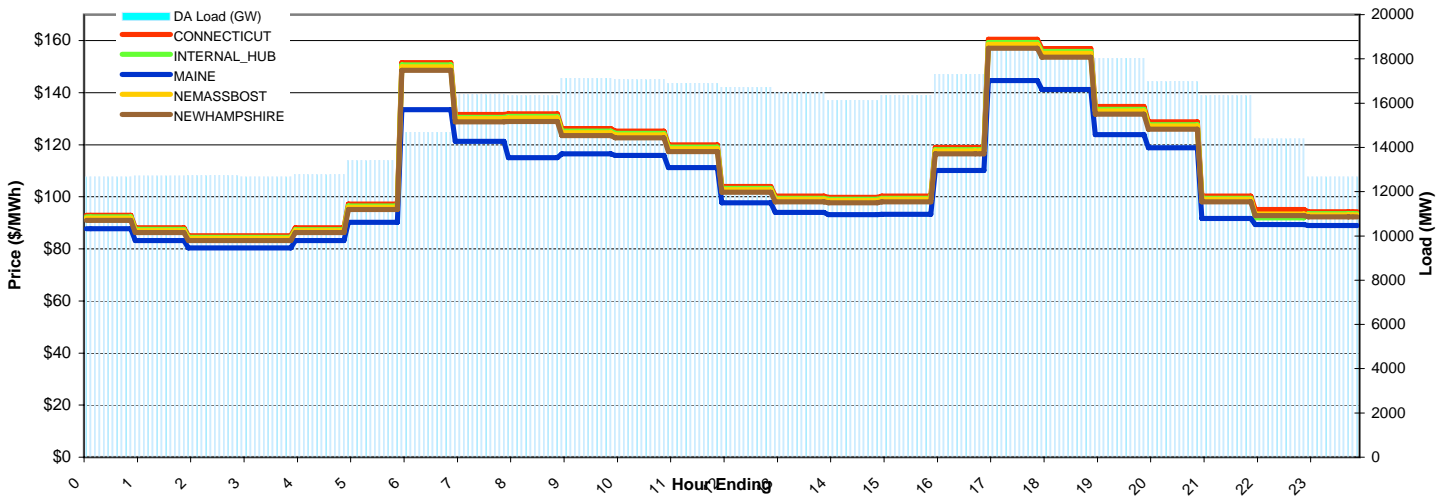
# ISO-NE Daily Report

## Report for 01/24/2008

Price Color Codes: ≤0 ≥100 ≥200

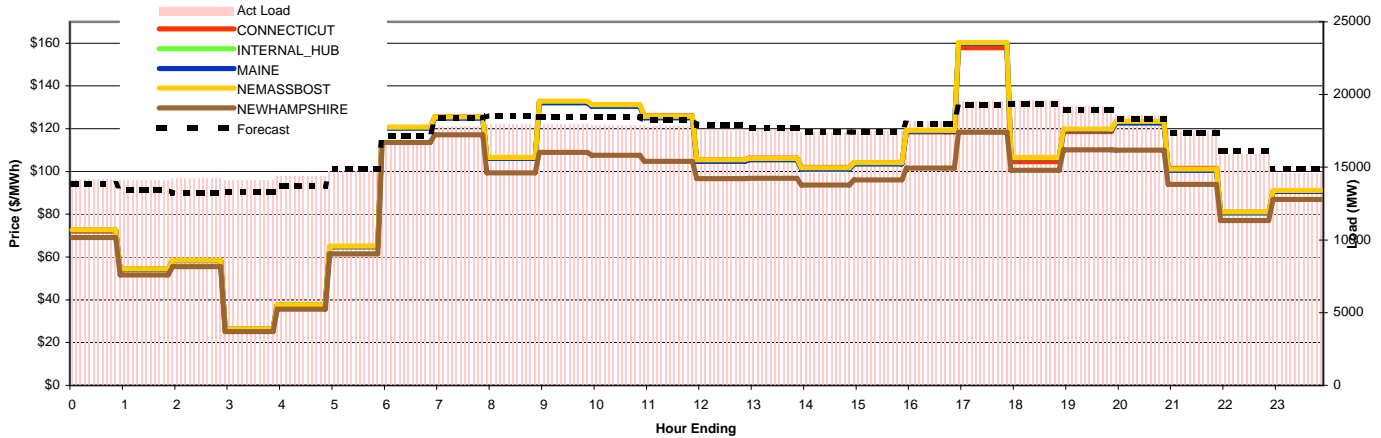
### Day-Ahead Prices and Cleared Load

	HE1	HE2	HE3	HE4	HE5	HE6	HE7	HE8	HE9	HE10	HE11	HE12	HE13	HE14	HE15	HE16	HE17	HE18	HE19	HE20	HE21	HE22	HE23	HE24	avg all/peak
CONNECTICUT	92.98	88.14	85.08	85.08	88.11	97.24	151.58	131.60	131.95	126.19	125.30	120.00	104.02	100.26	99.85	100.26	119.04	160.51	157.02	134.68	128.76	100.25	95.14	94.26	113 / 121
NEMASSBOST	91.84	87.06	84.03	84.03	87.03	96.05	150	129.99	130.35	124.64	123.77	118.53	102.74	99.03	98.62	99.03	117.59	158.55	155.1	133.03	127.19	99.03	93.46	93.11	112 / 119
NEWHAMPSHIRE	91	86.26	83.27	83.27	86.23	95.17	148.6	128.8	128.95	123.51	122.64	117.45	101.8	98.11	97.69	98.08	116.51	157.08	153.68	131.82	126.03	98.06	92.75	92.26	111 / 118
MAINE	87.79	83.22	80.33	80.33	83.19	90.27	133.50	121.30	115.06	116.50	115.97	111.27	97.74	94.00	93.21	93.25	110.11	144.64	141.24	123.91	118.90	91.68	89.39	89.01	104 / 111
INTERNAL_HUB	92.27	87.46	84.42	84.42	87.43	96.49	150.68	130.59	130.95	125.22	124.34	119.08	103.22	99.49	99.08	99.49	118.13	159.28	155.82	133.65	127.77	99.48	91.97	93.54	112 / 120
DA Load (GW)	12.7	12.7	12.7	12.7	12.8	13.4	14.7	16.4	16.3	17.1	17.1	16.9	16.7	16.5	16.1	16.4	17.3	18.6	18.4	18.0	17.0	16.3	14.4	12.7	



### Preliminary Real-Time Prices with Forecasted and Actual System Load

	HE1	HE2	HE3	HE4	HE5	HE6	HE7	HE8	HE9	HE10	HE11	HE12	HE13	HE14	HE15	HE16	HE17	HE18	HE19	HE20	HE21	HE22	HE23	HE24	avg all/peak
CONNECTICUT	72.39	54.11	58.01	26.36	37.51	64.85	120.00	125.89	107.13	133.54	132.05	126.79	106.36	107.01	102.88	105.16	120.13	161.42	107.08	121.47	124.99	102.30	81.83	92.98	100 / 117
NEMASSBOST	72.54	54.25	58.16	26.39	37.44	64.78	120.28	124.77	105.85	131.59	129.61	124.13	104.09	104.72	100.49	102.92	118.29	160	106.63	119.16	121.88	99.78	80.35	90.23	98 / 115
NEWHAMPSHIRE	71.84	53.75	57.68	26.19	37.17	64.44	119.97	124.38	105.26	130.13	128.51	123.32	103.63	104.13	99.95	102.3	116.95	157	105.26	117.78	120.94	99.34	80.07	89.7	97 / 114
MAINE	69.08	51.67	55.45	25.20	35.59	61.52	113.64	117.15	99.44	108.96	107.55	104.78	96.64	96.82	93.63	96.10	101.59	118.41	100.55	110.13	109.98	93.94	77.00	86.98	89 / 102
INTERNAL_HUB	72.53	54.34	58.31	26.45	37.55	64.85	120.31	124.97	106.04	132.15	130.49	125.04	104.82	105.46	101.15	103.54	118.75	159.82	106.35	119.44	122.7	100.57	80.65	90.76	99 / 115
Forecast	13.84	13.42	13.23	13.32	13.70	14.87	17.15	18.38	18.52	18.48	18.45	18.22	17.94	17.69	17.44	17.40	18.01	19.30	19.37	18.90	18.29	17.39	16.11	14.85	17 / 18
(RT) - (DA Load)	1.54	1.42	1.55	1.43	1.66	1.34	1.92	1.47	1.59	0.83	0.85	0.93	0.91	1.07	1.30	1.13	0.87	0.95	1.21	1.16	1.59	1.14	1.54	1.93	





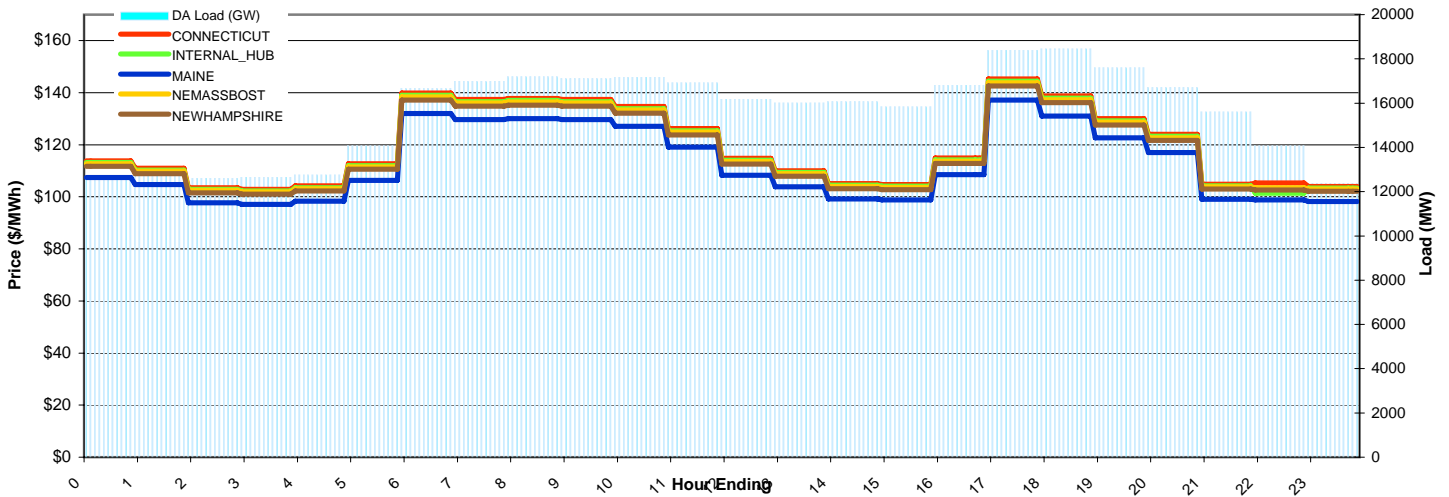
# ISO-NE Daily Report

## Report for 01/25/2008

Price Color Codes: ≤0 ≥100 ≥200

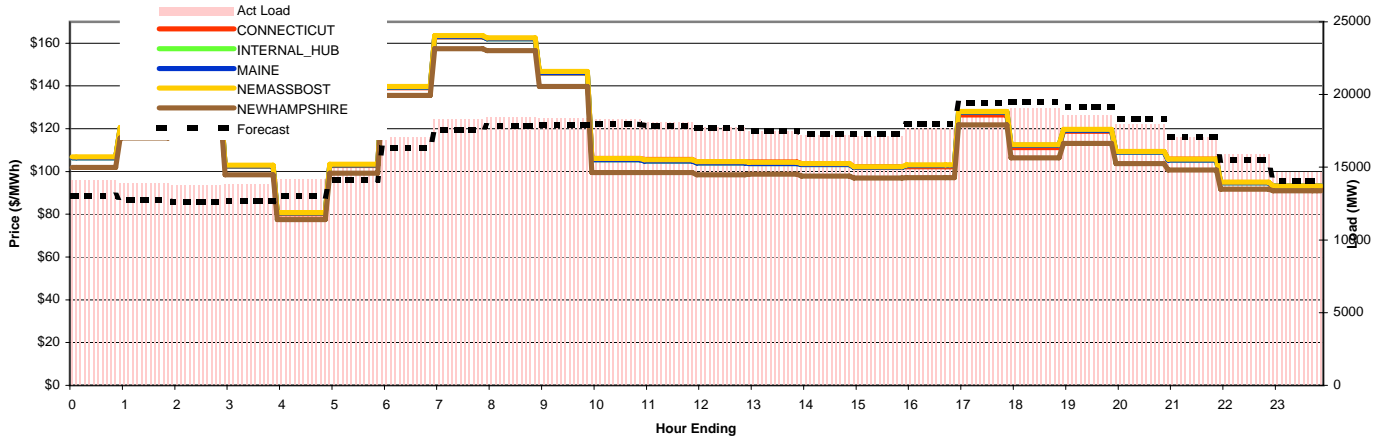
### Day-Ahead Prices and Cleared Load

	HE1	HE2	HE3	HE4	HE5	HE6	HE7	HE8	HE9	HE10	HE11	HE12	HE13	HE14	HE15	HE16	HE17	HE18	HE19	HE20	HE21	HE22	HE23	HE24	avg all/peak
CONNECTICUT	113.88	110.98	103.52	102.94	104.19	112.69	139.85	137.44	137.84	137.44	134.69	126.18	114.78	110.01	105.12	104.71	114.94	145.28	138.78	130.00	124.00	104.91	105.35	104.04	119 / 123
NEMASSBOST	112.71	109.84	102.46	101.88	103.12	111.52	138.41	136.02	136.42	136.02	133.31	124.88	113.59	108.87	104.04	103.63	113.75	143.78	137.35	128.66	122.72	103.83	103.5	102.97	118 / 122
NEWHAMPSHIRE	111.76	108.92	101.59	101.02	102.25	110.58	137.24	134.88	135.27	134.87	132.18	123.83	112.64	107.96	103.16	102.75	112.79	142.57	136.19	127.58	121.69	102.96	102.68	102.1	117 / 121
MAINE	107.49	104.76	97.71	97.16	98.35	106.36	132.00	129.73	130.10	129.72	127.14	119.10	108.34	103.83	99.22	98.83	108.49	137.13	130.99	122.71	117.04	99.03	98.77	98.20	113 / 116
INTERNAL_HUB	113.19	110.31	102.89	102.31	103.56	112	139	136.61	137	136.6	133.88	125.41	114.08	109.34	104.48	104.07	114.24	144.39	137.94	129.21	123.24	104.28	101.43	103.41	118 / 122
DA Load (GW)	12.6	12.8	12.6	12.7	12.8	14.1	16.7	17.0	17.2	17.1	17.2	16.9	16.2	16.0	16.1	15.8	16.8	18.4	18.5	17.6	16.7	15.6	14.1	12.4	



### Preliminary Real-Time Prices with Forecasted and Actual System Load

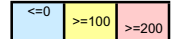
	HE1	HE2	HE3	HE4	HE5	HE6	HE7	HE8	HE9	HE10	HE11	HE12	HE13	HE14	HE15	HE16	HE17	HE18	HE19	HE20	HE21	HE22	HE23	HE24	avg all/peak
CONNECTICUT	109.28	122.29	135.08	103.85	80.71	102.82	139.13	163.18	162.62	147.49	107.24	106.61	105.49	105.11	104.38	102.41	102.96	128.37	113.50	120.63	110.28	106.82	96.00	93.87	115 / 118
NEMASSBOST	105.5	119.72	131.78	102.32	80.48	102.85	139.38	162.94	161.69	145.69	104.82	104.14	103.35	103.11	102.92	101.7	102.98	128.22	112.45	118.88	108.61	104.84	94.51	93.36	114 / 116
NEWHAMPSHIRE	104.56	118.26	130.31	101.02	79.53	101.95	138.98	162.59	161.57	145.11	104.54	104.05	103.1	102.98	102.49	101.39	102.1	126.79	111.11	117.89	108.06	104.39	94.11	92.28	113 / 116
MAINE	101.89	115.62	127.28	98.49	77.53	99.22	135.62	157.45	156.49	139.83	99.57	99.46	98.52	98.74	97.83	96.92	97.14	121.81	106.37	113.08	103.76	100.66	91.78	91.00	109 / 111
INTERNAL_HUB	106.46	120.22	132.46	102.68	80.6	103.04	139.44	163.07	162.08	146.28	105.56	104.89	104.02	103.71	103.3	101.85	102.79	127.87	112.3	119.26	109.04	105.37	94.67	93.25	114 / 117
Forecast	13.05	12.75	12.62	12.65	13.00	14.13	16.30	17.55	17.82	17.92	17.95	17.88	17.70	17.52	17.32	17.33	17.98	19.40	19.50	19.12	18.31	17.08	15.47	14.06	16 / 18
(RT) - (DA Load)	1.54	1.08	1.20	1.18	1.38	1.10	0.44	1.33	1.22	1.24	1.13	1.19	1.60	1.44	1.16	1.28	0.88	0.59	0.62	0.96	1.24	1.48	1.81	2.26	



# ISO-NE Daily Report

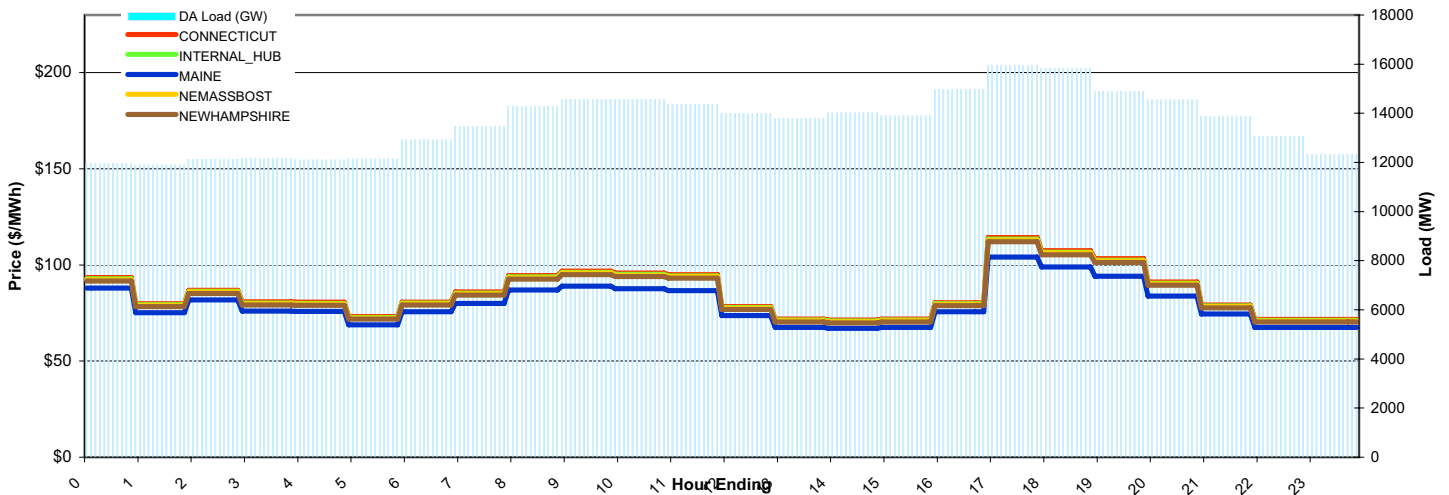
Report for 01/26/2008

Price Color Codes:



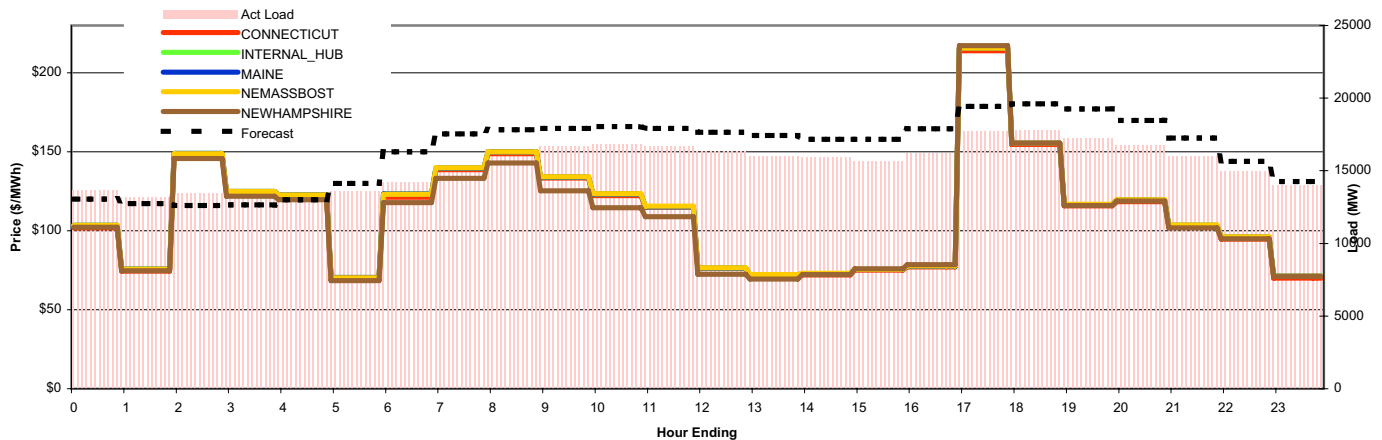
## Day-Ahead Prices and Cleared Load

	HE1	HE2	HE3	HE4	HE5	HE6	HE7	HE8	HE9	HE10	HE11	HE12	HE13	HE14	HE15	HE16	HE17	HE18	HE19	HE20	HE21	HE22	HE23	HE24	avg all/peak
CONNECTICUT	93.42	79.86	86.89	80.76	80.59	73.19	80.73	85.90	94.39	96.81	95.74	94.96	78.31	71.80	71.27	71.80	80.35	114.26	107.40	103.21	91.14	79.23	71.67	71.67	86 / 88
NEMASSBOST	92.37	78.97	85.92	79.85	79.69	72.37	79.83	84.94	93.33	95.73	94.68	93.9	77.44	71	70.47	71	79.46	112.99	106.21	102.06	90.12	78.34	70.87	70.87	85 / 87
NEWHAMPSHIRE	91.63	78.33	85.23	79.21	79.05	71.79	79.18	84.25	92.57	94.95	93.9	93.14	76.81	70.43	69.9	70.43	78.82	112.06	105.34	101.23	89.39	77.71	70.3	70.3	84 / 86
MAINE	87.91	75.15	81.77	76.00	75.84	68.88	75.72	79.95	87.01	88.90	87.57	86.65	73.70	67.57	67.06	67.57	75.62	104.07	99.03	94.10	83.82	74.56	67.45	67.45	80 / 82
INTERNAL_HUB	92.77	79.31	86.29	80.2	80.03	72.69	80.17	85.31	93.74	96.14	95.09	94.31	77.78	71.31	70.77	71.31	79.8	113.47	106.67	102.51	90.51	78.68	71.18	71.18	85 / 87
DA Load (GW)	12.0	11.9	12.1	12.2	12.1	12.1	12.9	13.5	14.3	14.6	14.6	14.4	14.0	13.8	14.0	13.9	15.0	16.0	15.8	14.9	14.6	13.9	13.1	12.3	



## Preliminary Real-Time Prices with Forecasted and Actual System Load

	HE1	HE2	HE3	HE4	HE5	HE6	HE7	HE8	HE9	HE10	HE11	HE12	HE13	HE14	HE15	HE16	HE17	HE18	HE19	HE20	HE21	HE22	HE23	HE24	avg all/peak
CONNECTICUT	103.78	75.52	148.62	124.70	122.07	69.76	122.21	138.94	149.05	133.73	123.35	115.78	76.64	71.92	72.39	75.17	77.46	216.47	156.75	117.64	120.21	103.86	95.66	70.57	112 / 115
NEMASSBOST	103.81	76.09	149.21	124.82	122.6	70.59	123.54	140	150.37	134.16	123.44	115.46	76.38	72.52	73.48	75.94	78.18	216.89	156.01	117.11	120.04	103.85	96.34	71.65	112 / 116
NEWHAMPSHIRE	102.26	74.83	146.74	122.65	120.44	69.27	120.96	137.75	148.11	131.87	120.78	113.6	75.24	71.52	72.76	75.65	78.15	216.57	155.57	116.42	119.16	102.9	95.44	70.88	111 / 114
MAINE	102.21	74.71	145.73	121.96	119.57	68.36	117.92	133.27	142.97	125.40	114.50	108.89	72.44	69.54	72.19	75.87	78.65	217.20	155.41	116.03	118.86	101.92	94.90	71.15	109 / 112
INTERNAL_HUB	103.53	75.75	148.97	124.86	122.66	70.38	123.21	139.79	149.95	134.01	123.31	115.3	76.25	72.14	72.98	75.49	77.62	215.65	155.44	116.72	119.42	103.43	96	71.29	112 / 115
Forecast	13.05	12.75	12.62	12.65	13.00	14.13	16.30	17.55	17.82	17.92	18.05	17.91	17.65	17.42	17.17	17.16	17.89	19.44	19.61	19.25	18.47	17.25	15.64	14.25	16 / 18
(RT) - (DA Load)	1.71	1.28	1.30	1.26	1.39	1.49	1.31	1.58	1.79	2.11	2.26	2.34	2.35	2.20	1.93	1.80	1.27	1.75	1.97	2.39	2.19	2.15	1.94	1.67	



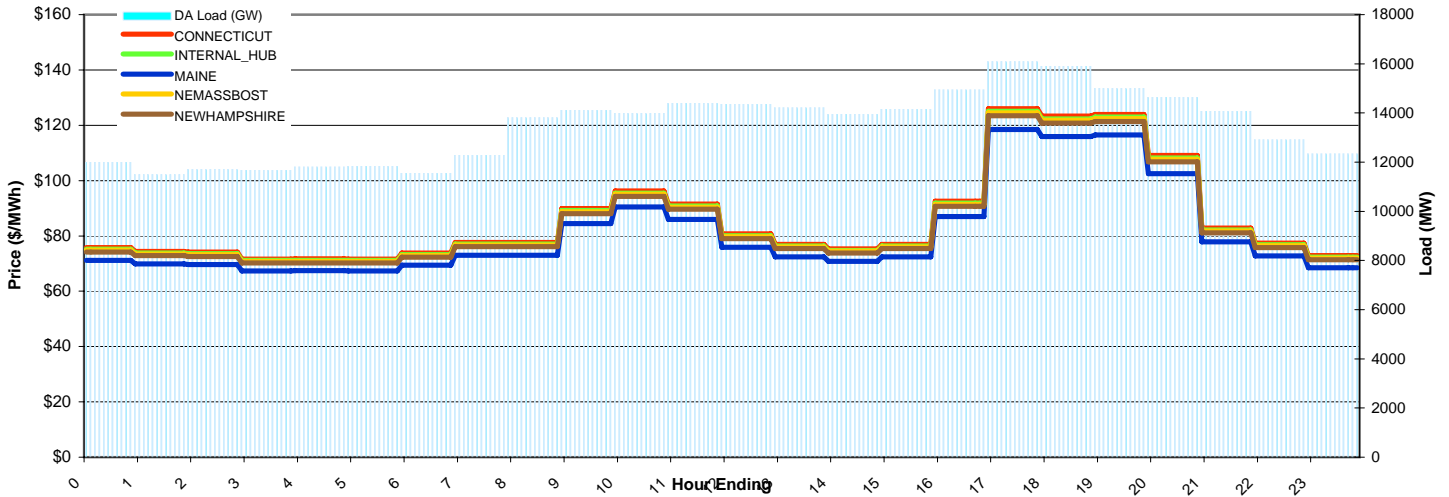
# ISO-NE Daily Report

## Report for 01/27/2008

Price Color Codes: ≤0 ≥100 ≥200

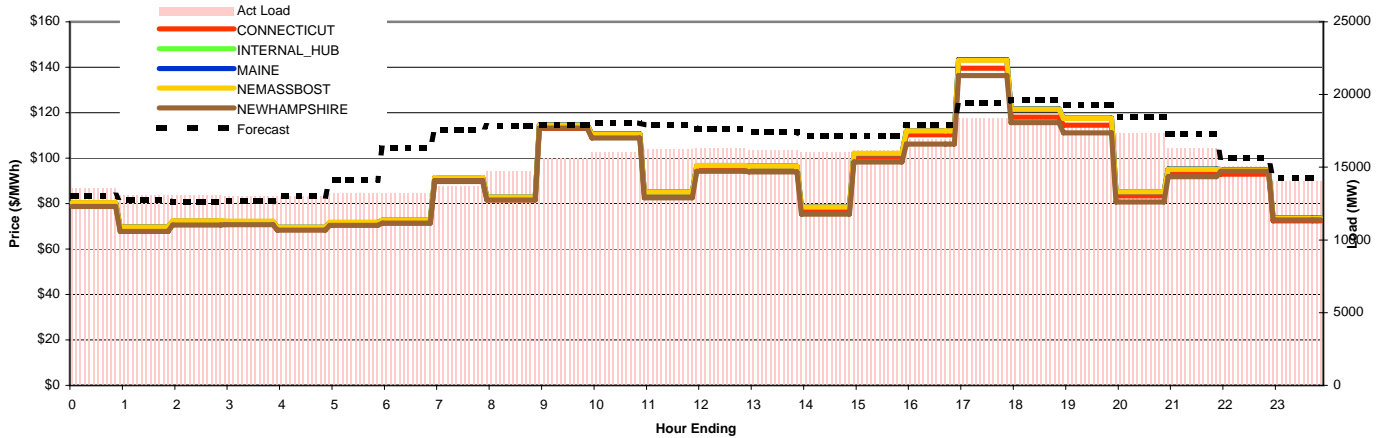
### Day-Ahead Prices and Cleared Load

	HE1	HE2	HE3	HE4	HE5	HE6	HE7	HE8	HE9	HE10	HE11	HE12	HE13	HE14	HE15	HE16	HE17	HE18	HE19	HE20	HE21	HE22	HE23	HE24	avg all/peak
CONNECTICUT	75.75	74.38	74.10	71.66	71.70	71.66	73.82	77.66	77.65	89.88	96.24	91.49	80.73	76.99	75.37	76.99	92.58	126.03	123.28	123.92	109.04	82.79	77.37	72.90	86 / 92
NEMASSBOST	74.82	73.47	73.2	70.79	70.83	70.79	72.92	76.71	76.71	88.79	95.06	90.38	79.74	76.05	74.45	76.05	91.45	124.49	121.77	122.4	107.7	81.78	76.43	72.01	85 / 91
NEWHAMPSHIRE	74.19	72.85	72.58	70.19	70.23	70.19	72.3	76.07	76.07	88.03	94.26	89.61	79.07	75.4	73.82	75.4	90.67	123.44	120.75	121.37	106.8	81.09	75.78	71.4	84 / 90
MAINE	71.20	69.92	69.66	67.37	67.40	67.37	69.39	73.01	73.00	84.50	90.47	86.01	75.89	72.38	70.85	72.38	87.03	118.48	115.89	116.49	102.50	77.83	72.73	68.53	81 / 87
INTERNAL_HUB	75.16	73.8	73.53	71.11	71.15	71.11	73.25	77.06	77.05	89.19	95.49	90.78	80.1	76.39	74.79	76.39	91.86	125.05	122.32	122.95	108.19	82.15	76.77	72.33	85 / 92
DA Load (GW)	12.0	11.5	11.7	11.7	11.8	11.9	11.6	12.3	13.8	14.1	14.0	14.4	14.4	14.2	13.9	14.2	14.9	16.1	15.9	15.0	14.6	14.1	12.9	12.3	



### Preliminary Real-Time Prices with Forecasted and Actual System Load

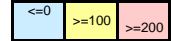
	HE1	HE2	HE3	HE4	HE5	HE6	HE7	HE8	HE9	HE10	HE11	HE12	HE13	HE14	HE15	HE16	HE17	HE18	HE19	HE20	HE21	HE22	HE23	HE24	avg all/peak
CONNECTICUT	79.11	69.05	71.70	71.60	69.04	71.06	72.28	90.48	81.69	113.19	109.18	83.95	95.08	94.78	77.35	100.13	110.32	141.08	119.65	116.10	84.47	93.96	93.48	73.01	91 / 100
NEMASSBOST	80.54	69.83	72.31	72.01	69.49	71.65	72.9	91.78	83.24	115.23	111.45	85.76	97.52	97.16	79.01	102.91	112.9	145.02	123.28	118.66	85.88	95.88	95.76	74.21	93 / 103
NEWHAMPSHIRE	79.41	68.73	71.2	70.9	68.45	70.57	71.8	90.46	82.33	114.07	110.23	84.66	96.43	96.03	77.93	101.94	111.54	142.64	121.09	116.46	84.24	94.24	94.39	73.09	91 / 101
MAINE	78.69	67.79	70.58	70.67	68.29	70.41	71.39	90.11	81.61	113.25	108.88	82.49	94.19	93.98	75.30	98.33	106.17	136.32	115.67	111.18	80.73	91.86	94.16	72.75	89 / 98
INTERNAL_HUB	80.27	69.71	72.32	72.1	69.51	71.65	72.69	91.38	82.79	114.62	110.74	85.1	96.76	96.48	78.43	102.03	111.93	143.33	121.73	117.54	85.2	95.15	94.99	73.69	92 / 102
Forecast	13.05	12.75	12.62	12.65	13.00	14.13	16.30	17.55	17.82	17.92	18.05	17.91	17.65	17.42	17.17	17.16	17.89	19.44	19.61	19.25	18.47	17.25	15.64	14.25	16 / 18
(RT) - (DA Load)	1.54	1.59	1.38	1.30	1.20	1.38	1.69	1.38	0.90	1.49	2.05	1.84	1.92	1.94	2.11	2.03	2.01	2.31	2.62	3.04	2.72	2.25	2.13	1.72	



# ISO-NE Daily Report

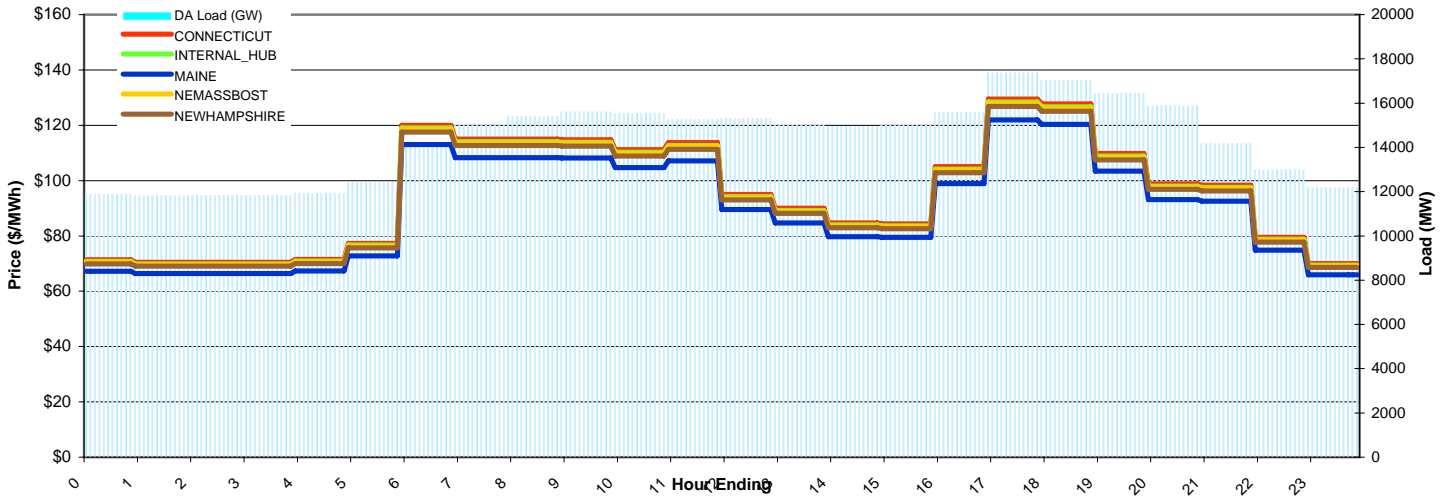
Report for 01/28/2008

Price Color Codes:



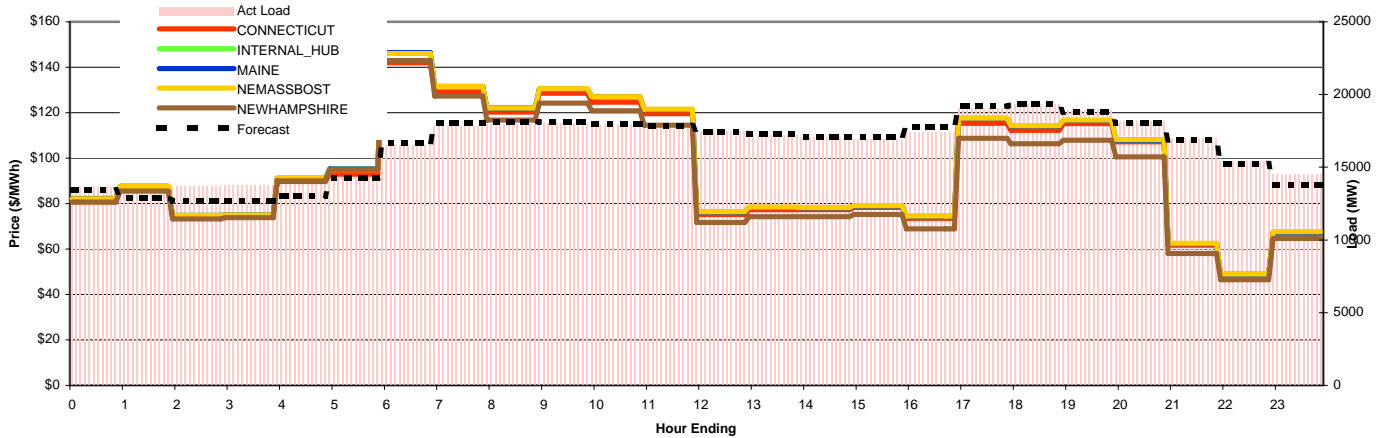
## Day-Ahead Prices and Cleared Load

	HE1	HE2	HE3	HE4	HE5	HE6	HE7	HE8	HE9	HE10	HE11	HE12	HE13	HE14	HE15	HE16	HE17	HE18	HE19	HE20	HE21	HE22	HE23	HE24	avg all/peak
CONNECTICUT	71.38	70.51	70.51	70.51	71.49	77.29	120.00	115.00	115.00	114.82	111.16	113.68	95.00	89.95	84.66	84.36	105.00	129.50	127.73	109.74	98.82	98.30	79.43	70.00	96 / 105
NEMASSBOST	70.55	69.68	69.68	69.68	70.65	76.38	118.59	113.65	113.65	113.47	109.85	112.34	93.88	88.89	83.66	83.37	103.77	127.97	126.23	108.45	97.66	97.14	78.5	69.18	94 / 103
NEWHAMPSHIRE	69.92	69.07	69.07	69.07	70.03	75.71	117.54	112.64	112.64	112.46	108.88	111.35	93.05	88.1	82.92	82.63	102.85	126.83	125.11	107.49	96.79	96.28	77.8	68.56	94 / 102
MAINE	67.25	66.43	66.43	66.43	67.35	72.82	113.05	108.34	108.34	108.17	104.72	107.10	89.50	84.74	79.76	79.48	98.92	121.97	120.34	103.38	93.10	92.61	74.83	65.95	90 / 98
INTERNAL_HUB	70.8	69.93	69.93	69.93	70.9	76.65	119.01	114.05	114.05	113.87	110.24	112.74	94.22	89.2	83.96	83.66	104.13	128.42	126.68	108.83	98	97.49	78.78	69.42	95 / 104
DA Load (GW)	11.9	11.8	11.8	11.8	11.9	12.4	14.2	15.0	15.4	15.6	15.5	15.3	15.3	15.1	14.9	15.0	15.6	17.4	17.0	16.5	15.9	14.2	13.0	12.2	



## Preliminary Real-Time Prices with Forecasted and Actual System Load

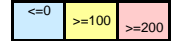
	HE1	HE2	HE3	HE4	HE5	HE6	HE7	HE8	HE9	HE10	HE11	HE12	HE13	HE14	HE15	HE16	HE17	HE18	HE19	HE20	HE21	HE22	HE23	HE24	avg all/peak
CONNECTICUT	81.17	86.32	73.70	73.81	89.66	92.85	141.46	128.43	120.11	128.08	124.50	119.09	75.21	77.35	77.26	78.48	74.38	117.47	114.11	117.35	108.80	62.88	49.27	68.00	95 / 98
NEMASSBOST	82.74	87.83	74.9	74.95	91.22	95.88	148	132.58	122.83	131.15	127.6	121.8	76.5	78.55	78.37	79.16	74.5	117.55	114.17	116.3	107.69	62.43	48.82	67.11	96 / 99
NEWHAMPSHIRE	81.44	86.43	73.75	73.91	90.08	94.68	145.61	131.1	121.58	130.4	126.51	120.57	75.76	78.06	78.02	78.66	73.29	115.36	112.29	114.52	106.28	61.47	48.21	66.37	95 / 98
MAINE	80.70	85.54	73.24	73.76	90.06	95.01	143.02	127.26	116.75	124.22	120.88	114.48	71.71	74.26	74.28	75.19	68.87	108.79	106.29	107.87	100.63	58.06	46.44	64.67	92 / 93
INTERNAL_HUB	82.28	87.65	74.85	74.93	91.15	95.24	146.51	131.54	122.11	130.49	126.99	121.43	76.3	78.36	78.18	79	74.4	117.51	114.16	116.45	107.94	62.38	48.83	67.35	96 / 99
Forecast	13.41	12.92	12.69	12.70	13.06	14.27	16.68	18.06	18.14	18.11	18.01	17.84	17.46	17.27	17.07	17.08	17.79	19.19	19.32	18.79	18.04	16.85	15.25	13.79	16 / 18
(RT) - (DA Load)	1.73	1.93	1.91	1.96	2.03	2.03	2.37	2.80	2.57	2.42	2.40	2.47	2.15	2.19	2.13	1.91	1.79	1.71	2.34	2.45	2.28	2.84	2.47	2.36	



# ISO-NE Daily Report

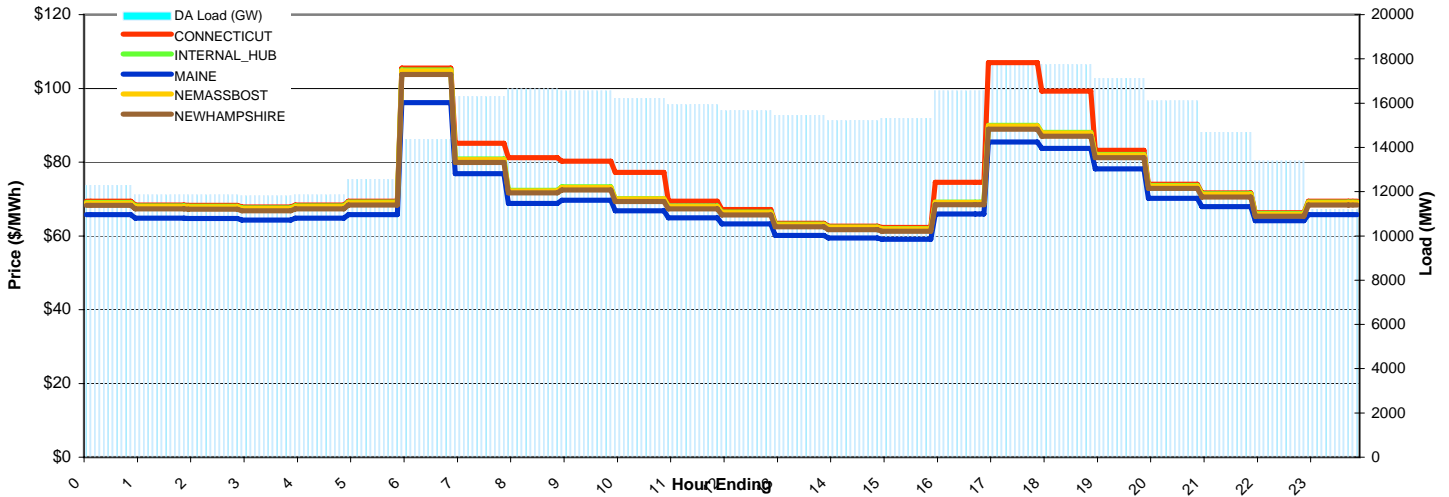
Report for 01/29/2008

Price Color Codes:



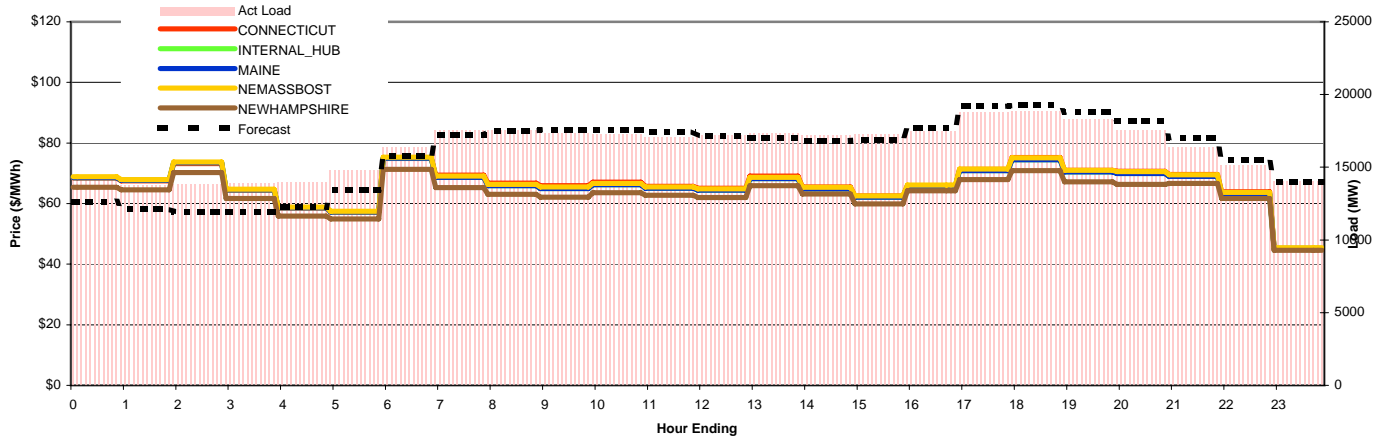
## Day-Ahead Prices and Cleared Load

	HE1	HE2	HE3	HE4	HE5	HE6	HE7	HE8	HE9	HE10	HE11	HE12	HE13	HE14	HE15	HE16	HE17	HE18	HE19	HE20	HE21	HE22	HE23	HE24	avg all/peak
CONNECTICUT	69.39	68.40	68.30	67.87	68.40	69.44	105.47	85.11	81.24	80.25	77.24	69.43	67.14	63.42	62.68	62.26	74.51	107.01	99.28	83.24	74.02	71.71	66.33	69.44	75 / 77
NEMASSBOST	68.93	67.95	67.86	67.43	67.95	68.98	104.77	80.69	72.23	73.12	69.99	67.97	66.33	63.01	62.26	61.85	69.04	89.79	87.86	81.93	73.53	71.24	65.9	68.98	72 / 72
NEWHAMPSHIRE	68.3	67.33	67.23	66.81	67.33	68.35	103.8	79.95	71.63	72.48	69.37	67.37	65.72	62.43	61.69	61.28	68.47	88.93	87.05	81.18	72.89	70.58	65.32	68.35	72 / 72
MAINE	65.74	64.80	64.71	64.30	64.80	65.79	96.11	76.90	68.81	69.66	66.80	64.92	63.29	60.17	59.44	59.05	65.91	85.46	83.69	78.15	70.21	67.94	64.15	65.79	69 / 69
INTERNAL_HUB	69.08	68.1	68	67.57	68.1	69.13	105	80.86	72.39	73.28	70.15	68.11	66.47	63.14	62.4	61.98	69.19	90	88.06	82.11	73.69	71.39	66.04	69.13	73 / 72
DA Load (GW)	12.3	11.9	11.9	11.8	11.9	12.6	14.4	16.3	16.7	16.6	16.2	15.9	15.7	15.5	15.2	15.3	16.6	17.9	17.7	17.1	16.1	14.7	13.4	11.2	



## Preliminary Real-Time Prices with Forecasted and Actual System Load

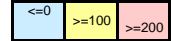
	HE1	HE2	HE3	HE4	HE5	HE6	HE7	HE8	HE9	HE10	HE11	HE12	HE13	HE14	HE15	HE16	HE17	HE18	HE19	HE20	HE21	HE22	HE23	HE24	avg all/peak
CONNECTICUT	69.35	68.23	73.87	64.96	59.26	57.70	74.97	69.30	66.73	65.78	66.90	65.56	64.78	68.65	65.10	62.19	65.78	71.84	76.12	71.31	71.08	70.71	65.06	46.05	67 / 68
NEMASSBOST	67.98	67.1	72.8	63.87	58.15	56.87	74.81	68.48	65.77	64.84	66.02	64.99	64.36	67.98	64.82	62.08	65.93	70.8	74.07	70.15	69.53	68.66	62.81	44.97	66 / 67
NEWHAMPSHIRE	67.33	66.48	72.23	63.43	57.74	56.73	74.78	68.72	66.03	65.09	66.31	65.26	64.61	68.36	65.19	62.25	65.94	70.77	74.19	70.25	69.57	68.68	62.96	44.92	66 / 67
MAINE	65.34	64.56	70.29	61.71	55.84	54.98	71.34	65.31	63.04	62.15	63.55	62.74	62.03	65.95	63.20	59.92	64.24	67.96	70.85	67.18	66.35	66.63	61.71	44.54	63 / 65
INTERNAL_HUB	68.58	67.71	73.47	64.51	58.64	57.21	75.01	68.62	65.92	65	66.18	65.05	64.45	68.19	64.91	62.1	65.78	70.92	74.46	70.41	69.92	68.98	63.21	45.2	66 / 67
Forecast	12.63	12.13	11.94	11.92	12.24	13.44	15.75	17.21	17.48	17.59	17.56	17.43	17.16	17.02	16.84	16.88	17.68	19.20	19.25	18.81	18.15	17.03	15.48	13.97	16 / 18
(RT) - (DA Load)	1.90	1.92	2.01	2.09	2.14	2.24	2.02	1.21	0.90	0.80	1.06	1.17	1.56	1.87	1.98	1.94	0.94	0.86	1.13	1.21	1.48	1.70	1.79	2.82	



# ISO-NE Daily Report

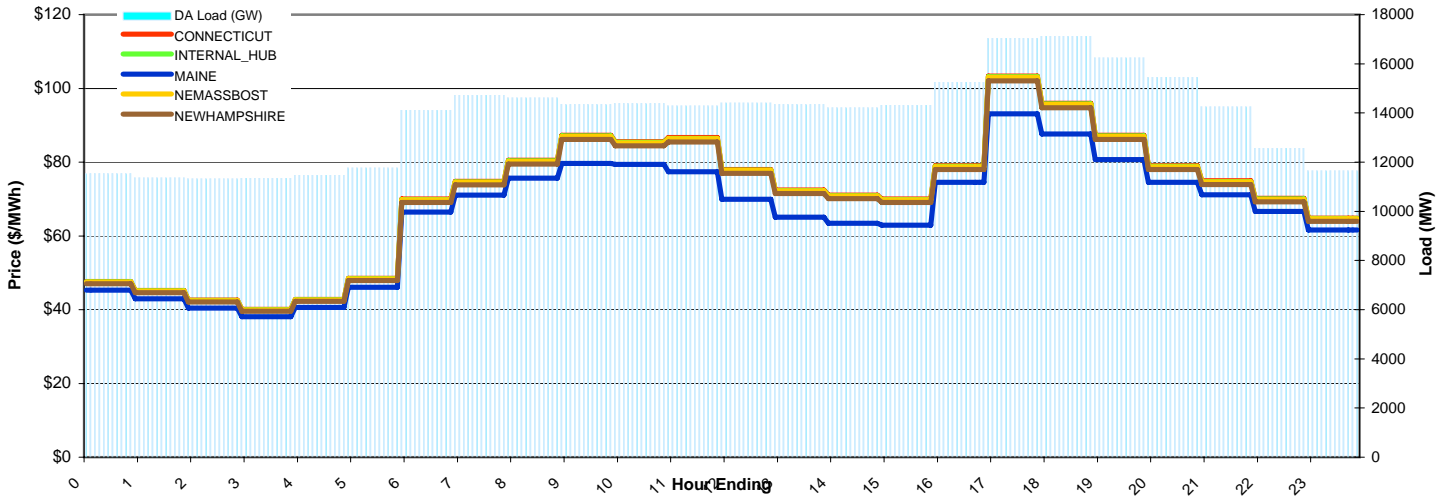
## Report for 01/30/2008

Price Color Codes:



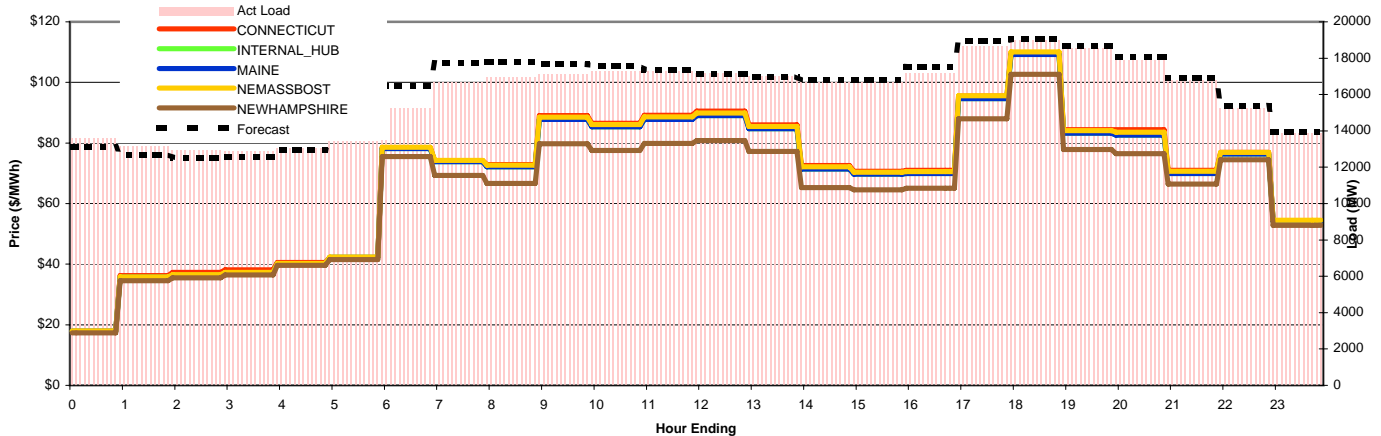
### Day-Ahead Prices and Cleared Load

	HE1	HE2	HE3	HE4	HE5	HE6	HE7	HE8	HE9	HE10	HE11	HE12	HE13	HE14	HE15	HE16	HE17	HE18	HE19	HE20	HE21	HE22	HE23	HE24	avg all/peak
CONNECTICUT	47.67	45.23	42.63	40.07	42.79	48.53	70.02	74.81	80.51	87.29	85.57	86.64	78.03	72.47	71.04	70.01	79.04	103.38	95.99	87.30	79.04	74.93	70.17	64.85	71 / 81
NEMASSBOST	47.48	45.05	42.46	39.92	42.62	48.34	69.74	74.52	80.19	86.95	85.23	86.3	77.72	72.19	70.76	69.73	78.73	102.97	95.62	86.95	78.73	74.63	69.89	64.6	70 / 81
NEWHAMPSHIRE	47.04	44.63	42.06	39.54	42.22	47.89	69.09	73.82	79.44	86.13	84.43	85.49	76.99	71.51	70.1	69.08	77.99	102.01	94.72	86.14	77.99	73.94	69.24	63.99	70 / 80
MAINE	45.26	42.94	40.47	38.05	40.63	46.08	66.48	71.03	75.63	79.66	79.38	77.36	69.97	65.05	63.41	62.94	74.54	93.14	87.65	80.66	74.54	71.14	66.62	61.57	66 / 75
INTERNAL_HUB	47.56	45.12	42.53	39.98	42.69	48.41	69.85	74.63	80.32	87.09	85.36	86.43	77.84	72.3	70.87	69.84	78.85	103.13	95.77	87.09	78.85	74.75	70	64.7	71 / 81
DA Load (GW)	11.5	11.4	11.3	11.3	11.5	11.8	14.1	14.7	14.6	14.3	14.4	14.3	14.4	14.3	14.2	14.3	15.2	17.0	17.1	16.2	15.5	14.2	12.6	11.7	



### Preliminary Real-Time Prices with Forecasted and Actual System Load

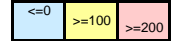
	HE1	HE2	HE3	HE4	HE5	HE6	HE7	HE8	HE9	HE10	HE11	HE12	HE13	HE14	HE15	HE16	HE17	HE18	HE19	HE20	HE21	HE22	HE23	HE24	avg all/peak
CONNECTICUT	18.11	36.09	36.70	37.45	40.24	42.22	78.80	74.52	73.49	89.63	87.14	89.87	90.97	86.45	73.18	71.10	71.30	96.94	111.19	85.37	84.80	71.21	78.02	55.43	70 / 83
NEMASSBOST	17.72	35.41	36.08	36.92	39.91	42.13	77.94	73.54	71.53	86.77	84.28	86.65	87.88	83.56	70.37	69.08	69.37	94	108.7	82.68	81.77	69.48	75.97	53.92	68 / 81
NEWHAMPSHIRE	17.68	35.58	36.37	37.23	40.19	42.3	78.3	73.71	71.83	87.07	84.56	86.99	88.16	83.79	70.63	69.26	69.63	94.23	109.03	83.17	82.43	70.14	76.67	54.2	68 / 81
MAINE	17.33	34.55	35.49	36.40	39.62	41.52	75.48	69.29	66.65	79.76	77.55	79.84	80.82	77.20	65.23	64.56	65.04	87.98	102.69	77.81	76.45	66.47	74.52	52.82	64 / 76
INTERNAL_HUB	17.86	35.69	36.34	37.17	40.12	42.24	78.21	73.82	72.14	87.79	85.3	87.76	89.03	84.67	71.38	69.73	69.9	94.66	109.18	83.25	82.64	69.97	76.4	54.18	69 / 82
Forecast	13.10	12.69	12.54	12.57	12.93	14.15	16.48	17.74	17.81	17.66	17.59	17.37	17.13	16.98	16.78	16.82	17.53	18.92	19.04	18.69	18.05	16.93	15.38	13.96	16 / 18
(RT) - (DA Load)	2.07	1.81	1.62	1.56	1.57	1.68	1.13	1.94	2.34	2.77	2.89	3.01	2.75	2.64	2.46	2.35	1.93	1.63	1.88	2.31	2.45	2.55	2.69	2.23	



# ISO-NE Daily Report

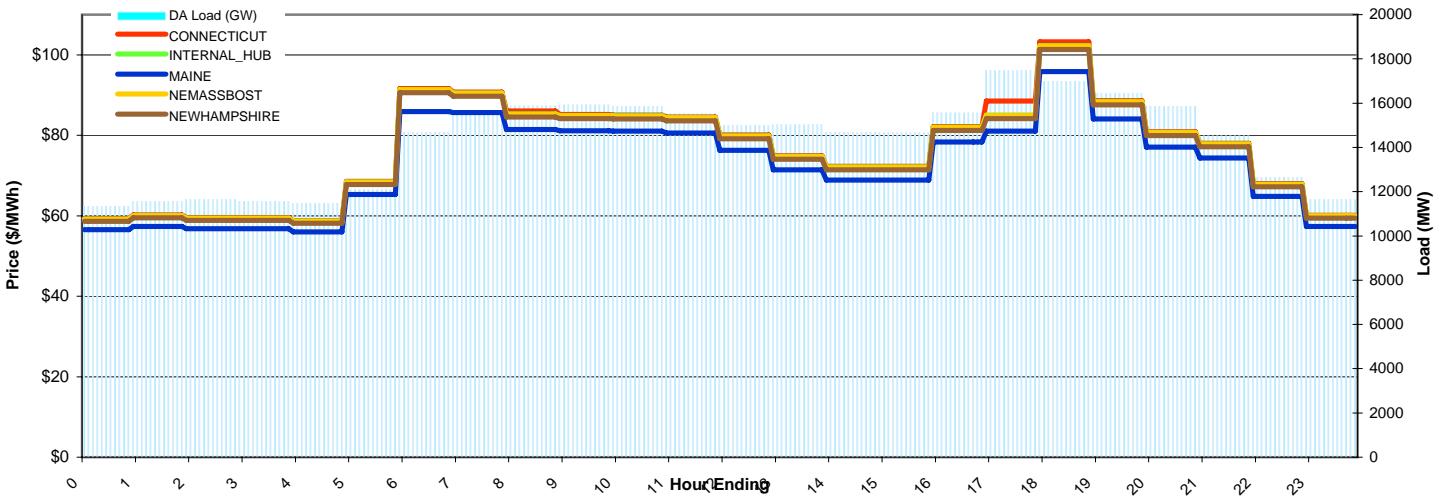
Report for 01/31/2008

Price Color Codes:



## Day-Ahead Prices and Cleared Load

	HE1	HE2	HE3	HE4	HE5	HE6	HE7	HE8	HE9	HE10	HE11	HE12	HE13	HE14	HE15	HE16	HE17	HE18	HE19	HE20	HE21	HE22	HE23	HE24	avg all/peak
CONNECTICUT	59.34	60.21	59.57	59.57	58.81	68.55	91.64	90.77	86.04	85.17	85.04	84.57	80.08	74.95	72.28	72.28	82.20	88.53	103.27	88.59	80.91	78.05	68.03	60.14	77 / 83
NEMASSBOST	59.13	60	59.36	59.36	58.61	68.31	91.32	90.43	85.22	84.87	84.74	84.27	79.8	74.69	72.03	72.03	81.91	84.91	102.16	88.28	80.63	77.78	67.79	59.94	76 / 82
NEWHAMPSHIRE	58.64	59.5	58.87	58.87	58.12	67.75	90.57	89.68	84.51	84.17	84.04	83.58	79.14	74.08	71.44	71.44	81.24	84.18	101.3	87.55	79.96	77.13	67.23	59.44	76 / 81
MAINE	56.54	57.37	56.76	56.76	56.03	65.31	85.89	85.68	81.47	81.15	81.02	80.57	76.30	71.42	68.87	68.87	78.32	81.06	95.81	84.09	77.09	74.36	64.81	57.31	73 / 78
INTERNAL_HUB	59.19	60.06	59.42	59.42	58.67	68.38	91.42	90.53	85.31	84.96	84.83	84.36	79.89	74.77	72.11	72.11	82	85	102.27	88.38	80.71	77.86	67.86	60	76 / 82
DA Load (GW)	11.4	11.6	11.6	11.6	11.5	12.1	14.7	15.7	15.9	15.9	15.9	15.5	15.0	15.0	14.7	14.7	15.6	17.5	17.0	16.5	15.9	14.5	12.7	11.6	



## Preliminary Real-Time Prices with Forecasted and Actual System Load

	HE1	HE2	HE3	HE4	HE5	HE6	HE7	HE8	HE9	HE10	HE11	HE12	HE13	HE14	HE15	HE16	HE17	HE18	HE19	HE20	HE21	HE22	HE23	HE24	avg all/peak
CONNECTICUT	49.44	62.60	63.62	66.50	63.54	57.87	86.67	83.08	83.56	77.55	77.52	76.68	75.61	73.22	70.94	71.13	73.90	81.97	91.81	94.90	83.74	76.57	75.09	67.20	74 / 79
NEMASSBOST	48.55	60.97	61.82	64.59	62.35	57.32	86.49	81.84	81.35	75.57	75.48	75.11	73.88	71.57	69.7	69.92	73.08	80.26	89.46	92.12	81.5	74.38	72.92	64.96	73 / 77
NEWHAMPSHIRE	48.73	61.36	62.24	65.1	62.84	57.77	86.68	82.5	82.25	76.35	76.07	75.6	74.36	72.06	70.21	70.43	74.01	81.34	90.73	93.56	82.93	75.32	73.76	65.43	73 / 78
MAINE	47.48	59.48	60.21	63.22	61.29	56.03	83.26	78.97	78.02	72.67	71.44	70.85	69.69	67.58	66.41	66.66	72.50	80.47	89.40	91.92	81.04	73.54	72.65	64.45	71 / 75
INTERNAL_HUB	48.73	61.5	62.42	65.24	62.75	57.53	86.55	82.14	82.03	76.09	76	75.4	74.21	71.81	69.8	70	73.03	80.38	89.63	92.43	81.87	74.81	73.37	65.36	73 / 78
Forecast	13.15	12.74	12.56	12.58	12.92	14.13	16.31	17.61	17.93	18.06	18.09	18.03	17.89	17.76	17.49	17.50	17.99	19.00	18.95	18.15	17.36	16.38	15.07	13.74	16 / 18
(RT) - (DA Load)	1.86	1.72	1.56	1.64	1.82	2.06	1.63	1.78	1.69	1.55	1.58	1.76	2.00	1.80	1.94	1.95	1.57	1.26	2.09	2.28	2.20	2.45	2.81	2.49	

