

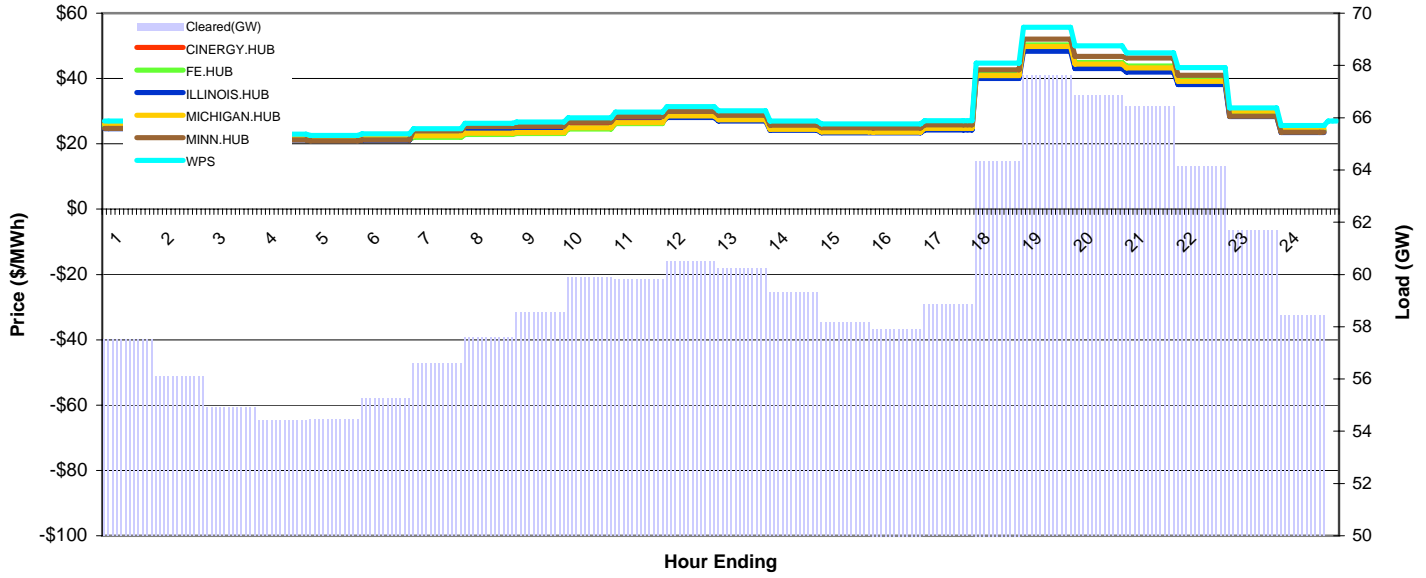
# MISO Daily Report

Delivery Day: Thursday, January 1, 2009

Price Color Codes: ≤0 ≥100 ≥200

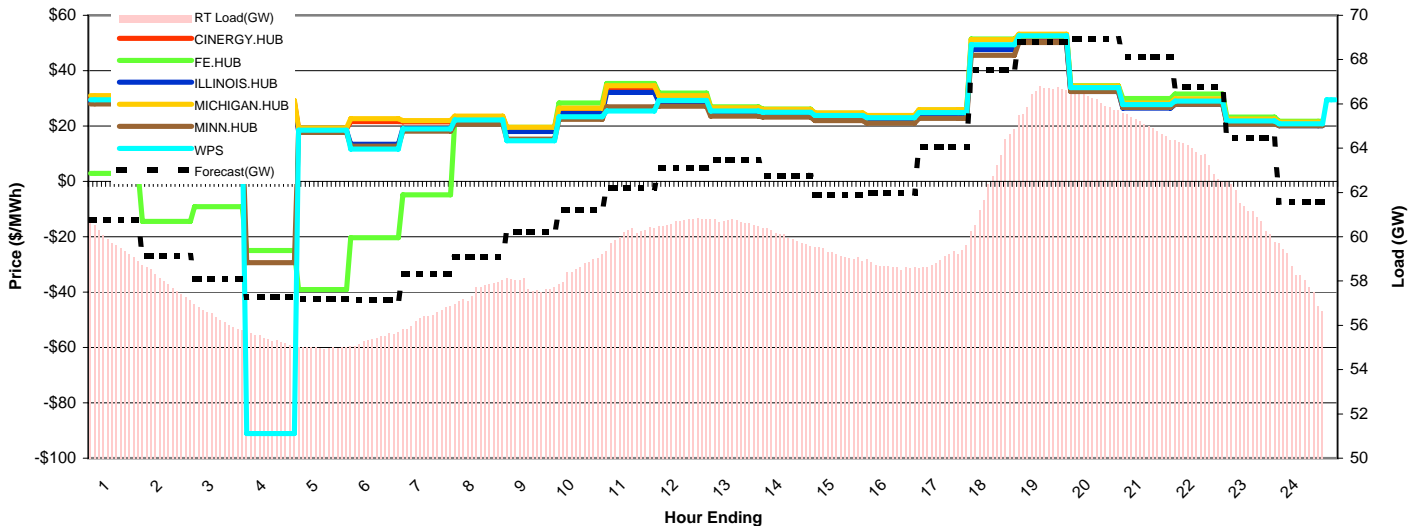
## Day-Ahead Prices and Cleared Load

	HE1	HE2	HE3	HE4	HE5	HE6	HE7	HE8	HE9	HE10	HE11	HE12	HE13	HE14	HE15	HE16	HE17	HE18	HE19	HE20	HE21	HE22	HE23	HE24
CINERGY.HUB	25.30	24.02	22.45	21.76	21.50	21.66	23.54	24.29	24.29	25.49	27.13	28.56	27.44	24.57	23.77	23.73	24.68	40.70	49.24	43.91	42.87	38.85	29.08	24.08
FE.HUB	25.41	24.12	22.66	22.10	21.84	21.26	22.02	22.82	23.13	24.53	26.22	29.43	28.30	25.41	24.61	24.56	25.41	41.82	50.30	44.93	43.87	39.81	29.20	24.18
ILLINOIS.HUB	24.66	23.41	21.88	21.21	20.96	21.12	23.14	23.87	23.87	25.05	26.65	28.05	26.95	24.14	23.35	23.31	24.25	39.98	48.31	43.07	41.99	38.14	28.35	23.47
MICHIGAN.HUB	26.14	24.82	23.04	22.16	21.89	21.79	22.51	23.27	23.47	24.94	26.51	28.56	27.40	24.46	23.64	23.59	24.72	40.85	49.85	44.38	43.28	39.15	30.05	24.88
MINN.HUB	24.76	23.50	21.96	21.20	20.89	21.20	24.01	25.28	25.43	26.69	28.40	29.91	28.74	25.74	24.90	24.85	25.85	42.63	52.09	46.76	46.25	40.97	28.46	23.56
WPS	26.94	25.58	23.90	22.97	22.56	23.06	24.61	26.33	26.65	27.97	29.76	31.35	30.12	26.98	26.10	26.05	27.10	44.68	55.67	49.97	47.80	43.30	30.97	25.64
Cleared(GW)	57.5	56.1	54.9	54.4	54.5	55.2	56.6	57.6	58.5	59.9	59.8	60.5	60.2	59.3	58.2	57.9	58.9	64.3	67.6	66.8	66.4	64.1	61.7	58.4



## Preliminary Real-Time Prices with Forecasted and Actual System Load

	HE1	HE2	HE3	HE4	HE5	HE6	HE7	HE8	HE9	HE10	HE11	HE12	HE13	HE14	HE15	HE16	HE17	HE18	HE19	HE20	HE21	HE22	HE23	HE24
CINERGY.HUB	29.90	23.87	21.89	28.63	19.00	21.62	21.49	23.26	19.26	25.65	33.73	29.93	25.88	25.42	24.14	23.25	25.17	49.11	51.57	33.25	27.11	28.53	21.84	20.72
FE.HUB	2.93	-14.46	-9.19	-24.97	-39.05	-20.35	-4.88	21.72	19.51	28.33	35.35	31.96	26.88	26.10	24.65	23.66	25.83	51.44	52.48	34.54	29.92	31.53	23.29	21.76
ILLINOIS.HUB	28.67	22.90	20.99	27.51	18.29	13.45	19.08	21.88	17.98	24.55	32.18	28.63	24.79	24.37	23.18	22.34	24.22	47.62	50.28	32.43	26.51	27.83	21.19	20.12
MICHIGAN.HUB	31.02	24.61	22.42	29.29	19.35	22.68	21.99	23.62	19.56	26.48	34.62	30.96	26.60	26.05	24.72	23.76	25.90	51.19	53.21	34.40	28.36	29.80	22.58	21.36
MINN.HUB	28.00	22.35	20.11	-29.38	17.65	12.69	18.17	20.65	15.27	22.43	26.94	27.21	23.62	23.18	22.00	21.04	22.79	45.56	50.17	32.48	26.72	27.83	20.79	20.10
WPS	29.52	23.37	21.24	-91.06	18.49	11.65	18.97	22.15	14.73	23.30	25.42	29.27	25.38	25.02	23.79	22.96	24.83	49.39	52.56	33.82	27.75	29.00	21.90	20.77
Forecasted(GW)	60.7	59.1	58.1	57.3	57.2	57.1	58.3	59.1	60.2	61.2	62.2	63.1	63.5	62.8	61.9	62.0	64.1	67.5	68.8	68.9	68.1	66.8	64.5	61.6
(RT) - (DA Load)	2.24	1.83	1.43	0.97	0.54	0.15	-0.23	-0.02	-0.73	-1.27	0.29	0.21	0.45	0.69	1.05	0.78	0.17	-1.65	-1.20	-0.66	-1.40	-0.51	-0.54	-0.20



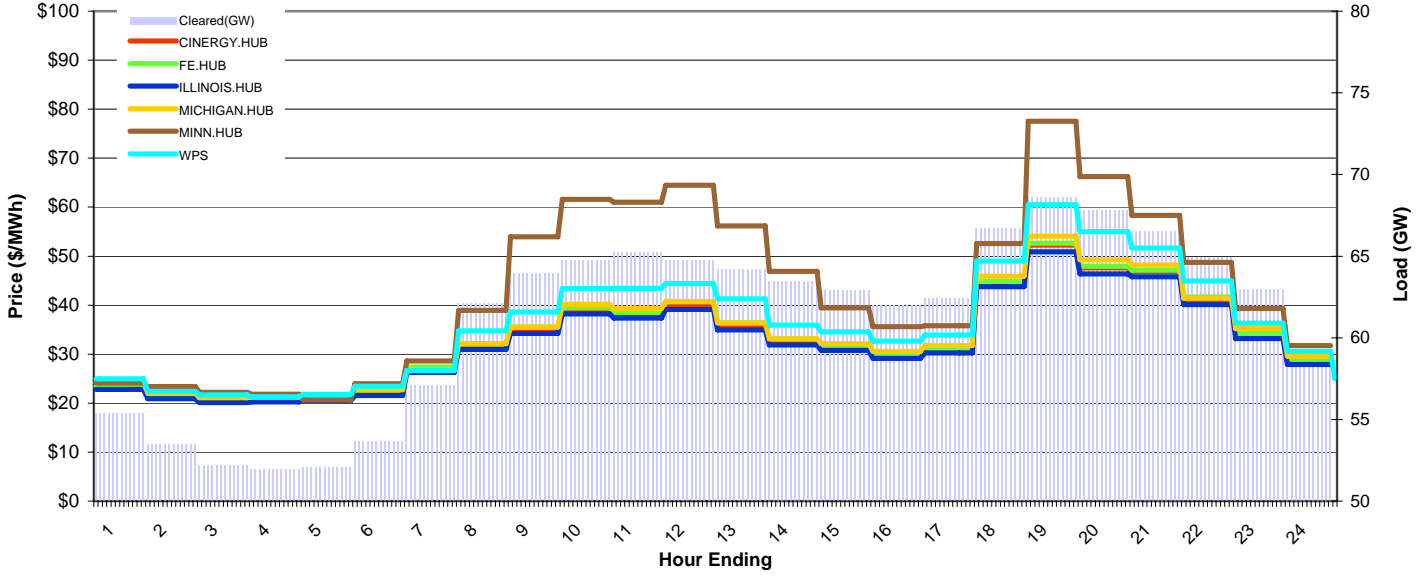
# MISO Daily Report

Delivery Day: Friday, January 2, 2009

Price Color Codes: ≤100 ≥100 ≥200

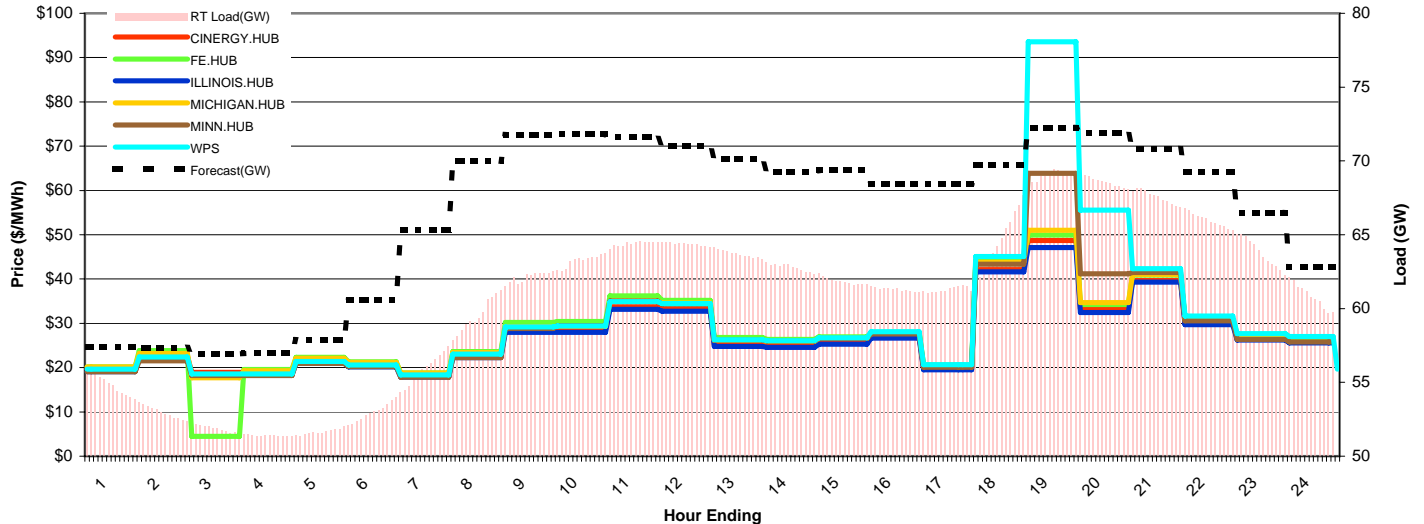
## Day-Ahead Prices and Cleared Load

	HE1	HE2	HE3	HE4	HE5	HE6	HE7	HE8	HE9	HE10	HE11	HE12	HE13	HE14	HE15	HE16	HE17	HE18	HE19	HE20	HE21	HE22	HE23	HE24
CINERGY.HUB	23.40	21.48	20.68	20.77	21.06	22.14	26.70	31.55	34.88	39.05	38.15	39.99	35.69	32.51	31.35	29.66	30.79	44.50	52.26	47.62	46.80	40.82	34.07	28.64
FE.HUB	23.50	21.75	20.97	21.08	21.22	21.66	27.38	32.08	35.51	39.44	38.52	40.70	36.37	33.10	31.71	29.87	30.99	44.78	52.62	47.95	47.14	41.67	34.25	28.76
ILLINOIS.HUB	22.80	20.93	20.15	20.25	20.53	21.57	26.23	30.97	34.21	38.19	37.37	39.13	34.94	31.90	30.78	29.12	30.24	43.73	50.87	46.36	45.77	40.08	33.18	27.90
MICHIGAN.HUB	24.18	22.00	21.12	21.20	21.67	22.75	26.84	32.14	35.55	40.19	39.33	40.79	36.41	33.12	32.16	30.58	31.75	45.91	54.06	49.24	48.23	41.39	35.20	29.62
MINN.HUB	24.12	23.39	22.20	21.79	20.66	23.95	28.64	38.91	53.98	61.61	60.99	64.46	56.19	46.90	39.47	35.59	35.79	52.60	77.50	66.24	58.35	48.71	39.31	31.72
WPS	24.92	22.38	21.65	21.28	21.74	23.47	26.64	34.73	38.61	43.34	43.42	44.39	41.25	35.94	34.54	32.64	33.87	48.96	60.51	55.00	51.66	44.92	36.34	30.54
Cleared(GW)	55.4	53.4	52.2	51.9	52.1	53.6	57.1	62.1	64.0	64.7	65.2	64.8	64.2	63.5	62.9	62.0	62.4	66.7	68.6	67.8	66.5	64.9	63.0	59.2



## Preliminary Real-Time Prices with Forecasted and Actual System Load

	HE1	HE2	HE3	HE4	HE5	HE6	HE7	HE8	HE9	HE10	HE11	HE12	HE13	HE14	HE15	HE16	HE17	HE18	HE19	HE20	HE21	HE22	HE23	HE24
CINERGY.HUB	19.77	22.66	18.94	18.91	21.77	20.88	18.50	22.93	28.57	28.45	33.73	33.27	25.14	24.97	25.71	27.18	19.82	42.13	48.70	33.34	39.69	30.06	26.65	26.17
FE.HUB	20.13	23.84	4.49	19.58	22.35	21.33	18.80	23.66	30.17	30.44	36.22	35.19	26.80	26.38	26.98	27.83	20.60	44.20	49.93	34.28	40.93	30.98	27.22	26.78
ILLINOIS.HUB	19.11	21.93	18.34	18.29	21.05	20.16	17.84	22.27	27.95	27.96	33.18	32.72	24.78	24.56	25.26	26.65	19.48	41.61	47.08	32.47	39.29	29.67	26.23	25.60
MICHIGAN.HUB	20.18	23.22	17.73	19.29	22.09	21.19	18.81	23.40	29.24	29.35	35.04	34.60	26.17	25.92	26.58	27.95	20.46	43.77	50.99	34.69	41.01	31.10	27.48	26.98
MINN.HUB	19.11	21.51	18.18	18.23	20.94	20.20	17.83	22.25	28.81	29.47	35.06	34.34	26.24	26.02	26.59	27.58	20.07	43.35	63.87	41.17	41.47	30.58	26.40	25.77
WPS	19.68	22.37	18.53	18.60	21.38	20.56	18.35	23.07	29.17	29.37	34.93	34.49	26.27	26.09	26.75	28.13	20.68	45.07	93.58	55.53	42.36	31.63	27.69	27.00
Forecasted(GW)	57.4	57.4	56.9	57.0	57.9	60.6	65.3	70.0	71.8	71.8	71.6	71.0	70.2	69.3	69.4	68.5	68.5	69.7	72.2	71.9	70.8	69.2	66.5	62.8
(RT) - (DA Load)	-0.48	-0.49	-0.31	-0.56	-0.45	-0.68	-1.19	-2.58	-1.82	-1.48	-0.85	-0.39	-0.46	-0.70	-1.03	-0.71	-1.11	-2.12	0.38	0.79	1.04	1.08	0.81	1.60



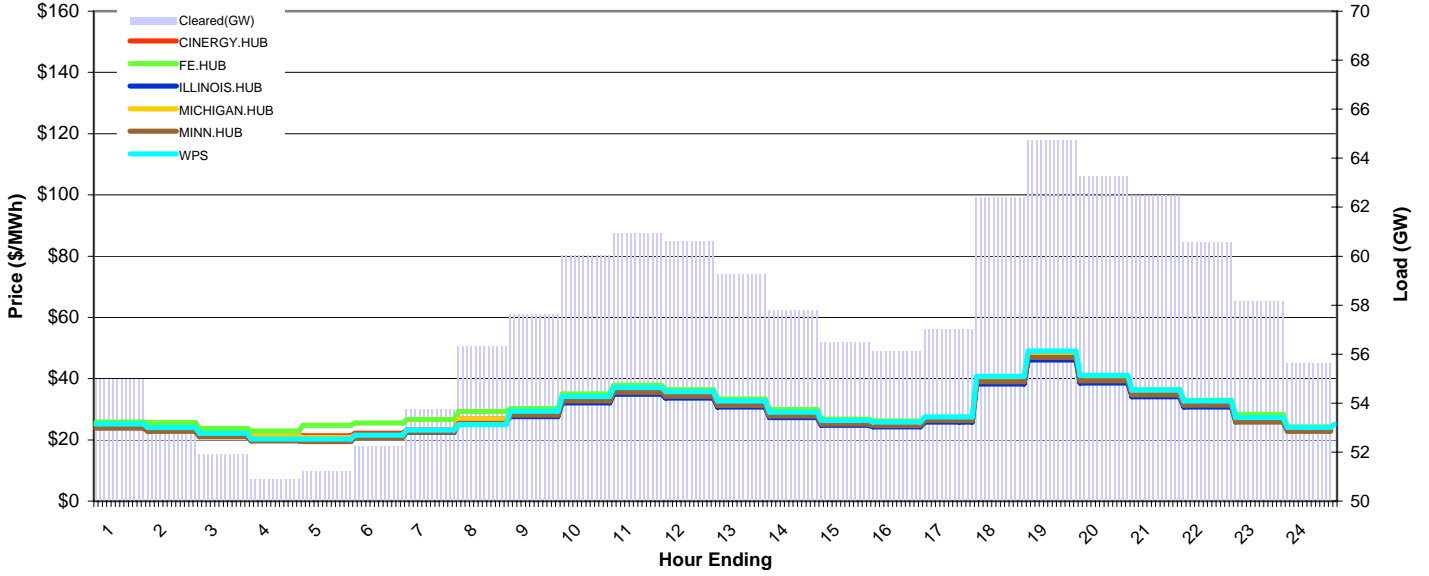
# MISO Daily Report

Delivery Day: Saturday, January 3, 2009

Price Color Codes: <=0 >=100 >=200

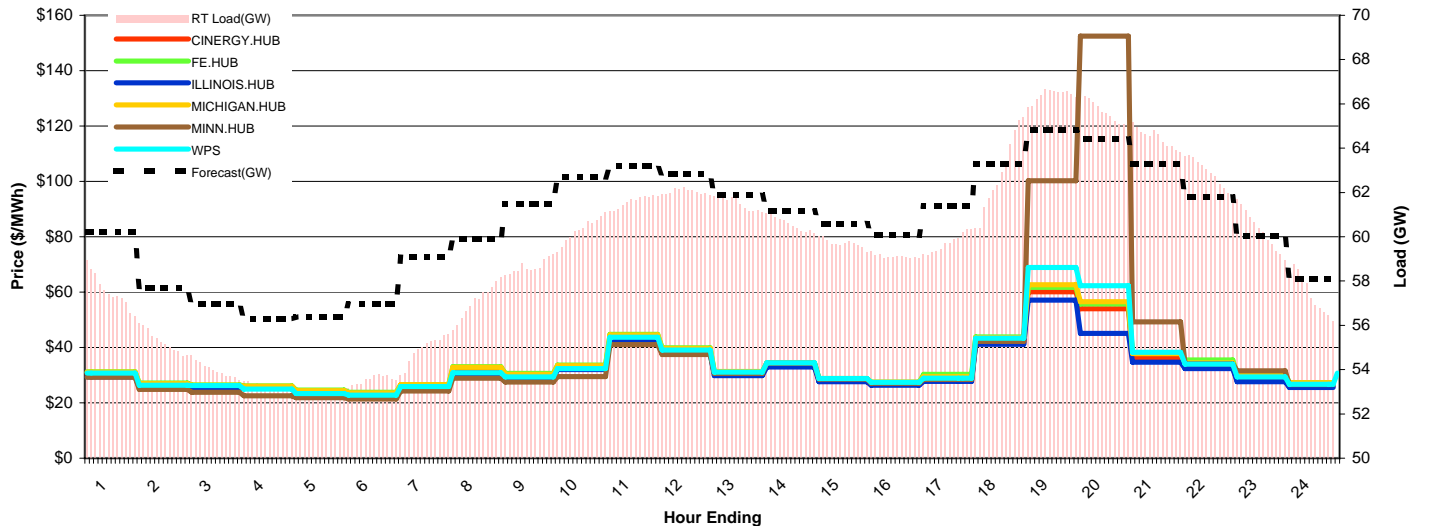
## Day-Ahead Prices and Cleared Load

	HE1	HE2	HE3	HE4	HE5	HE6	HE7	HE8	HE9	HE10	HE11	HE12	HE13	HE14	HE15	HE16	HE17	HE18	HE19	HE20	HE21	HE22	HE23	HE24
CINERGY.HUB	24.96	23.87	22.00	21.23	21.36	22.20	23.18	26.80	28.14	32.69	35.52	34.25	31.28	27.83	25.22	24.67	26.34	39.01	46.97	39.31	34.70	31.29	27.03	23.85
FE.HUB	25.80	25.60	23.71	22.92	24.78	25.54	26.67	29.26	30.17	35.06	37.85	36.40	33.37	29.85	26.72	26.16	26.90	40.56	47.96	40.14	36.40	32.92	28.34	24.26
ILLINOIS.HUB	24.27	23.25	21.43	20.37	19.95	21.66	22.43	26.22	27.63	32.09	34.86	33.61	30.70	27.32	24.75	24.21	25.83	38.26	46.05	38.55	34.04	30.70	26.31	23.19
MICHIGAN.HUB	24.62	23.71	21.84	21.06	20.76	21.55	22.83	26.77	28.30	32.88	35.81	34.53	31.50	27.98	25.46	24.88	26.87	39.39	47.92	40.10	35.13	31.66	27.05	23.97
MINN.HUB	23.82	22.81	21.03	19.65	19.49	20.82	22.57	25.39	28.16	32.71	35.54	34.26	31.30	27.85	25.23	24.67	26.33	39.00	46.94	39.29	34.70	31.30	25.82	22.76
WPS	25.15	24.09	22.20	20.31	20.31	21.49	23.16	25.00	29.42	34.17	37.12	35.79	32.69	29.09	26.35	25.77	27.50	40.73	49.03	41.04	36.25	32.69	27.26	24.02
Cleared(GW)	55.0	53.3	51.9	50.9	51.2	52.2	53.7	56.3	57.6	60.0	60.9	60.6	59.3	57.8	56.5	56.1	57.0	62.4	64.7	63.2	62.5	60.6	58.2	55.6



## Preliminary Real-Time Prices with Forecasted and Actual System Load

	HE1	HE2	HE3	HE4	HE5	HE6	HE7	HE8	HE9	HE10	HE11	HE12	HE13	HE14	HE15	HE16	HE17	HE18	HE19	HE20	HE21	HE22	HE23	HE24
CINERGY.HUB	30.18	26.30	25.76	25.40	23.77	23.14	26.02	31.94	29.52	32.54	43.39	38.67	30.49	33.56	28.03	26.75	28.16	41.76	60.12	53.97	36.15	32.59	28.13	26.03
FE.HUB	31.17	27.13	26.42	26.12	24.66	23.87	26.62	33.02	30.65	33.69	44.72	39.91	31.22	34.38	28.73	27.37	30.28	43.79	61.79	55.67	37.75	35.46	30.56	27.28
ILLINOIS.HUB	29.40	25.56	24.95	25.54	22.94	22.34	25.12	30.19	28.47	31.98	42.21	37.81	29.88	33.00	27.59	26.31	27.76	41.13	57.10	45.08	34.66	32.33	27.68	25.59
MICHIGAN.HUB	31.13	26.96	26.39	26.00	24.34	23.63	26.57	32.80	30.32	33.40	44.48	39.65	31.28	34.50	28.83	27.57	29.53	43.59	62.69	56.54	37.76	34.47	29.77	27.26
MINN.HUB	29.30	24.90	23.78	22.57	21.83	21.37	24.26	28.91	27.50	29.52	41.09	37.40	30.68	34.31	28.58	27.00	28.49	42.17	100.25	152.51	49.26	34.14	31.53	26.62
WPS	30.70	26.33	26.29	25.02	23.37	22.82	25.84	30.90	29.32	32.38	43.74	39.12	31.10	34.41	28.78	27.41	28.89	43.36	68.91	62.36	38.25	33.98	29.40	26.75
Forecasted(GW)	60.2	57.7	57.0	56.3	56.4	56.9	59.1	59.9	61.5	62.7	63.2	62.8	61.9	61.1	60.6	60.1	61.4	63.3	64.8	64.4	63.3	61.8	60.0	58.1
(RT) - (DA Load)	2.56	1.96	2.08	2.39	1.87	1.28	1.17	0.74	1.02	0.27	0.65	1.43	2.22	2.77	3.25	3.00	2.72	0.46	1.65	2.41	2.01	2.29	2.13	1.85



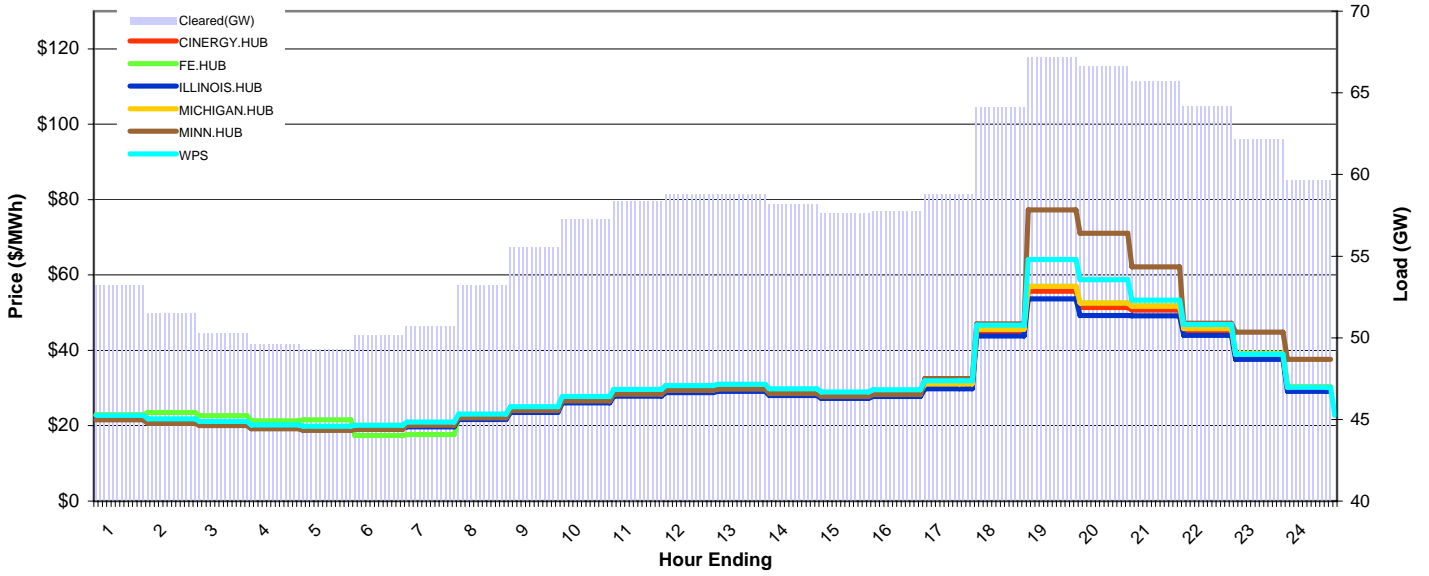
# MISO Daily Report

Delivery Day: Sunday, January 4, 2009

Price Color Codes: ≤0 ≥100 ≥200

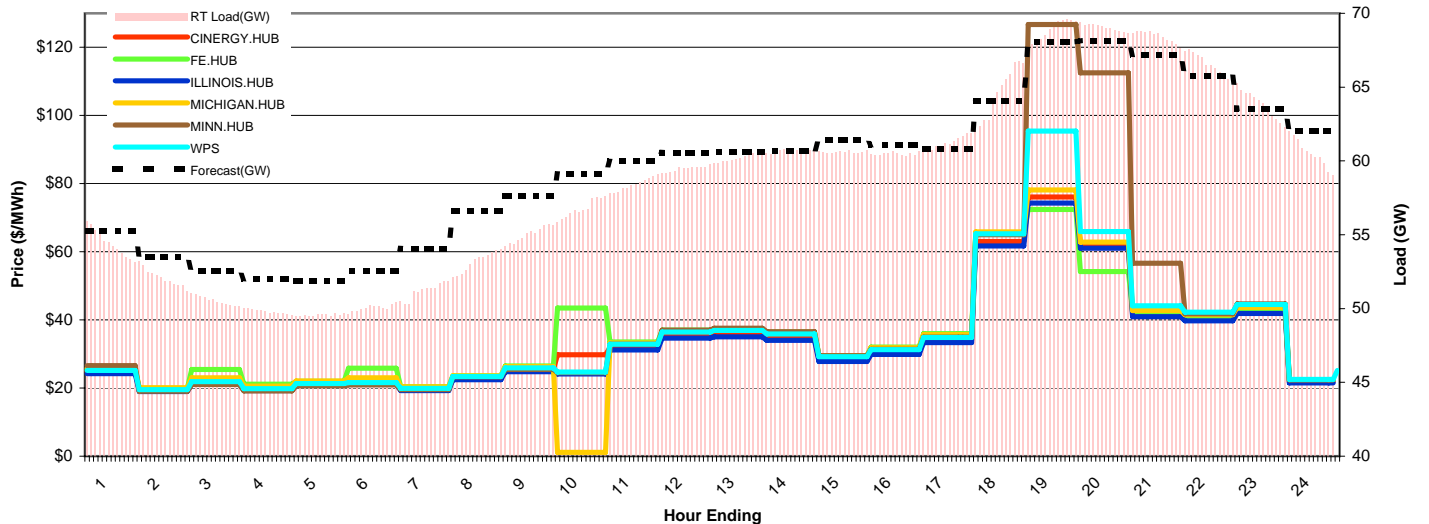
## Day-Ahead Prices and Cleared Load

	HE1	HE2	HE3	HE4	HE5	HE6	HE7	HE8	HE9	HE10	HE11	HE12	HE13	HE14	HE15	HE16	HE17	HE18	HE19	HE20	HE21	HE22	HE23	HE24
CINERGY.HUB	22.61	21.62	20.98	20.05	19.66	19.95	20.11	22.12	24.03	26.62	28.42	29.38	29.70	28.55	27.76	28.31	30.47	44.71	55.69	51.39	50.69	44.86	38.69	30.00
FE.HUB	22.92	23.49	22.68	21.31	21.57	17.39	17.65	21.98	24.53	27.18	29.02	30.00	30.32	29.15	28.34	28.90	31.12	45.66	57.00	52.58	51.80	45.82	39.25	30.44
ILLINOIS.HUB	21.98	21.06	20.44	19.52	19.16	19.40	19.72	21.69	23.56	26.10	27.86	28.81	29.12	27.99	27.22	27.75	29.77	43.78	53.69	49.22	49.18	43.97	37.59	29.13
MICHIGAN.HUB	22.83	21.53	20.80	20.07	19.51	20.14	20.51	22.47	24.51	27.15	28.99	29.97	30.29	29.12	28.32	28.88	31.09	45.62	57.01	52.58	51.74	45.77	39.09	30.31
MINN.HUB	21.58	20.67	20.06	19.16	18.80	19.05	20.09	22.10	24.01	26.60	28.40	29.37	29.68	28.53	27.74	28.29	32.48	47.03	77.23	71.03	62.12	47.17	44.87	37.62
WPS	22.78	21.82	21.18	20.23	19.85	20.10	20.98	23.09	25.08	27.79	29.67	30.68	31.01	29.80	28.98	29.56	31.89	46.74	64.13	58.80	53.30	46.86	39.01	30.25
Cleared(GW)	53.2	51.5	50.3	49.6	49.3	50.2	50.7	53.2	55.5	57.3	58.4	58.8	58.8	58.2	57.6	57.7	58.8	64.1	67.2	66.6	65.7	64.2	62.1	59.6



## Preliminary Real-Time Prices with Forecasted and Actual System Load

	HE1	HE2	HE3	HE4	HE5	HE6	HE7	HE8	HE9	HE10	HE11	HE12	HE13	HE14	HE15	HE16	HE17	HE18	HE19	HE20	HE21	HE22	HE23	HE24
CINERGY.HUB	24.85	19.45	21.22	19.65	21.31	21.14	19.76	22.97	25.44	29.74	31.85	35.22	35.67	34.64	28.34	30.53	34.10	63.07	76.06	62.28	41.63	40.36	42.52	21.91
FE.HUB	25.46	19.87	25.43	21.14	22.01	25.87	20.40	23.56	26.49	43.48	33.58	36.98	37.28	36.44	29.53	32.03	35.97	65.49	72.42	54.23	42.24	40.98	42.47	22.25
ILLINOIS.HUB	24.26	18.95	21.11	19.27	20.75	21.06	19.25	22.41	24.82	24.10	31.23	34.66	35.05	34.04	27.76	29.85	33.33	61.71	74.30	61.10	40.96	39.73	41.88	21.54
MICHIGAN.HUB	25.82	20.12	23.00	20.60	22.11	23.04	20.38	23.62	26.27	1.14	33.22	36.70	37.24	36.31	29.54	31.83	35.65	65.80	78.19	62.84	42.70	41.53	43.70	22.46
MINN.HUB	26.55	19.07	21.03	19.12	20.66	20.92	19.52	23.26	25.44	24.50	32.90	37.00	37.59	36.52	29.47	31.38	34.93	64.97	126.71	112.49	56.65	41.82	44.72	22.49
WPS	25.18	19.55	21.86	19.85	21.32	21.65	19.94	23.40	25.88	24.72	32.85	36.48	36.89	35.91	29.19	31.24	34.81	65.32	95.40	65.91	44.15	42.28	44.51	22.59
Forecasted(GW)	55.3	53.5	52.5	52.0	51.9	52.6	54.1	56.6	57.6	59.1	60.0	60.6	60.6	60.7	61.4	61.1	60.8	64.1	68.1	68.2	67.2	65.7	63.5	62.0
(RT) - (DA Load)	1.22	0.58	0.25	0.20	0.24	-0.12	0.49	-0.04	-0.52	-0.50	0.01	0.70	1.43	2.50	2.98	2.73	2.45	0.52	1.67	2.42	2.73	2.31	1.65	0.90



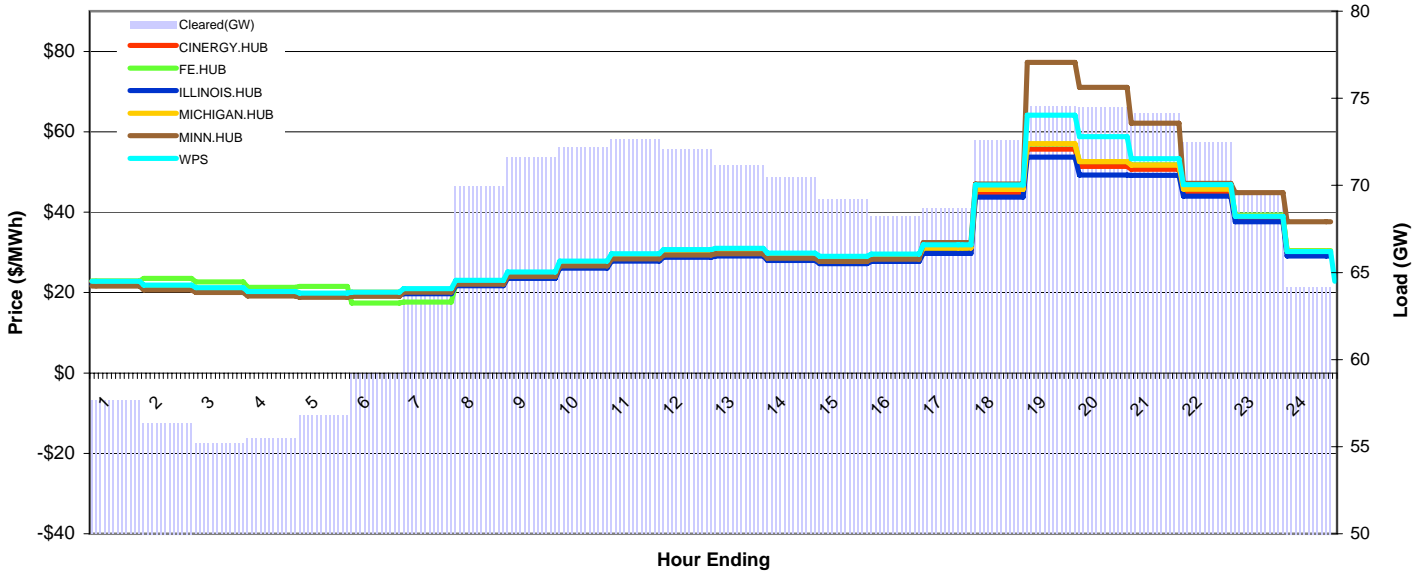
# MISO Daily Report

Delivery Day: Monday, January 5, 2009

Price Color Codes: ≤0 ≥100 ≥200

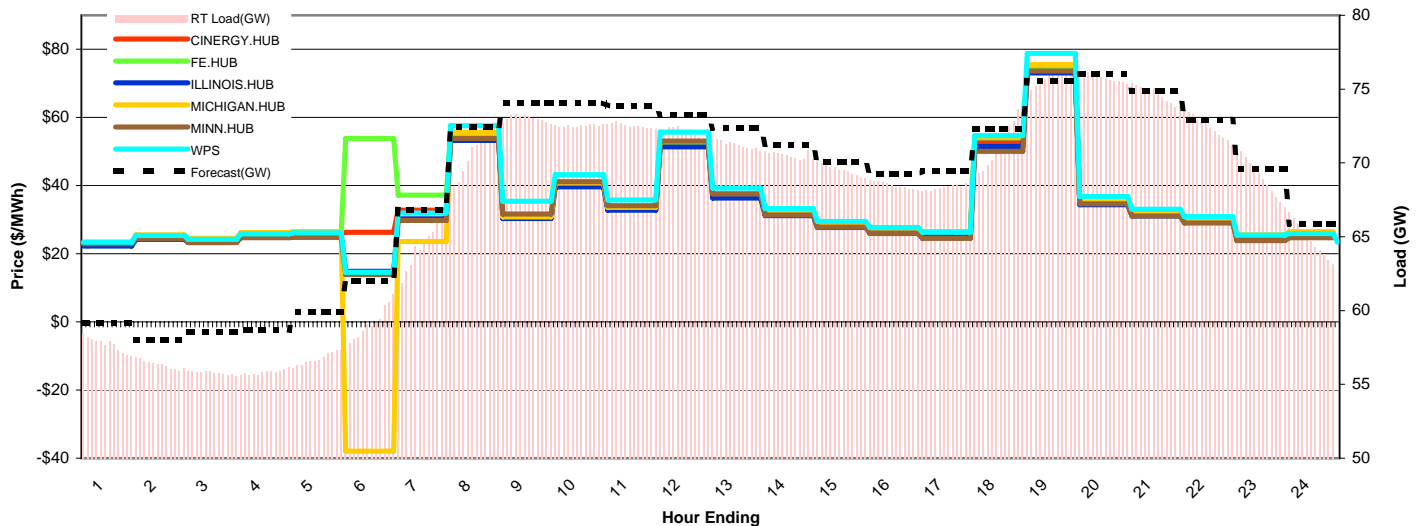
## Day-Ahead Prices and Cleared Load

	HE1	HE2	HE3	HE4	HE5	HE6	HE7	HE8	HE9	HE10	HE11	HE12	HE13	HE14	HE15	HE16	HE17	HE18	HE19	HE20	HE21	HE22	HE23	HE24
CINERGY.HUB	22.61	21.62	20.98	20.05	19.66	19.95	20.11	22.12	24.03	26.62	28.42	29.38	29.70	28.55	27.76	28.31	30.47	44.71	55.69	51.39	50.69	44.86	38.69	30.00
FE.HUB	22.92	23.49	22.68	21.31	21.57	17.39	17.65	21.98	24.53	27.18	29.02	30.00	30.32	29.15	28.34	28.90	31.12	45.66	57.00	52.58	51.80	45.82	39.25	30.44
ILLINOIS.HUB	21.98	21.06	20.44	19.52	19.16	19.40	19.72	21.69	23.56	26.10	27.86	28.81	29.12	27.99	27.22	27.75	29.77	43.78	53.69	49.22	49.18	43.97	37.59	29.13
MICHIGAN.HUB	22.83	21.53	20.80	20.07	19.51	20.14	20.51	22.47	24.51	27.15	28.99	29.97	30.29	29.12	28.32	28.88	31.09	45.62	57.01	52.58	51.74	45.77	39.09	30.31
MINN.HUB	21.58	20.67	20.06	19.16	18.80	19.05	20.09	22.10	24.01	26.60	28.40	29.37	29.68	28.53	27.74	28.29	32.48	47.03	77.23	71.03	62.12	47.17	44.87	37.62
WPS	22.78	21.82	21.18	20.23	19.85	20.10	20.98	23.09	25.08	27.79	29.67	30.68	31.01	29.80	28.98	29.56	31.89	46.74	64.13	58.80	53.30	46.86	39.01	30.25
Cleared(GW)	57.7	56.4	55.2	55.5	56.8	59.2	63.6	70.0	71.6	72.2	72.6	72.1	71.2	70.4	69.2	68.2	68.7	72.6	74.5	74.5	74.1	72.5	69.4	64.2



## Preliminary Real-Time Prices with Forecasted and Actual System Load

	HE1	HE2	HE3	HE4	HE5	HE6	HE7	HE8	HE9	HE10	HE11	HE12	HE13	HE14	HE15	HE16	HE17	HE18	HE19	HE20	HE21	HE22	HE23	HE24
CINERGY.HUB	22.75	24.86	23.92	25.56	25.88	26.32	32.75	54.44	30.72	40.17	33.20	52.04	36.89	31.77	28.33	26.92	25.87	52.87	74.04	34.77	31.51	29.71	25.09	25.93
FE.HUB	23.04	25.13	24.17	25.85	26.19	53.79	37.18	54.97	30.99	40.69	33.59	52.65	37.34	32.25	28.81	27.47	26.50	54.03	74.77	35.01	31.80	30.00	25.36	26.22
ILLINOIS.HUB	22.28	24.26	23.32	24.88	25.17	14.83	30.26	53.31	30.38	39.68	32.81	51.40	36.38	31.19	27.75	26.27	25.14	51.51	73.09	34.40	31.08	29.23	24.57	25.23
MICHIGAN.HUB	23.38	25.53	24.53	26.22	26.49	-37.93	23.59	55.64	30.78	40.80	33.67	52.91	37.70	32.58	29.05	27.57	26.54	54.32	75.58	35.24	31.87	30.08	25.53	26.54
MINN.HUB	22.89	24.51	23.29	24.69	24.82	13.91	29.80	53.80	31.64	41.19	34.09	53.09	37.56	31.43	27.80	25.98	24.52	50.12	73.64	34.68	31.10	29.01	23.87	24.71
WPS	23.37	25.34	24.26	25.81	26.08	14.59	31.96	57.62	35.39	43.22	35.83	55.71	39.31	33.26	29.53	27.75	26.35	54.65	78.86	36.86	33.04	30.88	25.47	25.97
Forecasted(GW)	59.1	58.0	58.5	58.7	59.9	62.0	66.8	72.4	74.0	74.1	73.9	73.3	72.4	71.2	70.0	69.2	69.4	72.3	75.6	76.0	74.9	72.9	69.6	65.9
(RT) - (DA Load)	0.03	-0.01	0.61	0.34	-0.02	-0.10	0.68	0.70	1.40	0.38	-0.09	0.02	0.08	0.11	0.34	0.31	-0.27	-1.34	1.27	1.30	0.55	0.02	-0.39	0.61



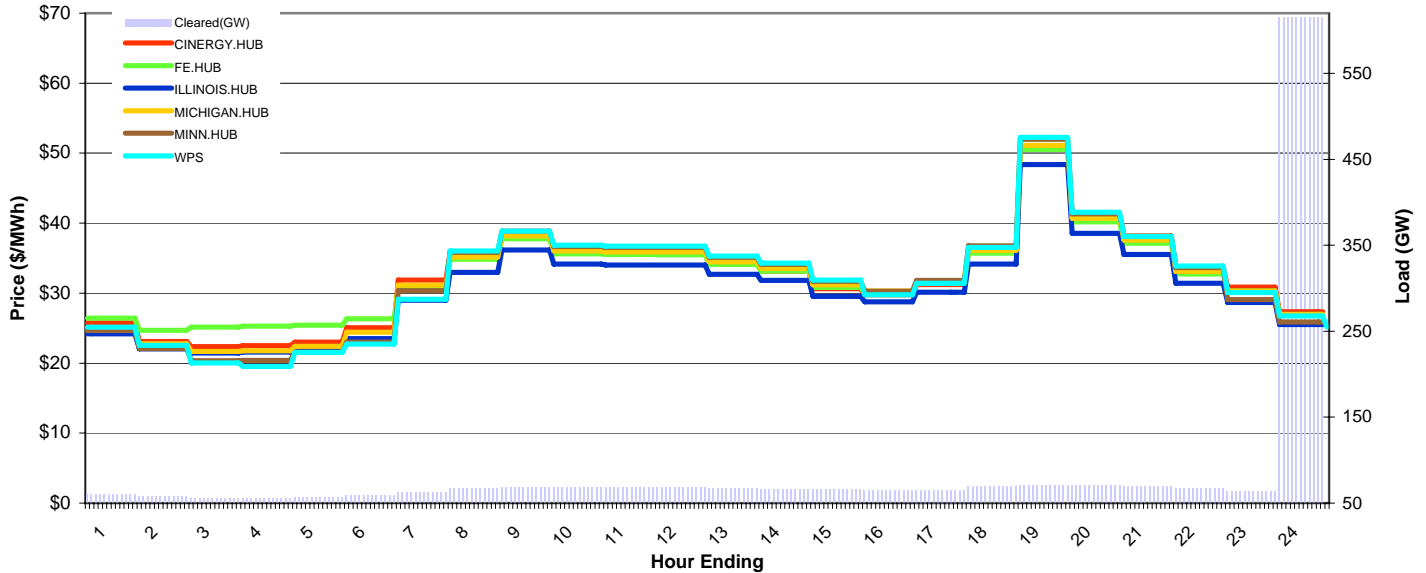
# MISO Daily Report

Delivery Day: Tuesday, January 6, 2009

Price Color Codes: ≤0 ≥100 ≥200

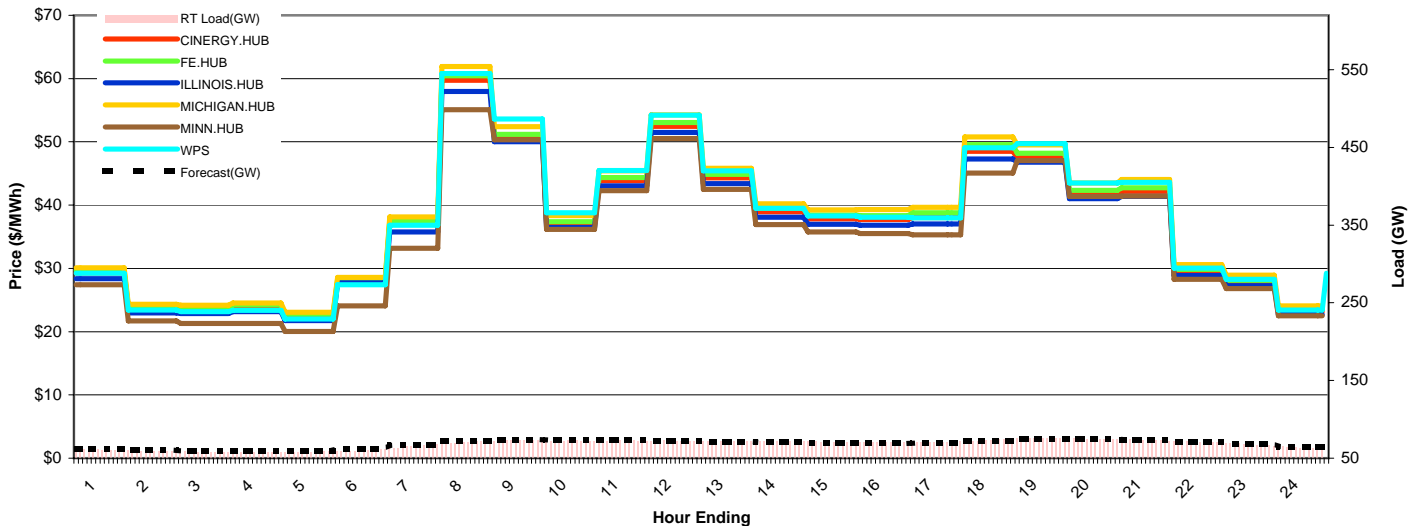
## Day-Ahead Prices and Cleared Load

	HE1	HE2	HE3	HE4	HE5	HE6	HE7	HE8	HE9	HE10	HE11	HE12	HE13	HE14	HE15	HE16	HE17	HE18	HE19	HE20	HE21	HE22	HE23	HE24
CINERGY.HUB	25.74	23.09	22.36	22.48	23.02	25.04	31.86	35.82	38.12	36.27	35.74	35.92	34.27	33.17	30.63	29.78	31.24	36.23	50.77	41.26	38.05	33.54	30.86	27.36
FE.HUB	26.41	24.70	25.15	25.28	25.44	26.33	30.75	34.82	37.77	35.62	35.51	35.49	34.11	33.15	30.81	29.97	31.40	35.69	50.54	40.21	37.14	32.74	30.31	26.99
ILLINOIS.HUB	24.19	22.02	21.45	21.57	21.97	23.51	29.01	32.95	36.15	34.15	34.03	34.01	32.70	31.81	29.53	28.75	30.12	34.14	48.38	38.54	35.54	31.40	28.66	25.52
MICHIGAN.HUB	24.67	22.78	21.69	21.77	22.40	24.43	31.12	35.18	38.20	36.03	35.90	35.87	34.49	33.52	31.16	30.30	31.74	36.10	51.13	40.67	37.57	33.12	30.27	26.93
MINN.HUB	24.69	22.09	20.36	20.39	21.60	23.02	30.35	35.85	38.88	36.67	36.54	36.52	35.10	34.10	31.69	30.27	31.80	36.75	51.98	41.35	38.19	33.67	29.08	25.88
WPS	25.13	22.54	20.01	19.52	21.54	22.73	29.14	36.02	38.84	36.86	36.73	36.71	35.29	34.29	31.87	29.78	31.39	36.54	52.27	41.58	38.11	33.86	30.06	26.75
Cleared(GW)	59.5	57.3	55.7	55.6	56.6	58.7	62.5	67.0	68.5	68.1	68.0	67.7	66.9	66.5	65.5	64.8	65.4	68.9	70.6	70.7	69.6	67.3	64.0	615.1



## Preliminary Real-Time Prices with Forecasted and Actual System Load

	HE1	HE2	HE3	HE4	HE5	HE6	HE7	HE8	HE9	HE10	HE11	HE12	HE13	HE14	HE15	HE16	HE17	HE18	HE19	HE20	HE21	HE22	HE23	HE24
CINERGY.HUB	29.29	23.71	23.56	23.90	22.47	27.89	37.10	59.72	50.81	37.03	43.84	52.46	44.31	38.95	37.83	37.73	38.05	48.48	47.48	41.73	42.17	29.45	27.75	23.17
FE.HUB	29.64	24.03	23.85	24.22	22.77	28.26	37.59	60.45	51.20	37.40	44.35	53.08	44.88	39.50	38.42	38.34	38.80	49.55	48.21	42.31	42.75	29.83	28.11	23.47
ILLINOIS.HUB	28.39	22.98	22.88	23.14	21.77	27.70	35.78	57.94	50.01	36.46	43.06	51.47	43.39	38.10	36.99	36.83	37.01	47.31	46.77	41.02	41.35	28.86	27.24	22.69
MICHIGAN.HUB	30.09	24.33	24.19	24.55	23.05	28.60	38.14	61.89	52.40	38.32	45.43	54.25	45.80	40.23	39.26	39.29	39.66	50.78	49.50	43.49	44.03	30.61	28.94	24.08
MINN.HUB	27.40	21.69	21.28	21.28	20.04	24.05	33.18	55.10	50.31	36.16	42.28	50.54	42.48	36.92	35.78	35.52	35.30	45.09	47.02	41.39	41.41	28.29	26.82	22.49
WPS	29.23	23.43	23.17	23.36	22.01	27.42	36.81	60.77	53.59	38.81	45.45	54.20	45.42	39.51	38.29	38.09	38.00	49.04	49.70	43.51	43.60	30.06	28.27	23.43
Forecasted(GW)	62.3	60.4	59.4	59.1	59.9	62.4	66.9	72.3	73.8	73.4	73.0	72.3	71.5	70.7	69.8	69.0	69.2	72.0	75.2	75.2	73.8	71.6	68.4	64.8
(RT) - (DA Load)	1.48	1.66	2.28	1.94	1.31	1.29	2.57	3.53	4.21	4.33	4.30	4.71	5.19	5.10	5.61	5.69	5.20	4.36	5.11	4.22	3.94	3.77	3.57	-551.83



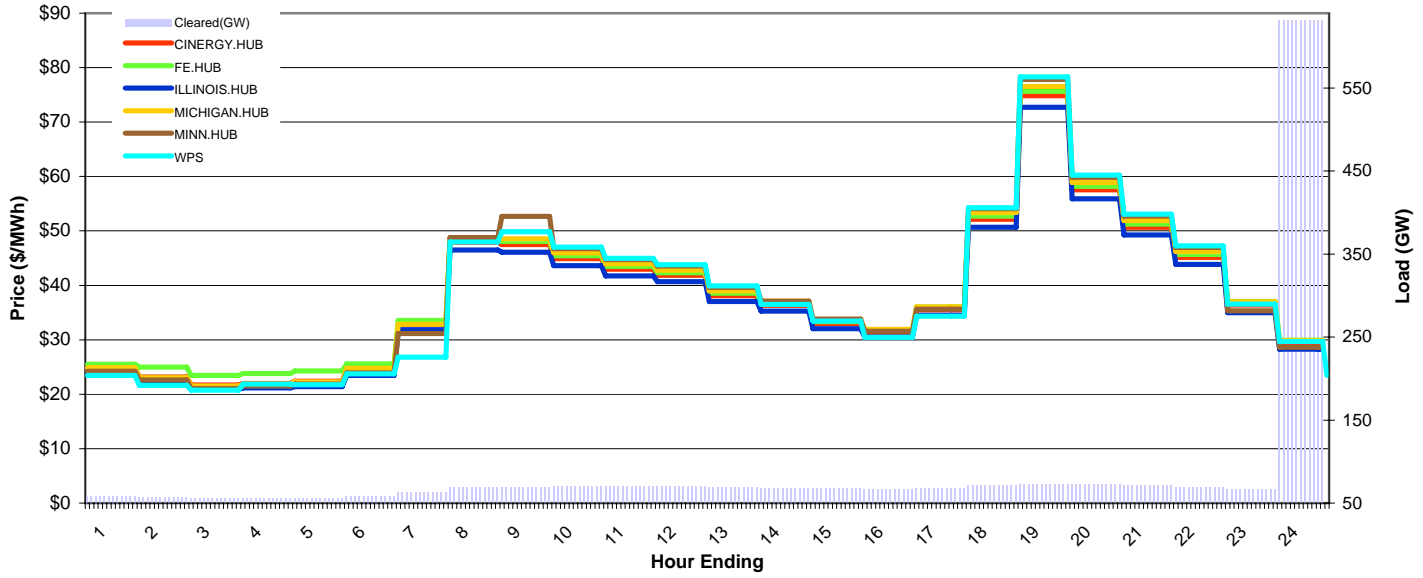
# MISO Daily Report

Delivery Day: Wednesday, January 7, 2009

Price Color Codes: <=0 >=100 >=200

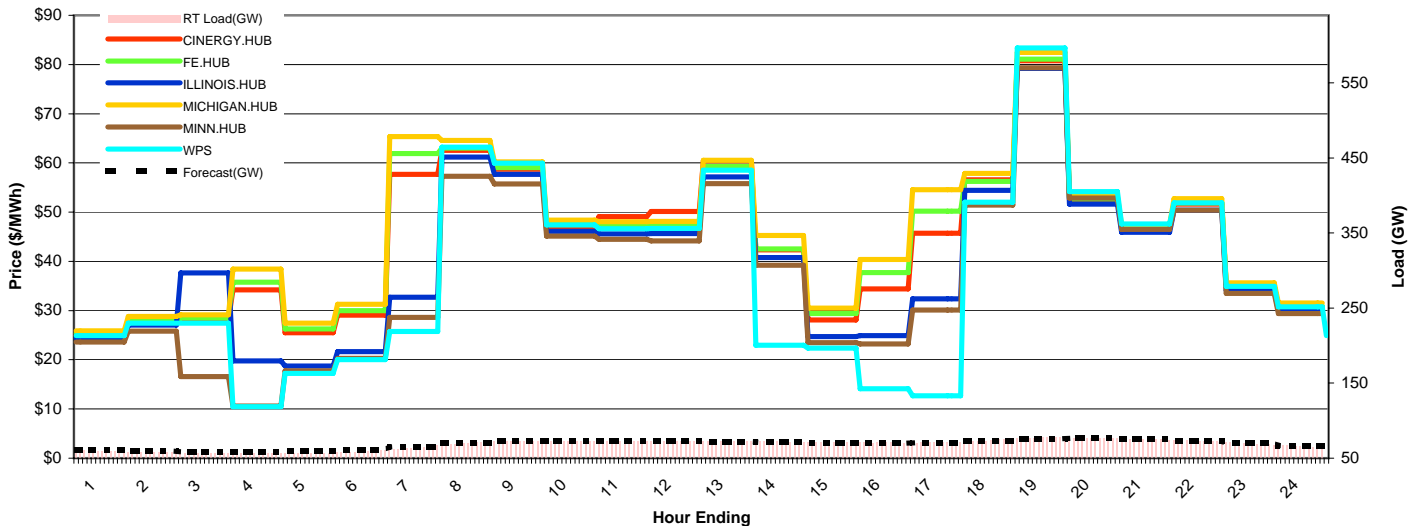
## Day-Ahead Prices and Cleared Load

	HE1	HE2	HE3	HE4	HE5	HE6	HE7	HE8	HE9	HE10	HE11	HE12	HE13	HE14	HE15	HE16	HE17	HE18	HE19	HE20	HE21	HE22	HE23	HE24
CINERGY.HUB	24.87	23.18	21.70	22.01	22.42	24.59	32.85	47.89	47.50	44.92	42.97	41.84	38.10	36.30	33.00	31.42	35.50	52.14	74.84	57.55	50.70	45.14	36.41	29.44
FE.HUB	25.49	24.99	23.48	23.82	24.28	25.57	33.54	48.60	48.09	45.44	43.48	42.33	38.54	36.70	33.36	31.84	36.03	52.74	75.68	58.21	51.28	45.67	37.02	29.91
ILLINOIS.HUB	23.91	22.35	20.93	21.18	21.41	23.43	31.88	46.50	46.08	43.64	41.76	40.67	37.02	35.28	32.06	30.53	34.51	50.66	72.69	55.89	49.25	43.85	34.99	28.30
MICHIGAN.HUB	24.86	23.04	21.54	21.86	22.27	24.76	32.85	48.58	48.58	45.97	43.98	42.82	38.99	37.11	33.73	31.93	36.05	53.35	76.55	58.88	51.88	46.20	36.98	29.87
MINN.HUB	24.20	22.62	21.03	21.49	21.89	23.95	31.14	48.79	52.70	46.73	44.71	43.54	39.64	37.08	33.83	31.54	35.63	54.09	77.82	59.86	52.74	46.97	35.34	28.64
WPS	23.45	21.61	20.74	21.88	21.75	23.75	26.79	47.99	49.86	47.03	45.00	43.81	39.89	36.52	33.48	30.44	34.36	54.26	78.33	60.24	53.07	47.27	36.56	29.66
Cleared(GW)	58.6	56.8	55.5	55.4	55.9	58.6	62.8	68.5	69.3	69.8	70.1	69.7	68.9	68.3	67.6	67.0	67.4	71.1	72.2	72.3	71.2	69.3	67.1	631.5



## Preliminary Real-Time Prices with Forecasted and Actual System Load

	HE1	HE2	HE3	HE4	HE5	HE6	HE7	HE8	HE9	HE10	HE11	HE12	HE13	HE14	HE15	HE16	HE17	HE18	HE19	HE20	HE21	HE22	HE23	HE24
CINERGY.HUB	25.07	27.88	28.14	34.22	25.50	29.10	57.71	62.58	58.72	47.08	49.09	50.13	60.43	42.33	28.07	34.40	45.73	56.55	80.79	52.56	46.81	51.61	34.90	30.80
FE.HUB	25.42	28.38	28.50	35.79	26.25	29.99	61.91	63.04	59.04	47.47	47.24	47.28	59.28	42.53	29.40	37.74	50.19	56.28	81.10	52.69	46.91	51.92	35.08	30.98
ILLINOIS.HUB	24.38	27.02	37.64	19.76	18.74	21.65	32.73	61.18	57.68	46.09	45.57	45.64	57.13	40.79	24.68	24.91	32.41	54.40	79.22	51.62	45.89	50.38	34.08	29.90
MICHIGAN.HUB	25.90	28.83	29.14	38.46	27.43	31.26	65.36	64.58	60.21	48.36	48.03	48.15	60.52	45.25	30.50	40.37	54.58	57.85	82.47	53.22	47.38	52.71	35.65	31.51
MINN.HUB	23.58	25.83	16.59	10.58	17.76	20.29	28.64	57.30	55.72	45.13	44.48	44.14	55.79	39.22	23.50	23.24	30.12	51.43	79.34	52.87	46.49	50.41	33.51	29.39
WPS	24.93	27.43	27.44	10.49	17.25	20.04	25.75	63.23	59.93	47.39	46.64	46.68	58.53	22.98	22.35	14.10	12.69	52.01	83.37	54.17	47.61	51.88	34.94	30.76
Forecasted(GW)	61.6	59.5	58.4	58.1	58.8	61.4	65.5	71.1	72.9	73.0	72.8	72.4	71.7	71.2	70.4	69.9	70.3	73.0	76.1	76.2	75.1	73.1	69.9	66.7
(RT) - (DA Load)	0.91	0.86	1.09	0.64	0.59	0.17	1.05	1.27	3.11	2.28	2.14	2.73	3.26	3.67	3.81	3.71	3.57	2.43	4.71	4.31	4.09	3.78	2.36	-566.01



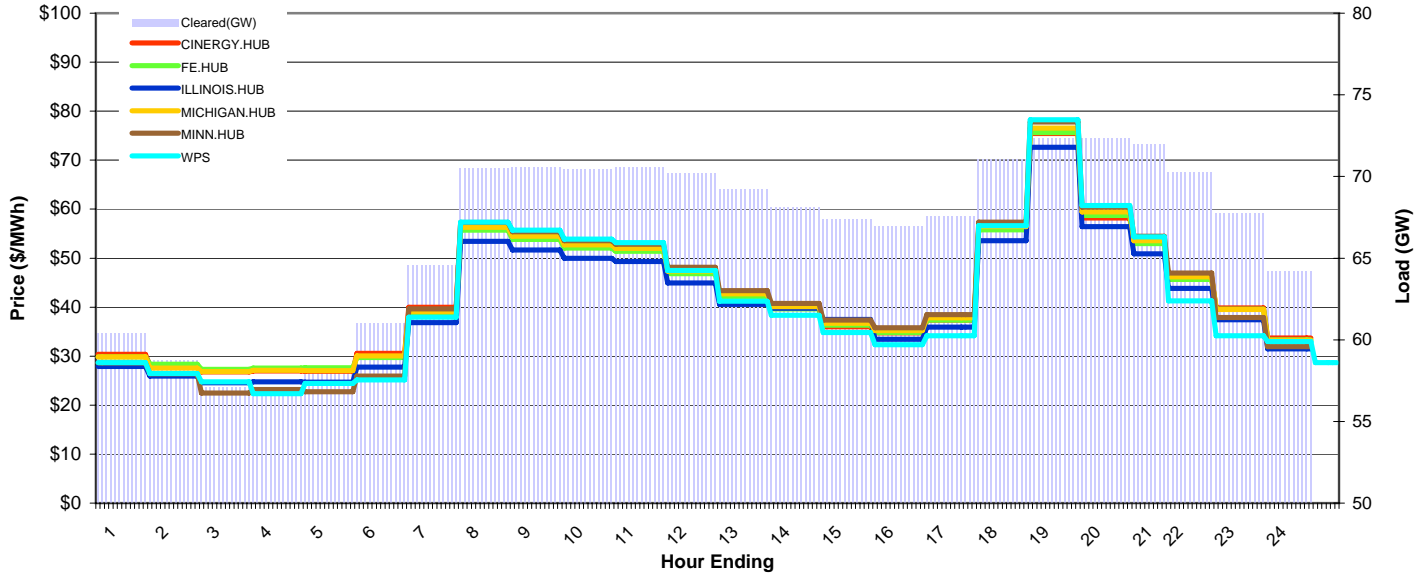
# MISO Daily Report

Delivery Day: Thursday, January 8, 2009

Price Color Codes: <=0 >=100 >=200

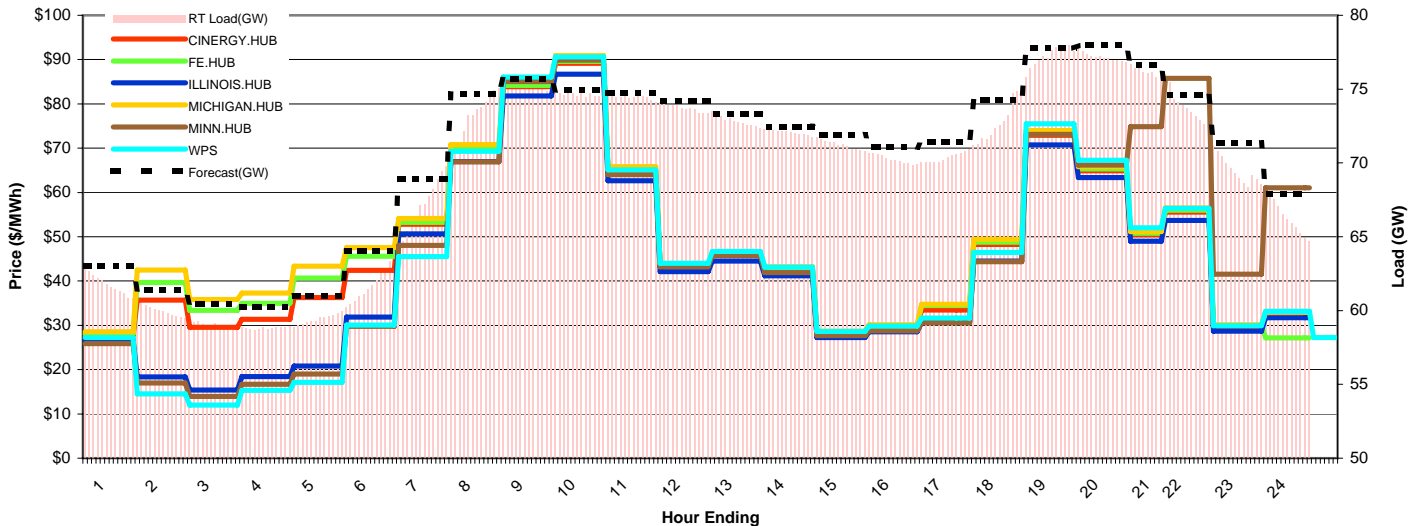
## Day-Ahead Prices and Cleared Load

	HE1	HE2	HE3	HE4	HE5	HE6	HE7	HE8	HE9	HE10	HE11	HE12	HE13	HE14	HE15	HE16	HE17	HE18	HE19	HE20	HE21	HE22	HE23	HE24
CINERGY.HUB	30.40	28.11	26.80	27.00	26.89	30.60	40.00	57.23	54.99	53.01	52.31	47.50	42.62	39.71	36.00	34.73	37.34	56.10	75.44	58.21	53.53	45.92	39.87	33.68
FE.HUB	29.86	28.37	27.29	27.57	27.66	29.73	38.58	55.69	53.83	52.07	51.38	46.82	42.20	39.67	36.30	34.82	37.39	55.80	75.64	58.73	52.97	45.65	39.55	33.31
ILLINOIS.HUB	27.89	25.91	24.55	24.78	24.72	27.78	36.81	53.46	51.69	50.00	49.34	44.96	40.53	39.78	37.51	33.44	35.91	53.59	72.64	56.41	50.87	43.83	37.41	31.50
MICHIGAN.HUB	29.82	27.58	26.85	27.09	27.07	30.07	39.03	56.33	54.45	52.68	51.98	47.36	42.69	40.13	36.73	35.22	37.82	56.45	76.52	59.41	53.58	46.18	39.50	33.27
MINN.HUB	28.60	26.39	22.45	23.16	22.70	25.95	39.67	57.28	55.36	53.55	52.84	48.15	43.40	40.79	37.34	35.81	38.45	57.38	77.79	60.40	54.47	46.95	37.88	31.91
WPS	28.70	26.43	24.77	22.37	24.43	25.16	37.96	57.38	55.71	53.89	53.17	47.49	41.21	38.32	34.83	32.33	34.16	56.65	78.27	60.78	54.37	41.27	34.17	33.02
Cleared(GW)	60.4	58.7	57.1	57.0	58.0	61.0	64.5	70.5	70.6	70.5	70.6	70.2	69.2	68.1	67.4	66.9	67.6	71.1	72.3	72.3	72.0	70.3	67.7	6.4



## Preliminary Real-Time Prices with Forecasted and Actual System Load

	HE1	HE2	HE3	HE4	HE5	HE6	HE7	HE8	HE9	HE10	HE11	HE12	HE13	HE14	HE15	HE16	HE17	HE18	HE19	HE20	HE21	HE22	HE23	HE24
CINERGY.HUB	27.72	35.66	29.55	31.36	36.27	42.42	52.81	69.49	83.92	89.14	64.64	43.31	45.74	42.46	28.07	29.55	33.48	48.23	72.88	64.90	50.42	55.54	29.64	32.98
FE.HUB	28.03	39.65	33.37	34.98	40.65	45.62	53.25	69.82	84.15	89.57	65.14	43.70	46.13	42.85	28.34	29.80	34.45	48.77	73.19	65.33	50.80	56.03	29.96	27.20
ILLINOIS.HUB	26.65	18.38	15.38	18.39	20.80	31.84	50.66	66.95	81.82	86.73	62.67	42.09	44.49	41.19	27.22	28.51	30.67	44.49	70.77	63.38	49.01	53.72	28.68	31.75
MICHIGAN.HUB	28.54	42.45	35.84	37.29	43.35	47.55	54.12	70.78	85.11	90.88	65.79	43.81	46.27	43.21	28.65	30.11	34.79	49.45	74.00	65.82	51.15	56.51	30.15	32.98
MINN.HUB	25.85	16.95	13.97	16.69	19.00	29.77	48.03	66.90	85.05	89.85	64.01	43.20	45.79	41.92	27.69	28.74	30.58	44.40	73.09	66.22	74.86	85.77	41.56	61.09
WPS	27.27	14.55	12.02	15.29	17.15	30.06	45.52	69.26	86.06	90.60	65.14	43.99	46.71	43.13	28.61	29.84	31.64	46.44	75.48	67.28	52.02	56.46	29.93	33.18
Forecasted(GW)	63.0	61.4	60.4	60.2	61.0	64.1	69.0	74.7	75.7	74.9	74.8	74.2	73.3	72.5	71.9	71.1	71.4	74.2	77.8	78.0	76.6	74.6	71.4	67.9
(RT) - (DA Load)	1.40	1.30	1.92	1.78	1.38	0.76	2.55	2.61	4.70	4.13	3.87	3.52	3.63	3.93	3.84	3.31	2.80	1.73	4.90	4.85	4.20	3.52	1.77	59.91





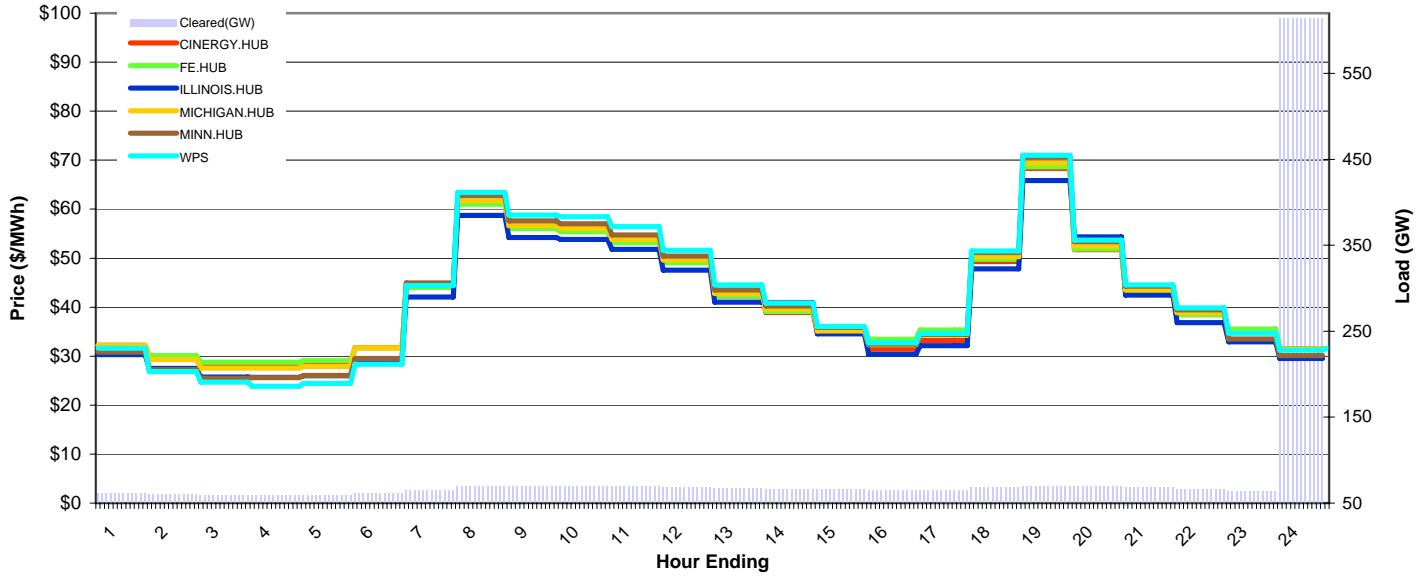
# MISO Daily Report

Delivery Day: Friday, January 9, 2009

Price Color Codes: ≤0 ≥100 ≥200

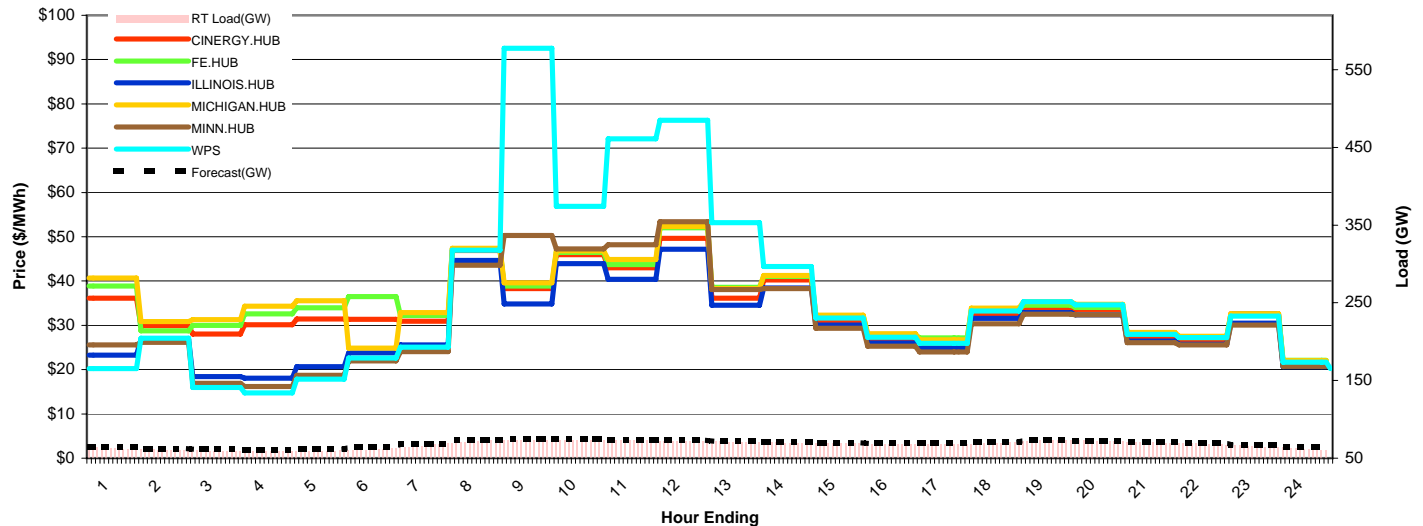
## Day-Ahead Prices and Cleared Load

	HE1	HE2	HE3	HE4	HE5	HE6	HE7	HE8	HE9	HE10	HE11	HE12	HE13	HE14	HE15	HE16	HE17	HE18	HE19	HE20	HE21	HE22	HE23	HE24
CINERGY.HUB	32.17	29.64	28.07	28.07	28.39	31.72	44.23	61.25	56.13	55.54	53.22	49.13	42.27	38.93	34.61	31.45	33.20	49.29	68.35	51.72	42.96	38.46	34.86	31.53
FE.HUB	32.22	30.14	28.71	28.71	29.08	31.71	44.04	61.02	56.05	55.42	53.19	49.04	42.27	39.14	35.78	33.47	35.35	49.74	68.62	51.87	43.05	38.50	35.51	31.47
ILLINOIS.HUB	30.28	27.50	25.73	25.70	26.00	29.33	42.08	58.73	54.21	53.79	51.81	47.54	41.02	40.91	34.54	30.34	32.11	47.78	65.81	54.35	42.45	36.83	32.91	29.55
MICHIGAN.HUB	32.18	29.33	27.56	27.55	27.91	31.66	44.55	61.71	56.66	56.02	53.81	49.61	42.76	39.58	35.15	32.31	34.27	50.32	69.42	52.48	43.50	38.89	34.75	31.43
MINN.HUB	30.86	27.25	25.46	25.59	26.07	29.55	44.94	62.75	57.63	56.99	54.71	50.44	43.48	40.24	35.83	32.49	34.40	51.15	70.58	53.35	44.26	39.42	33.52	30.14
WPS	31.59	26.83	24.70	23.83	24.43	28.35	44.42	63.42	58.76	58.46	56.44	51.62	44.56	40.80	36.06	32.69	34.61	51.47	71.03	53.69	44.54	39.86	34.70	31.20
Cleared(GW)	61.0	59.7	58.5	58.5	59.0	61.6	64.5	68.8	69.6	68.9	68.8	68.3	67.5	66.4	65.6	64.8	65.2	68.4	69.7	69.2	68.5	66.2	63.3	61.5



## Preliminary Real-Time Prices with Forecasted and Actual System Load

	HE1	HE2	HE3	HE4	HE5	HE6	HE7	HE8	HE9	HE10	HE11	HE12	HE13	HE14	HE15	HE16	HE17	HE18	HE19	HE20	HE21	HE22	HE23	HE24
CINERGY.HUB	36.12	29.91	28.04	30.15	31.45	31.33	30.89	46.90	38.31	45.93	43.02	49.63	36.10	40.24	30.84	27.04	25.34	32.45	33.91	33.58	27.29	26.48	32.56	21.14
FE.HUB	38.89	28.77	30.00	32.56	33.93	36.51	32.20	47.24	38.88	46.43	43.73	52.00	38.60	41.01	32.13	27.92	27.16	33.54	34.54	34.06	28.31	27.26	32.51	22.09
ILLINOIS.HUB	23.23	26.83	18.39	18.04	20.65	23.79	25.61	44.63	34.82	43.91	40.38	47.18	34.52	38.45	30.08	26.03	24.76	31.58	32.90	32.40	26.43	25.70	30.46	20.63
MICHIGAN.HUB	40.69	30.82	31.31	34.30	35.52	24.84	32.88	47.37	39.60	46.83	44.90	52.29	38.29	41.24	32.27	28.09	26.74	33.86	35.30	34.73	28.37	27.56	32.62	22.02
MINN.HUB	25.61	26.18	16.90	16.20	18.69	21.96	24.06	43.59	50.27	47.28	48.20	53.39	38.10	38.33	29.37	25.32	23.98	30.33	32.51	32.35	26.11	25.57	30.07	20.72
WPS	20.25	27.10	15.99	14.74	17.83	22.62	25.06	46.98	92.54	56.84	72.10	76.27	53.16	43.31	31.67	27.30	25.91	33.24	35.33	34.62	27.97	27.23	32.09	21.64
Forecasted(GW)	64.4	62.5	61.4	61.0	61.6	63.9	68.4	73.4	74.4	74.1	73.8	73.0	71.9	70.8	69.9	68.9	68.8	70.4	73.2	72.8	71.5	69.6	66.8	63.9
(RT) - (DA Load)	1.66	1.02	1.07	0.68	0.37	-0.49	1.43	2.74	3.88	4.04	3.85	3.69	3.32	3.42	3.23	2.82	2.21	0.99	2.99	2.72	1.87	2.02	1.99	0.37



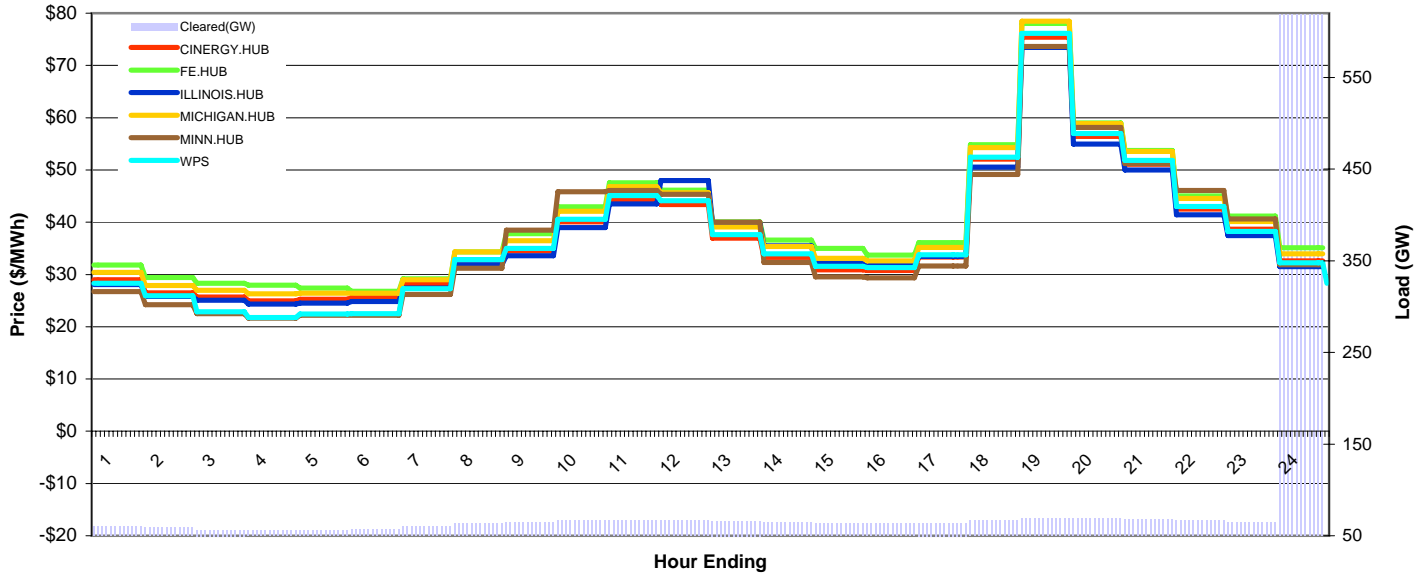
# MISO Daily Report

Delivery Day: Saturday, January 10, 2009

Price Color Codes: ≤0 ≥100 ≥200

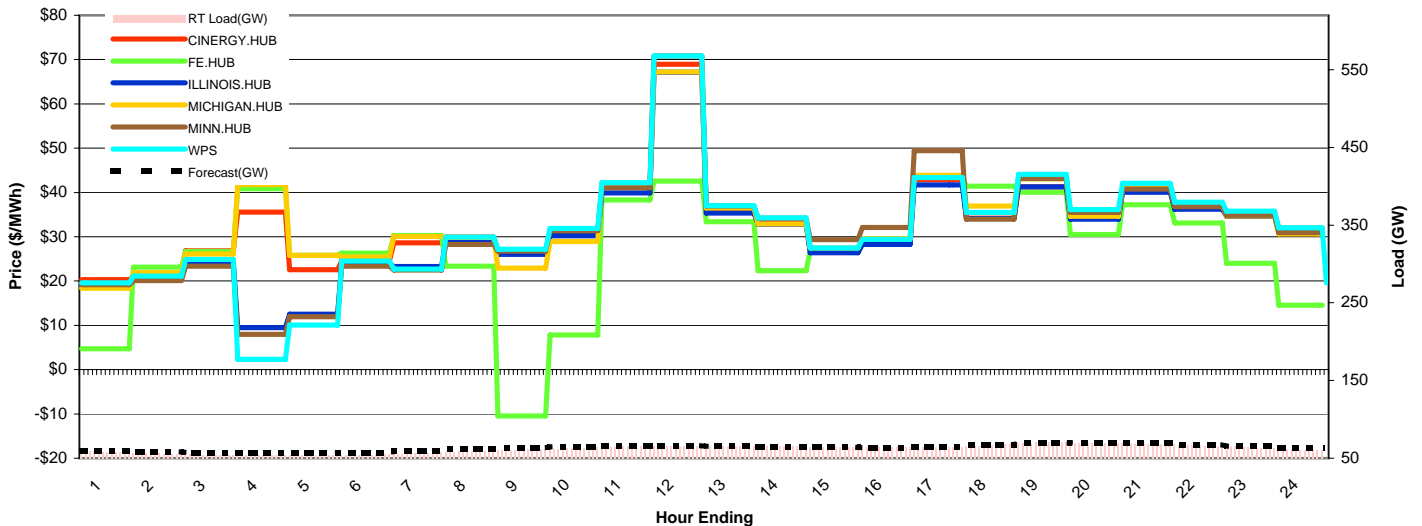
## Day-Ahead Prices and Cleared Load

	HE1	HE2	HE3	HE4	HE5	HE6	HE7	HE8	HE9	HE10	HE11	HE12	HE13	HE14	HE15	HE16	HE17	HE18	HE19	HE20	HE21	HE22	HE23	HE24
CINERGY.HUB	29.02	26.47	25.71	24.96	25.28	25.53	28.11	32.76	34.51	40.06	44.34	43.37	36.94	33.28	30.87	30.74	33.34	52.07	75.43	56.40	51.10	42.51	38.66	32.60
FE.HUB	31.82	29.44	28.32	27.96	27.37	26.81	29.20	34.32	37.78	42.96	47.52	46.12	40.05	36.60	34.97	33.71	36.12	54.82	78.07	58.97	53.70	45.03	41.18	35.14
ILLINOIS.HUB	28.08	25.80	25.05	24.33	24.54	24.80	27.40	31.87	33.59	38.99	43.52	48.00	39.82	35.49	32.18	31.81	33.48	50.55	73.44	54.94	50.01	41.44	37.43	31.53
MICHIGAN.HUB	30.42	27.90	26.99	26.32	26.41	26.43	29.02	34.29	36.47	42.08	46.78	45.65	39.11	35.36	33.09	32.63	35.16	54.28	78.49	58.88	53.56	44.55	40.16	33.93
MINN.HUB	26.70	24.24	22.50	21.67	22.19	22.21	26.17	31.17	38.47	45.81	46.06	45.32	40.00	32.28	29.54	29.34	31.65	49.11	73.63	58.14	51.23	46.09	40.65	31.86
WPS	28.30	25.95	22.86	21.76	22.42	22.48	27.30	32.82	35.00	40.54	45.12	44.10	37.64	33.93	31.54	31.32	33.79	52.43	76.14	56.99	51.84	43.00	38.21	32.23
Cleared(GW)	60.5	58.6	56.3	55.6	55.7	57.0	60.1	62.7	64.4	66.2	66.8	66.8	65.9	64.6	63.5	63.3	64.1	67.0	68.6	68.8	68.0	66.9	64.6	61.8



## Preliminary Real-Time Prices with Forecasted and Actual System Load

	HE1	HE2	HE3	HE4	HE5	HE6	HE7	HE8	HE9	HE10	HE11	HE12	HE13	HE14	HE15	HE16	HE17	HE18	HE19	HE20	HE21	HE22	HE23	HE24
CINERGY.HUB	20.31	20.94	26.84	35.55	22.59	24.58	28.62	29.91	26.62	31.05	41.21	68.96	36.05	33.47	27.02	29.05	42.89	34.21	41.30	34.64	40.95	36.93	35.30	31.97
FE.HUB	4.69	23.10	26.69	40.81	25.80	26.33	30.31	23.34	-10.43	7.79	38.32	42.59	33.41	22.32	26.80	29.48	43.56	41.43	40.04	30.48	37.20	33.12	24.00	14.56
ILLINOIS.HUB	18.95	20.45	24.38	9.45	12.51	23.93	23.27	29.00	26.03	30.22	39.91	67.16	35.33	32.84	26.42	28.29	41.73	34.12	41.28	33.94	40.04	36.21	34.64	31.29
MICHIGAN.HUB	18.38	21.94	26.09	41.76	25.79	25.47	30.04	29.86	22.91	28.92	41.56	67.23	36.50	32.89	27.44	29.58	43.89	36.92	43.07	34.61	41.05	36.92	34.67	30.63
MINN.HUB	19.13	20.10	23.34	7.98	11.91	23.36	22.45	28.28	26.73	31.40	41.03	70.84	36.97	34.22	29.35	32.10	49.47	33.95	43.14	35.52	40.79	36.79	34.84	30.92
WPS	19.59	21.09	24.85	2.33	10.04	24.54	22.67	29.89	27.20	31.88	42.24	70.84	37.03	34.27	27.49	29.40	43.34	35.49	44.06	36.11	42.10	37.79	35.77	32.01
Forecasted(GW)	60.0	58.3	57.0	56.4	56.3	57.2	59.1	61.6	63.4	64.8	66.0	66.0	65.4	64.7	64.0	63.5	63.9	66.8	70.1	70.0	69.0	67.3	65.1	62.9
(RT) - (DA Load)	-2.42	-2.63	-1.70	-1.63	-1.83	-2.36	-3.82	-3.86	-3.21	-3.13	-1.79	-0.88	-0.19	0.65	0.95	0.75	0.50	-0.10	1.67	0.90	0.42	-0.29	-0.53	-0.57



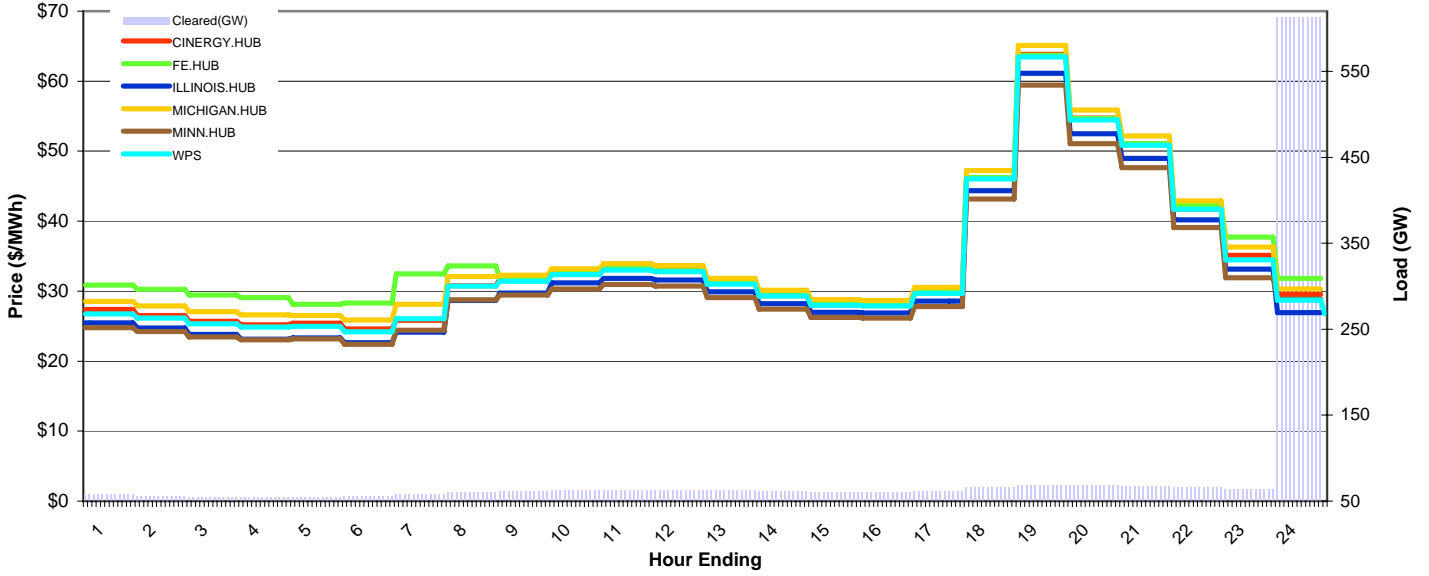
# MISO Daily Report

Delivery Day: Sunday, January 11, 2009

Price Color Codes: <=0 >=100 >=200

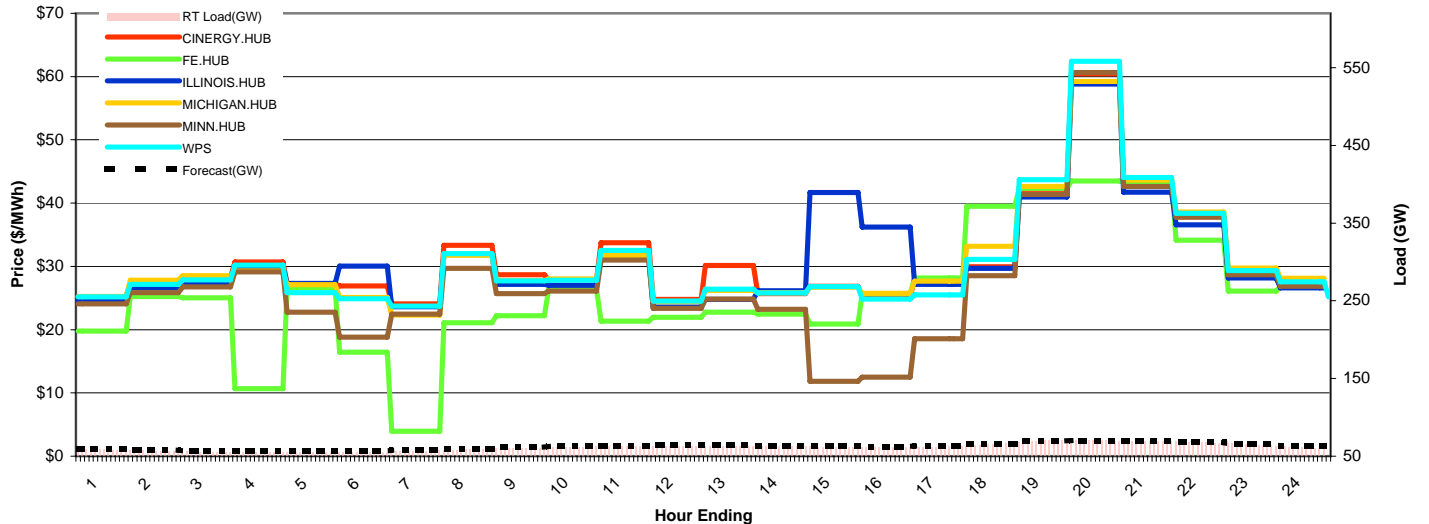
## Day-Ahead Prices and Cleared Load

	HE1	HE2	HE3	HE4	HE5	HE6	HE7	HE8	HE9	HE10	HE11	HE12	HE13	HE14	HE15	HE16	HE17	HE18	HE19	HE20	HE21	HE22	HE23	HE24
CINERGY.HUB	27.40	26.50	25.69	25.18	25.41	24.62	25.84	30.79	31.74	32.65	33.22	33.03	31.16	29.37	28.02	27.93	29.69	46.16	63.85	54.75	51.05	41.69	35.13	29.55
FE.HUB	30.86	30.28	29.46	29.07	28.14	28.31	32.47	33.59	31.74	32.50	33.32	32.92	31.14	29.68	28.47	28.15	30.24	46.23	63.71	54.70	51.05	42.24	37.70	31.82
ILLINOIS.HUB	25.48	24.74	23.84	23.15	23.30	22.65	24.15	28.66	29.70	31.17	31.80	31.58	29.88	28.22	26.98	26.88	28.59	44.37	61.12	52.48	48.99	40.20	33.14	26.94
MICHIGAN.HUB	28.55	27.91	27.06	26.60	26.50	25.87	28.14	32.11	32.28	33.21	33.91	33.64	31.82	30.11	28.81	28.65	30.55	47.24	65.10	55.89	52.17	42.88	36.31	30.33
MINN.HUB	24.80	24.22	23.46	23.05	23.17	22.40	24.41	28.78	29.46	30.33	30.94	30.73	29.06	27.45	26.24	26.14	27.81	43.15	59.46	51.06	47.66	39.09	31.93	28.90
WPS	26.77	26.13	25.31	24.85	24.99	24.17	26.06	30.70	31.42	32.38	33.03	32.79	31.01	29.29	27.99	27.89	29.68	46.04	63.45	54.47	50.85	41.71	34.46	28.70
Cleared(GW)	57.8	55.8	54.6	54.2	54.6	55.5	57.3	60.0	60.9	62.1	63.0	63.0	62.0	61.1	60.2	60.0	61.0	65.9	68.4	68.2	67.6	66.6	63.7	61.3



## Preliminary Real-Time Prices with Forecasted and Actual System Load

	HE1	HE2	HE3	HE4	HE5	HE6	HE7	HE8	HE9	HE10	HE11	HE12	HE13	HE14	HE15	HE16	HE17	HE18	HE19	HE20	HE21	HE22	HE23	HE24
CINERGY.HUB	25.25	27.39	28.20	30.71	27.26	26.91	24.10	33.35	28.68	27.94	33.74	24.80	30.15	25.68	26.86	25.21	28.02	29.94	42.16	60.45	43.12	37.85	29.09	27.45
FE.HUB	19.77	25.23	25.05	10.69	26.58	16.44	3.93	21.07	22.19	26.32	21.35	21.96	22.75	22.48	20.88	25.67	28.18	39.50	42.33	43.51	43.38	34.13	26.11	26.83
ILLINOIS.HUB	24.62	26.61	27.36	29.86	27.31	30.02	23.61	31.84	27.18	27.00	31.27	23.58	24.80	26.15	41.66	36.22	27.15	29.68	40.98	58.84	41.74	36.59	28.17	26.59
MICHIGAN.HUB	25.22	27.80	28.52	29.29	27.09	25.09	22.32	31.78	27.78	28.03	31.73	24.43	26.21	25.83	26.73	25.76	27.69	33.17	42.64	59.23	43.67	38.59	29.75	28.10
MINN.HUB	24.05	25.85	26.76	29.14	22.74	18.82	22.46	29.68	25.67	26.09	30.99	23.35	24.81	23.22	11.85	12.47	18.54	28.55	41.36	60.65	42.64	37.76	28.67	26.85
WPS	25.18	27.16	27.88	30.21	25.83	24.90	23.71	32.03	27.73	27.81	32.53	24.55	26.38	25.81	26.82	24.84	25.47	31.08	43.70	62.42	44.03	38.37	29.33	27.55
Forecasted(GW)	59.9	57.9	56.7	56.1	56.0	56.4	57.7	59.8	61.5	62.7	63.3	64.0	63.9	63.6	62.9	62.5	63.1	65.9	69.9	70.3	69.3	67.5	65.7	62.7
(RT) - (DA Load)	0.56	0.64	0.56	0.45	0.03	-0.34	-0.97	-1.57	-0.63	-0.41	-0.17	-0.28	0.55	1.32	1.72	1.60	1.05	-0.85	1.40	1.95	1.66	0.84	0.85	-0.07



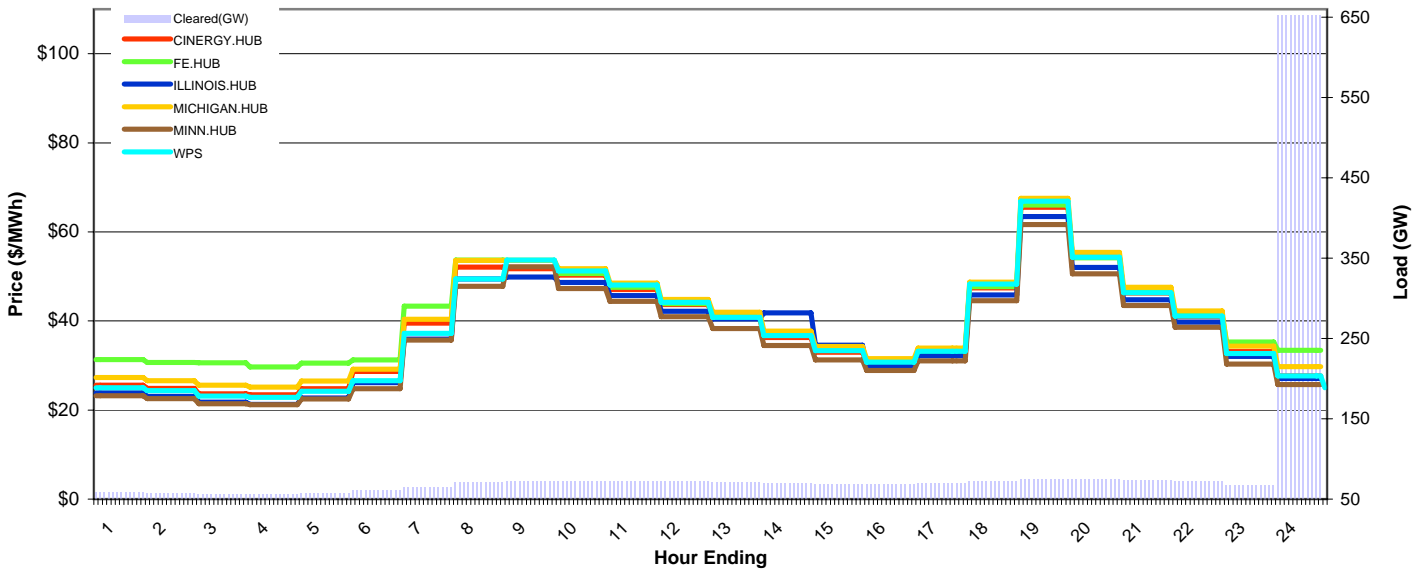
# MISO Daily Report

Delivery Day: Monday, January 12, 2009

Price Color Codes: ≤0 ≥100 ≥200

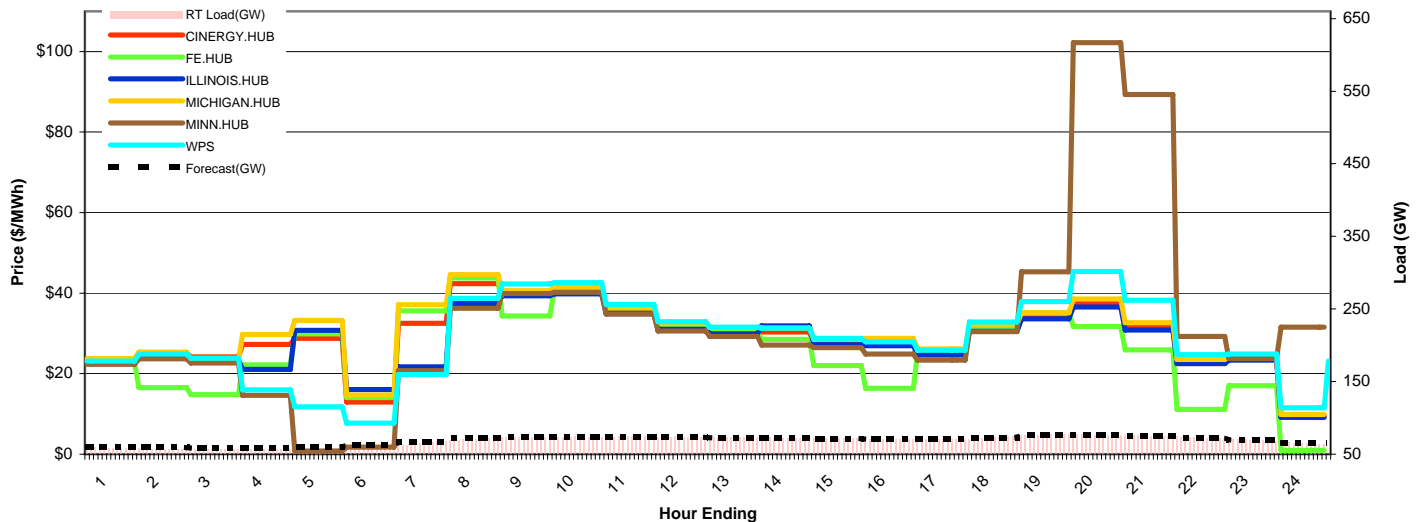
## Day-Ahead Prices and Cleared Load

	HE1	HE2	HE3	HE4	HE5	HE6	HE7	HE8	HE9	HE10	HE11	HE12	HE13	HE14	HE15	HE16	HE17	HE18	HE19	HE20	HE21	HE22	HE23	HE24
CINERGY.HUB	25.58	24.88	23.62	23.41	24.82	28.69	39.52	52.06	51.74	50.27	47.03	43.69	40.73	36.31	32.97	30.54	32.87	47.39	65.52	54.47	46.24	40.92	33.11	27.65
FE.HUB	31.33	30.66	30.61	29.65	30.52	31.22	43.33	53.67	53.60	50.65	47.55	43.89	41.05	36.99	33.54	30.90	33.22	47.74	66.06	54.19	46.57	41.34	35.25	33.44
ILLINOIS.HUB	23.82	23.04	21.74	21.26	22.72	26.12	35.95	49.41	49.85	48.66	45.70	42.16	40.42	41.81	34.58	29.82	32.19	45.86	63.42	52.04	44.74	39.73	32.07	27.10
MICHIGAN.HUB	27.29	26.58	25.59	25.14	26.48	29.19	40.36	53.59	53.58	51.70	48.52	44.80	41.94	37.73	34.25	31.57	33.93	48.71	67.51	55.37	47.59	42.25	34.31	29.74
MINN.HUB	23.21	22.56	21.44	21.20	22.50	24.79	35.73	47.78	52.16	47.27	44.39	40.96	38.33	34.48	31.29	28.85	31.01	44.57	61.66	50.58	43.49	38.60	30.32	25.70
WPS	25.03	24.34	23.13	22.85	24.21	26.62	37.25	49.45	53.65	51.22	48.06	44.17	40.83	36.72	33.34	30.77	33.23	48.25	66.87	54.29	46.34	41.13	32.69	27.68
Cleared(GW)	58.2	57.2	56.2	56.2	57.5	60.7	65.3	70.5	71.4	71.7	71.8	71.3	70.7	70.0	68.8	68.1	69.0	72.5	74.6	74.7	73.7	71.4	67.7	65.3



## Preliminary Real-Time Prices with Forecasted and Actual System Load

	HE1	HE2	HE3	HE4	HE5	HE6	HE7	HE8	HE9	HE10	HE11	HE12	HE13	HE14	HE15	HE16	HE17	HE18	HE19	HE20	HE21	HE22	HE23	HE24
CINERGY.HUB	23.20	25.16	24.18	27.24	28.75	12.98	32.52	42.35	40.29	40.64	35.66	31.66	30.54	30.33	27.68	28.32	25.52	31.07	34.24	37.53	31.53	22.96	23.78	9.56
FE.HUB	22.62	16.53	14.75	22.15	29.87	14.05	35.58	43.80	34.36	40.70	36.30	32.27	30.41	28.55	22.02	16.40	25.00	31.23	35.05	31.75	25.92	11.12	17.03	0.93
ILLINOIS.HUB	22.48	24.32	23.39	21.03	30.78	16.05	21.67	37.45	39.36	39.83	34.92	30.99	29.88	31.88	27.16	26.95	24.64	30.52	33.60	36.54	30.87	22.53	23.33	9.16
MICHIGAN.HUB	23.78	25.34	23.53	29.76	33.24	14.70	37.15	44.57	40.61	41.50	36.51	32.51	31.49	31.29	28.54	28.77	26.13	32.27	35.15	38.55	32.68	23.56	24.38	9.84
MINN.HUB	22.32	23.72	22.63	14.60	0.76	1.78	20.73	36.22	39.92	40.24	34.80	30.59	29.21	27.08	26.47	24.88	23.37	30.44	45.30	102.19	89.31	29.22	23.74	31.57
WPS	23.10	24.85	23.86	15.98	11.74	7.70	19.76	38.72	42.29	42.56	37.17	32.93	31.52	31.29	28.73	27.86	25.84	32.85	37.95	45.39	38.21	24.71	24.89	11.54
Forecasted(GW)	60.4	59.1	58.5	58.5	59.5	62.1	66.9	72.4	73.9	73.8	73.7	73.3	72.6	71.8	71.4	70.5	70.7	72.9	76.5	76.4	75.0	72.9	69.5	65.8
(RT) - (DA Load)	0.25	-0.15	0.32	0.24	-0.37	-0.92	-0.28	0.61	2.06	2.20	2.25	2.45	2.32	2.59	3.10	2.84	1.92	0.65	2.14	1.84	1.36	1.30	1.47	-0.30



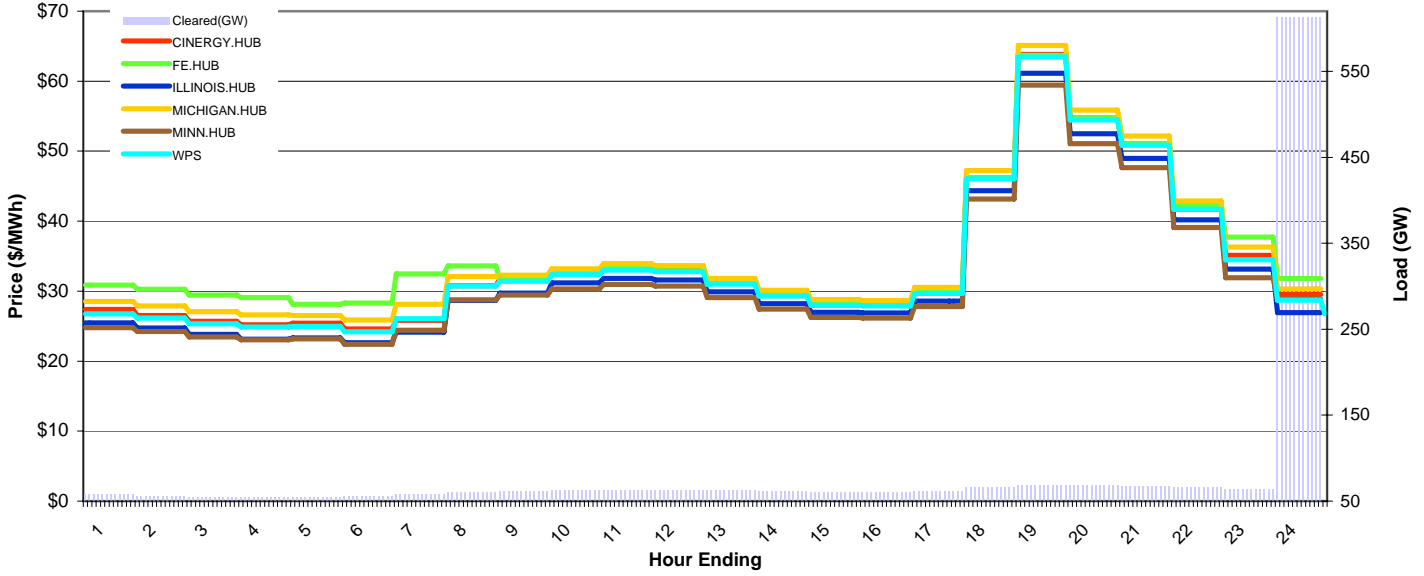
# MISO Daily Report

Delivery Day: Sunday, January 11, 2009

Price Color Codes: ≤0 ≥100 ≥200

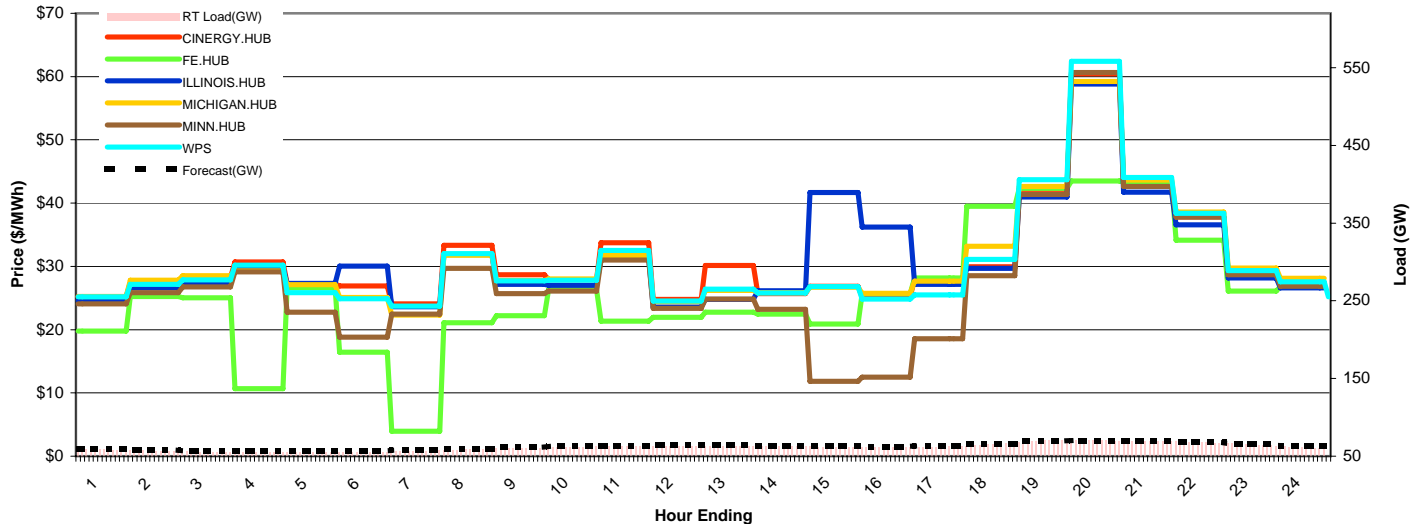
## Day-Ahead Prices and Cleared Load

	HE1	HE2	HE3	HE4	HE5	HE6	HE7	HE8	HE9	HE10	HE11	HE12	HE13	HE14	HE15	HE16	HE17	HE18	HE19	HE20	HE21	HE22	HE23	HE24
CINERGY.HUB	27.40	26.50	25.69	25.18	25.41	24.62	25.84	30.79	31.74	32.65	33.22	33.03	31.16	29.37	28.02	27.93	29.69	46.16	63.85	54.75	51.05	41.69	35.13	29.55
FE.HUB	30.86	30.28	29.46	29.07	28.14	28.31	32.47	33.59	31.74	32.50	33.32	32.92	31.14	29.68	28.47	28.15	30.24	46.23	63.71	54.70	51.05	42.24	37.70	31.82
ILLINOIS.HUB	25.48	24.74	23.84	23.15	23.30	22.65	24.15	28.66	29.70	31.17	31.80	31.58	29.88	28.22	26.98	26.88	28.59	44.37	61.12	52.48	48.99	40.20	33.14	26.94
MICHIGAN.HUB	28.55	27.91	27.06	26.60	26.50	25.87	28.14	32.11	32.28	33.21	33.91	33.64	31.82	30.11	28.81	28.65	30.55	47.24	65.10	55.89	52.17	42.88	36.31	30.33
MINN.HUB	24.80	24.22	23.46	23.05	23.17	22.40	24.41	28.78	29.46	30.33	30.94	30.73	29.06	27.45	26.24	26.14	27.81	43.15	59.46	51.06	47.66	39.09	31.93	28.90
WPS	26.77	26.13	25.31	24.85	24.99	24.17	26.06	30.70	31.42	32.38	33.03	32.79	31.01	29.29	27.99	27.89	29.68	46.04	63.45	54.47	50.85	41.71	34.46	28.70
Cleared(GW)	57.8	55.8	54.6	54.2	54.6	55.5	57.3	60.0	60.9	62.1	63.0	63.0	62.0	61.1	60.2	60.0	61.0	65.9	68.4	68.2	67.6	66.6	63.7	61.3



## Preliminary Real-Time Prices with Forecasted and Actual System Load

	HE1	HE2	HE3	HE4	HE5	HE6	HE7	HE8	HE9	HE10	HE11	HE12	HE13	HE14	HE15	HE16	HE17	HE18	HE19	HE20	HE21	HE22	HE23	HE24
CINERGY.HUB	25.25	27.39	28.20	30.71	27.26	26.91	24.10	33.35	28.68	27.94	33.74	24.80	30.15	25.68	26.86	25.21	28.02	29.94	42.16	60.45	43.12	37.85	29.09	27.45
FE.HUB	19.77	25.23	25.05	10.69	26.58	16.44	3.93	21.07	22.19	26.32	21.35	21.96	22.75	22.48	20.88	25.67	28.18	39.50	42.33	43.51	43.38	34.13	26.11	26.83
ILLINOIS.HUB	24.62	26.61	27.36	29.86	27.31	30.02	23.61	31.84	27.18	27.00	31.27	23.58	24.80	26.15	41.66	36.22	27.15	29.68	40.98	58.84	41.74	36.59	28.17	26.59
MICHIGAN.HUB	25.22	27.80	28.52	29.29	27.09	25.09	22.32	31.78	27.78	28.03	31.73	24.43	26.21	25.83	26.73	25.76	27.69	33.17	42.64	59.23	43.67	38.59	29.75	28.10
MINN.HUB	24.05	25.85	26.76	29.14	22.74	18.82	22.46	29.68	25.67	26.09	30.99	23.35	24.81	23.22	11.85	12.47	18.54	28.55	41.36	60.65	42.64	37.76	28.67	26.85
WPS	25.18	27.16	27.88	30.21	25.83	24.90	23.71	32.03	27.73	27.81	32.53	24.55	26.38	25.81	26.82	24.84	25.47	31.08	43.70	62.42	44.03	38.37	29.33	27.55
Forecasted(GW)	59.9	57.9	56.7	56.1	56.0	56.4	57.7	59.8	61.5	62.7	63.3	64.0	63.9	63.6	62.9	62.5	63.1	65.9	69.9	70.3	69.3	67.5	65.7	62.7
(RT) - (DA Load)	0.56	0.64	0.56	0.45	0.03	-0.34	-0.97	-1.57	-0.63	-0.41	-0.17	-0.28	0.55	1.32	1.72	1.60	1.05	-0.85	1.40	1.95	1.66	0.84	0.85	-0.07



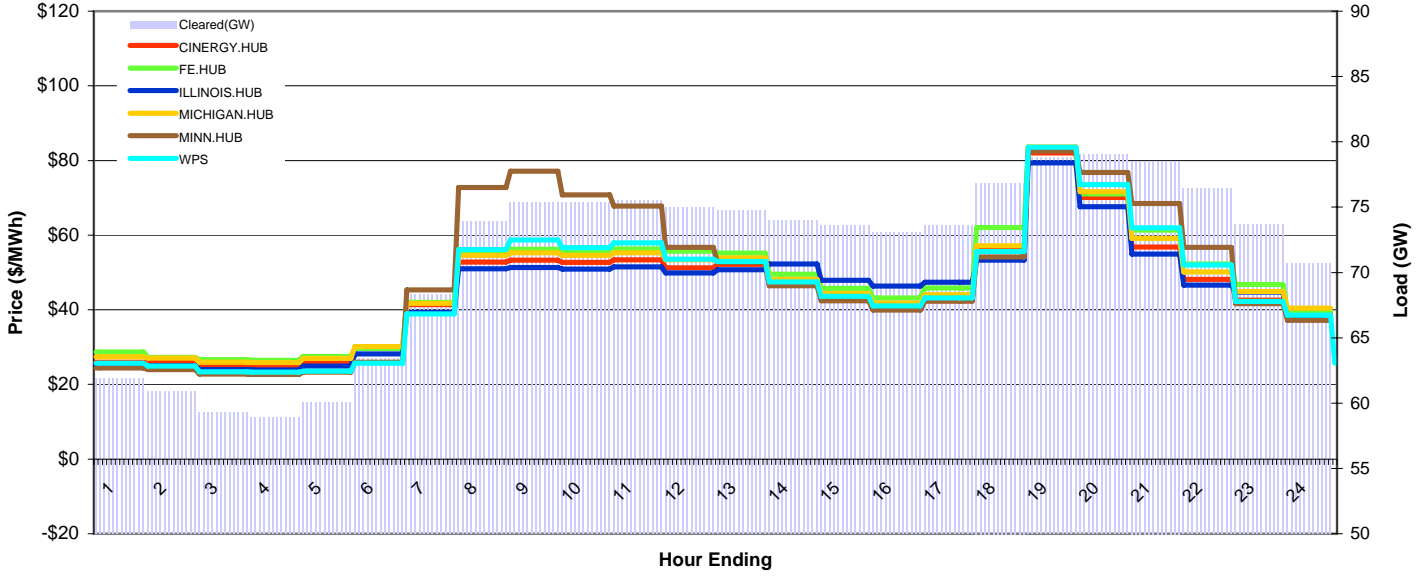
# MISO Daily Report

Delivery Day: Tuesday, January 13, 2009

Price Color Codes: <=0 >=100 >=200

## Day-Ahead Prices and Cleared Load

	HE1	HE2	HE3	HE4	HE5	HE6	HE7	HE8	HE9	HE10	HE11	HE12	HE13	HE14	HE15	HE16	HE17	HE18	HE19	HE20	HE21	HE22	HE23	HE24
CINERGY.HUB	25.95	25.99	24.77	24.76	25.79	29.73	41.38	52.80	53.32	52.72	53.39	51.24	52.18	46.61	42.89	40.37	42.43	55.87	82.05	70.13	56.84	48.12	42.61	39.23
FE.HUB	28.68	27.26	26.61	26.44	27.51	29.62	41.99	55.61	56.19	55.57	56.26	55.72	55.19	49.51	45.73	43.18	45.88	62.07	82.95	71.02	61.37	52.24	46.80	39.70
ILLINOIS.HUB	25.15	25.05	23.96	23.93	24.93	28.15	39.33	50.99	51.31	50.88	51.50	49.87	50.76	52.23	47.87	46.32	47.40	53.27	79.38	67.63	54.95	46.60	44.69	37.73
MICHIGAN.HUB	27.42	27.06	25.96	25.90	26.96	30.18	41.76	54.59	55.23	54.56	55.25	53.39	53.88	48.18	44.38	41.81	44.00	57.17	83.67	71.65	59.11	50.09	44.90	40.48
MINN.HUB	24.42	24.01	22.76	22.71	23.32	25.96	45.29	72.78	77.16	70.82	67.78	56.72	52.72	46.43	42.44	39.96	42.30	54.14	82.53	76.82	68.49	56.74	41.68	37.15
WPS	25.73	24.90	23.39	23.30	23.55	25.73	38.89	56.14	58.70	56.63	57.96	53.57	53.00	47.46	43.59	41.05	43.17	55.63	83.53	73.55	61.99	51.99	42.21	38.54
Cleared(GW)	61.9	60.9	59.3	58.9	60.0	63.4	68.3	73.9	75.3	75.4	75.5	75.0	74.7	74.0	73.6	73.0	73.6	76.9	78.8	79.0	78.5	76.4	73.7	70.7



## Preliminary Real-Time Prices with Forecasted and Actual System Load

	HE1	HE2	HE3	HE4	HE5	HE6	HE7	HE8	HE9	HE10	HE11	HE12	HE13	HE14	HE15	HE16	HE17	HE18	HE19	HE20	HE21	HE22	HE23	HE24
CINERGY.HUB	14.66	21.79	6.79	22.07	23.85	20.35	51.11	39.57	43.32	31.85	41.27	39.03	30.96	26.47	26.95	28.24	27.57	32.43	40.68	39.53	36.29	43.04	34.05	35.40
FE.HUB	-15.84	-7.12	-4.93	20.57	-2.96	2.77	46.24	36.05	32.13	29.05	34.11	24.66	30.61	23.88	22.27	23.17	22.36	30.39	41.17	39.23	34.67	41.28	32.55	31.21
ILLINOIS.HUB	14.08	21.14	6.26	21.02	23.09	19.71	49.32	38.27	42.15	31.41	40.39	38.28	30.35	26.05	26.61	27.64	26.97	31.69	39.93	38.65	35.41	42.20	33.39	34.68
MICHIGAN.HUB	14.99	22.29	6.99	22.59	24.31	20.82	52.17	40.09	43.79	32.40	42.17	39.70	31.71	27.02	27.52	28.78	28.09	32.82	40.78	39.51	36.21	43.30	34.38	35.88
MINN.HUB	36.65	21.09	35.84	52.05	23.87	24.64	48.03	60.39	115.12	34.07	65.65	42.41	62.80	29.99	47.82	28.99	28.27	33.05	42.36	71.09	73.13	53.24	35.18	36.57
WPS	16.48	21.91	8.92	24.42	23.97	20.96	44.16	42.90	47.97	33.65	43.42	40.91	32.97	27.80	28.30	29.43	28.67	34.08	43.72	42.47	38.79	45.66	35.97	37.01
Forecasted(GW)	62.4	60.6	59.5	59.2	60.0	62.7	67.6	73.6	75.8	76.0	76.2	76.0	76.0	75.7	75.5	74.9	75.2	77.4	81.1	81.1	80.2	78.1	75.0	71.2
(RT) - (DA Load)	-0.71	-1.32	-0.57	-0.47	-0.92	-1.97	-1.23	-0.71	0.41	-0.08	0.31	0.77	0.66	0.78	0.71	0.56	0.26	-0.79	1.48	1.68	0.90	0.64	0.14	-0.80

