

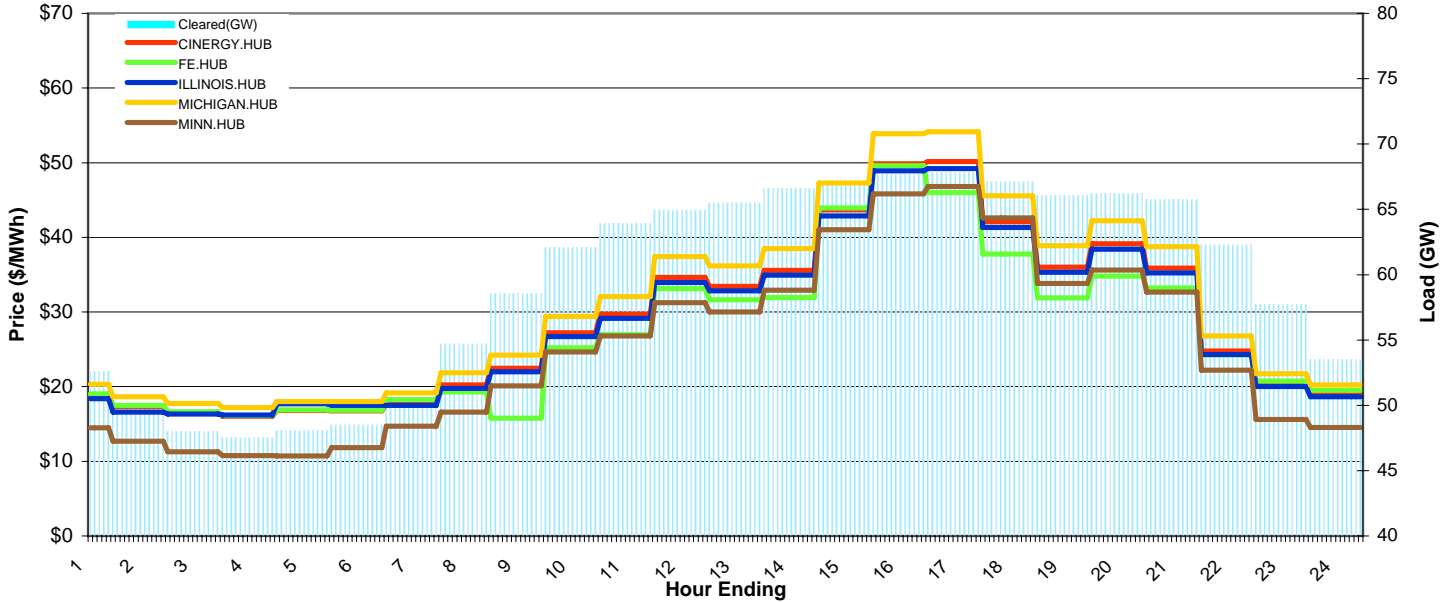
MISO Hub Report

Delivery Day: Saturday, September 1, 2007

Price Color Codes: ≤0 ≥100 ≥200

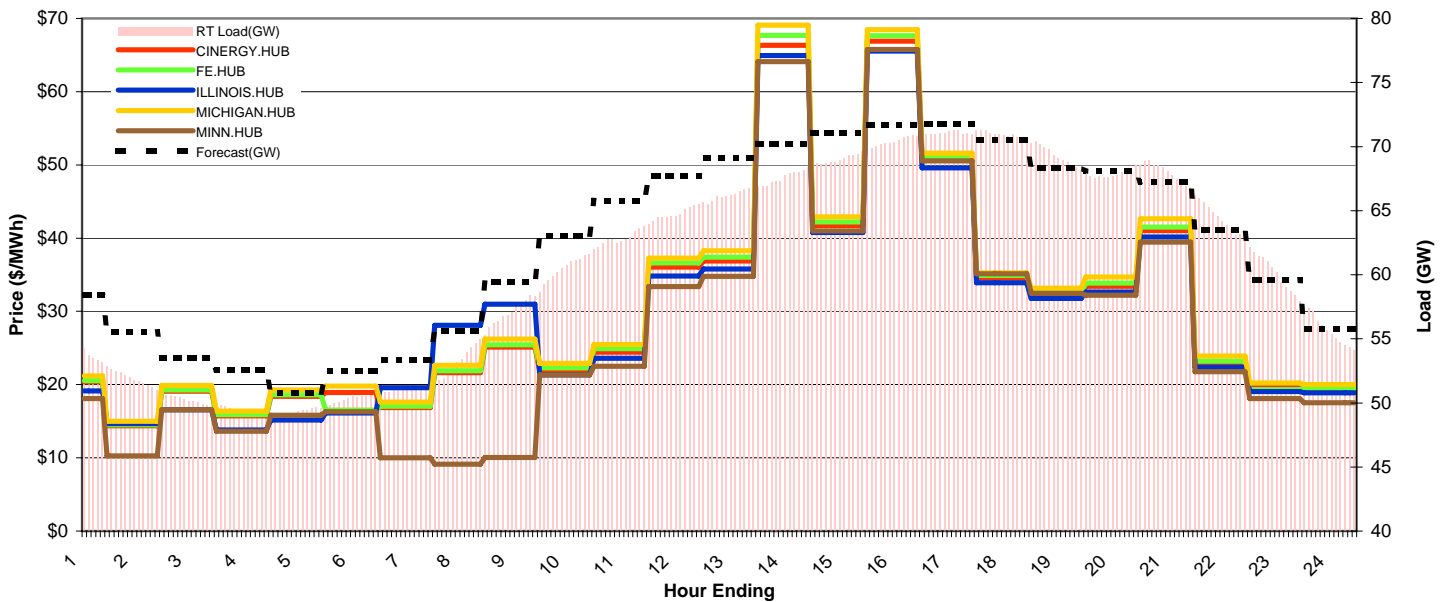
Day-Ahead Prices and Cleared Load

	HE1	HE2	HE3	HE4	HE5	HE6	HE7	HE8	HE9	HE10	HE11	HE12	HE13	HE14	HE15	HE16	HE17	HE18	HE19	HE20	HE21	HE22	HE23	HE24
CINERGY.HUB	18.92	17.37	16.54	16.03	16.79	16.77	17.76	20.23	22.45	27.20	29.69	34.62	33.43	35.57	43.70	49.86	50.14	42.11	36.00	39.14	35.89	24.78	20.60	19.19
FE.HUB	19.03	17.47	16.64	16.13	16.89	16.86	18.25	19.27	15.78	25.22	26.96	33.15	31.65	31.95	43.94	49.58	46.01	37.76	31.88	34.80	33.23	24.28	20.75	19.50
ILLINOIS.HUB	18.41	16.58	16.35	16.21	17.69	17.50	19.78	21.99	26.70	29.14	33.97	32.83	34.93	42.87	48.92	49.19	41.32	35.32	38.40	35.22	24.32	20.03	18.66	
MICHIGAN.HUB	20.32	18.65	17.75	17.20	18.02	18.00	19.18	21.85	24.22	29.39	32.07	37.42	36.16	38.49	42.26	53.90	54.16	45.56	38.89	42.24	38.76	26.77	21.74	20.25
MINN.HUB	14.48	12.67	11.27	10.77	10.71	11.83	14.70	16.58	20.10	24.64	26.78	31.24	30.01	32.90	41.01	45.83	46.83	42.60	33.80	35.62	32.65	22.20	15.61	14.52
Cleared(GW)	52.6	49.9	48.0	47.5	48.1	48.5	50.1	54.7	58.6	62.1	63.9	65.0	65.5	66.6	66.9	67.7	67.9	67.1	66.1	66.2	65.8	62.3	57.7	53.5



Preliminary Real-Time Prices with Forecasted and Actual System Load

	HE1	HE2	HE3	HE4	HE5	HE6	HE7	HE8	HE9	HE10	HE11	HE12	HE13	HE14	HE15	HE16	HE17	HE18	HE19	HE20	HE21	HE22	HE23	HE24
CINERGY.HUB	20.38	14.37	19.08	15.73	18.40	18.90	16.86	21.63	25.13	21.94	24.43	36.03	36.90	66.31	41.71	66.90	50.61	34.55	32.32	33.43	41.02	22.90	19.56	19.36
FE.HUB	20.53	14.50	19.25	15.89	18.62	16.53	17.05	21.87	25.43	22.28	24.89	36.62	37.42	67.68	42.21	67.65	51.12	34.90	32.60	33.88	41.52	23.22	19.33	19.52
ILLINOIS.HUB	19.16	14.70	16.58	13.81	15.18	16.11	19.57	28.10	30.98	21.32	23.58	34.84	35.80	64.94	40.76	65.53	49.60	33.91	31.76	32.65	40.17	22.37	19.07	18.86
MICHIGAN.HUB	21.18	14.97	19.88	16.40	19.25	19.78	17.63	22.64	26.22	22.90	25.46	37.28	38.26	69.07	42.89	68.46	51.60	35.28	33.17	34.71	42.64	23.88	20.21	20.01
MINN.HUB	18.11	10.28	16.58	13.62	15.83	16.32	10.02	9.14	10.03	21.33	22.51	33.37	34.76	64.08	40.99	65.74	50.55	35.15	32.45	32.19	39.44	21.77	18.07	17.51
Forecasted(GW)	58.4	55.5	53.5	52.5	50.8	52.5	53.4	55.6	59.4	63.1	65.8	67.7	69.1	70.2	71.1	71.7	71.8	70.5	68.4	68.1	67.3	63.5	59.6	55.8
(RT) - (DA Load)	0.98	1.95	2.22	1.89	1.22	1.77	0.86	-1.55	-1.58	-1.70	-1.14	-0.24	0.65	0.93	2.07	2.65	3.19	3.78	3.24	1.68	2.17	2.14	2.42	2.15



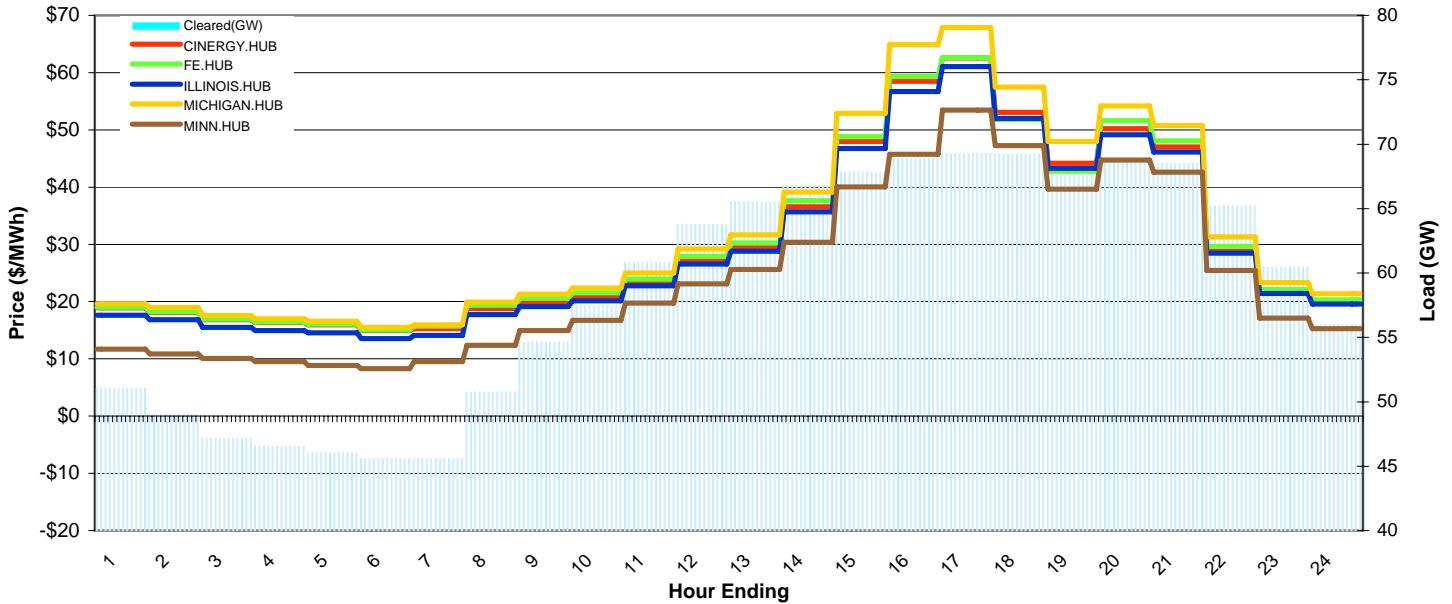
MISO Hub Report

Delivery Day: Sunday, September 2, 2007

Price Color Codes: ≤0 ≥100 ≥200

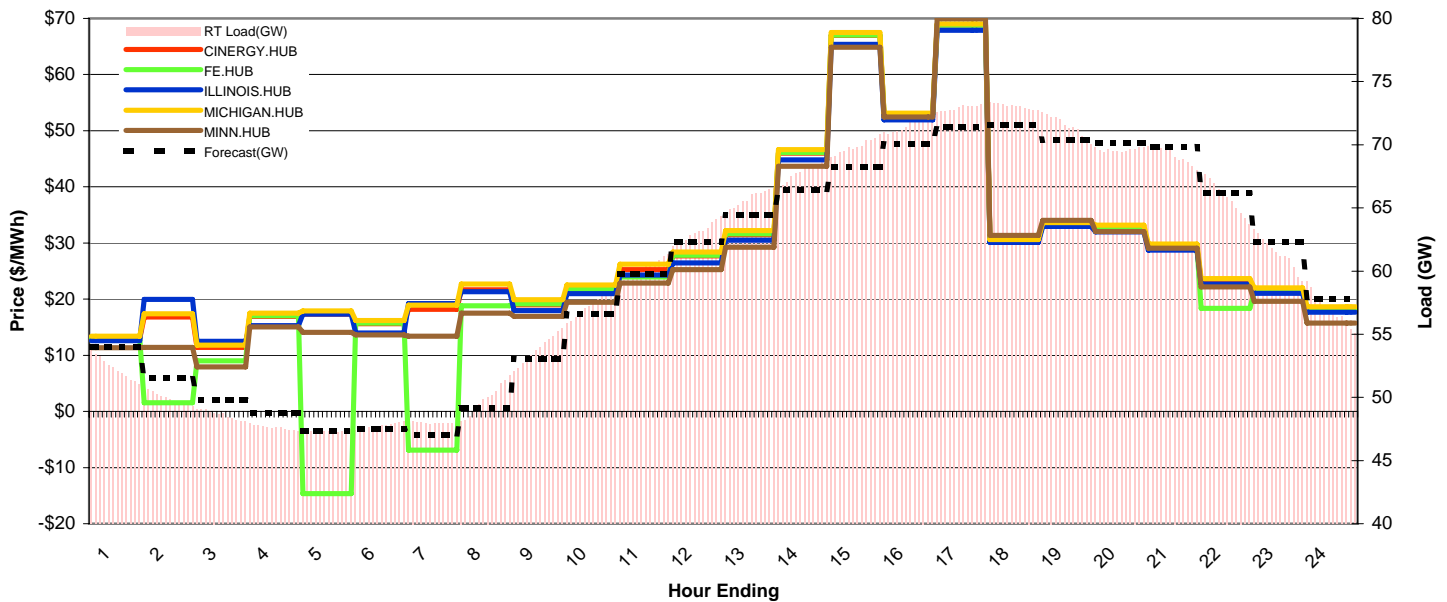
Day-Ahead Prices and Cleared Load

	HE1	HE2	HE3	HE4	HE5	HE6	HE7	HE8	HE9	HE10	HE11	HE12	HE13	HE14	HE15	HE16	HE17	HE18	HE19	HE20	HE21	HE22	HE23	HE24
CINERGY.HUB	18.88	18.11	16.83	16.32	15.94	14.92	15.26	18.82	20.01	20.93	23.28	27.14	29.39	36.59	47.98	58.50	62.56	53.04	44.20	50.22	47.01	29.00	21.97	20.19
FE.HUB	19.03	18.26	16.96	16.45	16.07	15.04	15.70	19.35	20.57	21.52	23.93	27.90	30.23	37.61	48.84	59.31	62.62	51.77	42.76	51.59	48.06	29.62	22.12	20.33
ILLINOIS.HUB	17.61	16.82	15.49	14.95	14.55	13.52	14.11	17.76	19.11	20.14	22.74	26.54	28.82	35.66	46.77	56.70	61.07	51.98	43.26	49.14	46.11	28.45	21.40	19.57
MICHIGAN.HUB	19.65	18.95	17.56	16.99	16.58	15.49	15.97	19.89	21.32	22.38	25.01	29.17	31.68	39.15	52.92	64.89	67.89	57.50	47.98	54.19	50.76	31.30	23.35	21.37
MINN.HUB	11.69	10.83	10.07	9.52	8.86	8.28	9.50	12.37	14.91	16.71	19.73	23.08	25.64	30.37	40.03	45.76	53.47	47.25	39.64	44.75	42.63	25.47	17.13	15.30
Cleared(GW)	51.1	49.0	47.1	46.5	46.0	45.6	45.6	50.8	54.6	57.5	60.8	63.8	65.6	66.8	67.9	68.9	69.3	69.2	68.0	68.8	68.5	65.2	60.5	56.0



Preliminary Real-Time Prices with Forecasted and Actual System Load

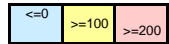
	HE1	HE2	HE3	HE4	HE5	HE6	HE7	HE8	HE9	HE10	HE11	HE12	HE13	HE14	HE15	HE16	HE17	HE18	HE19	HE20	HE21	HE22	HE23	HE24
CINERGY.HUB	12.97	16.83	11.42	16.92	17.33	15.62	18.21	21.68	18.99	21.58	25.24	27.70	31.49	45.99	66.97	52.92	68.86	30.45	33.32	32.58	29.21	23.12	21.49	18.18
FE.HUB	13.04	1.55	9.04	17.03	-14.67	15.71	-6.87	18.79	19.17	21.73	23.94	27.84	31.65	46.12	67.05	52.93	68.78	30.38	33.27	32.72	29.18	18.38	21.26	18.23
ILLINOIS.HUB	12.58	19.97	12.51	15.29	17.31	13.96	19.21	21.32	17.98	20.97	24.29	26.46	30.51	44.81	65.41	51.95	67.88	30.12	32.95	31.99	28.72	22.67	21.03	17.70
MICHIGAN.HUB	13.40	17.39	11.78	17.48	17.88	16.18	18.92	22.72	19.91	22.52	26.21	28.39	32.20	46.65	67.48	53.12	69.01	30.60	33.63	33.19	29.82	23.64	21.99	18.67
MINN.HUB	11.36	11.43	7.94	15.08	14.08	13.65	13.42	17.49	16.91	19.45	22.87	25.28	29.26	43.66	64.85	52.47	69.94	31.34	34.04	32.02	29.05	22.19	19.63	15.73
Forecasted(GW)	54.0	51.5	49.8	48.8	47.3	47.5	47.0	49.2	53.1	56.6	59.7	62.3	64.4	66.4	68.2	70.1	71.4	71.6	70.3	70.1	69.9	66.2	62.3	57.8
(RT) - (DA Load)	1.21	0.91	1.45	1.06	1.25	2.15	2.38	-0.93	-0.83	-0.16	-0.58	-0.76	0.15	1.05	1.99	2.72	3.60	3.79	3.46	0.74	0.63	0.67	0.89	0.95



MISO Hub Report

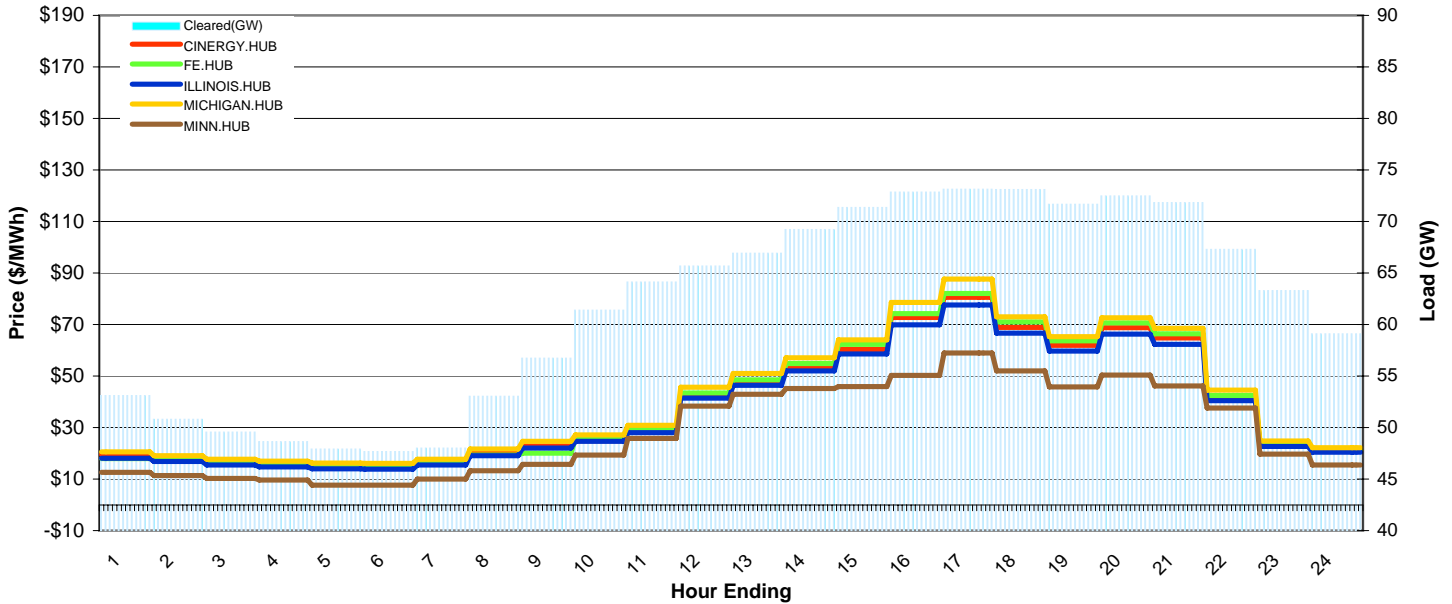
Delivery Day: Monday, September 3, 2007

Price Color Codes:



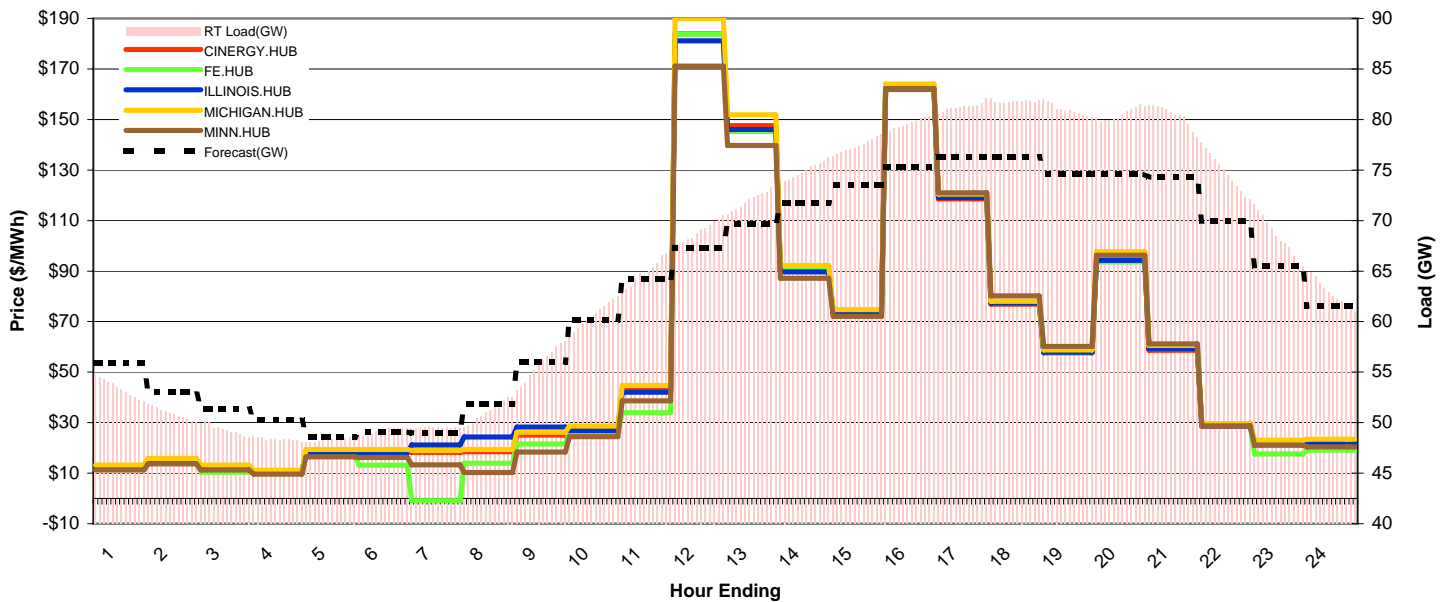
Day-Ahead Prices and Cleared Load

	HE1	HE2	HE3	HE4	HE5	HE6	HE7	HE8	HE9	HE10	HE11	HE12	HE13	HE14	HE15	HE16	HE17	HE18	HE19	HE20	HE21	HE22	HE23	HE24
CINERGY.HUB	19.54	18.13	16.85	16.15	15.62	15.51	16.85	20.31	22.82	24.96	28.51	42.14	47.07	53.12	60.35	72.77	80.50	68.93	61.92	68.75	64.75	41.21	23.00	20.95
FE.HUB	17.94	18.27	16.98	16.42	15.75	15.38	16.51	19.36	20.00	25.64	29.33	43.41	48.54	54.84	62.27	74.22	81.99	71.02	63.66	70.65	66.43	42.40	23.20	21.10
ILLINOIS.HUB	18.08	16.84	15.43	14.74	13.97	13.90	15.45	19.12	22.01	24.64	28.00	41.44	46.34	51.98	58.51	69.88	77.62	66.67	59.69	66.24	62.25	40.49	22.73	20.39
MICHIGAN.HUB	20.55	19.07	17.68	16.92	16.20	16.13	17.74	21.67	24.63	27.11	30.87	45.65	51.01	57.09	64.06	78.55	87.60	72.97	65.30	72.65	68.56	44.55	24.81	22.15
MINN.HUB	12.64	11.40	10.29	9.63	7.66	7.63	10.06	13.27	15.76	19.34	25.82	38.37	42.98	45.18	45.84	50.29	58.90	51.96	45.76	50.33	46.10	37.55	19.68	15.41
Cleared(GW)	53.1	50.8	49.6	48.6	47.9	47.7	48.0	53.0	56.7	61.4	64.1	65.7	66.9	69.2	71.4	72.8	73.2	73.1	71.7	72.5	71.8	67.3	63.3	59.1



Preliminary Real-Time Prices with Forecasted and Actual System Load

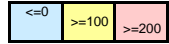
	HE1	HE2	HE3	HE4	HE5	HE6	HE7	HE8	HE9	HE10	HE11	HE12	HE13	HE14	HE15	HE16	HE17	HE18	HE19	HE20	HE21	HE22	HE23	HE24
CINERGY.HUB	12.76	15.39	12.79	10.82	18.72	18.60	18.30	18.48	25.10	27.39	42.89	183.86	147.63	90.29	73.76	161.89	118.56	76.86	57.60	94.02	58.70	28.61	22.15	22.46
FE.HUB	12.79	15.44	10.45	10.85	18.81	13.22	-0.93	13.91	21.48	26.10	34.01	183.85	145.35	90.88	74.13	162.61	119.24	77.13	57.86	93.61	59.40	29.01	17.57	19.09
ILLINOIS.HUB	12.46	15.04	12.49	10.56	18.22	18.09	21.10	24.35	28.19	26.83	42.06	181.10	145.99	89.69	73.55	162.36	119.07	77.30	57.86	94.24	59.23	28.71	22.06	22.20
MICHIGAN.HUB	13.15	15.87	13.20	11.18	19.43	19.39	19.06	19.37	26.27	28.59	44.66	189.95	151.90	92.17	74.74	164.09	120.47	77.99	58.84	97.61	60.61	29.66	23.02	23.44
MINN.HUB	11.24	13.63	11.31	9.57	16.41	16.22	13.32	10.24	18.42	24.42	38.60	171.15	139.74	87.20	72.07	162.25	120.92	80.24	60.14	96.21	61.23	28.80	21.06	20.39
Forecasted(GW)	55.9	53.0	51.3	50.2	48.5	49.1	49.0	51.9	56.0	60.2	64.2	67.3	69.7	71.7	73.5	75.3	76.3	76.3	74.6	74.6	74.2	69.9	65.5	61.6
(RT) - (DA Load)	0.26	0.07	-0.27	-0.31	0.36	1.46	1.48	-1.94	-0.96	-0.80	0.84	3.15	5.11	5.63	5.99	6.74	8.07	8.66	9.26	8.01	8.52	7.43	5.16	3.76



MISO Hub Report

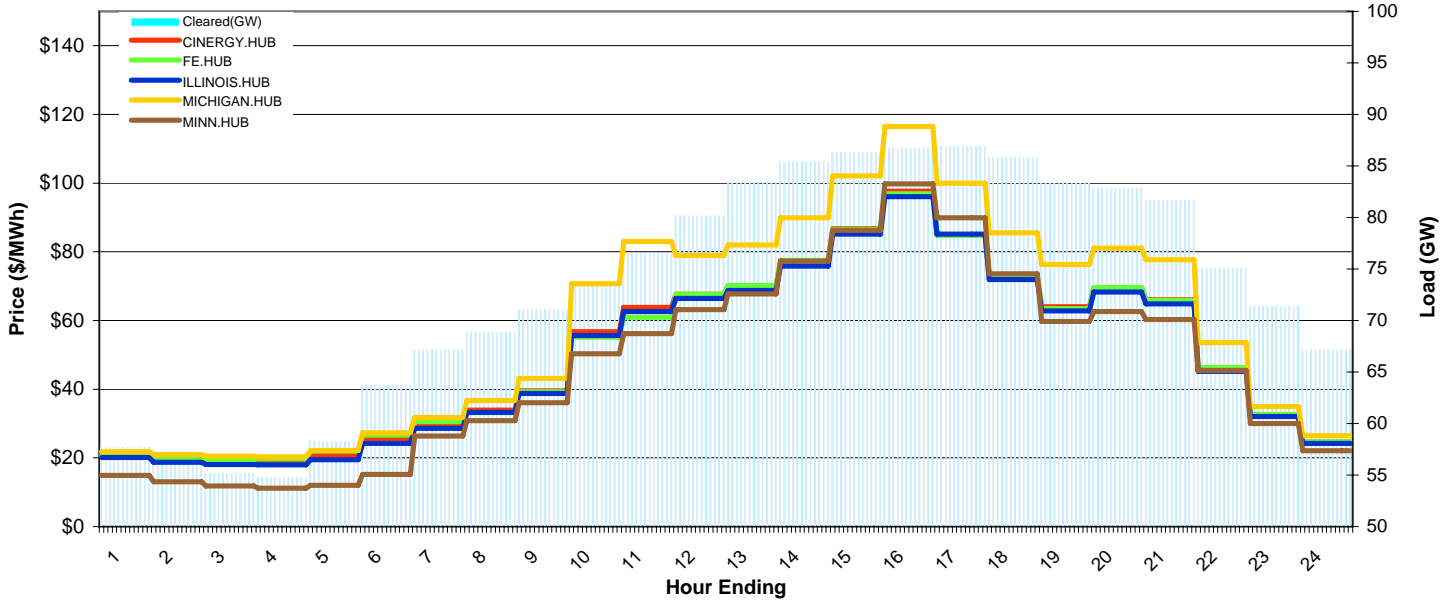
Delivery Day: Tuesday, September 4, 2007

Price Color Codes:



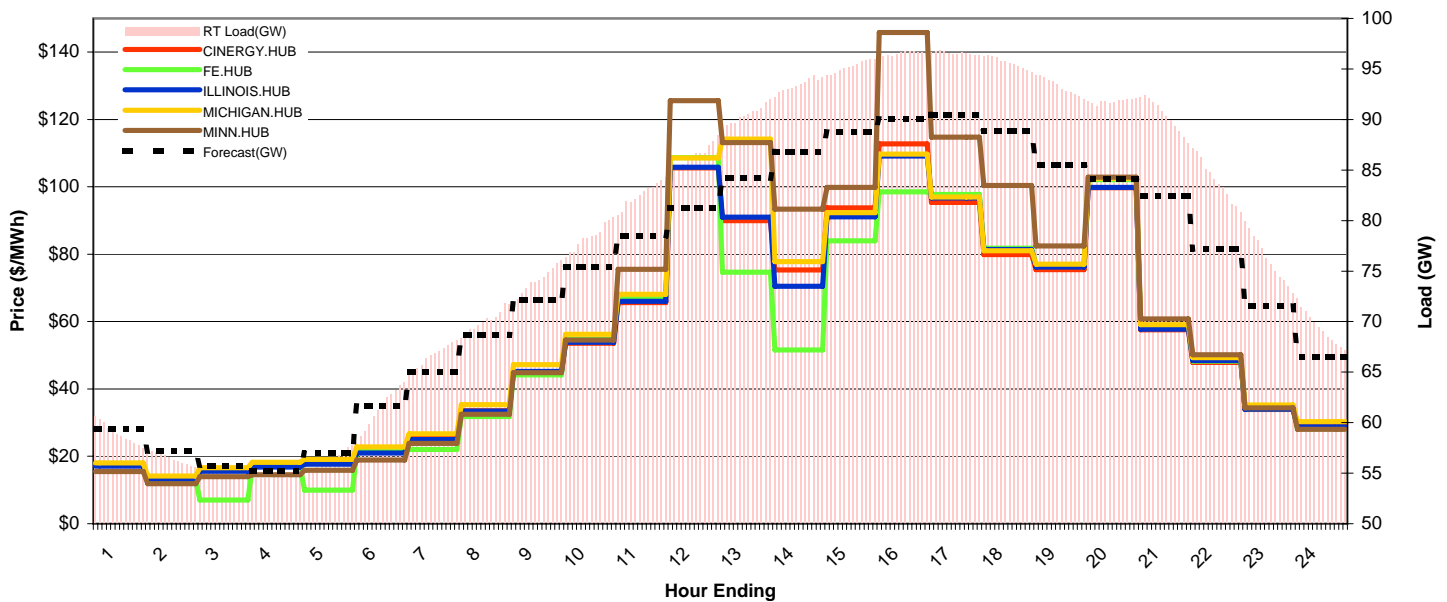
Day-Ahead Prices and Cleared Load

	HE1	HE2	HE3	HE4	HE5	HE6	HE7	HE8	HE9	HE10	HE11	HE12	HE13	HE14	HE15	HE16	HE17	HE18	HE19	HE20	HE21	HE22	HE23	HE24
CINERGY.HUB	20.82	19.96	19.40	19.28	20.82	25.42	29.30	33.92	39.53	56.72	63.86	67.68	70.20	77.35	86.75	97.66	84.94	73.32	64.01	69.64	66.10	46.13	32.47	24.58
FE.HUB	20.56	20.11	19.55	19.78	22.00	26.65	30.53	33.15	39.20	55.14	60.94	67.65	70.13	77.52	86.51	96.88	84.77	73.34	63.42	69.60	65.86	46.26	32.70	24.73
ILLINOIS.HUB	20.12	18.70	18.10	17.97	19.44	24.19	28.63	33.28	38.78	55.63	62.63	66.39	68.77	75.88	85.12	96.08	85.11	71.88	62.77	68.32	64.87	45.22	32.03	24.23
MICHIGAN.HUB	21.84	20.97	20.46	20.33	22.17	27.33	31.79	36.73	43.12	70.69	83.00	78.90	82.01	89.89	102.12	116.43	99.94	85.54	76.28	81.08	77.72	53.60	34.94	26.44
MINN.HUB	14.94	13.00	11.81	11.21	12.03	15.20	26.35	30.84	36.03	50.34	56.21	63.21	67.74	77.33	86.30	99.74	89.94	73.61	59.75	62.57	60.24	45.48	29.97	22.05
Cleared(GW)	57.7	56.2	55.1	54.8	58.3	63.7	67.1	68.8	71.1	73.7	76.5	80.2	83.4	85.4	86.3	86.7	86.9	85.8	83.3	82.8	81.7	75.0	71.4	67.1



Preliminary Real-Time Prices with Forecasted and Actual System Load

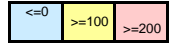
	HE1	HE2	HE3	HE4	HE5	HE6	HE7	HE8	HE9	HE10	HE11	HE12	HE13	HE14	HE15	HE16	HE17	HE18	HE19	HE20	HE21	HE22	HE23	HE24
CINERGY.HUB	17.31	13.46	15.77	17.21	18.06	21.45	25.30	33.55	45.11	53.62	65.66	105.61	89.95	75.34	93.73	112.73	95.35	79.87	75.47	99.73	57.56	47.89	33.89	28.97
FE.HUB	17.50	12.99	7.07	17.10	10.01	21.51	22.02	31.79	44.22	54.76	67.36	108.65	74.66	51.59	83.97	98.54	97.77	81.76	76.96	102.14	58.68	48.29	34.10	28.23
ILLINOIS.HUB	17.08	13.25	15.54	16.84	17.71	20.98	25.03	33.45	45.18	53.85	66.05	105.82	90.98	70.45	91.12	109.18	96.66	81.45	76.19	99.86	57.72	48.45	34.05	28.83
MICHIGAN.HUB	18.09	14.14	16.62	18.20	19.06	22.77	26.66	35.38	47.20	56.22	68.13	108.54	114.20	77.81	92.31	109.70	96.99	81.02	77.02	102.50	59.06	49.29	35.20	30.29
MINN.HUB	15.49	11.92	13.92	14.57	15.87	18.92	23.81	32.53	44.81	54.57	75.52	125.57	113.17	93.37	99.81	145.78	114.78	100.42	82.42	102.86	60.78	50.20	34.36	28.02
Forecasted(GW)	59.4	57.2	55.7	55.3	57.0	61.7	65.0	68.6	72.1	75.4	78.5	81.2	84.2	86.8	88.8	90.0	90.5	88.8	85.5	84.1	82.4	77.2	71.5	66.5
(RT) - (DA Load)	1.23	0.23	-0.11	-0.19	-2.03	-2.43	-0.57	1.23	3.00	4.63	6.12	6.25	6.99	8.02	8.93	9.85	9.63	9.82	9.96	9.02	8.75	8.94	4.84	2.26



MISO Hub Report

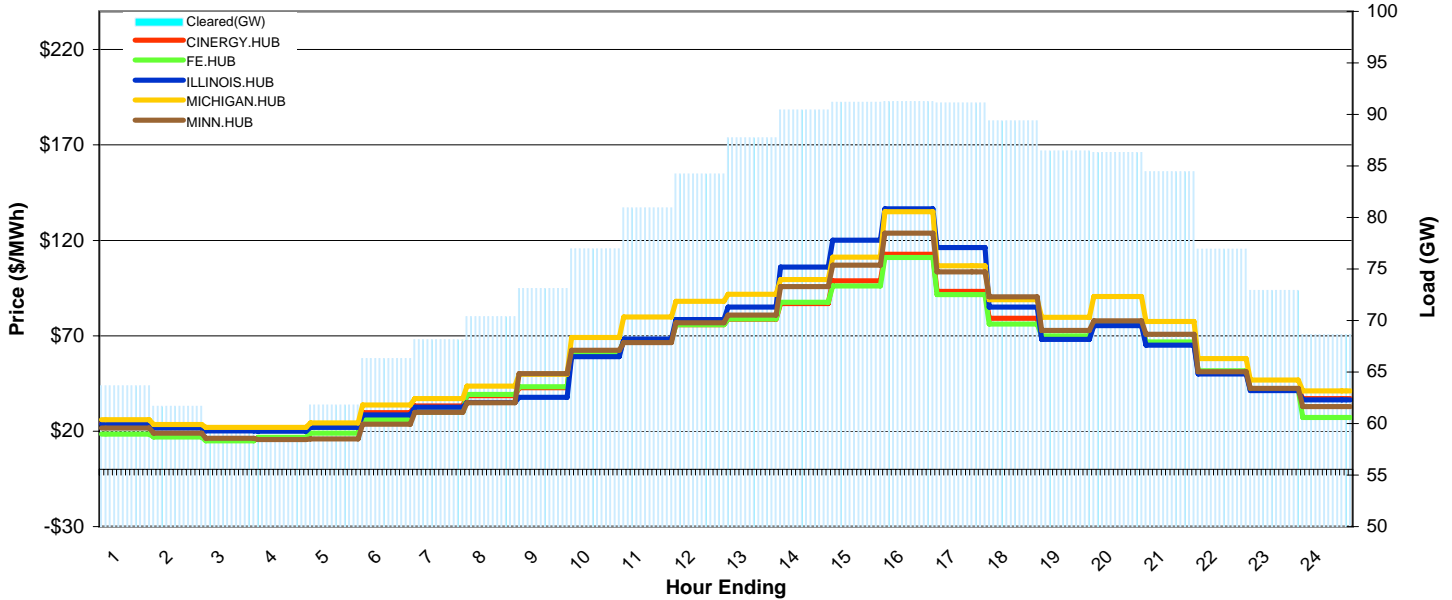
Delivery Day: Wednesday, September 5, 2007

Price Color Codes:



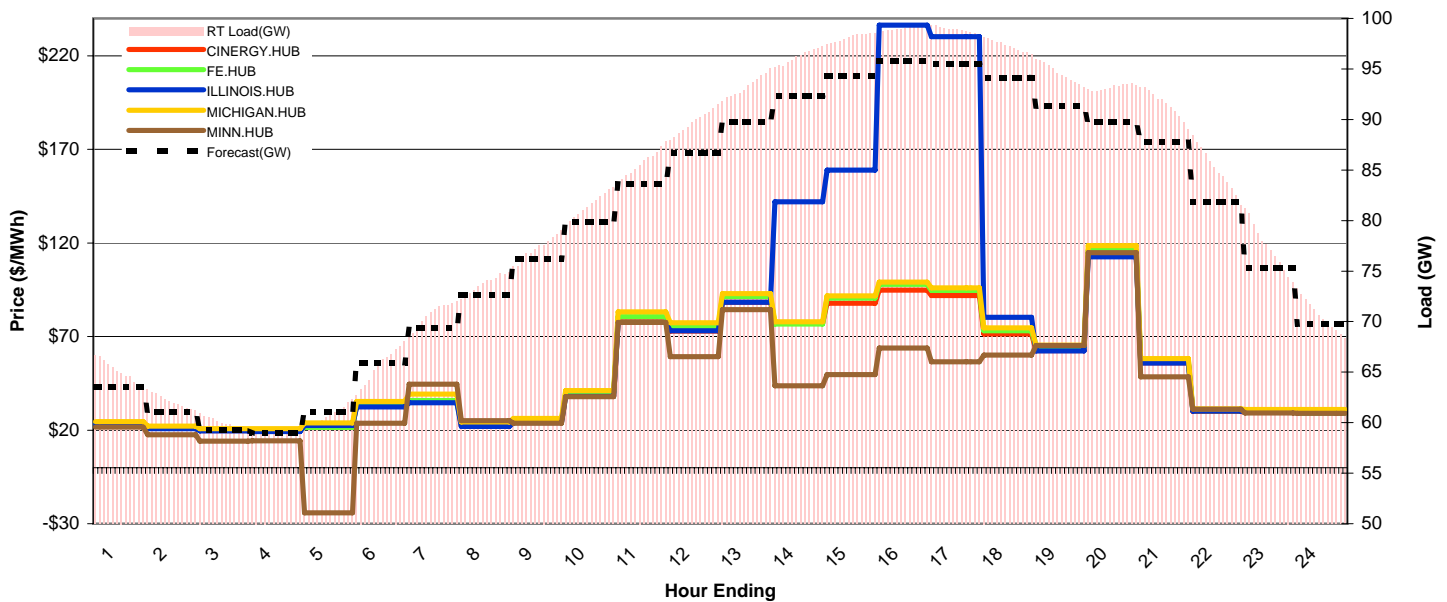
Day-Ahead Prices and Cleared Load

	HE1	HE2	HE3	HE4	HE5	HE6	HE7	HE8	HE9	HE10	HE11	HE12	HE13	HE14	HE15	HE16	HE17	HE18	HE19	HE20	HE21	HE22	HE23	HE24
CINERGY.HUB	24.19	22.02	20.76	20.63	22.91	29.69	33.19	38.58	42.82	60.40	67.85	75.76	78.67	86.83	98.72	112.77	93.26	79.19	69.53	76.82	66.44	50.99	41.90	37.09
FE.HUB	18.44	16.99	14.99	16.74	18.91	26.18	30.01	39.18	43.21	60.93	67.67	75.89	78.76	87.61	96.08	111.00	91.58	76.11	70.02	76.64	66.76	51.68	41.58	27.16
ILLINOIS.HUB	23.84	21.61	20.17	19.96	22.05	28.56	32.52	35.05	37.79	59.12	68.24	78.45	84.97	106.00	120.17	136.59	116.24	85.05	68.13	75.28	65.11	49.93	41.26	36.36
MICHIGAN.HUB	26.00	23.58	22.06	21.96	24.40	33.72	37.09	43.63	49.75	69.11	79.81	88.06	91.68	99.53	111.24	135.05	106.60	88.93	79.74	90.56	77.57	58.02	46.82	41.07
MINN.HUB	21.72	18.97	16.25	15.55	15.92	23.68	29.95	34.89	50.24	62.34	66.47	76.83	80.88	95.85	107.01	123.85	103.43	90.41	72.75	77.83	70.75	51.23	42.51	32.96
Cleared(GW)	63.7	61.7	59.3	58.6	61.8	66.3	68.1	70.4	73.1	77.0	80.9	84.2	87.7	90.4	91.2	91.2	91.1	89.4	86.4	86.3	84.5	76.9	72.9	68.6



Preliminary Real-Time Prices with Forecasted and Actual System Load

	HE1	HE2	HE3	HE4	HE5	HE6	HE7	HE8	HE9	HE10	HE11	HE12	HE13	HE14	HE15	HE16	HE17	HE18	HE19	HE20	HE21	HE22	HE23	HE24
CINERGY.HUB	23.33	21.07	19.79	19.62	22.61	32.91	35.78	22.40	24.29	38.48	77.94	72.91	88.31	77.05	87.86	94.90	91.84	71.34	62.54	113.30	55.97	30.01	29.59	29.51
FE.HUB	23.40	21.29	20.02	19.87	21.55	33.67	35.80	23.05	25.23	39.88	80.55	75.24	91.38	76.76	90.48	97.96	94.62	73.18	64.03	116.08	57.24	30.39	29.88	29.12
ILLINOIS.HUB	23.10	20.83	19.57	19.30	22.53	34.66	22.06	23.98	38.04	77.52	73.03	88.41	142.10	158.99	236.49	230.25	80.24	62.28	112.57	55.92	30.15	29.52	29.30	
MICHIGAN.HUB	24.49	22.15	20.87	20.82	23.87	35.35	39.21	24.38	26.18	41.14	83.23	77.32	93.03	77.92	91.67	99.05	95.94	74.64	65.46	118.65	58.29	31.43	31.01	31.03
MINN.HUB	21.65	17.48	14.16	14.34	-24.14	23.67	44.57	25.09	23.70	37.86	77.53	59.20	84.36	43.68	49.66	63.81	56.60	60.12	65.28	114.78	48.56	31.24	29.11	28.94
Forecasted(GW)	63.5	61.1	59.3	58.9	61.1	65.9	69.4	72.7	76.2	79.8	83.6	86.7	89.7	92.4	94.3	95.8	95.5	94.1	91.3	89.7	87.8	81.8	75.3	69.7
(RT) - (DA Load)	1.43	0.45	0.71	0.72	-1.10	-0.70	2.52	3.33	4.08	4.50	4.72	5.49	5.52	5.76	6.89	7.70	7.73	7.89	8.14	6.87	7.05	8.16	4.46	1.95



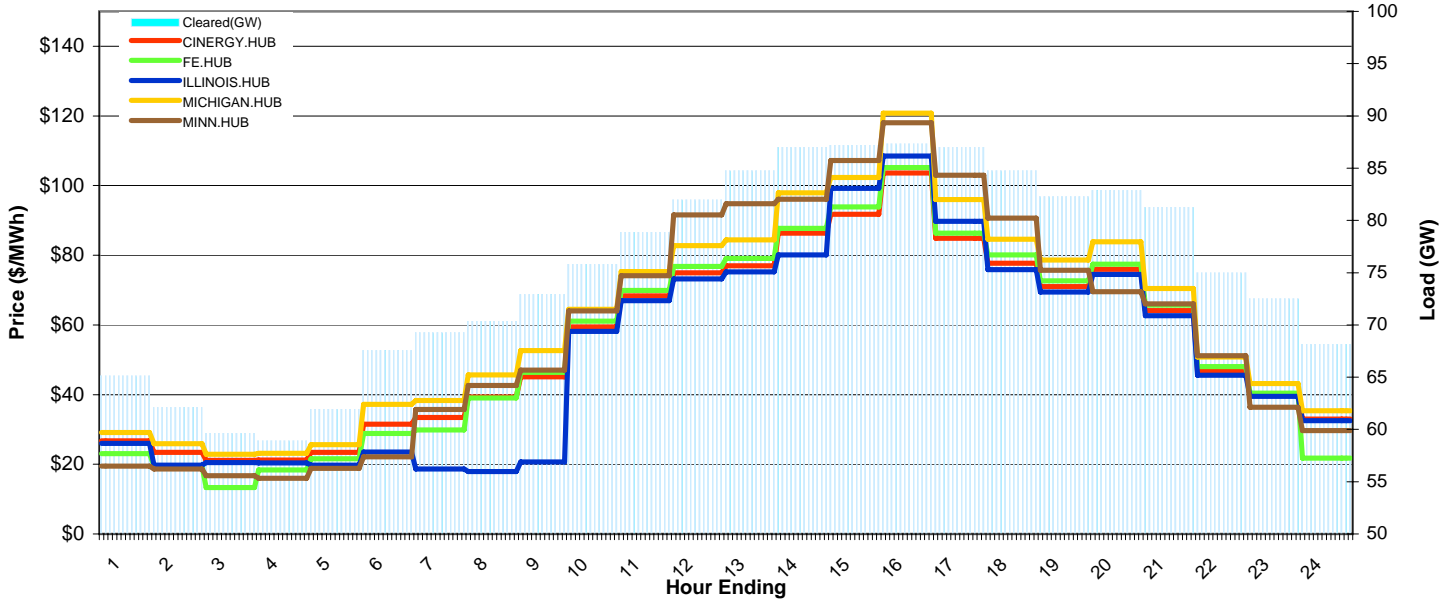
MISO Hub Report

Delivery Day: Thursday, September 6, 2007

Price Color Codes: ≤0 ≥100 ≥200

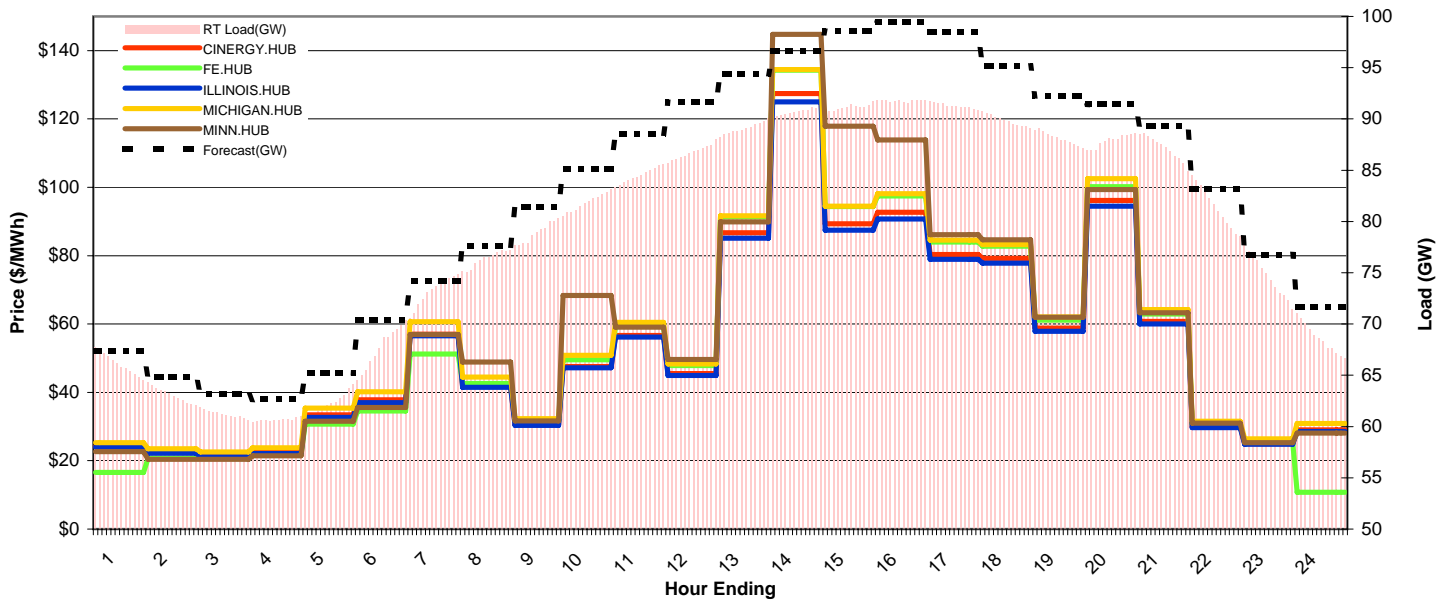
Day-Ahead Prices and Cleared Load

	HE1	HE2	HE3	HE4	HE5	HE6	HE7	HE8	HE9	HE10	HE11	HE12	HE13	HE14	HE15	HE16	HE17	HE18	HE19	HE20	HE21	HE22	HE23	HE24
CINERGY.HUB	26.73	23.42	21.14	21.23	23.38	31.49	33.39	39.27	45.10	59.40	68.37	74.98	76.98	86.36	91.77	103.58	84.86	77.75	71.05	75.92	64.08	46.69	40.15	33.01
FE.HUB	23.05	19.43	13.31	18.39	21.56	28.81	29.84	39.06	46.39	61.08	69.92	76.83	79.12	87.74	93.86	105.22	86.31	80.11	72.67	77.41	65.64	48.08	40.40	21.80
ILLINOIS.HUB	26.01	19.79	20.44	20.35	19.78	23.56	18.66	17.94	20.63	58.16	66.97	73.21	75.19	80.11	99.19	108.47	89.74	75.84	69.40	74.49	62.69	45.56	39.53	32.54
MICHIGAN.HUB	29.16	25.86	22.90	23.13	25.66	37.18	38.34	45.62	52.63	64.47	75.30	82.80	84.45	97.92	102.30	120.78	95.98	84.62	78.62	83.85	70.43	50.78	43.20	35.40
MINN.HUB	19.44	18.63	16.75	15.94	18.87	22.17	35.69	42.63	47.02	64.02	74.16	91.62	94.79	96.06	107.23	118.00	103.00	90.70	75.65	69.53	66.04	51.15	36.33	29.66
Cleared(GW)	65.1	62.1	59.6	58.9	61.9	67.6	69.3	70.3	72.9	75.8	78.8	82.0	84.8	87.0	87.2	87.3	87.0	84.7	82.3	82.8	81.3	75.0	72.5	68.2



Preliminary Real-Time Prices with Forecasted and Actual System Load

	HE1	HE2	HE3	HE4	HE5	HE6	HE7	HE8	HE9	HE10	HE11	HE12	HE13	HE14	HE15	HE16	HE17	HE18	HE19	HE20	HE21	HE22	HE23	HE24
CINERGY.HUB	24.15	22.36	21.39	22.48	33.44	37.80	57.05	41.76	30.52	47.61	56.66	45.54	86.72	127.39	89.30	92.71	80.32	79.17	58.81	96.16	60.77	29.93	25.03	29.01
FE.HUB	16.61	20.65	20.69	21.63	30.69	34.56	51.21	42.62	31.47	49.54	59.25	47.86	91.38	134.24	94.39	97.44	83.96	82.74	61.16	100.18	62.96	30.65	25.55	10.81
ILLINOIS.HUB	23.99	22.17	21.18	22.10	32.70	36.99	56.53	41.48	30.33	47.20	56.18	44.95	85.12	125.00	87.47	90.75	78.95	77.83	57.84	94.50	60.01	29.71	24.85	28.57
MICHIGAN.HUB	25.31	23.53	22.58	23.74	35.36	40.20	60.72	44.44	32.33	50.80	60.51	48.36	91.68	134.49	94.49	98.13	84.56	83.24	62.05	102.50	64.27	31.55	26.38	30.86
MINN.HUB	22.70	20.39	20.43	21.43	31.57	35.58	56.92	48.90	31.61	68.37	59.05	49.65	89.89	144.79	117.92	113.82	86.12	84.67	61.99	99.32	63.33	31.01	25.25	28.11
Forecasted(GW)	67.4	64.9	63.2	62.6	65.2	70.4	74.2	77.6	81.4	85.1	88.6	91.7	94.4	96.7	98.6	99.5	98.5	95.2	92.2	91.4	89.3	83.1	76.8	71.6
(RT) - (DA Load)	0.96	0.98	1.57	1.71	0.35	0.12	3.95	5.96	5.97	6.05	5.63	4.75	4.30	3.68	3.94	4.39	4.29	5.10	5.83	4.99	5.89	6.39	2.11	0.39



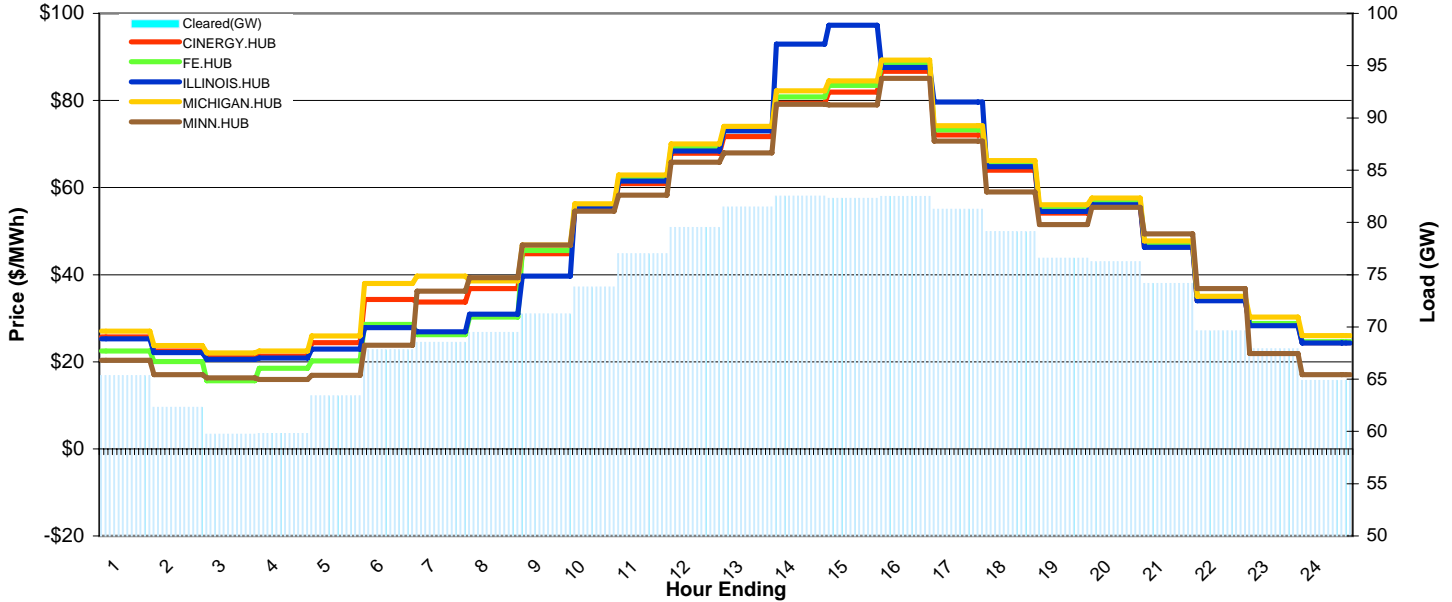
MISO Hub Report

Delivery Day: Friday, September 7, 2007

Price Color Codes: ≤0 >=100 >=200

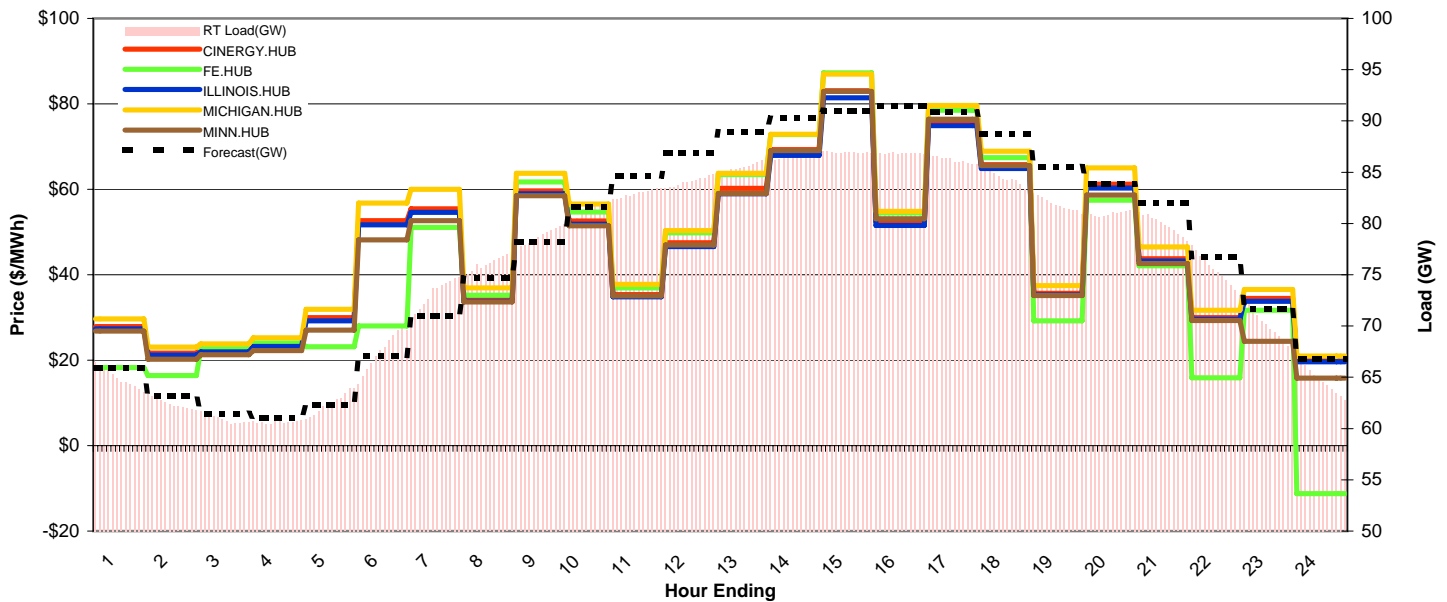
Day-Ahead Prices and Cleared Load

	HE1	HE2	HE3	HE4	HE5	HE6	HE7	HE8	HE9	HE10	HE11	HE12	HE13	HE14	HE15	HE16	HE17	HE18	HE19	HE20	HE21	HE22	HE23	HE24
CINERGY.HUB	25.68	22.47	20.95	21.30	24.39	34.32	33.73	36.78	44.79	54.72	60.90	67.86	71.74	79.32	81.94	86.72	72.09	64.02	54.12	55.92	46.39	34.06	28.55	24.42
FE.HUB	22.50	20.05	15.63	18.50	20.17	28.57	26.22	30.30	45.58	55.77	61.99	69.14	73.07	80.84	83.47	88.34	73.26	65.12	55.06	56.94	47.35	34.74	28.81	24.60
ILLINOIS.HUB	25.29	22.14	20.53	20.87	22.88	27.86	26.88	30.90	39.69	55.15	61.52	68.41	73.03	92.96	97.28	87.56	79.68	64.77	54.48	56.09	46.30	34.01	28.29	24.31
MICHIGAN.HUB	27.06	23.73	22.06	22.46	25.95	38.00	39.65	38.60	46.78	56.31	62.86	70.02	74.03	82.21	84.49	89.30	74.22	66.22	56.09	57.61	47.78	35.06	30.27	25.98
MINN.HUB	20.35	17.04	16.31	15.94	16.86	23.82	36.20	39.28	46.78	54.61	58.28	65.86	67.95	79.10	78.95	85.06	70.71	58.98	51.50	55.50	49.39	36.80	21.88	17.07
Cleared(GW)	65.3	62.3	59.8	59.8	63.4	67.8	68.5	69.5	71.3	73.8	77.0	79.5	81.5	82.5	82.3	82.5	81.3	79.1	76.6	76.3	74.2	69.6	67.9	64.9



Preliminary Real-Time Prices with Forecasted and Actual System Load

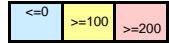
	HE1	HE2	HE3	HE4	HE5	HE6	HE7	HE8	HE9	HE10	HE11	HE12	HE13	HE14	HE15	HE16	HE17	HE18	HE19	HE20	HE21	HE22	HE23	HE24
CINERGY.HUB	27.84	21.63	22.33	23.73	29.96	52.68	55.44	34.19	59.60	52.57	35.35	47.50	60.23	69.29	83.10	52.35	76.01	65.77	35.69	61.19	43.74	30.00	34.47	20.03
FE.HUB	18.29	16.37	22.71	24.05	23.16	28.01	51.12	35.21	61.74	54.67	36.93	49.80	63.44	72.84	87.26	54.48	78.48	67.44	29.19	57.44	42.12	15.87	31.72	-11.26
ILLINOIS.HUB	27.35	21.23	21.96	23.23	29.22	51.67	54.63	33.79	58.93	51.80	34.85	46.57	58.92	67.97	81.44	51.57	74.90	64.86	35.27	60.29	43.22	29.62	33.77	19.61
MICHIGAN.HUB	29.63	23.05	23.81	25.28	31.88	56.76	60.01	36.94	63.74	56.55	37.78	50.31	63.75	72.85	86.97	54.82	79.61	68.88	37.47	65.03	46.51	31.72	36.52	20.99
MINN.HUB	26.80	20.19	21.30	22.24	27.05	48.13	52.65	33.65	58.52	51.49	35.05	46.95	59.02	69.08	82.90	53.08	76.44	65.53	35.11	58.64	42.65	29.27	24.44	15.80
Forecasted(GW)	65.9	63.2	61.4	61.0	62.3	67.1	71.0	74.6	78.2	81.6	84.6	86.9	88.9	90.3	91.0	91.4	90.9	88.7	85.5	83.9	82.0	76.8	71.7	66.7
(RT) - (DA Load)	-0.37	0.13	1.20	0.83	-0.94	-0.24	4.57	6.64	7.51	7.47	5.91	4.58	3.99	4.12	4.64	4.35	4.96	5.36	5.31	4.70	5.72	5.80	2.13	-0.08



MISO Hub Report

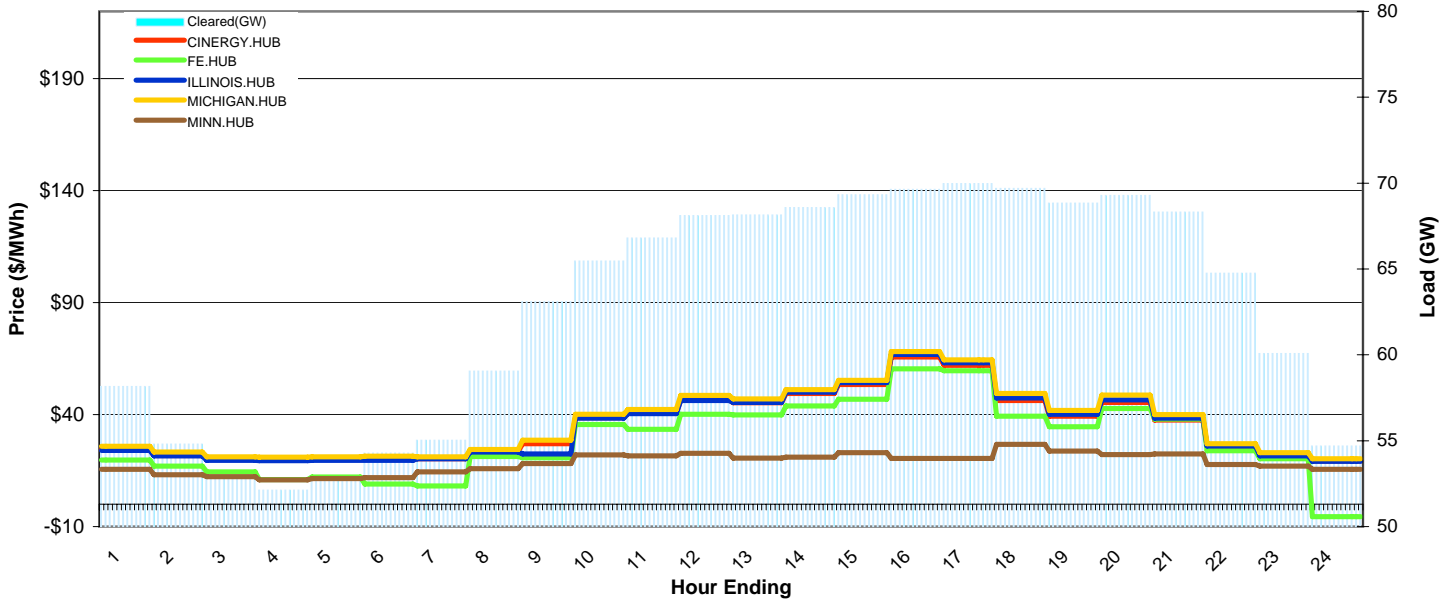
Delivery Day: Saturday, September 8, 2007

Price Color Codes:



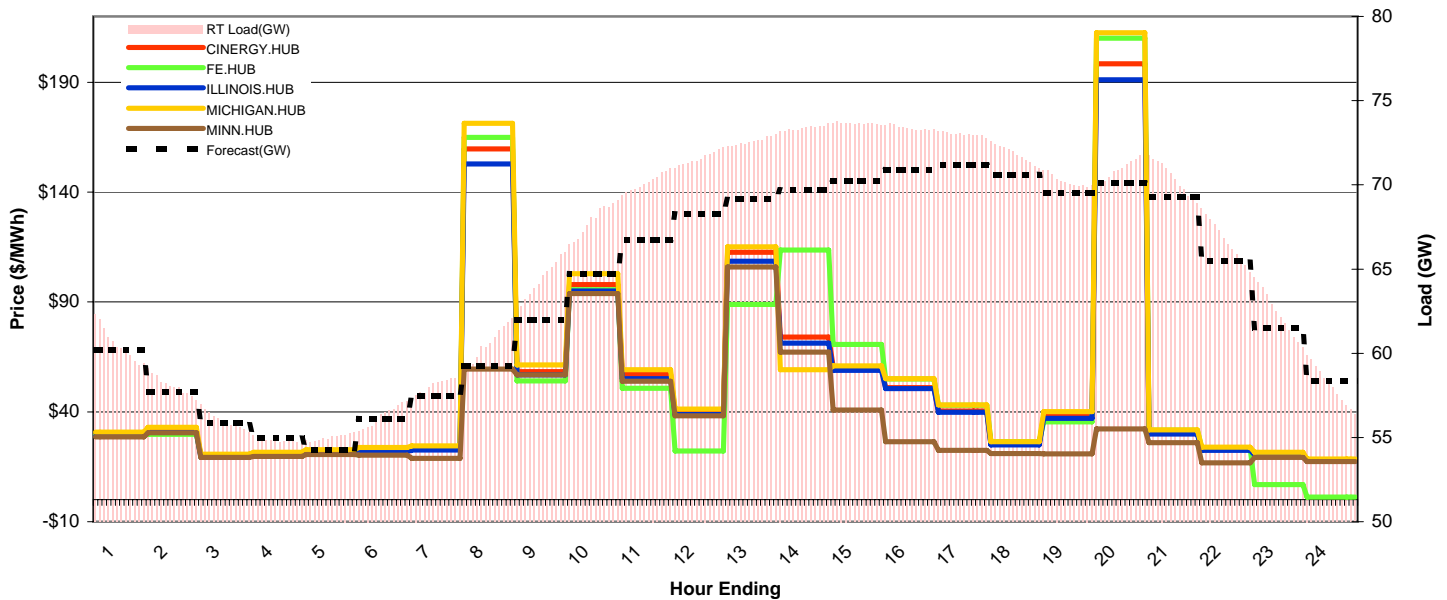
Day-Ahead Prices and Cleared Load

	HE1	HE2	HE3	HE4	HE5	HE6	HE7	HE8	HE9	HE10	HE11	HE12	HE13	HE14	HE15	HE16	HE17	HE18	HE19	HE20	HE21	HE22	HE23	HE24
CINERGY.HUB	24.43	21.76	20.00	19.79	19.96	20.04	20.34	23.57	27.03	38.56	40.58	46.54	45.25	49.39	53.50	65.75	62.04	46.23	39.29	45.46	37.63	25.60	21.81	19.32
FE.HUB	19.71	17.03	14.47	11.03	12.20	9.00	8.19	21.31	20.69	35.56	33.36	40.11	39.85	43.86	46.81	60.49	59.61	39.30	34.52	42.73	38.07	23.81	20.25	-5.55
ILLINOIS.HUB	24.02	21.54	19.61	19.39	19.53	19.63	20.26	23.32	22.42	38.38	40.38	46.30	45.46	50.00	54.27	66.81	63.12	47.37	40.16	46.62	38.46	26.05	21.63	19.17
MICHIGAN.HUB	25.79	23.26	21.16	21.04	21.19	21.39	21.15	24.41	28.63	40.14	42.29	48.53	47.02	51.08	55.28	68.13	64.45	49.40	41.82	48.69	40.04	27.02	22.96	20.23
MINN.HUB	15.52	13.14	12.24	10.80	11.38	11.90	14.45	15.89	18.17	21.95	21.58	22.77	20.51	20.95	23.00	20.46	20.40	26.73	23.71	22.09	22.39	17.65	17.01	15.53
Cleared(GW)	58.2	54.8	52.8	52.1	52.7	54.3	55.0	59.1	63.1	65.5	66.8	68.1	68.2	68.6	69.3	69.6	70.0	69.7	68.8	69.3	68.3	64.8	60.1	54.7



Preliminary Real-Time Prices with Forecasted and Actual System Load

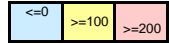
	HE1	HE2	HE3	HE4	HE5	HE6	HE7	HE8	HE9	HE10	HE11	HE12	HE13	HE14	HE15	HE16	HE17	HE18	HE19	HE20	HE21	HE22	HE23	HE24
CINERGY.HUB	29.60	31.57	19.95	20.73	21.81	22.63	23.38	159.68	58.28	97.90	57.05	40.32	112.64	74.06	60.50	51.09	40.33	25.43	38.26	198.41	30.51	22.99	20.88	17.93
FE.HUB	29.51	29.72	20.45	21.21	22.35	23.19	23.85	165.00	54.12	95.65	50.72	22.25	88.85	113.72	70.67	54.93	43.00	26.48	35.41	210.06	31.67	23.56	6.91	1.15
ILLINOIS.HUB	28.87	30.64	19.38	20.07	21.09	21.88	22.56	152.83	56.87	95.01	55.15	38.76	108.56	71.34	58.86	50.54	39.84	24.92	37.11	191.18	29.84	22.46	20.47	17.55
MICHIGAN.HUB	30.77	32.97	20.79	21.63	22.81	23.75	24.59	171.29	61.37	102.87	59.24	41.21	115.12	59.14	60.95	55.04	43.12	26.38	40.15	212.55	31.81	23.97	21.60	18.52
MINN.HUB	28.66	30.52	19.31	19.74	20.65	20.29	18.85	59.46	56.91	93.79	54.00	38.23	105.88	67.14	40.82	26.43	22.45	20.99	20.93	32.21	26.05	16.86	19.21	17.38
Forecasted(GW)	60.2	57.7	55.9	55.0	54.3	56.1	57.5	59.2	62.0	64.7	66.7	68.3	69.1	69.7	70.2	70.9	71.2	70.6	69.5	70.1	69.3	65.5	61.5	58.4
(RT) - (DA Load)	2.35	3.26	3.20	2.73	2.25	2.01	3.04	1.44	1.21	2.41	3.31	3.44	4.42	4.78	4.32	3.74	3.01	2.13	1.38	1.61	2.08	1.97	2.31	3.39



MISO Hub Report

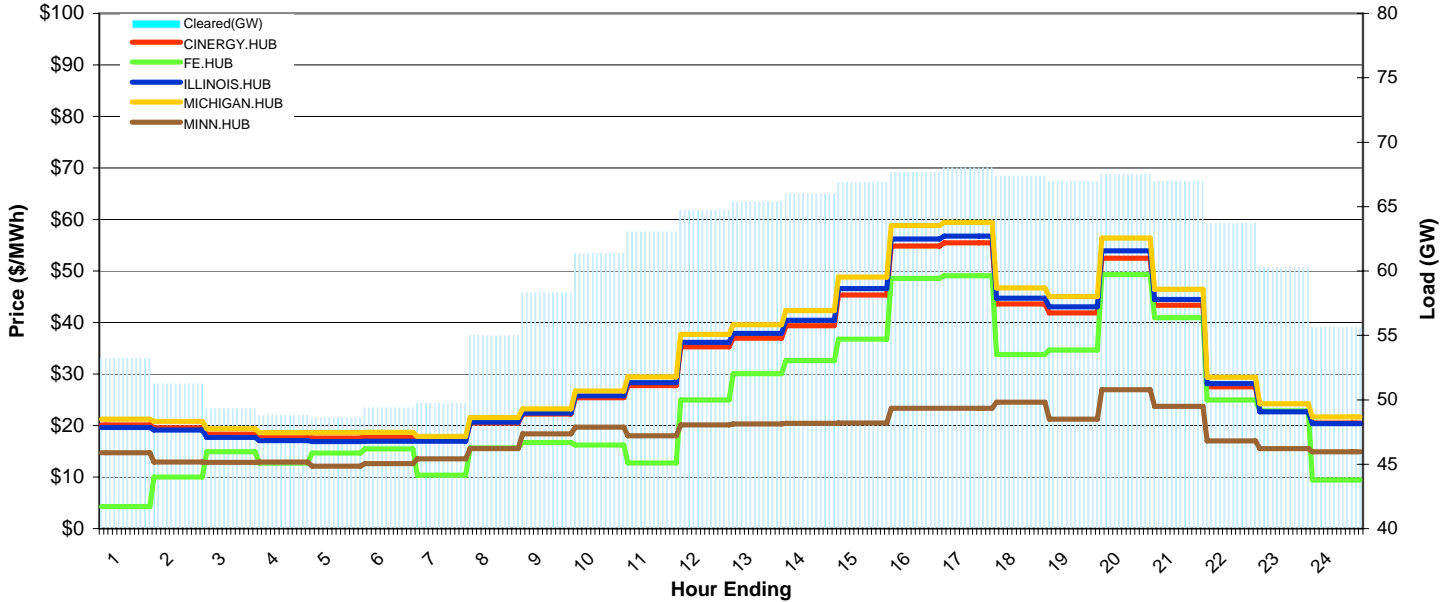
Delivery Day: Sunday, September 9, 2007

Price Color Codes:



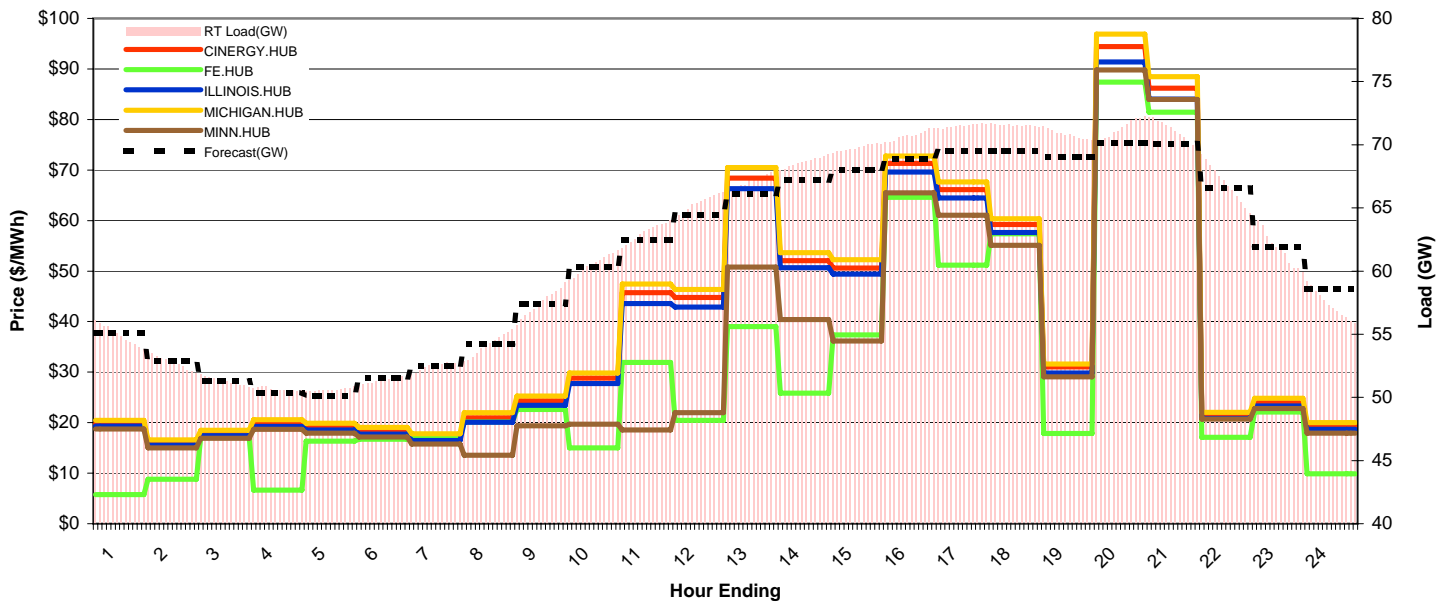
Day-Ahead Prices and Cleared Load

	HE1	HE2	HE3	HE4	HE5	HE6	HE7	HE8	HE9	HE10	HE11	HE12	HE13	HE14	HE15	HE16	HE17	HE18	HE19	HE20	HE21	HE22	HE23	HE24
CINERGY.HUB	20.12	19.58	18.31	17.67	17.59	17.73	17.09	20.51	22.25	25.43	27.75	35.29	36.96	39.40	45.32	54.85	55.45	43.60	41.88	52.48	43.36	27.51	22.71	20.47
FE.HUB	4.31	10.01	14.92	12.76	14.66	15.48	10.35	15.68	16.71	16.22	12.71	24.94	30.07	32.63	36.74	48.60	49.04	33.80	34.65	49.34	40.91	24.96	22.88	9.43
ILLINOIS.HUB	19.65	19.16	17.69	17.08	16.92	16.93	16.96	20.67	22.43	25.80	28.32	36.12	37.88	40.43	46.61	56.19	56.80	44.71	43.02	53.89	44.47	28.16	22.68	20.40
MICHIGAN.HUB	21.22	20.80	19.36	18.64	18.61	18.71	17.86	21.56	23.26	26.72	29.46	37.70	39.57	42.28	48.85	58.81	59.47	46.70	45.03	56.40	46.49	29.36	24.21	21.68
MINN.HUB	14.72	12.91	12.87	12.89	12.14	12.59	13.57	15.55	18.41	19.72	18.00	20.12	20.31	20.41	20.47	23.36	23.36	24.52	21.22	26.93	23.73	17.00	15.52	14.88
Cleared(GW)	53.2	51.2	49.3	48.8	48.6	49.4	49.7	55.0	58.3	61.4	63.0	64.7	65.4	66.0	66.9	67.7	68.0	67.4	66.9	67.5	67.0	63.7	60.3	55.6



Preliminary Real-Time Prices with Forecasted and Actual System Load

	HE1	HE2	HE3	HE4	HE5	HE6	HE7	HE8	HE9	HE10	HE11	HE12	HE13	HE14	HE15	HE16	HE17	HE18	HE19	HE20	HE21	HE22	HE23	HE24
CINERGY.HUB	19.82	16.01	17.87	19.85	19.18	18.33	17.05	20.98	24.29	28.80	45.73	44.78	68.38	52.07	50.60	71.29	66.11	59.21	31.03	94.41	86.21	21.40	24.04	19.39
FE.HUB	5.79	8.81	17.29	6.64	16.37	16.73	17.42	20.12	22.61	14.98	31.90	20.45	38.99	25.87	37.35	64.61	51.19	57.39	17.86	87.39	81.43	17.13	22.08	9.87
ILLINOIS.HUB	19.31	15.55	17.39	19.28	18.54	17.72	16.44	20.10	23.46	27.74	43.58	42.87	66.28	50.69	49.37	69.62	64.49	57.66	29.81	91.39	84.03	20.83	23.28	18.68
MICHIGAN.HUB	20.48	16.57	18.51	20.58	19.88	19.04	17.78	21.97	25.28	29.82	47.46	46.37	70.51	53.61	52.22	72.77	67.64	60.38	31.62	96.90	88.47	22.07	24.82	20.03
MINN.HUB	18.74	15.04	16.90	18.70	17.90	17.16	15.75	13.56	19.36	19.69	18.53	21.98	50.77	40.39	36.17	65.50	61.06	55.07	29.07	89.82	84.00	20.71	22.82	17.91
Forecasted(GW)	55.1	52.8	51.3	50.4	50.1	51.5	52.5	54.2	57.4	60.3	62.5	64.5	66.1	67.2	68.0	68.9	69.5	69.5	69.0	70.1	70.1	66.6	61.9	58.6
(RT) - (DA Load)	1.75	1.54	2.00	1.88	2.01	1.99	2.72	-0.83	-0.84	-0.83	0.03	0.68	1.79	2.65	2.85	3.07	3.49	4.17	3.87	3.81	4.14	3.20	1.63	1.72



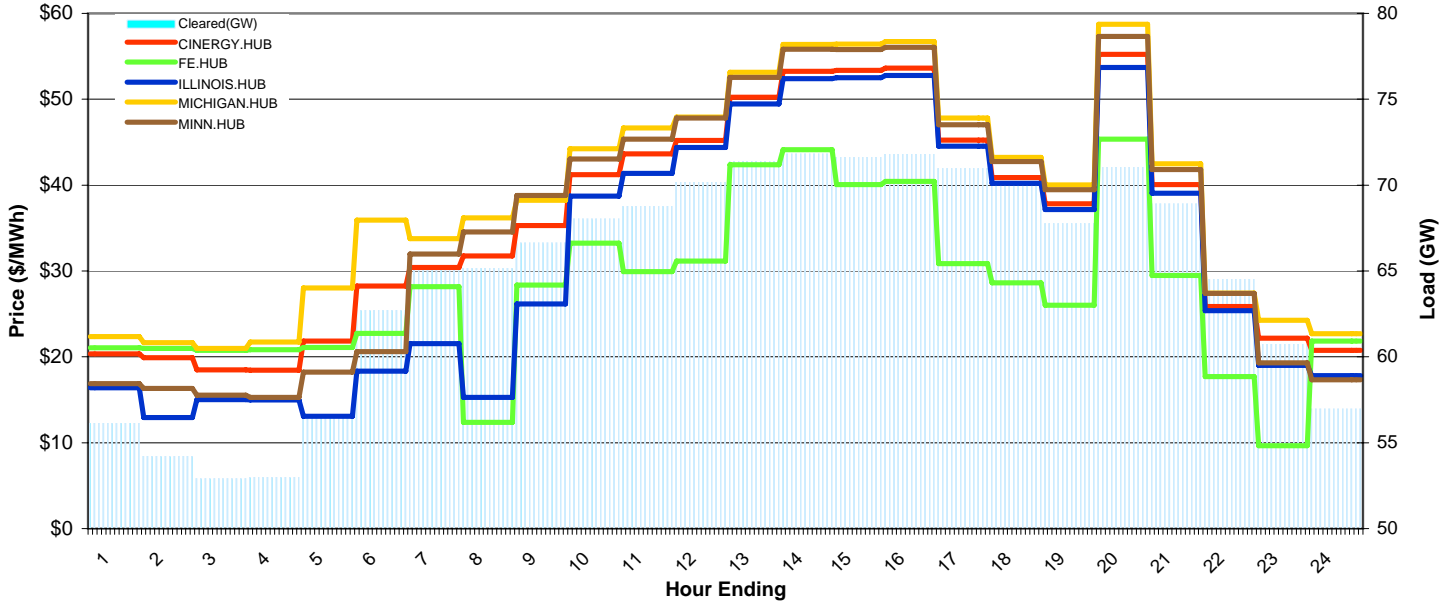
MISO Hub Report

Delivery Day: Tuesday, September 11, 2007

Price Color Codes: <=0 >=100 >=200

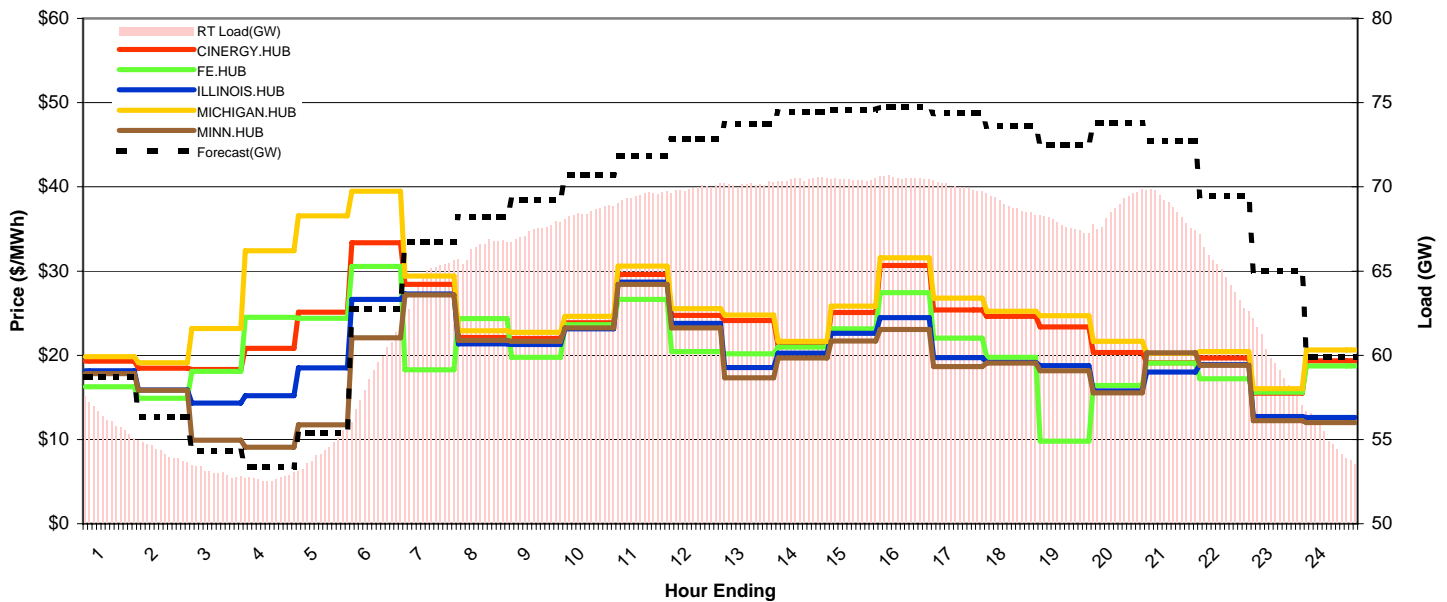
Day-Ahead Prices and Cleared Load

	HE1	HE2	HE3	HE4	HE5	HE6	HE7	HE8	HE9	HE10	HE11	HE12	HE13	HE14	HE15	HE16	HE17	HE18	HE19	HE20	HE21	HE22	HE23	HE24
CINERGY.HUB	20.35	19.89	18.50	18.43	21.84	28.24	30.40	31.75	35.29	41.23	43.64	45.22	50.24	53.27	53.35	53.62	45.24	40.87	37.84	55.22	40.05	25.85	22.18	20.75
FE.HUB	21.06	20.99	20.77	20.82	21.08	22.75	28.16	12.37	28.36	33.26	29.94	31.14	42.37	44.13	40.06	40.42	30.85	28.61	26.01	45.36	29.47	17.70	9.67	21.85
ILLINOIS.HUB	16.41	12.92	15.01	14.97	13.07	18.33	21.55	15.28	26.15	38.71	41.37	44.40	49.44	52.41	52.50	52.76	44.52	40.22	37.15	53.72	39.05	25.37	19.00	17.81
MICHIGAN.HUB	22.36	21.66	21.00	21.71	28.04	35.94	33.77	36.18	38.22	44.23	46.64	47.91	53.16	56.38	56.42	56.71	47.83	43.22	40.04	58.75	42.50	27.42	24.27	22.71
MINN.HUB	16.89	16.32	15.55	15.28	18.21	20.61	31.98	34.53	38.78	43.03	45.34	47.82	52.55	55.84	55.78	56.06	47.04	42.73	39.47	57.31	41.82	27.39	19.30	17.33
Cleared(GW)	56.1	54.2	52.9	53.0	56.7	62.7	65.1	65.2	66.6	68.0	68.8	70.2	71.4	71.8	71.6	71.8	71.0	70.0	67.7	71.1	68.9	64.5	60.7	57.0



Preliminary Real-Time Prices with Forecasted and Actual System Load

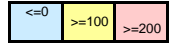
	HE1	HE2	HE3	HE4	HE5	HE6	HE7	HE8	HE9	HE10	HE11	HE12	HE13	HE14	HE15	HE16	HE17	HE18	HE19	HE20	HE21	HE22	HE23	HE24
CINERGY.HUB	19.30	18.45	18.30	20.81	25.11	33.36	28.44	22.10	21.99	23.86	29.61	24.74	24.14	21.10	25.08	30.65	25.39	24.64	23.37	20.32	19.13	19.70	15.51	19.33
FE.HUB	16.26	14.90	18.09	24.50	24.39	30.55	18.28	24.36	19.75	23.63	26.64	20.44	20.17	20.99	23.13	27.44	22.03	19.76	9.82	16.41	19.06	17.23	15.63	18.73
ILLINOIS.HUB	18.15	15.89	14.32	15.21	18.50	26.64	27.30	21.37	21.28	23.13	28.69	23.79	18.53	20.26	22.60	24.46	19.74	19.16	18.77	15.78	18.01	18.88	12.73	12.61
MICHIGAN.HUB	19.85	19.10	23.19	32.43	36.55	39.47	29.43	22.92	22.73	24.62	30.58	25.55	24.78	21.66	25.84	31.57	26.78	25.24	24.71	21.65	20.21	20.46	16.03	20.63
MINN.HUB	17.83	15.86	9.91	9.10	11.73	22.08	27.18	21.78	21.66	23.25	28.44	23.24	17.34	19.69	21.69	23.06	18.67	19.06	18.15	15.55	20.31	18.80	12.22	11.99
Forecasted(GW)	58.7	56.3	54.3	53.4	55.4	62.8	66.7	68.2	69.2	70.7	71.9	72.9	73.8	74.4	74.6	74.7	74.4	73.6	72.5	73.8	72.7	69.5	65.0	59.9
(RT) - (DA Load)	0.07	0.06	0.14	-0.28	-2.35	-3.57	-0.59	1.22	0.75	0.49	0.72	-0.25	-1.22	-1.36	-1.17	-1.25	-0.94	-1.06	0.00	-2.29	-0.11	0.20	-1.30	-1.96



MISO Hub Report

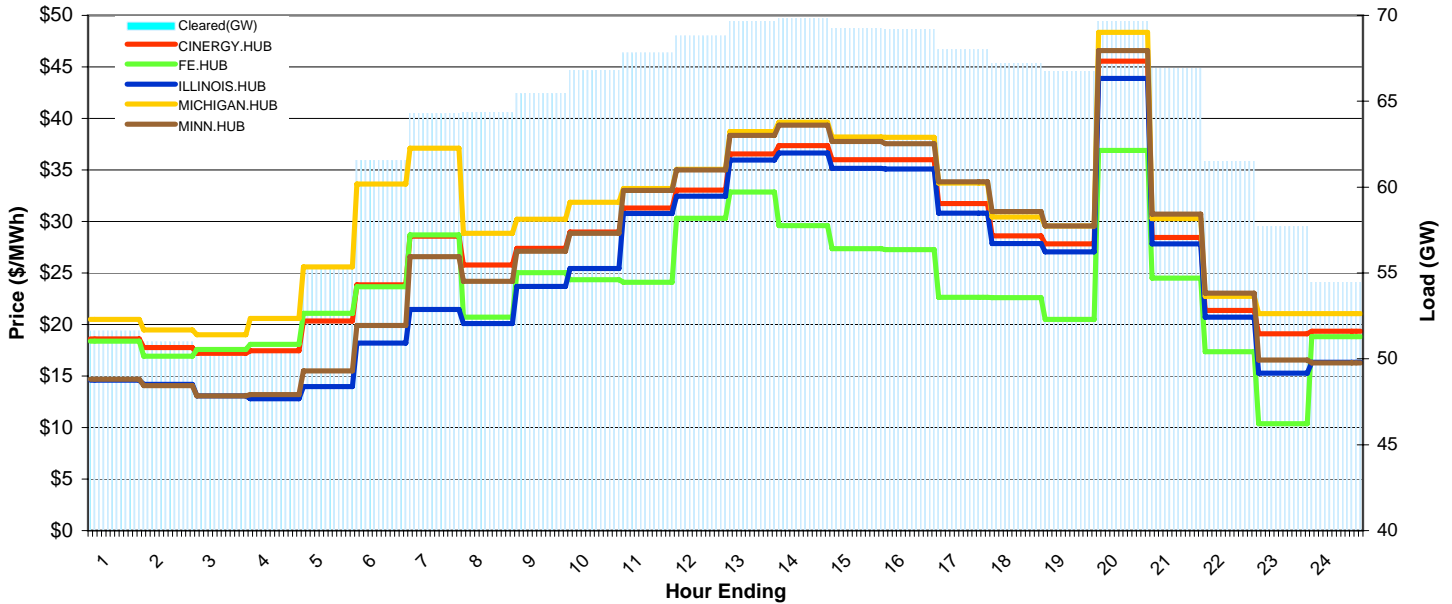
Delivery Day: Wednesday, September 12, 2007

Price Color Codes:



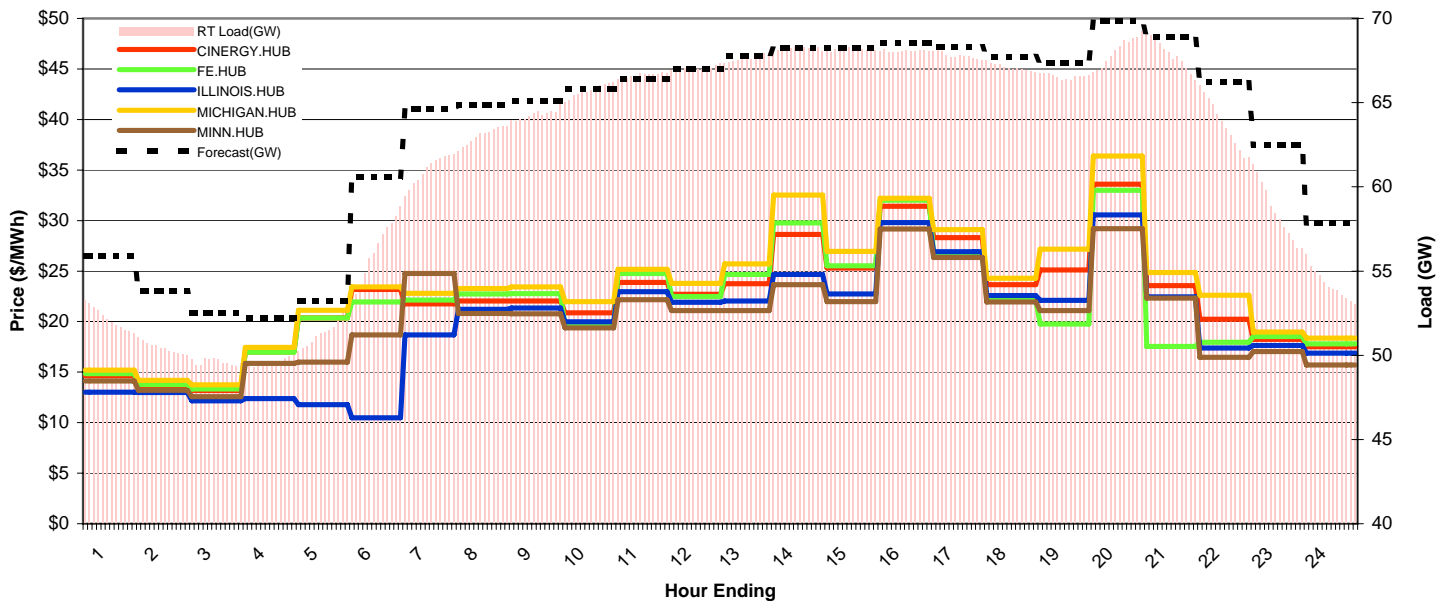
Day-Ahead Prices and Cleared Load

	HE1	HE2	HE3	HE4	HE5	HE6	HE7	HE8	HE9	HE10	HE11	HE12	HE13	HE14	HE15	HE16	HE17	HE18	HE19	HE20	HE21	HE22	HE23	HE24
CINERGY.HUB	18.59	17.77	17.21	17.46	20.34	23.84	28.57	25.77	27.38	28.97	31.31	33.03	36.54	37.37	36.00	36.00	31.74	28.60	27.84	45.56	28.45	21.36	19.09	19.35
FE.HUB	18.38	16.91	17.57	18.08	21.10	23.67	28.69	20.70	25.04	24.36	24.10	30.30	32.87	29.60	27.35	27.26	22.64	22.62	20.49	36.88	24.50	17.36	10.36	18.81
ILLINOIS.HUB	14.60	14.19	13.09	12.80	13.97	18.21	21.45	20.10	23.69	25.43	30.77	32.44	35.95	36.65	35.16	35.10	30.80	27.87	27.04	43.89	27.84	20.71	15.27	16.34
MICHIGAN.HUB	20.50	19.47	19.01	20.60	25.59	33.63	37.11	28.86	30.22	31.86	33.19	35.06	38.73	39.64	38.19	38.16	33.74	30.44	29.56	48.35	30.27	22.72	21.06	21.05
MINN.HUB	14.69	14.08	13.07	13.19	15.51	19.90	26.59	24.19	27.11	28.86	33.00	35.00	38.35	39.34	37.77	37.55	33.86	30.96	29.57	46.57	30.71	23.04	16.55	16.28
Cleared(GW)	51.6	51.0	50.1	50.5	55.4	61.6	64.3	64.4	65.5	66.8	67.8	68.8	69.6	69.8	69.2	68.0	67.2	66.7	69.7	66.9	61.5	57.7	54.5	



Preliminary Real-Time Prices with Forecasted and Actual System Load

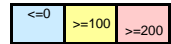
	HE1	HE2	HE3	HE4	HE5	HE6	HE7	HE8	HE9	HE10	HE11	HE12	HE13	HE14	HE15	HE16	HE17	HE18	HE19	HE20	HE21	HE22	HE23	HE24
CINERGY.HUB	14.63	13.60	13.17	17.00	20.37	23.18	21.74	22.03	22.04	20.88	23.89	22.71	23.75	28.61	25.31	31.41	28.31	23.65	25.11	33.60	23.55	20.22	18.23	17.51
FE.HUB	14.84	13.78	13.33	16.98	20.37	21.93	22.13	22.73	22.76	19.53	24.76	22.47	24.68	29.75	25.52	32.00	26.77	22.21	19.77	33.01	17.55	17.94	18.53	17.79
ILLINOIS.HUB	13.00	12.98	12.17	12.37	11.79	10.47	18.68	21.21	21.34	19.99	22.97	21.91	22.05	24.68	22.75	29.80	26.91	22.57	22.09	30.55	22.46	17.40	17.64	16.87
MICHIGAN.HUB	15.21	14.18	13.74	17.44	21.13	23.42	22.81	23.28	23.44	21.98	25.18	23.77	25.71	32.52	26.94	32.19	29.11	24.30	27.18	36.38	24.85	22.62	18.98	18.37
MINN.HUB	14.12	13.22	12.58	15.86	16.00	18.68	24.75	20.82	20.76	19.39	22.18	21.10	21.10	23.64	21.98	29.17	26.36	21.93	21.09	29.21	22.32	16.47	17.03	15.72
Forecasted(GW)	55.9	53.8	52.5	52.2	53.2	60.6	64.6	64.9	65.1	65.8	66.4	67.0	67.8	68.2	68.3	68.6	68.3	67.7	67.4	69.8	68.9	66.2	62.5	57.8
(RT) - (DA Load)	0.54	-0.54	-0.54	-0.87	-4.00	-5.42	-3.30	-1.34	-1.15	-1.10	-1.19	-1.79	-2.03	-1.60	-1.08	-1.11	-0.20	-0.13	-0.17	-1.60	0.98	2.22	0.80	-0.25



MISO Hub Report

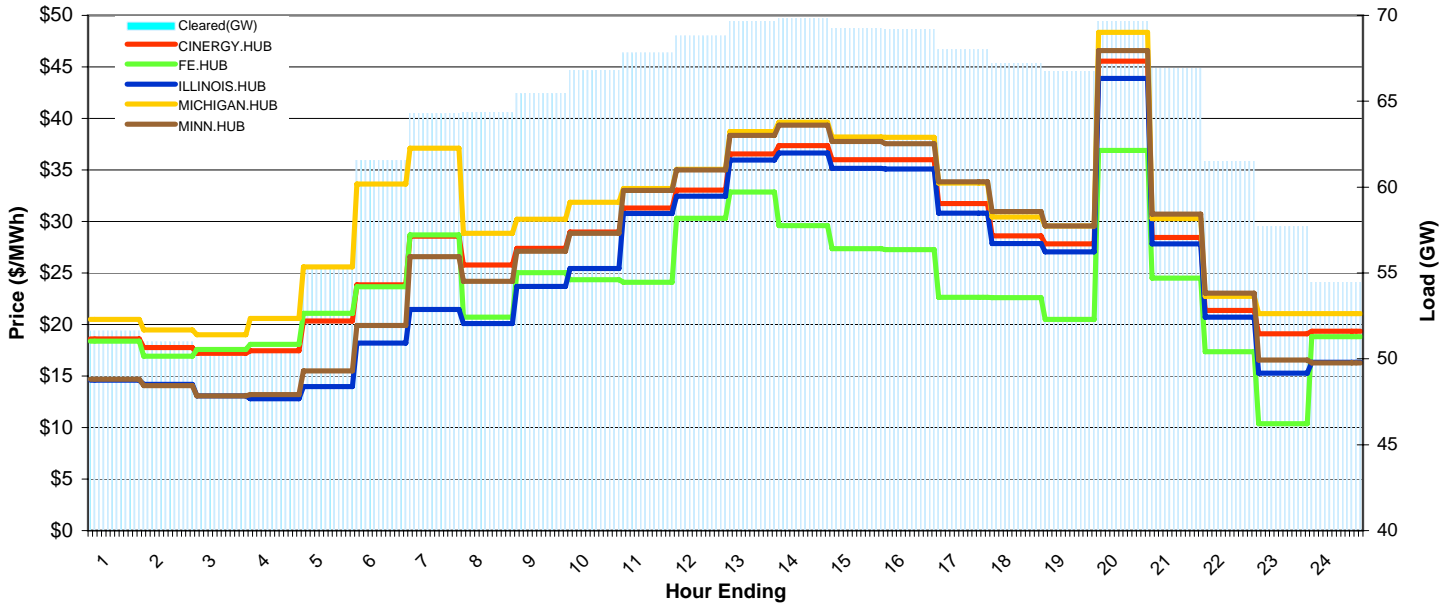
Delivery Day: Thursday, September 13, 2007

Price Color Codes:



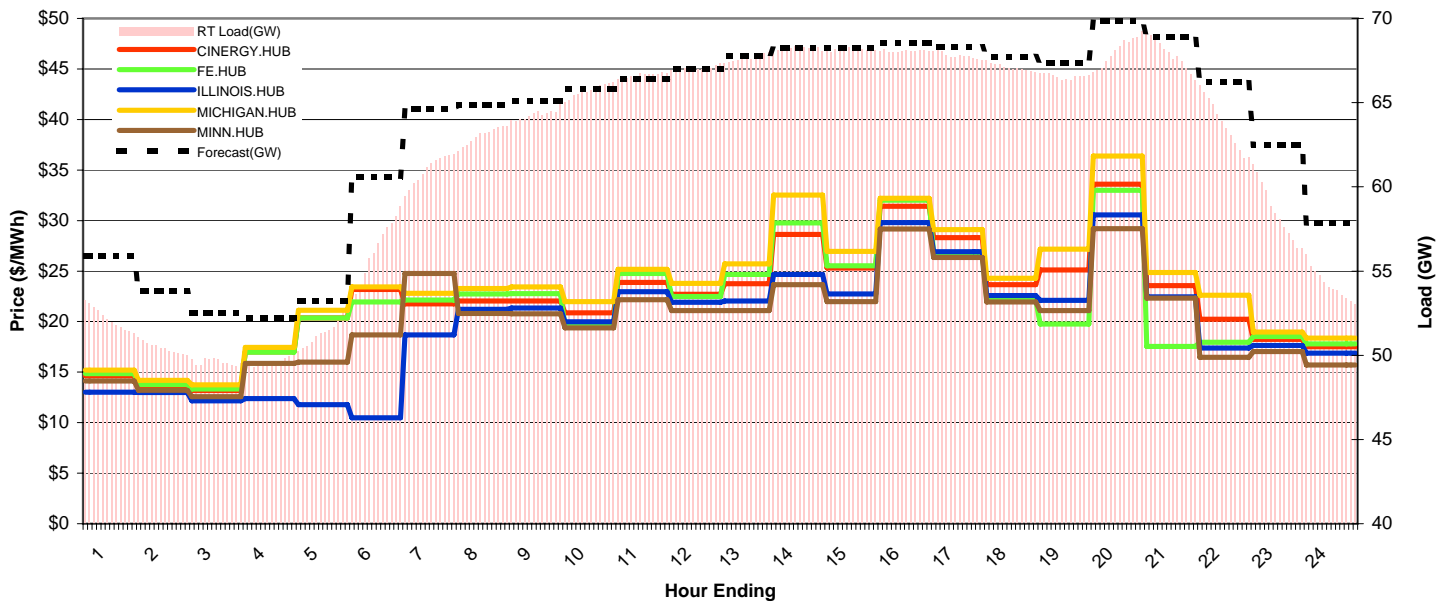
Day-Ahead Prices and Cleared Load

	HE1	HE2	HE3	HE4	HE5	HE6	HE7	HE8	HE9	HE10	HE11	HE12	HE13	HE14	HE15	HE16	HE17	HE18	HE19	HE20	HE21	HE22	HE23	HE24
CINERGY.HUB	18.59	17.77	17.21	17.46	20.34	23.84	28.57	25.77	27.38	28.97	31.31	33.03	36.54	37.37	36.00	36.00	31.74	28.60	27.84	45.56	28.45	21.36	19.09	19.35
FE.HUB	18.38	16.91	17.57	18.08	21.10	23.67	28.69	20.70	25.04	24.36	24.10	30.30	32.87	29.60	27.35	27.26	22.64	22.62	20.49	36.88	24.50	17.36	10.36	18.81
ILLINOIS.HUB	14.60	14.19	13.09	12.80	13.97	18.21	21.45	20.10	23.69	25.43	30.77	32.44	35.95	36.65	35.16	35.10	30.80	27.87	27.04	43.89	27.84	20.71	15.27	16.34
MICHIGAN.HUB	20.50	19.47	19.01	20.60	25.59	33.63	37.11	28.86	30.22	31.86	33.19	35.06	38.73	39.64	38.19	38.16	33.74	30.44	29.56	48.35	30.27	22.72	21.06	21.05
MINN.HUB	14.69	14.08	13.07	13.19	15.51	19.90	26.59	24.19	27.11	28.86	33.00	35.00	38.35	39.34	37.77	37.55	33.86	30.96	29.57	46.57	30.71	23.04	16.55	16.28
Cleared(GW)	51.6	51.0	50.1	50.5	55.4	61.6	64.3	64.4	65.5	66.8	67.8	68.8	69.6	69.8	69.2	68.0	67.2	66.7	69.7	66.9	61.5	57.7	54.5	



Preliminary Real-Time Prices with Forecasted and Actual System Load

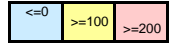
	HE1	HE2	HE3	HE4	HE5	HE6	HE7	HE8	HE9	HE10	HE11	HE12	HE13	HE14	HE15	HE16	HE17	HE18	HE19	HE20	HE21	HE22	HE23	HE24
CINERGY.HUB	14.63	13.60	13.17	17.00	20.37	23.18	21.74	22.03	22.04	20.88	23.89	22.71	23.75	28.61	25.31	31.41	28.31	23.65	25.11	33.60	23.55	20.22	18.23	17.51
FE.HUB	14.84	13.78	13.33	16.98	20.37	21.93	22.13	22.73	22.76	19.53	24.76	22.47	24.68	29.75	25.52	32.00	26.77	22.21	19.77	33.01	17.55	17.94	18.53	17.79
ILLINOIS.HUB	13.00	12.98	12.17	12.37	11.79	10.47	18.68	21.21	21.34	19.99	22.97	21.91	22.05	24.68	22.75	29.80	26.91	22.57	22.09	30.55	22.46	17.40	17.64	16.87
MICHIGAN.HUB	15.21	14.18	13.74	17.44	21.13	23.42	22.81	23.28	23.44	21.98	25.18	23.77	25.71	32.52	26.94	32.19	29.11	24.30	27.18	36.38	24.85	22.62	18.98	18.37
MINN.HUB	14.12	13.22	12.58	15.86	16.00	18.68	24.75	20.82	20.76	19.39	22.18	21.10	21.10	23.64	21.98	29.17	26.36	21.93	21.09	29.21	22.32	16.47	17.03	15.72
Forecasted(GW)	55.9	53.8	52.5	52.2	53.2	60.6	64.6	64.9	65.1	65.8	66.4	67.0	67.8	68.2	68.3	68.6	68.3	67.7	67.4	69.8	68.9	66.2	62.5	57.8
(RT) - (DA Load)	0.54	-0.54	-0.54	-0.87	-4.00	-5.42	-3.30	-1.34	-1.15	-1.10	-1.19	-1.79	-2.03	-1.60	-1.08	-1.11	-0.20	-0.13	-0.17	-1.60	0.98	2.22	0.80	-0.25



MISO Hub Report

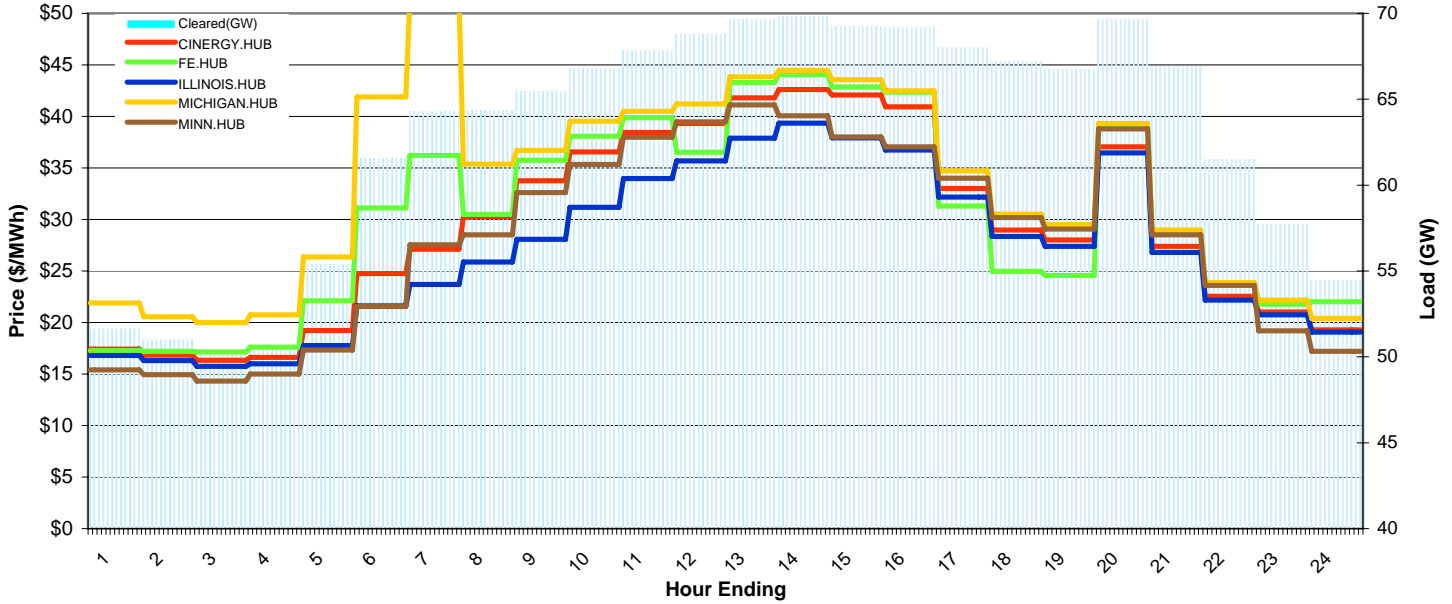
Delivery Day: Friday, September 14, 2007

Price Color Codes:



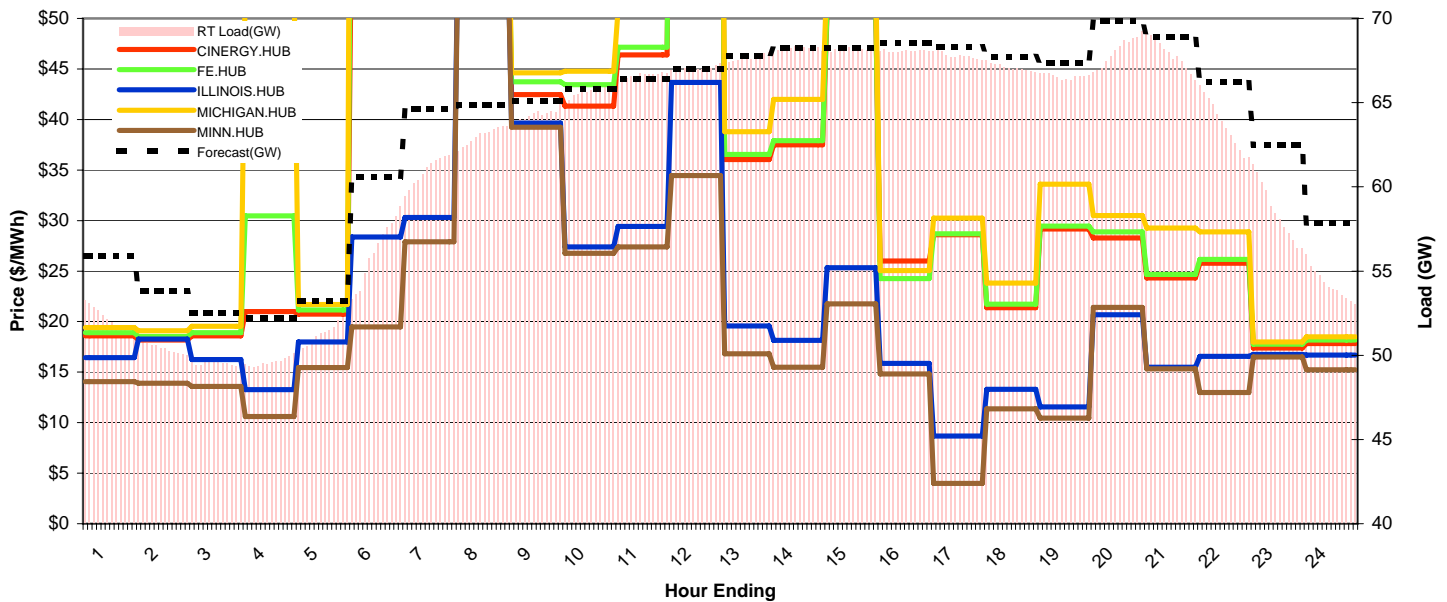
Day-Ahead Prices and Cleared Load

	HE1	HE2	HE3	HE4	HE5	HE6	HE7	HE8	HE9	HE10	HE11	HE12	HE13	HE14	HE15	HE16	HE17	HE18	HE19	HE20	HE21	HE22	HE23	HE24
CINERGY.HUB	17.41	16.82	16.32	16.62	19.21	24.76	27.11	30.25	33.77	36.55	38.46	39.32	41.81	42.62	42.07	40.92	33.01	28.99	28.00	37.06	27.39	22.54	21.04	19.29
FE.HUB	17.28	17.22	17.14	17.60	22.10	31.11	36.22	30.49	35.75	38.08	39.89	36.53	43.29	44.08	42.86	42.37	31.31	24.97	24.57	38.95	28.65	23.70	21.78	22.03
ILLINOIS.HUB	16.80	16.29	15.76	16.00	17.75	21.61	23.70	25.88	28.08	31.18	33.99	35.67	37.88	39.35	37.91	36.74	32.17	28.36	27.39	36.47	26.80	22.18	20.74	19.06
MICHIGAN.HUB	21.88	20.56	20.00	20.75	26.36	41.88	51.74	35.37	36.70	39.54	40.51	41.22	43.86	44.47	43.57	42.48	34.72	30.53	29.49	39.31	28.96	23.88	22.18	20.40
MINN.HUB	15.40	14.94	14.33	14.99	17.34	21.54	27.56	28.50	32.60	35.33	37.98	39.46	41.12	40.05	38.02	37.05	34.00	30.18	29.08	38.79	28.50	23.59	19.20	17.22
Cleared(GW)	51.6	51.0	50.1	50.5	55.4	61.6	64.3	64.4	65.5	66.8	67.8	68.8	69.6	69.8	69.2	69.2	68.0	67.2	66.7	69.7	66.9	61.5	57.7	54.5



Preliminary Real-Time Prices with Forecasted and Actual System Load

	HE1	HE2	HE3	HE4	HE5	HE6	HE7	HE8	HE9	HE10	HE11	HE12	HE13	HE14	HE15	HE16	HE17	HE18	HE19	HE20	HE21	HE22	HE23	HE24
CINERGY.HUB	18.60	18.19	18.58	21.00	20.73	62.76	70.17	64.92	42.45	41.31	46.38	88.37	36.02	37.48	50.44	26.00	28.59	21.39	29.15	28.27	24.32	25.77	17.40	17.83
FE.HUB	18.89	18.51	18.91	30.47	21.16	78.78	75.45	66.83	43.74	43.43	47.15	89.65	36.54	37.89	51.04	24.26	28.68	21.71	29.45	28.87	24.67	26.16	17.77	18.18
ILLINOIS.HUB	16.43	18.27	16.26	13.27	17.98	28.36	30.30	60.60	39.65	27.38	29.41	43.66	19.56	18.15	25.33	15.85	8.67	13.29	11.57	20.68	15.49	16.56	16.74	16.68
MICHIGAN.HUB	19.40	19.09	19.53	54.14	21.70	116.52	76.27	68.24	44.63	44.79	50.91	95.64	38.78	42.00	54.51	25.04	30.24	23.82	33.59	30.50	29.27	28.89	17.99	18.48
MINN.HUB	14.05	13.89	13.57	10.60	15.45	19.49	27.90	60.20	39.23	26.75	27.40	34.44	16.83	15.48	21.77	14.82	4.00	11.37	10.44	21.41	15.33	12.99	16.51	15.22
Forecasted(GW)	55.9	53.8	52.5	52.2	53.2	60.6	64.6	64.9	65.1	65.8	66.4	67.0	67.8	68.2	68.3	68.6	68.3	67.7	67.4	69.8	68.9	66.2	62.5	57.8
(RT) - (DA Load)	0.54	-0.54	-0.54	-0.87	-4.00	-5.42	-3.30	-1.34	-1.15	-1.10	-1.19	-1.79	-2.03	-1.60	-1.08	-1.11	-0.20	-0.13	-0.17	-1.60	0.98	2.22	0.80	-0.25



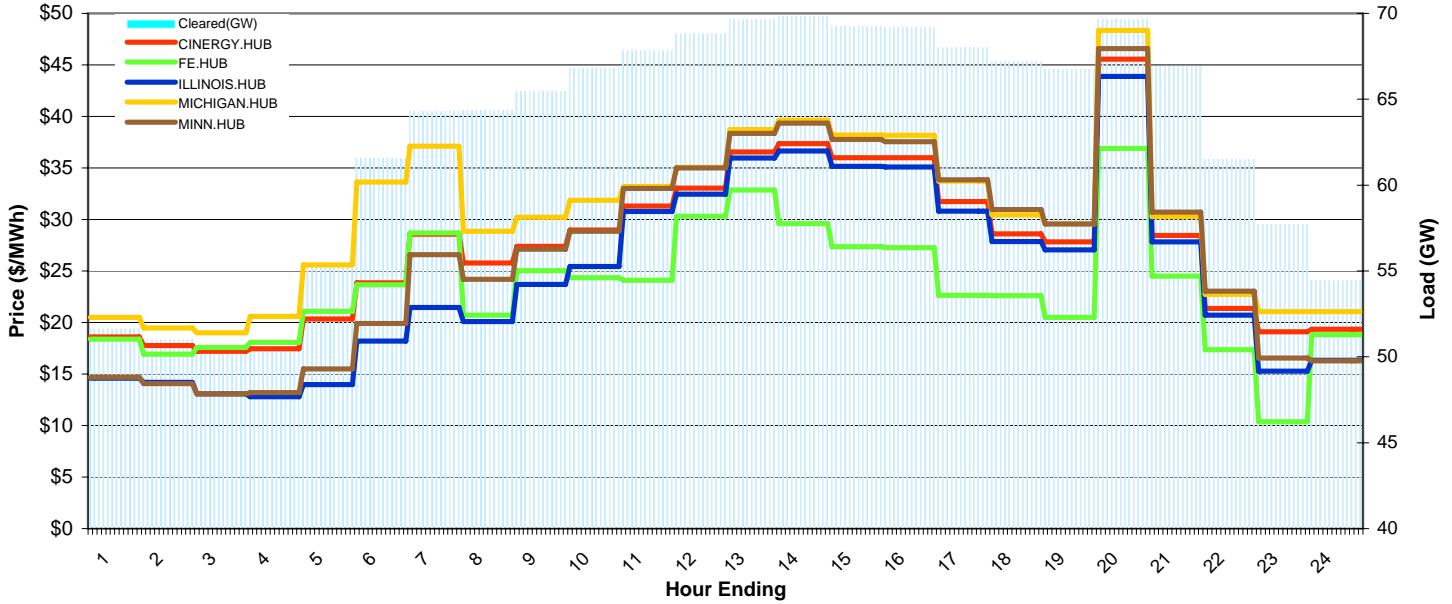
MISO Hub Report

Delivery Day: Saturday, September 15, 2007

Price Color Codes: <=0 >=100 >=200

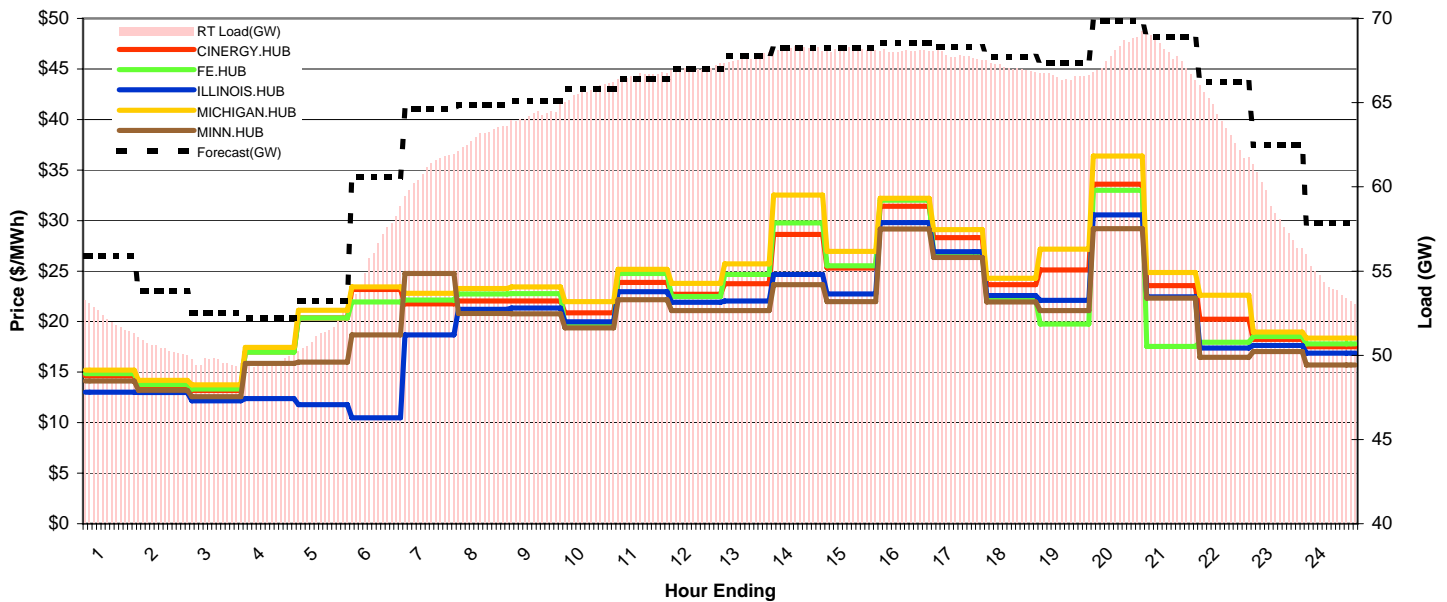
Day-Ahead Prices and Cleared Load

	HE1	HE2	HE3	HE4	HE5	HE6	HE7	HE8	HE9	HE10	HE11	HE12	HE13	HE14	HE15	HE16	HE17	HE18	HE19	HE20	HE21	HE22	HE23	HE24
CINERGY.HUB	18.59	17.77	17.21	17.46	20.34	23.84	28.57	25.77	27.38	28.97	31.31	33.03	36.54	37.37	36.00	36.00	31.74	28.60	27.84	45.56	28.45	21.36	19.09	19.35
FE.HUB	18.38	16.91	17.57	18.08	21.10	23.67	28.69	20.70	25.04	24.36	24.10	30.30	32.87	29.60	27.35	27.26	22.64	22.62	20.49	36.88	24.50	17.36	10.36	18.81
ILLINOIS.HUB	14.60	14.19	13.09	12.80	13.97	18.21	21.45	20.10	23.69	25.43	30.77	32.44	35.95	36.65	35.16	35.10	30.80	27.87	27.04	43.89	27.84	20.71	15.27	16.34
MICHIGAN.HUB	20.50	19.47	19.01	20.60	25.59	33.63	37.11	28.86	30.22	31.86	33.19	35.06	38.73	39.64	38.19	38.16	33.74	30.44	29.56	48.35	30.27	22.72	21.06	21.05
MINN.HUB	14.69	14.08	13.07	13.19	15.51	19.90	26.59	24.19	27.11	28.86	33.00	35.00	38.35	39.34	37.77	37.55	33.86	30.96	29.57	46.57	30.71	23.04	16.55	16.28
Cleared(GW)	51.6	51.0	50.1	50.5	55.4	61.6	64.3	64.4	65.5	66.8	67.8	68.8	69.6	69.8	69.2	68.0	67.2	66.7	69.7	66.9	61.5	57.7	54.5	



Preliminary Real-Time Prices with Forecasted and Actual System Load

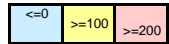
	HE1	HE2	HE3	HE4	HE5	HE6	HE7	HE8	HE9	HE10	HE11	HE12	HE13	HE14	HE15	HE16	HE17	HE18	HE19	HE20	HE21	HE22	HE23	HE24
CINERGY.HUB	14.63	13.60	13.17	17.00	20.37	23.18	21.74	22.03	22.04	20.88	23.89	22.71	23.75	28.61	25.31	31.41	28.31	23.65	25.11	33.60	23.55	20.22	18.23	17.51
FE.HUB	14.84	13.78	13.33	16.98	20.37	21.93	22.13	22.73	22.76	19.53	24.76	22.47	24.68	29.75	25.52	32.00	26.77	22.21	19.77	33.01	17.55	17.94	18.53	17.79
ILLINOIS.HUB	13.00	12.98	12.17	12.37	11.79	10.47	18.68	21.21	21.34	19.99	22.97	21.91	22.05	24.68	22.75	29.80	26.91	22.57	22.09	30.55	22.46	17.40	17.64	16.87
MICHIGAN.HUB	15.21	14.18	13.74	17.44	21.13	23.42	22.81	23.28	23.44	21.98	25.18	23.77	25.71	32.52	26.94	32.19	29.11	24.30	27.18	36.38	24.85	22.62	18.98	18.37
MINN.HUB	14.12	13.22	12.58	15.86	16.00	18.68	24.75	20.82	20.76	19.39	22.18	21.10	21.10	23.64	21.98	29.17	26.36	21.93	21.09	29.21	22.32	16.47	17.03	15.72
Forecasted(GW)	55.9	53.8	52.5	52.2	53.2	60.6	64.6	64.9	65.1	65.8	66.4	67.0	67.8	68.2	68.3	68.6	68.3	67.7	67.4	69.8	68.9	66.2	62.5	57.8
(RT) - (DA Load)	0.54	-0.54	-0.54	-0.87	-4.00	-5.42	-3.30	-1.34	-1.15	-1.10	-1.19	-1.79	-2.03	-1.60	-1.08	-1.11	-0.20	-0.13	-0.17	-1.60	0.98	2.22	0.80	-0.25



MISO Hub Report

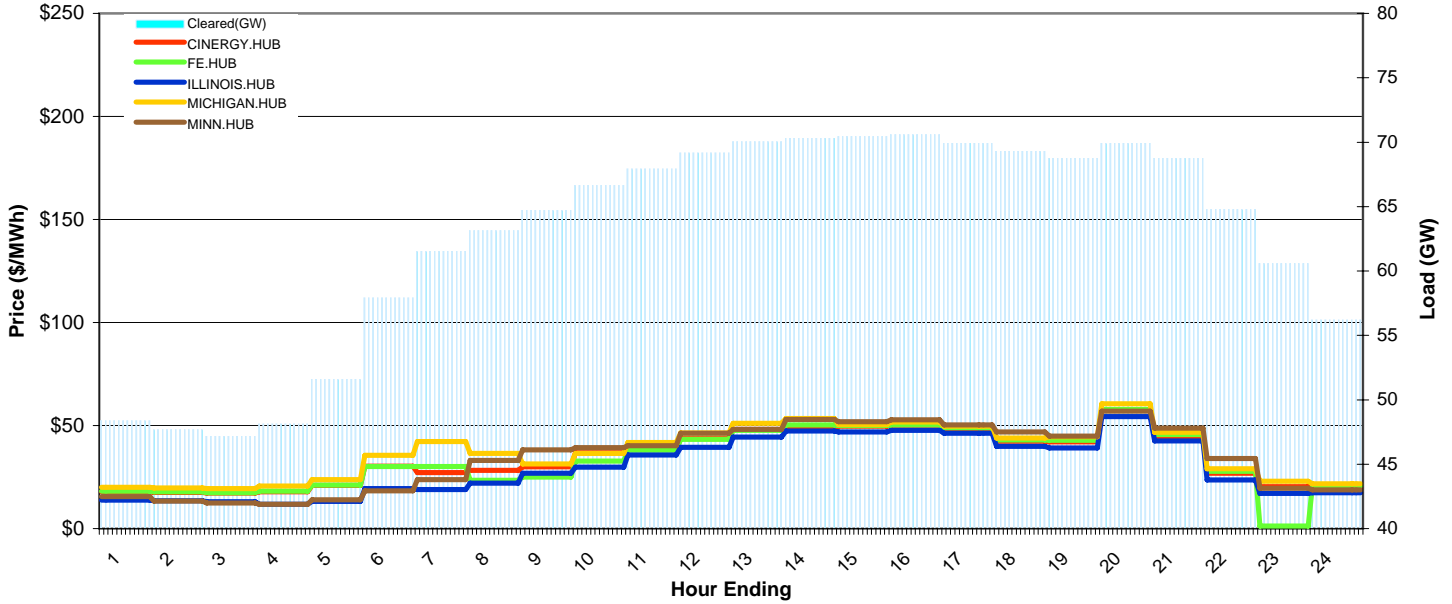
Delivery Day: Monday, September 17, 2007

Price Color Codes:



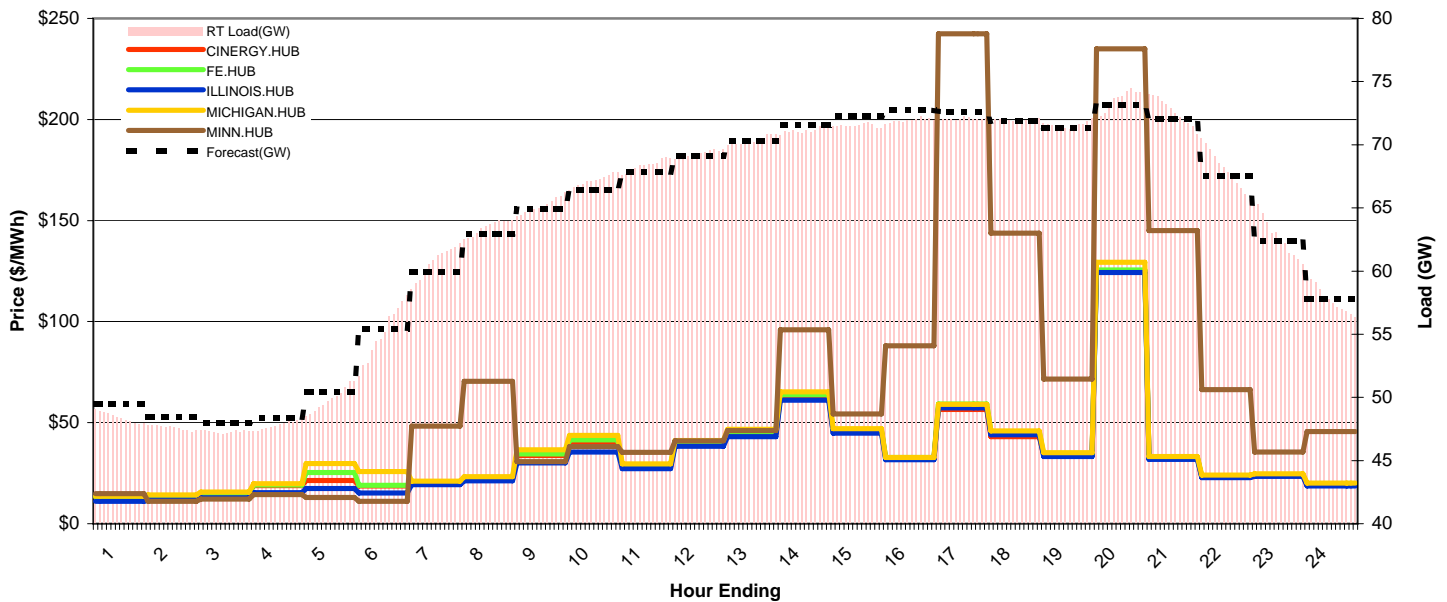
Day-Ahead Prices and Cleared Load

	HE1	HE2	HE3	HE4	HE5	HE6	HE7	HE8	HE9	HE10	HE11	HE12	HE13	HE14	HE15	HE16	HE17	HE18	HE19	HE20	HE21	HE22	HE23	HE24
CINERGY.HUB	17.81	17.52	17.21	17.93	21.01	30.24	27.11	28.27	29.96	36.77	38.77	43.61	48.07	49.38	49.72	50.15	48.12	42.46	42.05	57.73	44.43	26.90	20.38	19.79
FE.HUB	18.10	17.78	17.45	18.10	21.17	30.09	30.16	23.51	24.99	32.70	38.11	43.33	47.71	50.34	49.99	50.33	48.95	43.03	42.84	57.69	45.71	27.86	1.30	20.78
ILLINOIS.HUB	13.81	13.53	13.02	11.86	13.14	19.47	19.01	21.98	26.84	29.83	35.74	39.42	44.45	47.40	46.88	47.63	46.22	39.85	39.12	54.32	42.55	23.64	17.05	17.34
MICHIGAN.HUB	19.96	19.65	19.40	20.61	23.72	35.55	42.17	36.43	31.30	36.42	41.72	46.40	51.14	53.36	50.42	51.71	49.72	44.02	44.58	60.61	46.79	29.08	22.92	21.79
MINN.HUB	15.58	13.37	12.47	11.84	13.99	18.27	23.80	33.15	38.26	39.30	40.24	46.31	48.18	52.88	51.86	52.75	50.32	46.83	44.93	56.95	48.78	33.95	19.59	18.81
Cleared(GW)	48.4	47.7	47.2	48.1	51.6	57.9	61.5	63.1	64.7	66.6	67.9	69.2	70.0	70.3	70.4	70.6	69.9	69.3	68.8	69.9	68.8	64.8	60.6	56.2



Preliminary Real-Time Prices with Forecasted and Actual System Load

	HE1	HE2	HE3	HE4	HE5	HE6	HE7	HE8	HE9	HE10	HE11	HE12	HE13	HE14	HE15	HE16	HE17	HE18	HE19	HE20	HE21	HE22	HE23	HE24
CINERGY.HUB	13.14	13.70	14.99	18.84	21.38	18.67	19.88	21.78	33.76	40.39	28.09	39.43	44.46	62.50	45.59	32.57	56.48	43.03	33.86	125.24	32.84	22.97	23.74	19.21
FE.HUB	13.27	13.81	15.12	19.08	25.27	19.01	20.40	22.48	34.55	41.41	28.81	40.23	45.29	63.73	46.05	32.73	59.28	45.47	34.01	125.53	32.84	23.27	24.01	19.47
ILLINOIS.HUB	11.07	11.64	12.78	15.40	17.44	15.24	19.27	21.17	30.13	35.48	27.17	38.26	43.14	61.18	44.84	31.63	57.39	44.07	33.26	124.24	31.88	22.76	23.36	18.76
MICHIGAN.HUB	13.63	14.21	15.66	19.78	29.69	25.86	21.09	23.20	36.61	43.65	29.56	41.16	46.70	65.31	46.97	32.80	59.08	45.94	35.08	129.36	33.23	24.09	24.76	20.14
MINN.HUB	14.88	11.05	12.13	14.39	13.05	11.07	48.26	70.42	30.73	38.15	35.32	40.98	46.15	96.02	54.34	88.03	242.43	143.84	71.58	234.93	145.01	66.40	35.45	45.53
Forecasted(GW)	49.4	48.5	48.0	48.4	50.4	55.5	59.9	62.9	64.9	66.4	67.8	69.1	70.3	71.6	72.3	72.7	72.6	71.9	71.4	73.2	72.1	67.6	62.4	57.8
(RT) - (DA Load)	0.05	-0.08	0.10	-0.33	-1.74	-2.86	-0.84	0.30	0.45	0.52	0.45	0.14	0.32	0.83	1.08	1.35	2.11	2.64	2.79	3.64	3.90	3.28	2.27	1.65



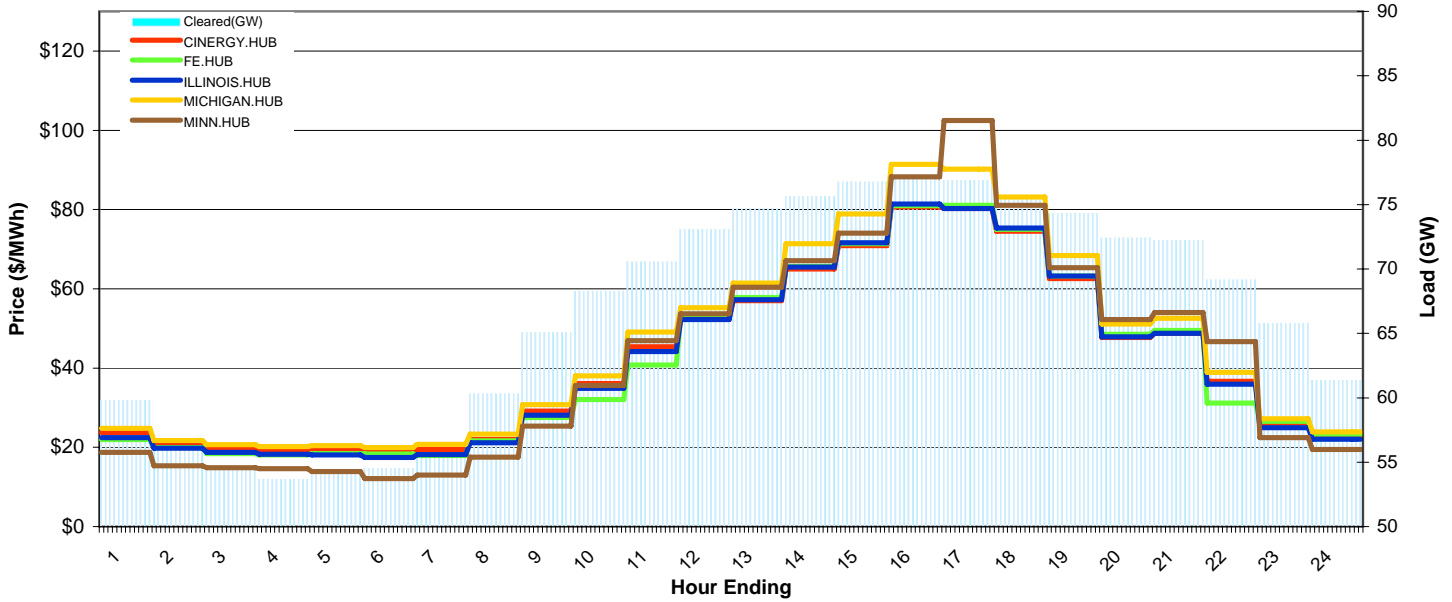
MISO Hub Report

Delivery Day: Tuesday, September 18, 2007

Price Color Codes: ≤0 ≥100 ≥200

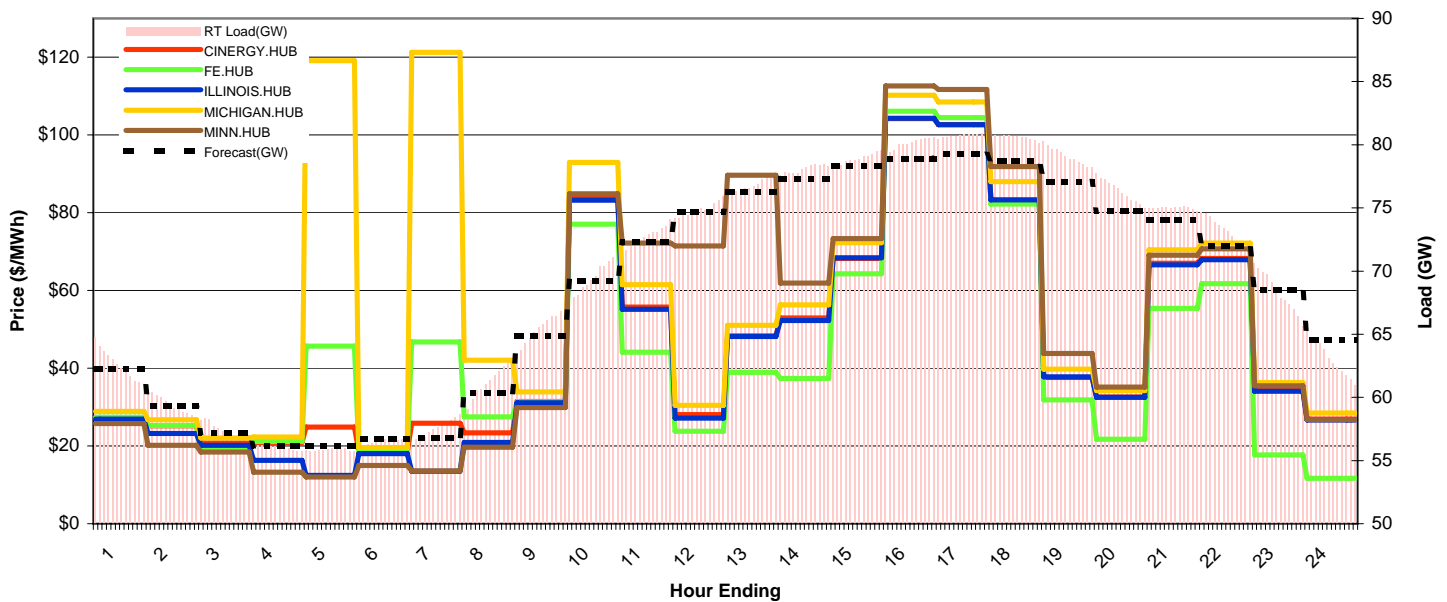
Day-Ahead Prices and Cleared Load

	HE1	HE2	HE3	HE4	HE5	HE6	HE7	HE8	HE9	HE10	HE11	HE12	HE13	HE14	HE15	HE16	HE17	HE18	HE19	HE20	HE21	HE22	HE23	HE24
CINERGY.HUB	23.75	20.88	19.84	19.32	19.55	18.93	19.49	21.93	29.13	36.10	45.34	52.32	57.03	65.00	70.87	80.66	80.28	74.49	62.56	47.75	48.80	36.65	26.07	22.95
FE.HUB	21.98	19.95	18.38	18.07	18.42	18.33	17.89	21.64	27.50	32.04	40.80	53.05	57.82	65.64	71.36	80.98	81.03	74.98	63.23	48.49	49.53	31.14	26.57	23.35
ILLINOIS.HUB	22.43	19.81	18.75	18.26	18.06	17.46	18.19	21.13	28.12	34.90	44.16	52.25	57.26	65.52	71.64	81.39	80.29	75.37	63.26	47.92	48.77	35.90	24.99	22.01
MICHIGAN.HUB	24.76	21.76	20.70	20.15	20.46	19.97	20.78	23.31	30.77	38.00	49.09	55.24	61.45	71.41	78.92	91.39	90.18	83.17	68.37	51.10	52.56	38.91	27.24	23.92
MINN.HUB	18.77	15.36	14.82	14.60	13.85	12.13	12.97	17.51	25.39	35.61	46.93	53.70	60.39	67.06	74.04	88.24	102.50	81.04	65.34	52.26	53.98	46.65	22.44	19.50
Cleared(GW)	59.8	56.8	54.5	53.7	54.3	54.5	56.2	60.3	65.1	68.3	70.5	73.1	74.7	75.6	76.8	77.0	76.9	75.4	74.3	72.4	72.2	69.1	65.8	61.4



Preliminary Real-Time Prices with Forecasted and Actual System Load

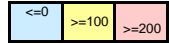
	HE1	HE2	HE3	HE4	HE5	HE6	HE7	HE8	HE9	HE10	HE11	HE12	HE13	HE14	HE15	HE16	HE17	HE18	HE19	HE20	HE21	HE22	HE23	HE24
CINERGY.HUB	27.11	25.17	20.76	20.92	24.83	18.33	25.83	23.37	31.48	84.14	55.72	28.06	48.34	52.93	68.29	104.21	102.63	83.21	37.65	32.58	66.99	68.27	34.28	26.91
FE.HUB	27.40	25.25	19.70	21.17	45.68	18.62	46.73	27.51	31.33	77.08	44.11	23.81	38.97	37.40	64.34	106.12	104.50	82.25	31.84	21.70	55.37	61.74	17.70	11.72
ILLINOIS.HUB	26.93	23.22	20.16	16.33	12.46	18.03	13.53	20.95	31.10	83.24	55.17	27.14	48.20	52.27	68.39	104.28	102.65	83.33	37.80	32.50	66.64	67.95	34.06	26.64
MICHIGAN.HUB	28.91	26.76	22.05	22.30	119.17	19.60	121.28	42.05	33.94	92.94	61.47	30.48	51.06	56.34	72.26	110.26	108.52	88.02	39.77	34.25	70.50	72.22	36.34	28.49
MINN.HUB	25.74	20.19	18.47	13.22	12.04	14.97	13.61	19.69	29.88	84.92	72.24	71.48	89.66	61.94	73.35	112.60	111.72	91.87	43.76	35.13	69.09	70.72	35.51	26.73
Forecasted(GW)	62.3	59.3	57.2	56.2	56.2	56.7	56.8	60.4	64.9	69.2	72.3	74.7	76.3	77.3	78.3	78.9	79.2	78.7	77.1	74.7	74.0	72.0	68.5	64.5
(RT) - (DA Load)	2.75	2.69	2.89	2.45	1.56	1.99	1.37	0.80	0.39	1.23	2.19	1.80	2.10	2.46	2.12	3.11	3.87	5.19	4.75	3.94	2.76	4.00	2.55	1.74



MISO Hub Report

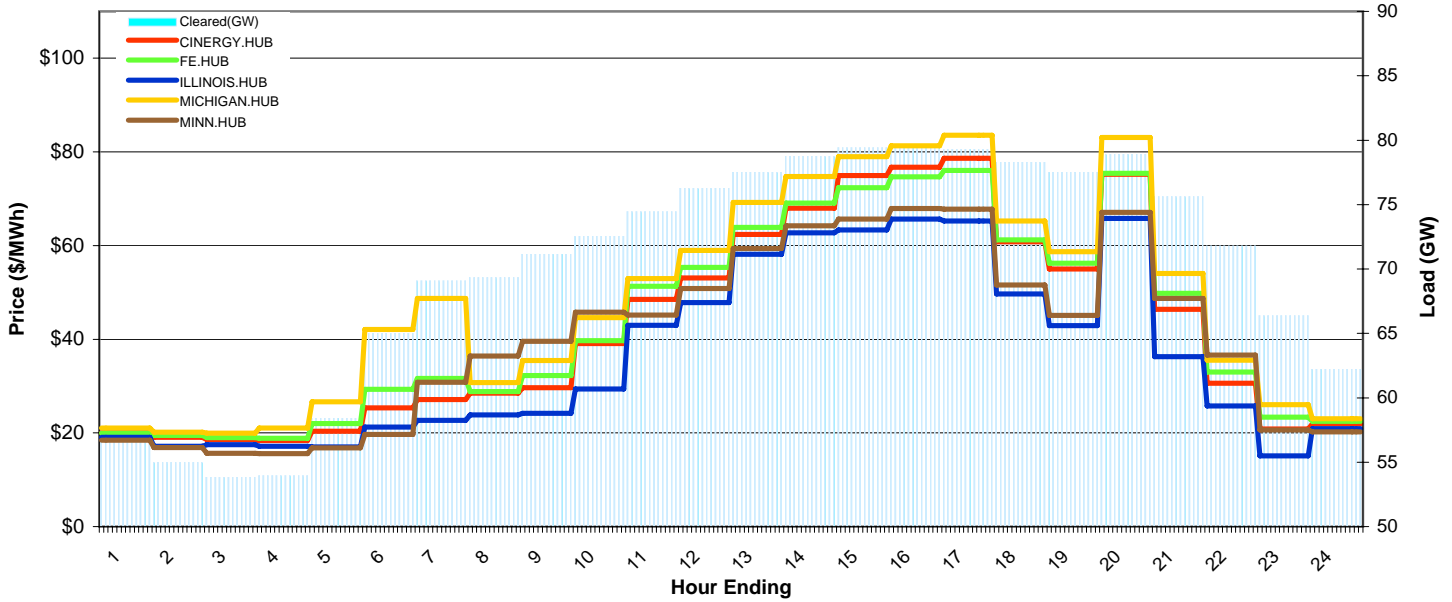
Delivery Day: Wednesday, September 19, 2007

Price Color Codes:



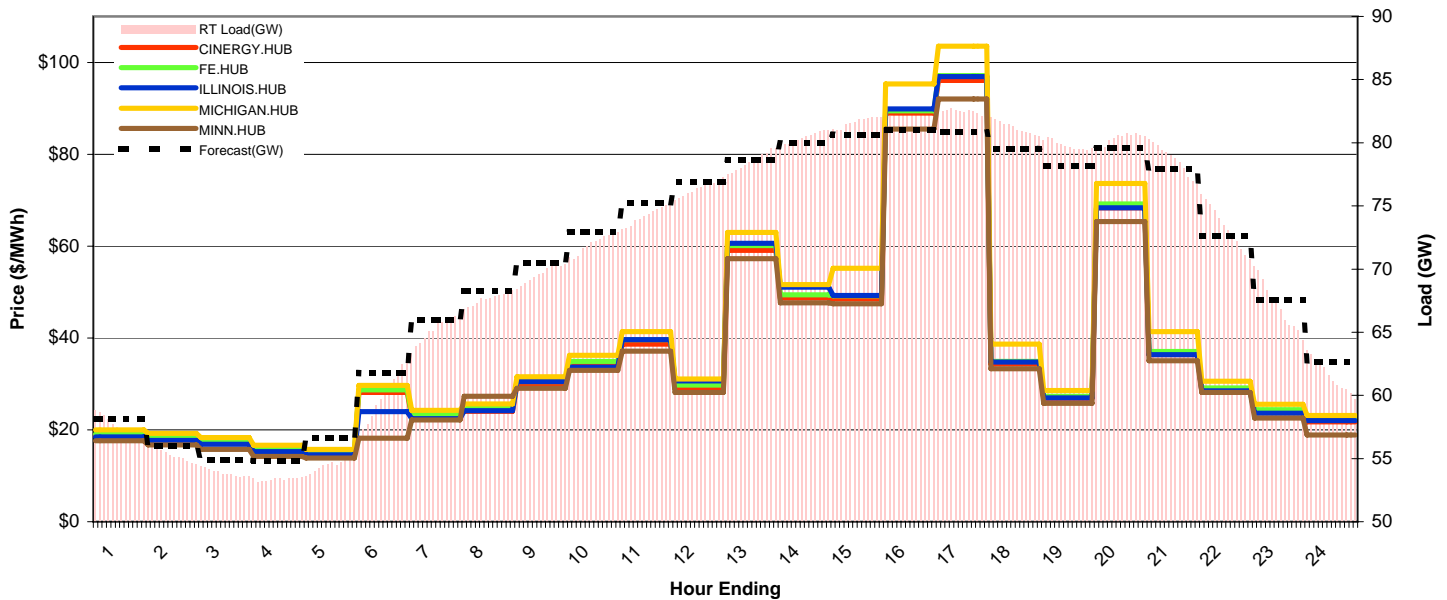
Day-Ahead Prices and Cleared Load

	HE1	HE2	HE3	HE4	HE5	HE6	HE7	HE8	HE9	HE10	HE11	HE12	HE13	HE14	HE15	HE16	HE17	HE18	HE19	HE20	HE21	HE22	HE23	HE24
CINERGY.HUB	20.00	19.05	18.59	18.40	20.37	25.33	27.14	28.46	29.62	39.07	48.48	53.08	62.39	68.01	74.93	76.72	78.67	60.82	55.00	75.24	46.38	30.62	20.85	21.93
FE.HUB	19.96	19.46	18.98	18.88	21.99	29.29	31.61	28.81	32.24	39.71	51.31	55.31	63.91	69.09	72.32	74.65	76.01	61.25	56.20	75.44	49.83	32.97	23.37	22.46
ILLINOIS.HUB	19.04	17.14	17.52	17.13	16.99	21.26	22.65	23.83	24.21	29.35	42.99	47.85	58.17	62.70	63.34	65.68	65.24	49.69	42.94	65.79	36.28	25.76	15.10	20.89
MICHIGAN.HUB	21.03	20.17	19.98	21.01	26.66	42.07	48.72	30.73	35.46	44.62	52.97	58.99	69.19	74.77	78.95	81.33	83.55	65.26	58.68	83.10	54.02	35.53	26.00	23.05
MINN.HUB	18.47	16.87	15.64	15.58	16.81	19.67	30.84	36.45	39.53	45.75	45.14	50.81	59.38	64.24	65.64	67.88	67.80	51.56	45.12	67.06	48.74	36.64	20.66	20.25
Cleared(GW)	56.5	55.0	53.8	54.0	58.4	65.0	69.1	69.3	71.1	72.5	74.4	76.3	77.5	78.8	79.4	79.5	79.3	78.3	77.5	78.9	75.6	71.8	66.4	62.2



Preliminary Real-Time Prices with Forecasted and Actual System Load

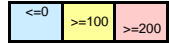
	HE1	HE2	HE3	HE4	HE5	HE6	HE7	HE8	HE9	HE10	HE11	HE12	HE13	HE14	HE15	HE16	HE17	HE18	HE19	HE20	HE21	HE22	HE23	HE24
CINERGY.HUB	18.86	18.10	17.25	15.66	14.95	28.12	22.90	24.03	29.74	33.97	38.66	28.93	59.07	48.70	48.50	88.93	96.08	34.33	26.91	68.31	36.37	28.44	23.94	21.74
FE.HUB	19.10	18.34	17.46	15.86	15.18	28.67	23.40	24.68	30.51	34.87	39.61	29.77	60.15	49.37	49.18	89.46	97.10	34.93	27.31	69.17	37.06	29.14	24.36	22.19
ILLINOIS.HUB	18.46	17.72	16.84	15.26	14.55	23.94	22.41	24.14	30.51	33.67	39.62	30.65	60.62	51.08	49.28	89.88	96.93	34.73	26.98	68.33	36.37	28.52	23.62	22.01
MICHIGAN.HUB	19.96	19.24	18.35	16.63	15.77	29.69	24.22	25.62	31.58	36.24	41.40	31.08	63.00	51.62	55.14	95.30	103.51	38.65	28.56	73.63	41.39	30.59	25.57	23.13
MINN.HUB	17.65	16.70	15.74	14.23	13.89	18.20	22.13	27.30	29.07	32.93	37.12	28.12	57.28	47.64	47.44	85.45	92.03	33.33	25.79	65.35	35.03	28.11	22.60	18.86
Forecasted(GW)	58.1	56.0	54.9	54.8	56.6	61.8	66.0	68.3	70.5	72.9	75.2	76.9	78.6	80.0	80.7	81.0	80.8	79.5	78.2	79.6	77.9	72.6	67.5	62.6
(RT) - (DA Load)	0.98	0.36	0.03	-0.59	-3.82	-5.16	-3.84	-1.72	-1.57	-0.53	-0.22	0.11	1.04	1.68	2.20	2.88	3.14	2.94	2.28	1.40	3.06	1.56	0.80	-0.63



MISO Hub Report

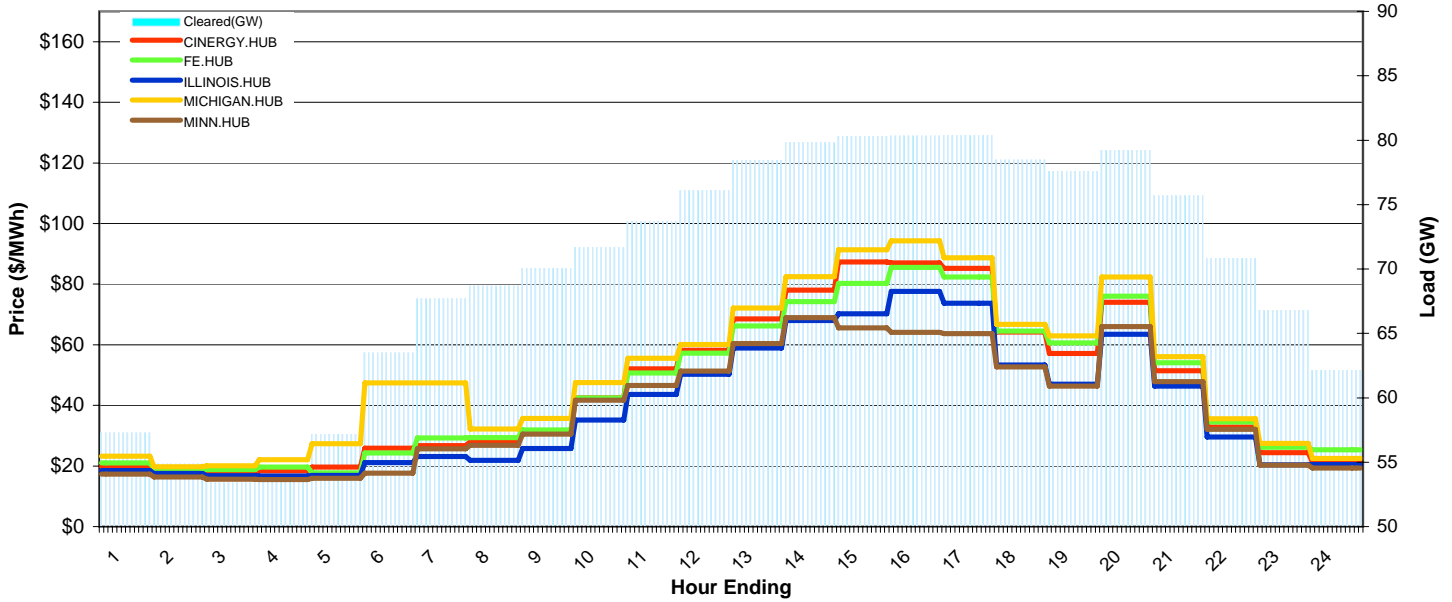
Delivery Day: Thursday, September 20, 2007

Price Color Codes:



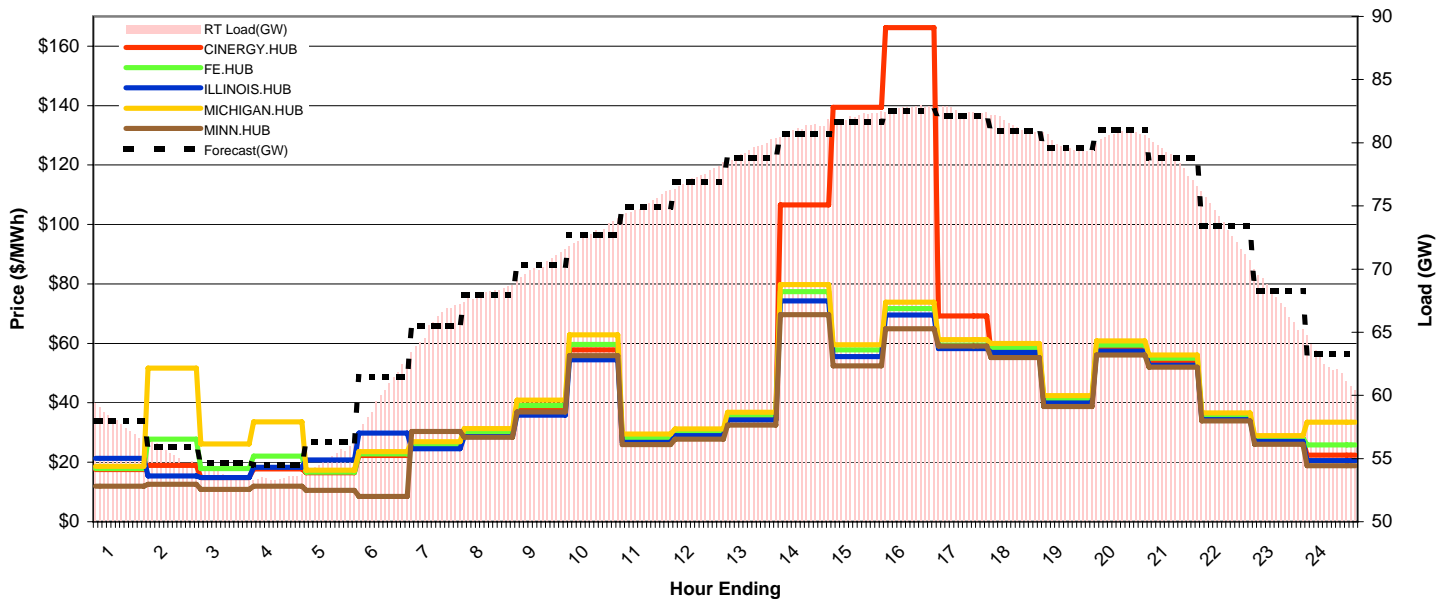
Day-Ahead Prices and Cleared Load

	HE1	HE2	HE3	HE4	HE5	HE6	HE7	HE8	HE9	HE10	HE11	HE12	HE13	HE14	HE15	HE16	HE17	HE18	HE19	HE20	HE21	HE22	HE23	HE24
CINERGY.HUB	19.84	18.75	18.04	18.42	19.69	25.82	26.73	28.00	31.46	42.42	52.05	58.23	68.52	78.07	87.32	87.00	85.17	64.15	57.14	74.07	51.39	32.86	24.40	21.36
FE.HUB	21.04	19.20	18.80	19.66	17.78	24.29	29.21	29.37	31.91	42.48	50.65	57.26	66.17	74.28	80.29	85.51	82.32	64.47	60.60	76.07	54.04	34.57	26.22	25.35
ILLINOIS.HUB	18.43	17.58	16.74	16.71	16.86	21.09	23.11	21.88	25.73	35.19	43.59	50.30	58.87	67.95	70.24	77.58	73.69	53.32	47.00	63.46	46.37	29.55	20.40	20.46
MICHIGAN.HUB	23.27	19.71	20.02	22.05	27.40	47.39	47.45	32.18	35.73	47.54	55.58	60.11	72.13	82.50	91.38	94.31	88.66	66.71	62.91	82.35	56.12	35.58	27.50	22.54
MINN.HUB	17.32	16.38	15.60	15.53	15.94	17.62	25.62	26.86	30.49	41.67	46.54	51.30	60.40	68.90	65.60	64.05	63.67	52.66	46.33	66.04	47.78	32.05	20.23	19.28
Cleared(GW)	57.3	54.9	53.4	53.8	57.2	63.5	67.7	68.7	70.1	71.7	73.7	76.1	78.4	79.8	80.3	80.3	80.4	78.5	77.6	79.2	75.7	70.9	66.8	62.2



Preliminary Real-Time Prices with Forecasted and Actual System Load

	HE1	HE2	HE3	HE4	HE5	HE6	HE7	HE8	HE9	HE10	HE11	HE12	HE13	HE14	HE15	HE16	HE17	HE18	HE19	HE20	HE21	HE22	HE23	HE24
CINERGY.HUB	17.54	18.93	14.86	17.80	16.43	22.29	25.18	29.27	37.83	57.83	27.40	29.45	34.91	106.60	139.43	166.28	69.18	57.51	40.62	58.25	53.56	34.83	27.52	22.43
FE.HUB	17.86	27.80	17.91	22.09	16.73	22.85	25.87	30.14	39.03	59.66	28.26	30.35	35.88	77.36	57.79	71.66	59.44	58.34	41.34	59.42	55.00	35.81	28.25	25.84
ILLINOIS.HUB	21.32	15.35	14.85	18.25	20.83	29.81	24.53	28.63	35.86	54.44	26.65	28.91	34.29	74.25	55.58	69.54	58.28	56.94	39.97	57.36	52.69	34.33	27.04	20.57
MICHIGAN.HUB	18.63	51.64	26.14	33.62	17.35	23.55	26.95	31.33	40.91	62.84	29.47	31.24	36.83	79.80	59.56	73.89	61.22	59.96	42.39	60.78	56.05	36.63	28.97	33.49
MINN.HUB	11.95	12.56	10.92	12.00	10.60	8.49	30.40	28.39	36.90	55.90	25.94	27.75	32.49	69.63	52.41	64.94	59.10	55.21	38.71	56.13	52.01	33.94	26.08	18.86
Forecasted(GW)	58.0	55.9	54.7	54.5	56.3	61.5	65.5	67.9	70.3	72.7	74.9	76.9	78.8	80.7	81.6	82.5	82.1	80.9	79.6	81.0	78.8	73.4	68.3	63.3
(RT) - (DA Load)	0.56	0.51	0.44	-0.30	-2.13	-3.39	-2.00	-0.58	0.23	1.21	1.51	1.29	1.04	1.35	1.82	2.43	2.17	2.93	2.23	1.42	2.97	2.56	0.72	0.20



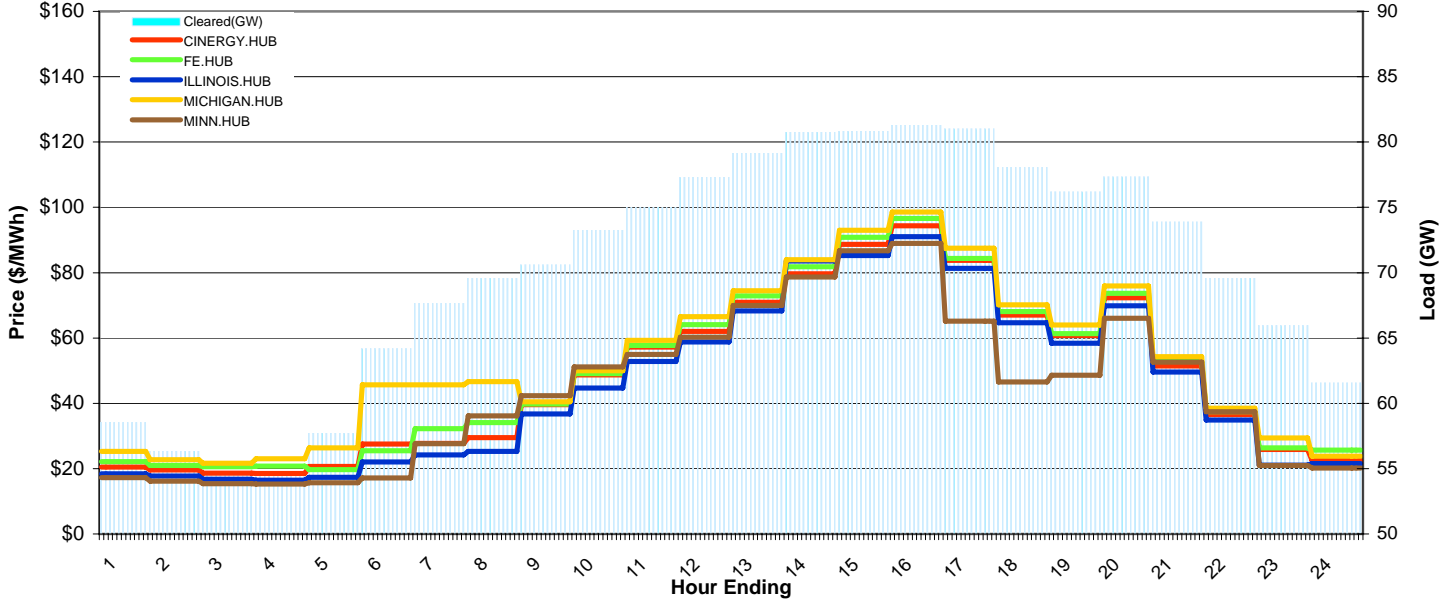
MISO Hub Report

Delivery Day: Friday, September 21, 2007

Price Color Codes: ≤0 ≥100 ≥200

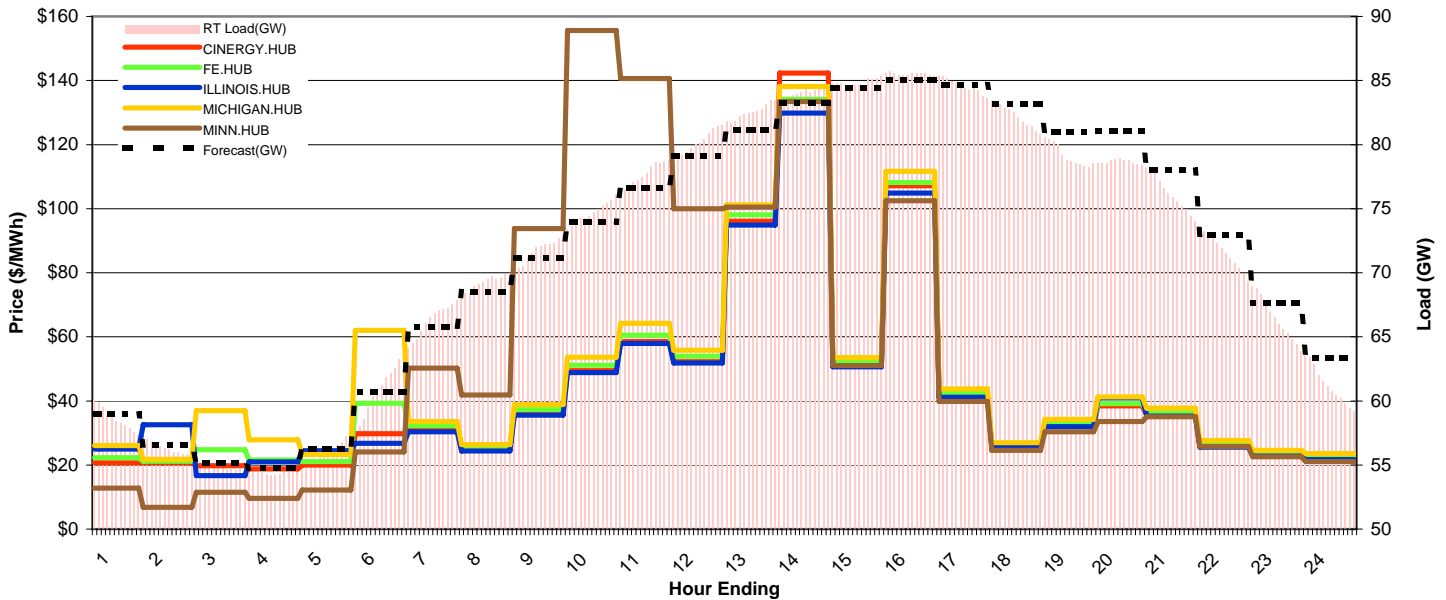
Day-Ahead Prices and Cleared Load

	HE1	HE2	HE3	HE4	HE5	HE6	HE7	HE8	HE9	HE10	HE11	HE12	HE13	HE14	HE15	HE16	HE17	HE18	HE19	HE20	HE21	HE22	HE23	HE24
CINERGY.HUB	20.51	19.63	18.58	18.52	20.64	27.50	27.77	29.45	39.56	48.65	57.19	62.04	70.98	79.70	88.66	94.36	83.75	67.04	60.78	72.30	51.46	36.51	25.86	22.52
FE.HUB	22.16	20.94	20.62	20.75	19.68	25.51	32.25	34.09	39.79	49.09	57.73	64.10	72.85	81.81	90.84	96.64	84.34	68.14	61.34	73.64	52.78	37.39	26.38	25.63
ILLINOIS.HUB	18.39	17.77	16.73	16.45	17.30	22.05	24.24	25.26	36.76	44.70	52.85	58.81	68.31	83.62	85.27	91.06	81.28	64.68	58.38	69.84	49.55	34.89	21.11	21.58
MICHIGAN.HUB	25.26	22.73	21.70	23.05	26.31	45.67	45.61	46.66	40.50	49.94	59.24	66.48	74.46	84.01	92.97	98.59	87.51	70.18	64.02	75.89	54.29	38.48	29.38	23.78
MINN.HUB	17.27	16.15	15.34	15.29	15.63	17.19	27.67	36.20	42.29	51.12	55.01	60.27	69.92	78.68	86.73	88.93	65.13	46.58	48.62	66.08	52.58	37.46	20.92	20.23
Cleared(GW)	58.5	56.3	54.7	54.7	57.7	64.2	67.6	69.6	70.6	73.2	75.0	77.3	79.1	80.8	80.8	81.3	81.0	78.0	76.2	77.3	73.9	69.6	65.9	61.6



Preliminary Real-Time Prices with Forecasted and Actual System Load

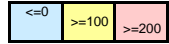
	HE1	HE2	HE3	HE4	HE5	HE6	HE7	HE8	HE9	HE10	HE11	HE12	HE13	HE14	HE15	HE16	HE17	HE18	HE19	HE20	HE21	HE22	HE23	HE24
CINERGY.HUB	20.63	20.72	19.73	18.81	19.94	29.77	31.30	24.66	36.02	49.41	58.50	52.27	96.12	142.35	52.53	107.12	41.69	25.66	32.33	38.42	35.58	25.99	23.31	22.33
FE.HUB	22.31	21.20	24.72	21.53	21.06	39.26	32.21	25.35	37.23	51.13	60.51	53.90	98.12	134.14	52.02	108.17	42.49	26.10	32.95	39.17	36.27	26.51	23.61	22.28
ILLINOIS.HUB	25.01	32.57	16.63	20.95	24.49	26.80	30.37	24.32	35.54	48.86	57.95	51.87	94.89	129.83	50.63	104.89	41.19	25.48	31.98	40.97	35.23	25.60	22.78	21.71
MICHIGAN.HUB	26.05	21.79	36.91	27.90	23.27	62.01	33.55	26.38	38.81	53.64	64.22	55.82	101.18	138.17	53.53	111.68	43.72	26.92	34.23	41.23	37.77	27.68	24.54	23.54
MINN.HUB	12.76	6.76	11.51	9.60	12.16	24.04	50.25	41.87	93.78	155.62	140.62	99.93	100.48	133.48	51.02	102.52	39.82	24.56	30.34	33.59	35.08	25.75	22.55	21.07
Forecasted(GW)	59.0	56.5	55.1	54.8	56.3	60.7	65.7	68.5	71.2	74.0	76.6	79.1	81.1	83.2	84.4	85.0	84.7	83.1	81.0	81.0	78.0	72.9	67.6	63.4
(RT) - (DA Load)	0.07	-0.01	0.17	-0.28	-1.71	-3.39	-1.39	-0.37	1.06	1.41	2.66	2.84	3.40	3.28	4.01	4.21	3.55	4.18	2.97	1.29	2.27	2.08	0.44	-0.37



MISO Hub Report

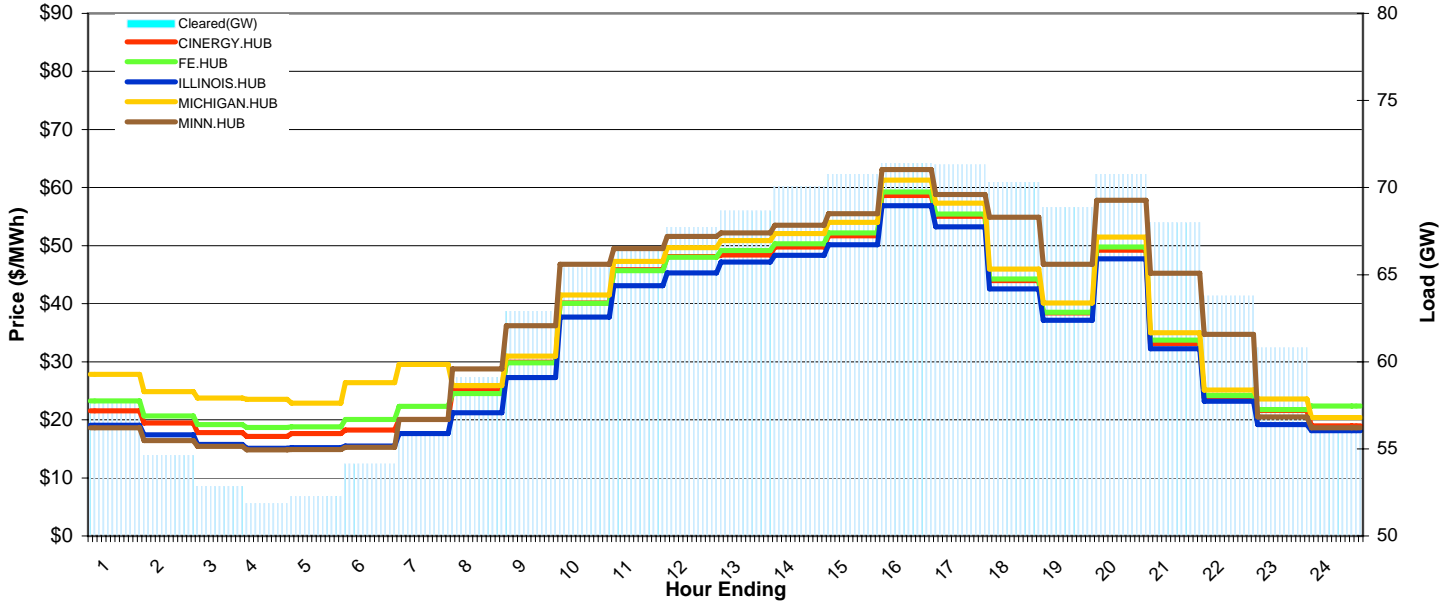
Delivery Day: Saturday, September 22, 2007

Price Color Codes:



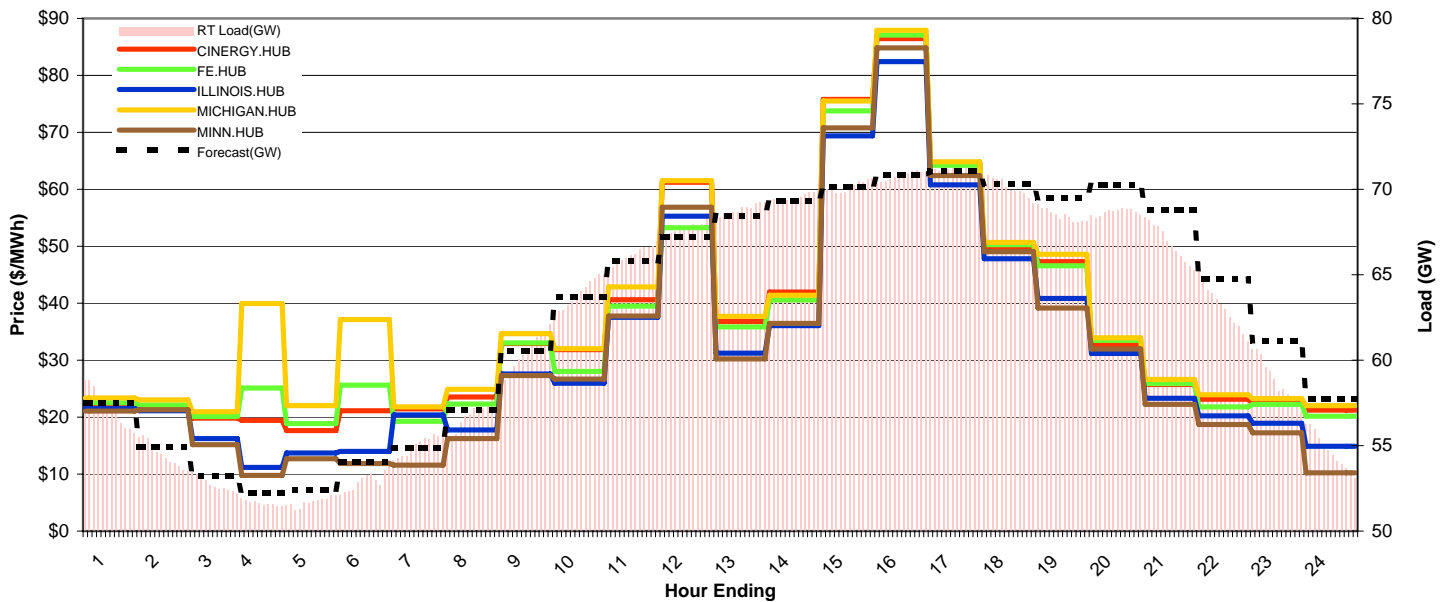
Day-Ahead Prices and Cleared Load

	HE1	HE2	HE3	HE4	HE5	HE6	HE7	HE8	HE9	HE10	HE11	HE12	HE13	HE14	HE15	HE16	HE17	HE18	HE19	HE20	HE21	HE22	HE23	HE24
CINERGY.HUB	21.53	19.45	17.82	17.15	17.63	18.23	20.08	25.03	29.90	40.10	45.84	48.14	48.39	49.78	51.68	58.62	55.08	44.00	38.41	49.21	33.11	23.79	21.63	18.96
FE.HUB	23.27	20.66	19.18	18.69	18.78	20.07	22.33	24.52	29.84	40.08	45.70	48.00	49.15	50.34	52.21	59.27	55.42	44.27	38.51	49.74	33.73	24.20	21.79	22.39
ILLINOIS.HUB	19.06	17.42	15.78	15.08	15.21	15.51	17.61	21.21	27.26	37.71	43.10	45.29	47.15	48.31	50.13	56.90	53.23	42.53	37.15	47.73	32.24	23.19	19.17	18.13
MICHIGAN.HUB	27.82	24.86	23.78	23.52	22.86	26.38	29.55	25.91	30.99	41.52	47.28	49.67	50.85	52.07	53.99	61.27	57.33	45.95	40.14	51.49	35.00	25.11	23.58	20.38
MINN.HUB	18.61	16.44	15.44	14.84	14.88	15.27	20.06	28.78	36.21	46.78	49.49	51.57	52.18	53.49	55.51	63.11	58.79	54.88	46.77	57.82	45.27	34.70	20.51	18.65
Cleared(GW)	57.6	54.6	52.9	51.9	52.3	54.1	55.8	59.1	62.9	65.4	66.5	67.7	68.7	70.1	70.8	71.4	71.3	70.3	68.9	70.8	68.0	63.8	60.8	56.1



Preliminary Real-Time Prices with Forecasted and Actual System Load

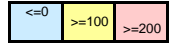
	HE1	HE2	HE3	HE4	HE5	HE6	HE7	HE8	HE9	HE10	HE11	HE12	HE13	HE14	HE15	HE16	HE17	HE18	HE19	HE20	HE21	HE22	HE23	HE24
CINERGY.HUB	22.19	21.78	19.84	19.43	17.66	21.12	21.48	23.56	32.90	31.88	40.62	61.26	36.80	41.99	75.80	86.48	64.60	49.60	47.30	32.73	25.71	23.13	22.41	21.26
FE.HUB	22.54	22.12	20.14	25.14	18.89	25.62	19.29	22.29	33.03	28.02	39.48	53.25	35.83	40.54	73.74	87.07	64.19	50.26	46.59	33.51	25.90	21.80	22.23	20.19
ILLINOIS.HUB	21.52	21.10	16.25	11.16	13.68	14.01	20.42	17.73	27.58	25.93	37.55	55.26	31.23	36.05	69.41	82.42	60.78	47.83	40.84	31.16	23.34	20.24	18.92	14.89
MICHIGAN.HUB	23.38	23.01	20.93	39.95	22.00	37.15	21.78	24.88	34.68	32.04	42.87	61.51	37.72	41.41	75.50	87.91	64.81	50.70	48.62	33.95	26.64	23.94	23.24	22.04
MINN.HUB	21.08	21.27	15.18	9.79	12.68	11.84	11.55	16.24	27.29	26.70	37.74	56.85	30.20	36.48	70.80	84.81	62.42	49.07	39.13	31.98	22.24	18.73	17.25	10.20
Forecasted(GW)	57.5	54.9	53.2	52.2	52.4	54.0	54.8	57.1	60.6	63.7	65.8	67.2	68.5	69.3	70.1	70.8	71.1	70.3	69.5	70.3	68.8	64.7	61.1	57.7
(RT) - (DA Load)	-0.33	-0.16	-0.17	-0.22	-0.58	-1.22	-0.80	-2.29	-2.55	-1.53	-0.40	0.04	0.13	-0.56	-0.63	-0.65	-0.23	-0.19	-0.42	-2.13	-1.13	-0.71	-2.01	-1.42



MISO Hub Report

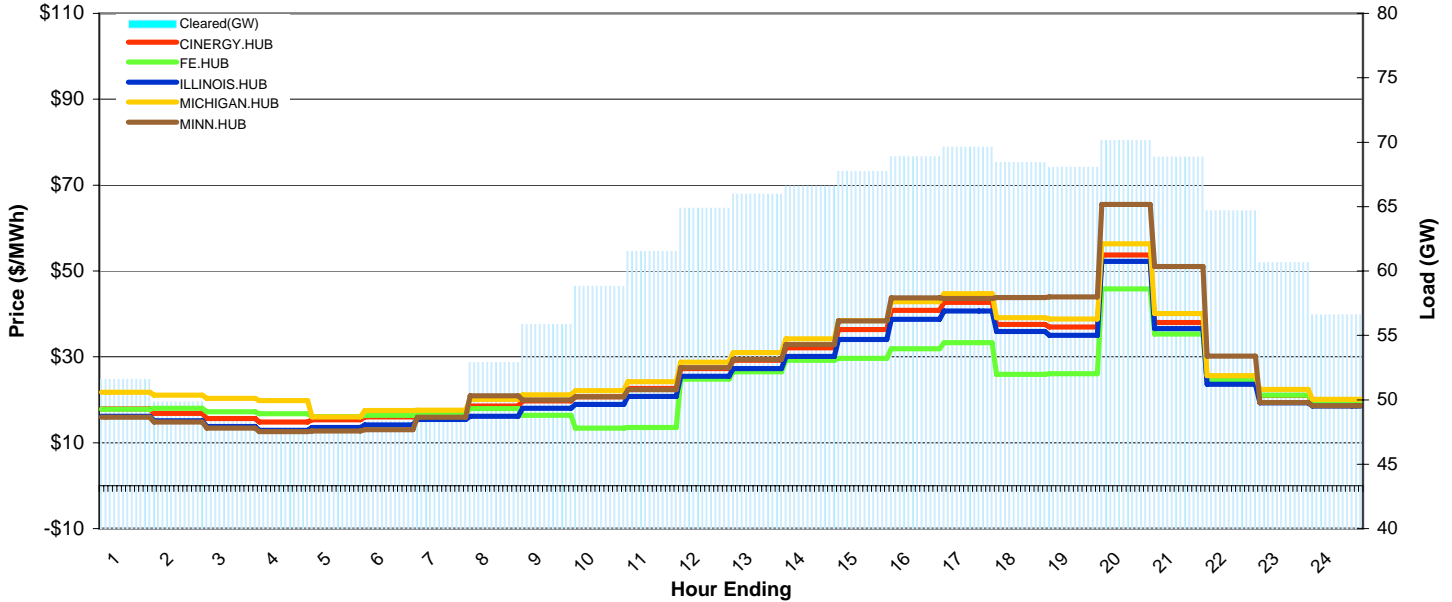
Delivery Day: Sunday, September 23, 2007

Price Color Codes:



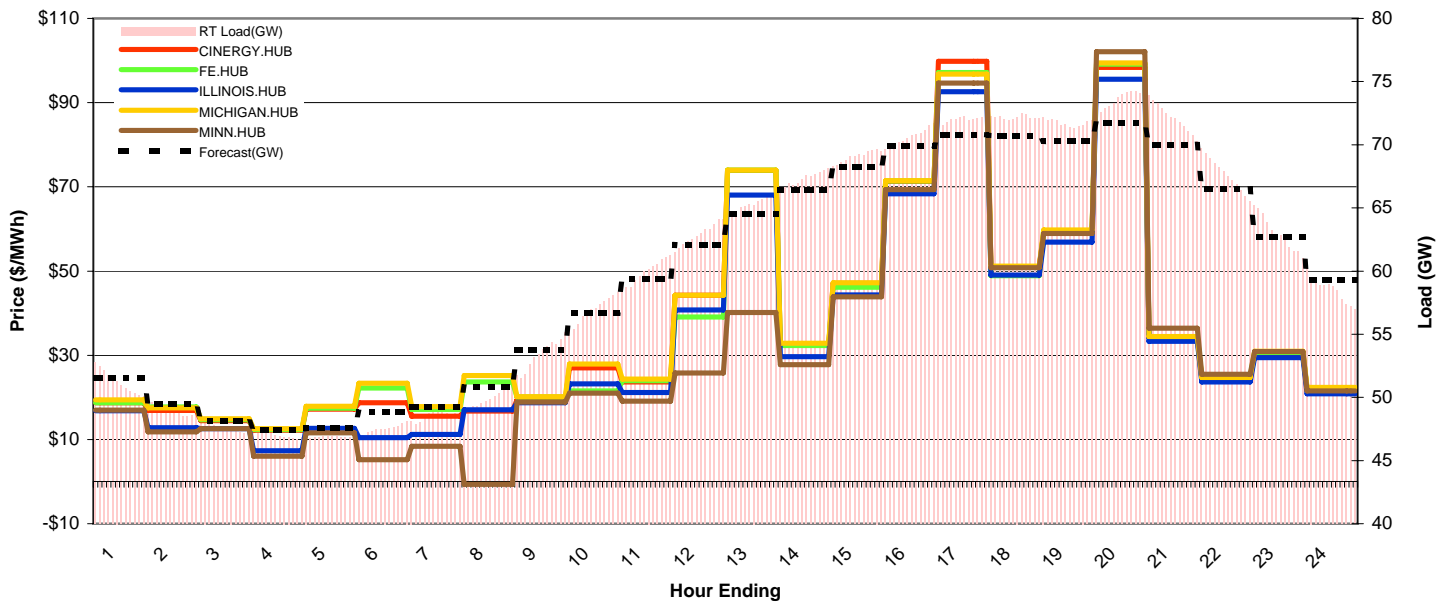
Day-Ahead Prices and Cleared Load

	HE1	HE2	HE3	HE4	HE5	HE6	HE7	HE8	HE9	HE10	HE11	HE12	HE13	HE14	HE15	HE16	HE17	HE18	HE19	HE20	HE21	HE22	HE23	HE24
CINERGY.HUB	17.90	16.84	15.62	14.83	15.33	16.01	16.76	18.51	19.77	20.72	22.61	27.27	29.18	32.10	36.38	40.83	42.69	37.52	36.99	53.72	38.00	24.36	20.97	19.26
FE.HUB	17.78	18.06	17.21	16.78	16.12	16.38	17.00	17.94	16.37	13.40	13.56	24.80	26.52	29.17	29.65	31.87	33.34	25.89	26.04	45.79	35.31	24.43	21.11	19.62
ILLINOIS.HUB	16.18	15.15	13.74	12.91	13.59	14.17	15.43	16.18	18.03	18.94	20.78	25.50	27.27	30.10	34.04	38.73	40.71	35.95	35.00	52.22	36.61	23.60	19.28	18.51
MICHIGAN.HUB	21.73	21.07	20.30	19.82	16.02	17.51	17.58	20.10	21.16	22.15	24.19	28.77	30.98	34.18	38.42	42.85	44.73	39.11	38.84	56.31	40.11	25.64	22.41	20.10
MINN.HUB	15.96	14.82	13.39	12.57	12.72	13.06	15.91	20.93	20.00	20.71	22.33	27.47	29.42	32.88	38.36	43.75	43.58	43.82	43.96	65.47	51.06	30.21	19.36	18.63
Cleared(GW)	51.6	49.8	48.5	47.8	47.5	48.3	48.9	52.9	55.9	58.8	61.5	64.9	66.0	66.6	67.7	68.9	69.6	68.4	68.1	70.1	68.8	64.7	60.6	56.6



Preliminary Real-Time Prices with Forecasted and Actual System Load

	HE1	HE2	HE3	HE4	HE5	HE6	HE7	HE8	HE9	HE10	HE11	HE12	HE13	HE14	HE15	HE16	HE17	HE18	HE19	HE20	HE21	HE22	HE23	HE24
CINERGY.HUB	18.74	16.93	14.44	12.16	17.20	18.76	15.53	16.74	19.44	27.02	23.69	44.29	73.87	32.35	47.11	71.33	99.81	50.97	59.14	98.37	34.12	24.28	30.43	21.66
FE.HUB	18.70	17.72	14.71	12.32	17.46	22.22	17.14	23.69	20.12	21.51	23.96	39.07	73.94	32.33	46.19	71.39	97.19	48.92	59.63	99.12	34.35	24.47	30.67	21.90
ILLINOIS.HUB	16.81	12.81	12.58	7.30	12.65	10.46	11.21	17.03	18.75	23.21	21.17	40.75	68.03	29.70	44.33	68.35	92.56	49.03	56.91	95.55	33.35	23.70	29.45	20.85
MICHIGAN.HUB	19.38	17.52	14.92	12.57	17.88	23.34	17.84	25.17	20.20	27.96	24.38	44.24	74.01	32.83	47.20	71.49	96.79	51.14	59.74	99.45	34.45	24.71	31.00	22.35
MINN.HUB	17.01	11.82	12.55	6.05	11.57	5.23	8.42	-0.67	18.89	21.00	19.10	25.81	40.16	27.77	43.86	69.35	94.62	50.77	58.91	102.10	36.42	25.51	30.88	21.54
Forecasted(GW)	51.6	49.5	48.2	47.4	47.6	48.8	49.2	50.8	53.8	56.6	59.4	62.1	64.6	66.4	68.2	69.9	70.8	70.7	70.3	71.7	70.0	66.5	62.7	59.3
(RT) - (DA Load)	-0.38	-0.81	-0.83	-0.84	-0.64	-0.86	-0.33	-3.00	-2.50	-1.89	-1.57	-1.99	-0.68	0.73	1.33	1.71	2.34	3.72	3.66	3.40	3.28	3.00	2.36	1.92



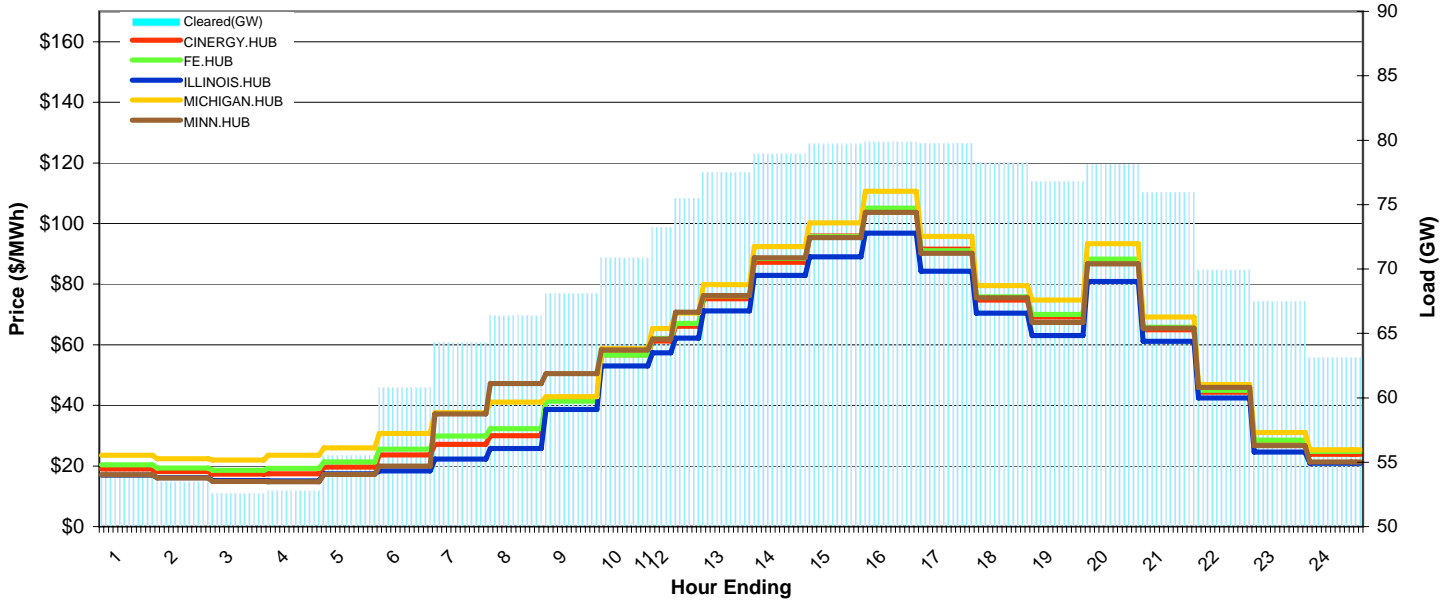
MISO Hub Report

Delivery Day: Monday, September 24, 2007

Price Color Codes: ≤0 ≥100 ≥200

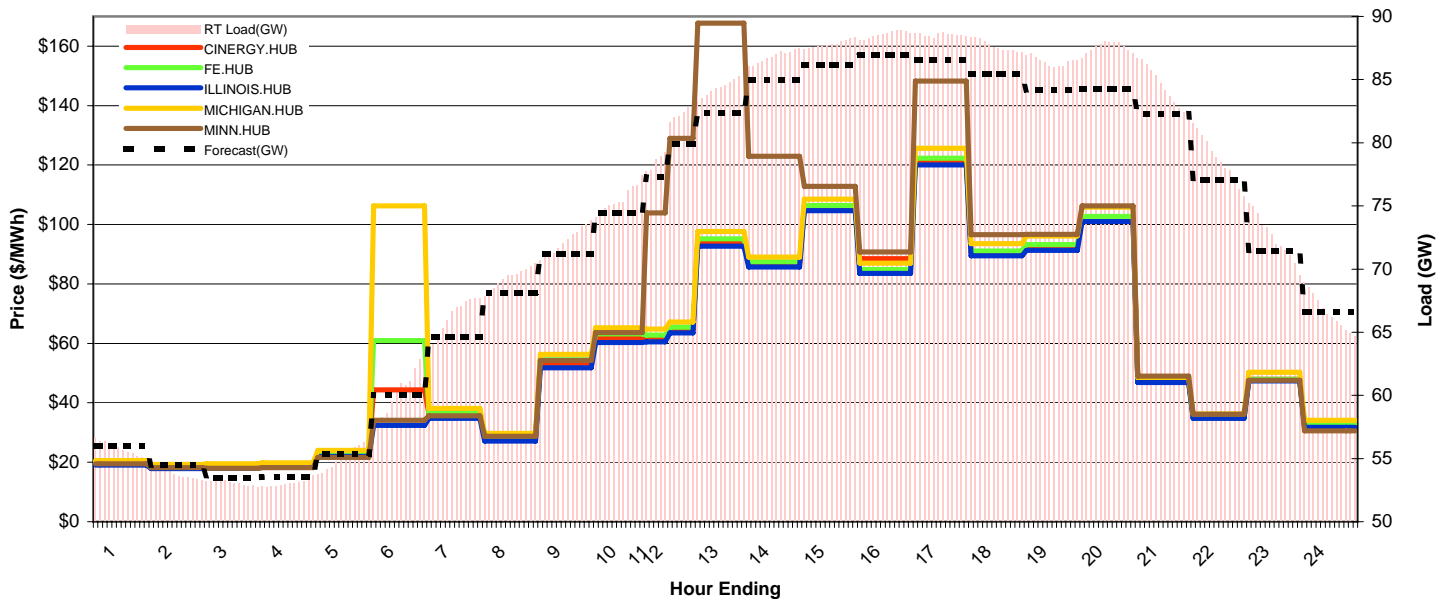
Day-Ahead Prices and Cleared Load

	HE1	HE2	HE3	HE4	HE5	HE6	HE7	HE8	HE9	HE10	HE11	HE12	HE13	HE14	HE15	HE16	HE17	HE18	HE19	HE20	HE21	HE22	HE23	HE24
CINERGY.HUB	19.01	18.18	17.36	17.47	19.60	23.61	27.10	30.00	41.59	56.69	61.25	66.13	75.17	87.26	95.89	103.75	91.55	74.77	69.16	87.16	64.92	44.35	28.40	23.90
FE.HUB	20.34	19.33	18.63	19.19	21.34	25.60	29.91	32.27	41.43	56.56	62.05	67.00	76.18	88.44	95.64	105.09	90.98	75.77	70.00	88.27	65.78	44.98	28.56	24.84
ILLINOIS.HUB	16.96	16.18	15.18	15.05	17.38	18.32	22.23	25.80	38.69	53.05	57.35	62.22	71.22	82.86	89.06	96.82	84.24	70.47	63.00	80.92	61.10	42.43	24.62	20.93
MICHIGAN.HUB	23.59	22.38	21.95	23.55	25.93	30.75	37.57	41.05	42.91	58.72	65.37	70.42	79.81	92.41	100.21	110.66	95.79	79.55	74.72	93.38	69.12	46.89	31.05	25.39
MINN.HUB	17.08	16.10	14.89	14.81	17.20	19.97	37.19	47.23	50.50	58.27	61.91	70.73	76.27	88.74	95.39	103.70	90.22	75.47	67.32	86.66	65.42	45.98	26.70	21.30
Cleared(GW)	54.5	53.5	52.6	52.8	55.5	60.8	64.3	66.4	68.1	70.9	73.3	75.5	77.5	78.9	79.7	79.9	79.8	78.3	76.8	78.1	76.0	69.9	67.5	63.1



Preliminary Real-Time Prices with Forecasted and Actual System Load

	HE1	HE2	HE3	HE4	HE5	HE6	HE7	HE8	HE9	HE10	HE11	HE12	HE13	HE14	HE15	HE16	HE17	HE18	HE19	HE20	HE21	HE22	HE23	HE24
CINERGY.HUB	19.77	18.47	18.58	18.88	22.83	44.38	36.19	27.99	53.27	62.00	61.71	64.74	94.17	86.80	105.77	88.54	121.51	90.68	92.70	102.22	47.07	34.91	47.94	32.47
FE.HUB	19.99	18.67	18.81	19.17	23.23	60.93	36.72	28.59	54.43	63.24	62.78	65.43	95.17	87.41	106.36	84.88	122.28	91.12	93.21	102.67	47.00	34.88	47.91	32.51
ILLINOIS.HUB	19.10	17.90	17.99	18.26	22.00	32.46	34.77	27.17	51.74	60.32	60.53	63.56	92.70	85.65	104.62	83.55	120.06	89.43	91.29	101.00	46.81	34.80	47.32	31.74
MICHIGAN.HUB	20.52	19.27	19.45	19.78	24.02	106.28	38.16	29.70	56.30	65.24	64.82	67.19	97.69	89.07	108.53	86.98	125.62	93.53	96.18	105.83	48.54	36.30	50.24	34.11
MINN.HUB	19.52	18.16	18.01	18.19	21.62	34.15	35.69	28.72	54.22	63.67	103.90	128.98	167.75	122.97	112.88	90.75	148.22	96.60	96.71	106.31	49.02	36.17	47.62	30.61
Forecasted(GW)	56.0	54.5	53.5	53.5	55.4	60.0	64.6	68.1	71.2	74.4	77.3	79.9	82.4	84.9	86.2	87.0	86.6	85.5	84.2	84.3	82.3	77.0	71.4	66.6
(RT) - (DA Load)	1.23	0.34	0.52	0.29	-0.35	-0.51	1.96	2.95	4.10	4.69	5.24	6.84	6.94	7.87	8.11	8.70	8.79	9.44	9.66	9.42	8.51	8.86	5.03	3.47



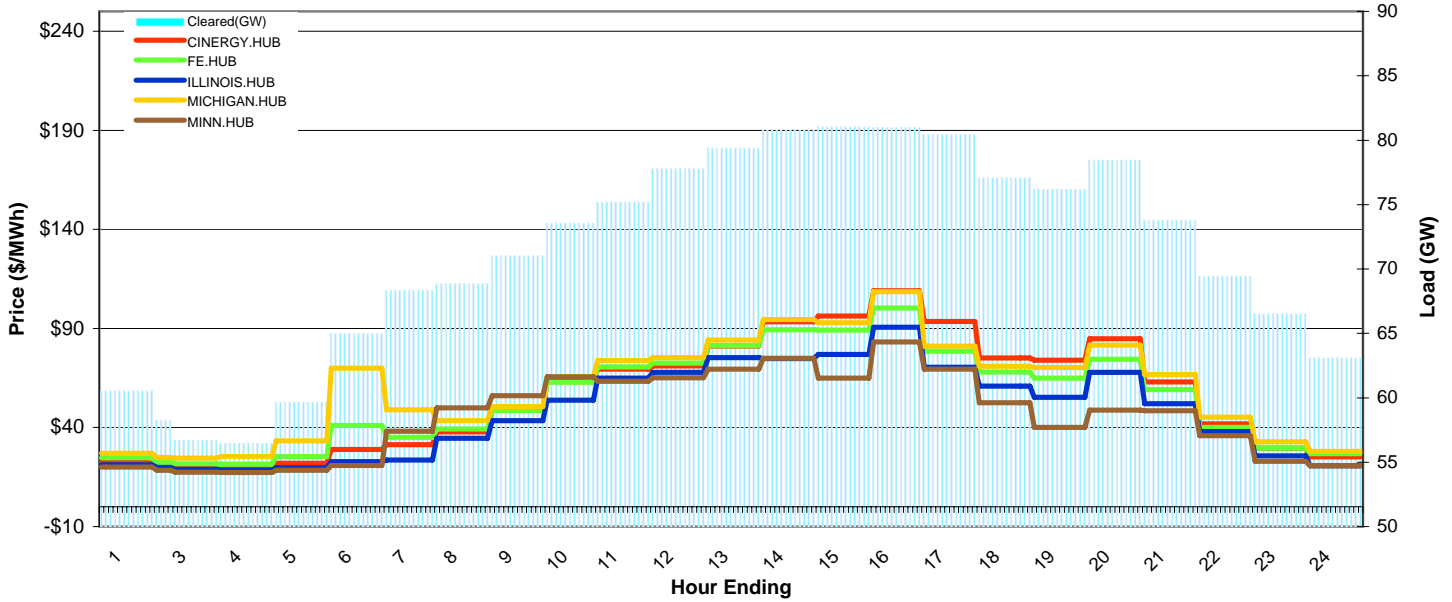
MISO Hub Report

Delivery Day: Tuesday, September 25, 2007

Price Color Codes: <=0 >=100 >=200

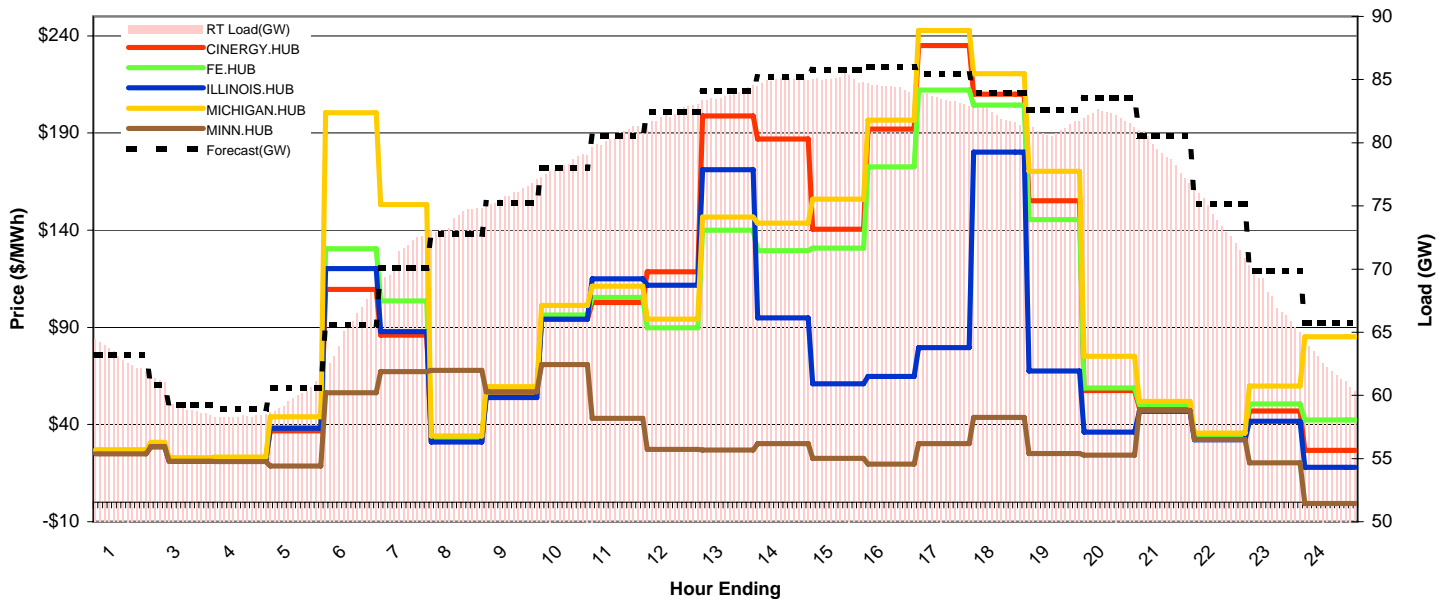
Day-Ahead Prices and Cleared Load

	HE1	HE2	HE3	HE4	HE5	HE6	HE7	HE8	HE9	HE10	HE11	HE12	HE13	HE14	HE15	HE16	HE17	HE18	HE19	HE20	HE21	HE22	HE23	HE24
CINERGY.HUB	22.47	21.28	20.23	19.89	22.01	28.93	31.29	37.73	48.64	64.52	69.40	71.05	81.08	93.36	96.29	109.00	93.51	75.07	73.99	84.86	63.00	41.90	29.61	25.26
FE.HUB	24.76	22.35	21.65	21.49	25.34	41.09	34.98	39.25	48.58	62.76	70.59	72.59	81.19	89.37	89.10	100.27	78.55	68.00	64.96	74.48	59.18	40.11	29.51	26.75
ILLINOIS.HUB	21.13	19.88	18.93	18.47	19.75	22.86	23.66	34.60	43.42	53.75	64.90	67.78	75.27	74.74	76.86	90.64	70.37	60.88	55.27	67.79	52.06	37.92	32.85	20.64
MICHIGAN.HUB	27.00	24.85	24.62	25.40	33.25	69.89	48.88	43.52	50.55	65.66	73.76	75.22	84.12	94.51	92.90	108.46	81.13	70.86	70.32	81.52	66.64	45.17	32.85	28.00
MINN.HUB	20.06	18.44	17.53	17.33	18.38	20.83	38.16	49.90	56.12	65.61	63.28	65.08	69.46	75.00	64.88	83.10	69.49	52.52	40.00	48.75	48.50	35.92	22.96	20.74
Cleared(GW)	60.5	58.3	56.7	56.5	59.6	65.0	68.3	68.9	71.0	73.5	75.2	77.8	79.4	80.7	81.0	81.0	80.4	77.1	76.2	78.5	73.8	69.4	66.5	63.1



Preliminary Real-Time Prices with Forecasted and Actual System Load

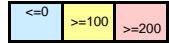
	HE1	HE2	HE3	HE4	HE5	HE6	HE7	HE8	HE9	HE10	HE11	HE12	HE13	HE14	HE15	HE16	HE17	HE18	HE19	HE20	HE21	HE22	HE23	HE24
CINERGY.HUB	25.82	29.33	21.69	22.07	36.72	109.52	86.00	31.94	55.75	94.26	102.81	118.67	198.77	186.93	140.53	191.97	235.03	210.05	155.14	57.46	48.46	33.22	46.90	26.68
FE.HUB	25.79	29.31	21.79	22.23	38.42	130.52	103.63	32.46	56.83	96.29	105.48	89.77	140.02	129.48	130.77	172.68	212.10	204.40	145.50	58.81	50.32	34.38	50.54	42.30
ILLINOIS.HUB	25.17	28.59	21.15	21.47	38.05	120.31	87.88	31.03	53.92	94.29	115.04	111.67	171.06	94.86	61.02	64.73	79.51	180.25	67.50	36.10	46.87	32.16	41.66	18.03
MICHIGAN.HUB	27.05	30.78	22.92	23.34	44.09	200.41	153.18	34.15	59.45	101.29	111.16	94.26	146.77	143.57	155.95	196.63	242.75	220.46	170.25	75.18	51.86	35.55	59.82	85.10
MINN.HUB	24.99	28.64	21.06	21.01	18.61	56.30	67.20	67.84	56.78	70.81	43.16	27.17	26.93	30.11	22.65	19.69	30.18	43.69	25.14	24.29	47.24	32.30	20.27	-0.66
Forecasted(GW)	63.2	60.8	59.3	58.9	60.6	65.6	70.1	72.7	75.3	78.0	80.5	82.5	84.1	85.2	85.8	86.0	85.4	83.9	82.6	83.6	80.5	75.2	69.9	65.7
(RT) - (DA Load)	2.53	3.02	2.21	1.88	0.19	0.46	2.83	5.06	4.91	4.69	5.34	4.52	4.39	4.18	4.01	3.37	3.01	5.07	4.89	3.61	5.23	4.29	1.01	-0.90



MISO Hub Report

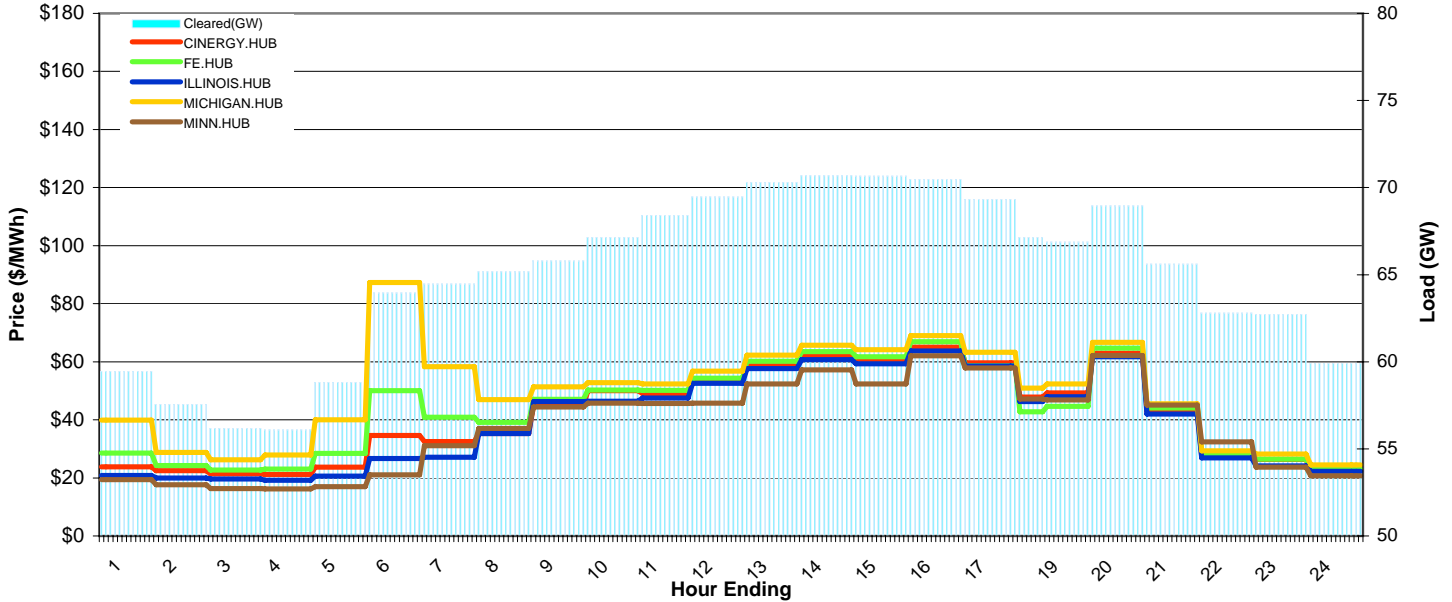
Delivery Day: Wednesday, September 26, 2007

Price Color Codes:



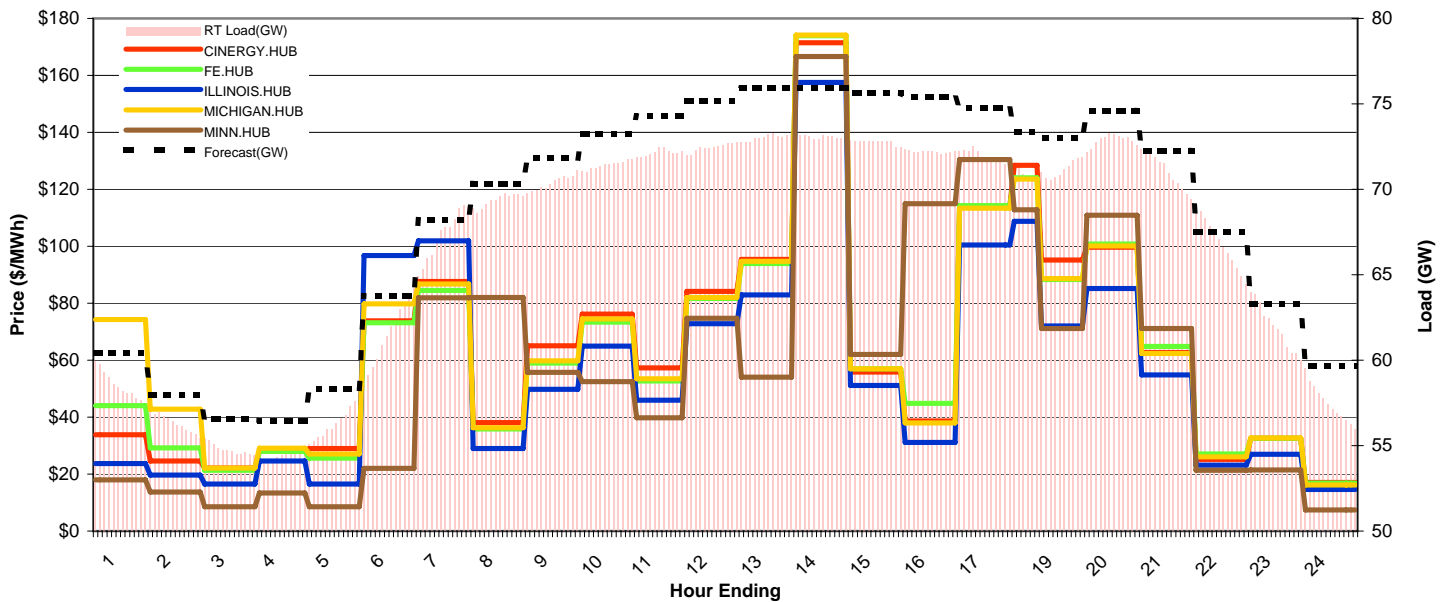
Day-Ahead Prices and Cleared Load

	HE1	HE2	HE3	HE4	HE5	HE6	HE7	HE8	HE9	HE10	HE11	HE12	HE13	HE14	HE15	HE16	HE17	HE18	HE19	HE20	HE21	HE22	HE23	HE24
CINERGY.HUB	23.85	22.48	21.36	21.11	23.69	34.59	32.54	35.28	44.73	50.00	49.00	53.40	58.67	61.86	60.36	65.00	59.67	47.81	49.23	62.90	42.85	27.52	26.35	22.57
FE.HUB	28.52	24.22	22.71	23.04	28.46	50.09	40.88	39.16	47.11	50.27	50.10	54.33	60.13	63.50	61.76	66.93	58.68	42.74	44.67	64.75	44.10	28.36	26.45	23.02
ILLINOIS.HUB	20.88	19.93	19.63	19.22	20.63	26.67	27.09	35.31	46.29	46.40	47.55	52.54	57.62	60.71	59.27	63.75	58.51	46.35	47.97	61.70	42.00	26.85	24.17	22.22
MICHIGAN.HUB	39.88	28.77	26.22	27.85	40.04	87.26	58.30	46.92	51.41	52.77	52.35	56.82	62.30	65.68	64.13	68.96	63.31	50.97	52.35	66.74	45.53	29.34	28.25	24.48
MINN.HUB	19.36	17.59	16.31	16.21	16.95	21.00	31.04	37.08	44.45	45.75	45.60	45.74	52.39	57.26	52.35	62.10	57.87	47.23	46.85	62.16	45.08	32.46	23.72	20.76
Cleared(GW)	59.5	57.5	56.2	56.1	58.8	64.0	64.5	65.2	65.8	67.2	68.4	69.5	70.3	70.7	70.7	70.5	69.3	67.2	66.9	69.0	65.6	62.8	62.7	59.9



Preliminary Real-Time Prices with Forecasted and Actual System Load

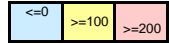
	HE1	HE2	HE3	HE4	HE5	HE6	HE7	HE8	HE9	HE10	HE11	HE12	HE13	HE14	HE15	HE16	HE17	HE18	HE19	HE20	HE21	HE22	HE23	HE24
CINERGY.HUB	33.81	24.57	22.15	27.95	28.96	73.87	87.61	38.10	65.04	76.13	57.30	84.15	95.40	171.42	55.80	38.66	114.07	128.41	95.17	99.70	62.66	25.13	32.59	17.08
FE.HUB	44.01	29.22	21.32	28.01	25.65	73.19	84.54	35.82	58.96	73.32	52.66	81.71	93.92	173.98	56.97	44.81	114.25	124.10	88.26	100.74	64.79	27.07	32.58	16.87
ILLINOIS.HUB	23.72	19.70	16.55	24.61	16.51	96.72	101.89	29.02	49.83	64.96	45.93	72.81	82.88	157.57	51.11	31.11	100.50	108.77	72.04	85.22	54.84	23.09	26.93	14.59
MICHIGAN.HUB	74.32	42.80	22.08	29.12	27.09	79.72	86.73	36.32	59.79	74.53	53.53	82.02	94.72	174.16	56.97	38.03	113.37	123.60	88.70	100.06	62.35	26.11	32.69	16.18
MINN.HUB	17.99	13.70	8.49	13.41	8.53	22.02	81.89	82.06	55.77	52.52	39.77	74.74	54.01	166.59	61.97	114.99	130.50	112.78	71.16	110.92	71.11	21.37	21.46	7.43
Forecasted(GW)	60.4	58.0	56.6	56.4	58.3	63.8	68.2	70.3	71.8	73.2	74.3	75.1	75.9	75.9	75.6	75.4	74.7	73.4	73.0	74.6	72.3	67.5	63.3	59.6
(RT) - (DA Load)	-0.96	-1.25	-1.41	-1.61	-2.53	-2.45	2.82	4.17	4.56	4.25	3.70	2.95	2.70	2.38	2.07	1.71	2.59	3.74	4.28	3.89	5.44	4.00	-0.78	-2.46



MISO Hub Report

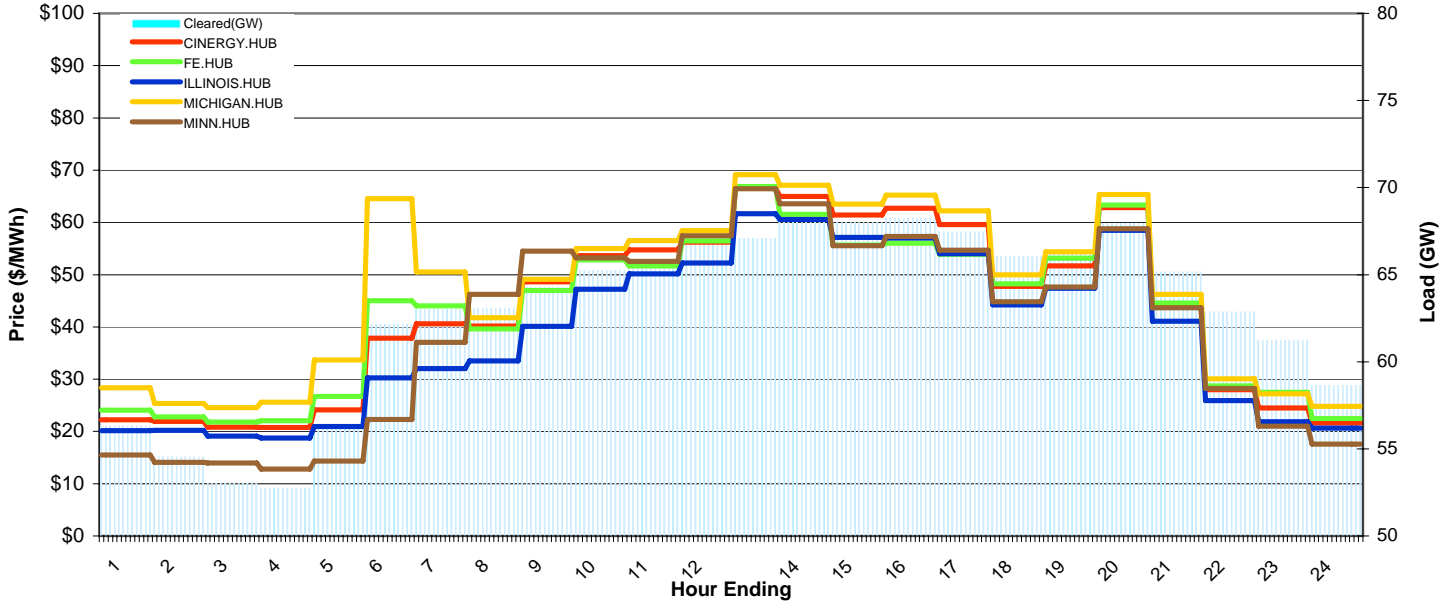
Delivery Day: Thursday, September 27, 2007

Price Color Codes:



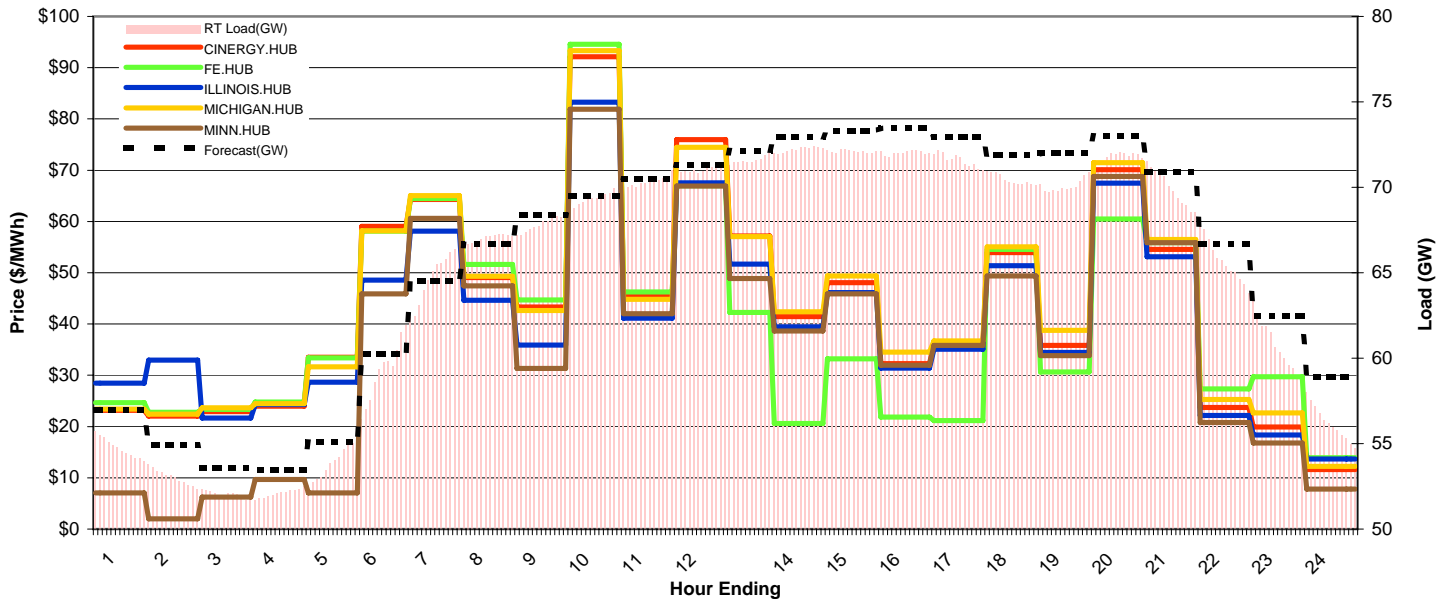
Day-Ahead Prices and Cleared Load

	HE1	HE2	HE3	HE4	HE5	HE6	HE7	HE8	HE9	HE10	HE11	HE12	HE13	HE14	HE15	HE16	HE17	HE18	HE19	HE20	HE21	HE22	HE23	HE24
CINERGY.HUB	22.21	21.93	20.85	20.74	24.12	37.83	40.60	40.19	48.62	53.63	54.77	56.24	66.67	65.00	61.45	62.72	59.61	47.76	51.66	62.84	43.80	28.00	24.51	21.61
FE.HUB	24.09	22.76	21.77	22.03	26.69	45.03	44.00	39.59	46.95	52.86	51.68	56.47	66.86	61.55	55.66	56.02	53.91	48.25	53.16	63.33	44.58	28.73	27.47	22.45
ILLINOIS.HUB	20.17	20.20	19.09	18.73	20.93	30.26	32.02	33.48	40.14	47.19	50.17	52.23	61.67	60.59	57.15	57.03	54.00	44.21	47.42	58.50	41.11	25.91	21.87	20.62
MICHIGAN.HUB	28.35	25.35	24.54	25.62	33.70	64.54	50.49	41.74	49.11	54.97	56.52	58.44	69.12	67.14	63.52	65.23	62.22	49.99	54.40	65.37	46.24	30.09	27.21	24.82
MINN.HUB	15.50	14.11	13.97	12.79	14.30	22.30	37.04	46.21	54.48	53.21	52.55	57.45	66.42	63.58	55.54	57.33	54.70	44.85	47.64	58.77	43.66	28.26	21.03	17.59
Cleared(GW)	56.3	54.5	53.0	52.8	56.1	62.2	63.0	63.1	64.3	65.2	65.6	66.9	67.1	68.0	68.0	68.2	67.5	66.1	66.4	68.0	65.2	62.9	61.2	58.7



Preliminary Real-Time Prices with Forecasted and Actual System Load

	HE1	HE2	HE3	HE4	HE5	HE6	HE7	HE8	HE9	HE10	HE11	HE12	HE13	HE14	HE15	HE16	HE17	HE18	HE19	HE20	HE21	HE22	HE23	HE24
CINERGY.HUB	23.14	22.04	22.94	23.98	33.54	59.08	64.28	49.08	43.32	92.13	45.40	75.97	57.15	41.46	48.06	32.25	36.01	53.94	35.84	70.13	54.53	23.71	19.90	11.60
FE.HUB	24.63	22.77	23.35	24.76	33.42	58.13	64.51	51.64	44.67	94.56	46.24	66.95	42.23	20.61	33.23	21.86	21.18	54.57	30.63	60.50	55.84	27.31	29.69	13.93
ILLINOIS.HUB	28.45	32.99	21.69	24.30	28.68	48.59	58.14	44.62	35.89	83.28	41.12	67.56	51.66	39.42	46.10	31.38	35.09	51.40	34.43	67.49	53.10	22.14	18.36	13.64
MICHIGAN.HUB	23.39	22.39	23.66	24.44	31.67	58.15	65.05	49.33	42.64	93.35	44.81	74.44	57.06	42.40	49.39	34.49	36.73	55.04	38.78	71.50	56.50	25.29	22.63	12.23
MINN.HUB	7.03	1.99	6.25	9.65	7.03	45.90	60.63	47.47	31.35	81.88	42.01	66.92	48.90	38.62	45.91	31.99	35.81	49.35	33.85	68.77	55.88	20.76	16.81	7.80
Forecasted(GW)	57.0	54.9	53.5	53.4	55.1	60.3	64.5	66.7	68.4	69.5	70.5	71.3	72.1	73.0	73.3	73.5	73.0	71.9	72.0	73.0	70.9	66.7	62.5	58.9
(RT) - (DA Load)	-1.58	-1.52	-1.00	-0.68	-2.21	-2.91	1.77	3.90	3.54	4.10	4.68	4.19	4.46	4.18	4.10	3.77	4.11	4.38	3.64	3.73	4.79	2.84	-0.54	-2.48



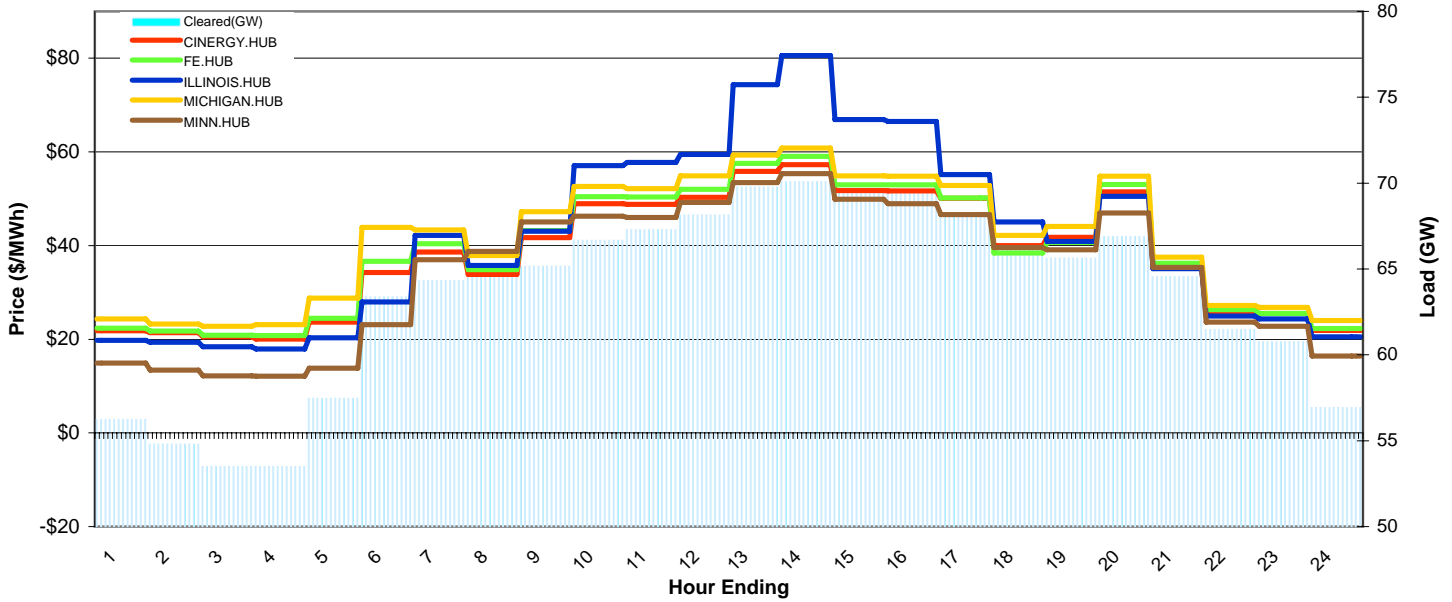
MISO Hub Report

Delivery Day: Friday, September 28, 2007

Price Color Codes: ≤0 ≥100 ≥200

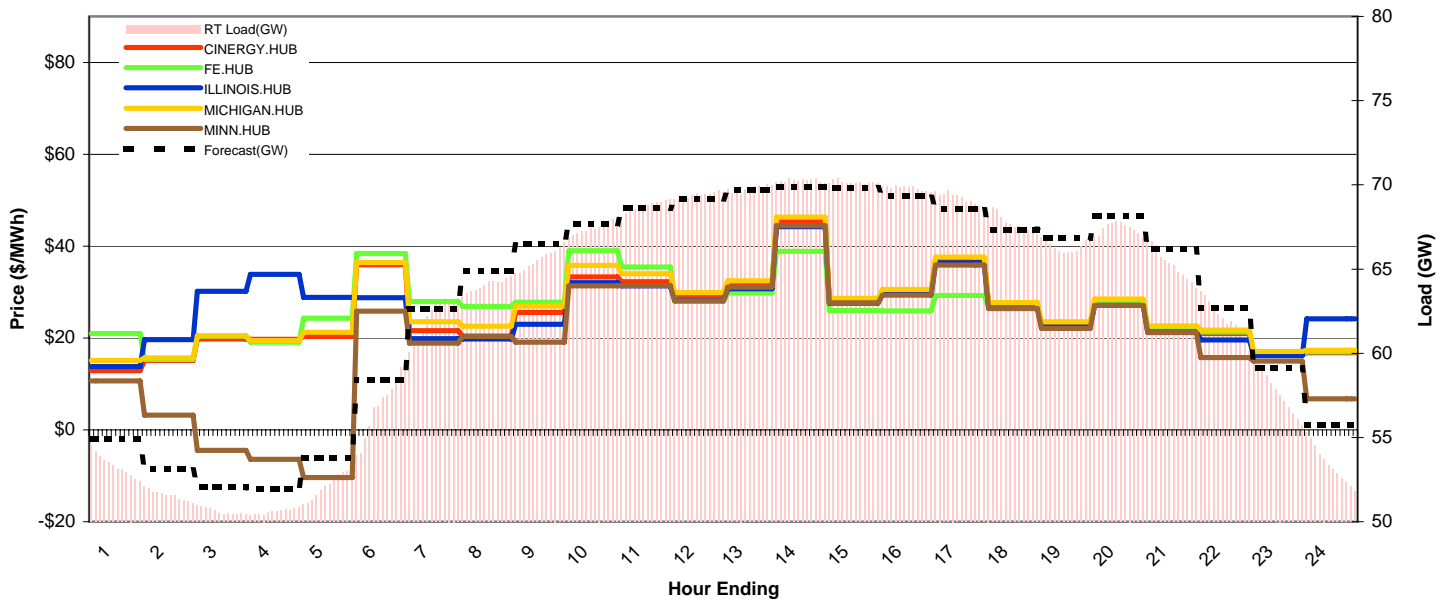
Day-Ahead Prices and Cleared Load

	HE1	HE2	HE3	HE4	HE5	HE6	HE7	HE8	HE9	HE10	HE11	HE12	HE13	HE14	HE15	HE16	HE17	HE18	HE19	HE20	HE21	HE22	HE23	HE24
CINERGY.HUB	21.82	21.40	20.53	20.06	23.69	34.26	38.62	33.86	41.72	48.92	48.83	50.32	55.82	57.26	51.72	51.66	50.12	39.98	41.75	51.49	35.17	25.62	25.50	21.91
FE.HUB	22.39	21.73	20.86	20.76	24.48	36.62	40.39	34.87	43.19	50.46	50.36	51.98	57.55	59.04	52.95	52.97	50.14	38.42	40.64	53.06	36.26	26.32	25.53	22.30
ILLINOIS.HUB	19.76	19.36	18.43	17.91	20.32	27.98	42.17	35.77	43.07	57.06	57.74	59.45	74.34	80.57	66.91	66.49	55.15	45.01	40.88	50.51	35.09	24.96	24.36	20.54
MICHIGAN.HUB	24.32	23.27	22.74	23.09	28.76	43.85	43.35	37.90	47.23	52.64	52.17	54.89	59.31	60.86	54.89	54.84	52.80	42.14	44.08	54.78	37.54	27.21	26.83	24.02
MINN.HUB	14.93	13.41	12.17	12.11	13.85	23.08	36.96	38.73	45.01	46.27	46.03	49.22	53.46	55.39	49.91	48.96	46.64	39.57	39.08	46.96	35.37	23.64	22.79	16.42
Cleared(GW)	56.2	54.8	53.5	53.5	57.5	63.4	64.3	64.8	65.2	66.7	67.3	68.1	69.8	70.1	69.5	69.5	68.3	66.1	65.6	66.9	64.5	61.5	60.8	56.9



Preliminary Real-Time Prices with Forecasted and Actual System Load

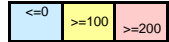
	HE1	HE2	HE3	HE4	HE5	HE6	HE7	HE8	HE9	HE10	HE11	HE12	HE13	HE14	HE15	HE16	HE17	HE18	HE19	HE20	HE21	HE22	HE23	HE24
CINERGY.HUB	12.87	15.10	19.75	19.70	20.37	35.93	21.57	20.43	25.59	33.27	32.22	28.96	31.62	45.35	28.15	30.13	37.11	27.08	22.85	27.60	21.89	20.97	16.51	16.77
FE.HUB	20.95	15.33	20.39	19.07	24.30	38.35	27.96	26.90	27.77	39.03	35.45	28.01	29.83	38.88	25.98	25.91	29.24	26.72	22.34	28.01	22.24	21.28	16.73	16.99
ILLINOIS.HUB	13.81	19.62	30.14	33.82	28.81	28.79	19.83	19.76	23.01	32.04	31.34	28.14	30.74	44.25	27.56	29.54	36.37	26.55	22.37	27.07	21.34	19.55	16.14	24.15
MICHIGAN.HUB	15.14	15.66	20.50	19.42	21.21	36.45	23.56	22.59	26.95	35.82	34.02	29.91	32.46	46.33	28.66	30.55	37.64	27.73	23.52	28.49	22.64	21.73	17.09	17.33
MINN.HUB	10.65	3.18	-4.45	-6.39	-10.36	25.86	18.90	20.32	19.11	31.34	31.44	28.09	31.07	44.43	27.68	29.35	35.88	26.38	22.07	27.09	21.16	15.75	14.94	6.73
Forecasted(GW)	54.9	53.1	52.0	52.0	53.8	58.4	62.7	64.9	66.5	67.7	68.6	69.2	69.7	69.9	69.8	69.3	68.6	67.3	66.9	68.1	66.2	62.7	59.1	55.8
(RT) - (DA Load)	-2.93	-3.25	-2.89	-2.92	-5.33	-6.53	-2.12	-0.79	0.38	0.77	1.41	1.24	-0.01	0.15	0.61	0.34	0.93	1.70	0.75	0.48	0.73	0.58	-3.07	-3.54



MISO Hub Report

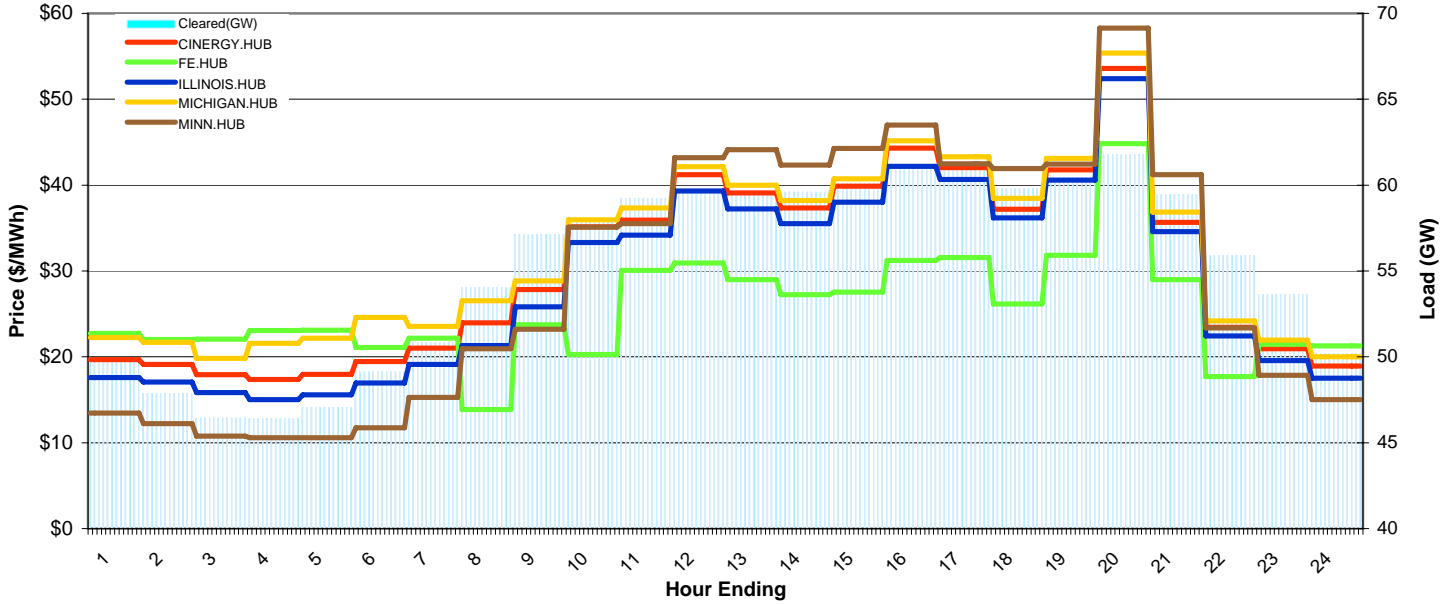
Delivery Day: Saturday, September 29, 2007

Price Color Codes:



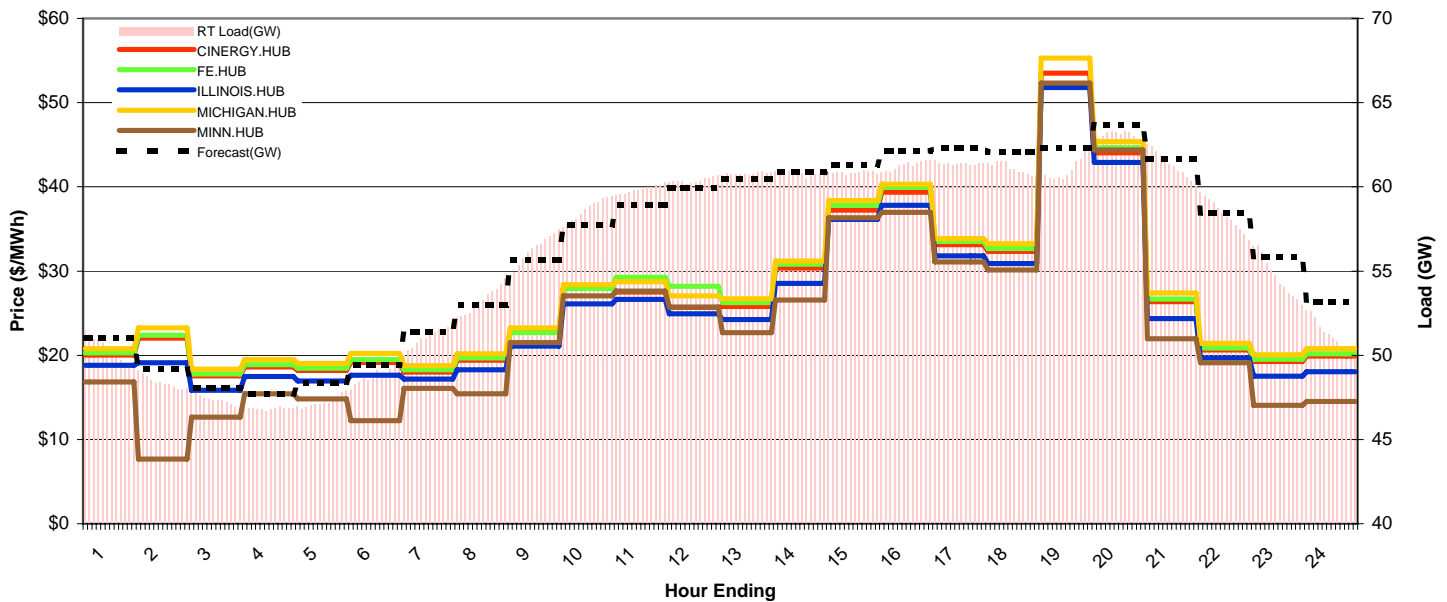
Day-Ahead Prices and Cleared Load

	HE1	HE2	HE3	HE4	HE5	HE6	HE7	HE8	HE9	HE10	HE11	HE12	HE13	HE14	HE15	HE16	HE17	HE18	HE19	HE20	HE21	HE22	HE23	HE24
CINERGY.HUB	19.66	19.12	17.92	17.36	17.96	19.44	21.01	23.95	27.85	35.16	35.93	41.23	39.11	37.34	39.87	44.31	42.04	37.21	41.77	53.59	35.65	23.43	20.95	18.92
FE.HUB	22.75	22.04	22.08	23.05	23.09	21.11	22.19	13.85	23.74	20.28	30.09	30.95	29.00	27.26	27.54	31.22	31.55	26.15	31.82	44.84	28.99	17.69	21.48	21.28
ILLINOIS.HUB	17.60	17.05	15.84	15.01	15.58	16.94	19.10	21.30	25.83	33.31	34.18	39.31	37.24	35.52	38.01	42.20	40.67	36.19	40.59	52.39	34.57	22.45	19.58	17.53
MICHIGAN.HUB	22.24	21.69	19.83	21.58	22.18	24.59	23.57	26.62	28.85	35.97	37.34	42.15	39.97	38.20	40.72	45.18	43.31	38.45	43.10	55.38	36.86	24.17	21.94	20.01
MINN.HUB	13.44	12.23	10.78	10.59	10.59	11.75	15.27	20.95	23.21	35.12	35.51	43.21	44.11	42.32	44.26	47.00	42.49	41.92	42.45	58.29	41.23	23.36	17.86	15.03
Cleared(GW)	50.0	47.9	46.4	46.4	47.1	49.1	50.8	54.0	57.1	57.9	59.2	59.6	59.6	59.6	60.1	61.1	61.1	59.8	60.4	61.8	59.5	55.9	53.6	50.2



Preliminary Real-Time Prices with Forecasted and Actual System Load

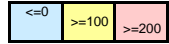
	HE1	HE2	HE3	HE4	HE5	HE6	HE7	HE8	HE9	HE10	HE11	HE12	HE13	HE14	HE15	HE16	HE17	HE18	HE19	HE20	HE21	HE22	HE23	HE24
CINERGY.HUB	20.01	22.03	17.56	18.62	18.20	19.16	18.02	19.40	22.93	28.01	27.53	25.69	25.81	30.35	37.23	39.38	33.14	32.35	53.50	44.03	26.38	20.62	19.28	19.92
FE.HUB	20.30	22.38	17.79	18.88	18.46	19.49	18.29	19.70	22.67	27.92	29.26	28.18	26.26	30.80	37.82	39.95	33.53	32.69	51.87	44.63	26.69	20.88	19.52	20.18
ILLINOIS.HUB	18.82	19.10	15.83	17.48	16.95	17.62	17.17	18.26	21.09	26.11	26.65	24.92	24.25	28.54	36.12	37.82	31.80	30.91	51.79	42.89	24.36	19.67	17.52	18.05
MICHIGAN.HUB	20.80	23.24	18.35	19.50	19.03	20.22	18.78	20.19	23.24	28.39	28.73	27.06	26.72	31.21	38.38	40.30	33.86	33.23	55.29	45.38	27.39	21.45	20.05	20.79
MINN.HUB	16.85	7.66	12.64	15.44	14.83	12.25	16.09	15.42	21.52	27.06	27.62	25.72	22.69	26.56	36.31	36.97	31.07	30.14	52.33	44.40	21.98	19.10	14.07	14.52
Forecasted(GW)	51.0	49.2	48.1	47.7	48.4	49.4	51.4	53.0	55.6	57.7	58.9	59.9	60.5	60.9	61.3	62.1	62.3	62.1	62.3	63.7	61.7	58.4	55.8	53.2
(RT) - (DA Load)	0.36	0.51	0.91	0.40	0.15	-0.32	0.22	-0.81	-0.90	0.76	0.62	0.77	1.15	1.22	0.73	0.16	0.31	1.28	0.61	1.28	1.86	2.43	1.05	1.01



MISO Hub Report

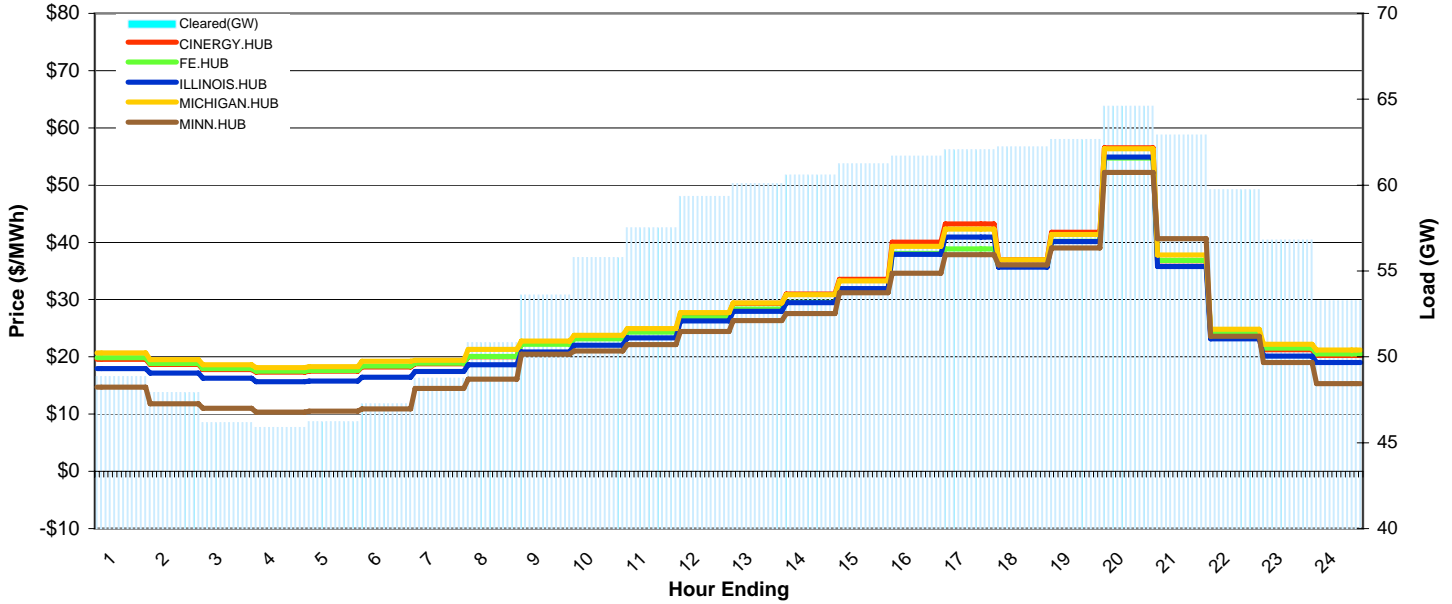
Delivery Day: Sunday, September 30, 2007

Price Color Codes:



Day-Ahead Prices and Cleared Load

	HE1	HE2	HE3	HE4	HE5	HE6	HE7	HE8	HE9	HE10	HE11	HE12	HE13	HE14	HE15	HE16	HE17	HE18	HE19	HE20	HE21	HE22	HE23	HE24
CINERGY.HUB	19.56	18.68	17.79	17.35	17.52	18.21	18.80	20.04	22.47	23.44	24.57	27.53	29.33	30.95	33.55	40.01	43.24	36.97	41.75	56.53	36.79	24.07	21.24	20.22
FE.HUB	19.84	18.83	17.94	17.51	17.64	18.38	18.90	20.10	22.20	23.14	24.30	26.84	28.37	29.50	31.48	38.09	38.88	35.84	40.19	54.72	36.86	24.27	21.55	20.50
ILLINOIS.HUB	17.94	17.15	16.26	15.64	15.75	16.45	17.45	18.62	20.88	22.04	23.33	26.28	27.95	29.49	31.95	37.92	40.94	35.66	40.12	54.91	35.80	23.14	20.12	18.99
MICHIGAN.HUB	20.69	19.50	18.60	18.14	18.30	19.25	19.43	21.29	22.76	23.75	24.94	27.71	29.40	30.87	33.28	39.29	42.35	36.94	41.40	56.33	37.77	24.82	22.22	21.19
MINN.HUB	14.73	11.78	11.01	10.37	10.54	10.91	14.49	16.08	20.44	21.02	22.13	24.42	26.36	27.57	31.22	34.61	37.83	36.06	39.00	52.20	40.64	23.62	19.03	15.34
Cleared(GW)	48.9	47.9	46.2	45.9	46.2	47.3	48.8	50.8	53.6	55.8	57.5	59.3	60.1	60.6	61.2	61.7	62.1	62.2	62.7	64.6	62.9	59.7	56.8	53.3



Preliminary Real-Time Prices with Forecasted and Actual System Load

	HE1	HE2	HE3	HE4	HE5	HE6	HE7	HE8	HE9	HE10	HE11	HE12	HE13	HE14	HE15	HE16	HE17	HE18	HE19	HE20	HE21	HE22	HE23	HE24
CINERGY.HUB	11.75	16.02	6.48	17.86	19.58	21.53	18.18	15.95	22.03	26.86	24.22	24.25	25.76	35.39	38.79	49.94	40.45	46.10	70.45	77.23	25.19	22.78	21.00	18.26
FE.HUB	11.91	16.20	5.71	16.55	19.06	21.18	18.02	15.99	21.40	25.53	23.29	24.40	25.58	34.07	34.68	43.57	40.66	43.26	66.46	77.96	25.43	23.01	21.20	18.43
ILLINOIS.HUB	10.25	12.95	2.46	12.03	12.61	16.08	13.60	12.12	19.41	21.74	22.01	22.30	23.97	33.91	37.46	47.97	38.92	44.47	67.75	74.60	24.43	22.06	20.34	17.67
MICHIGAN.HUB	12.38	16.90	5.95	17.23	19.90	22.09	18.77	16.63	22.34	27.70	25.08	25.46	26.54	36.31	39.93	50.99	41.34	47.16	72.64	79.30	25.95	23.73	21.95	19.11
MINN.HUB	7.74	7.03	-1.33	6.89	4.16	8.13	6.96	5.33	19.88	15.30	20.89	21.14	23.24	35.51	39.06	49.89	40.41	46.46	71.55	79.29	25.89	22.48	19.65	16.39
Forecasted(GW)	49.4	47.8	46.7	46.3	46.5	47.7	48.5	49.6	51.9	54.2	55.9	57.6	58.9	59.9	60.7	61.8	62.6	62.9	63.7	65.5	63.8	60.6	56.7	54.6
(RT) - (DA Load)	-0.39	-1.03	-0.35	-0.68	-0.83	-1.13	-1.28	-2.18	-2.00	-1.66	-1.53	-1.67	-0.90	-0.50	-0.29	0.11	0.65	0.76	1.47	1.74	1.90	1.71	0.69	0.86

