

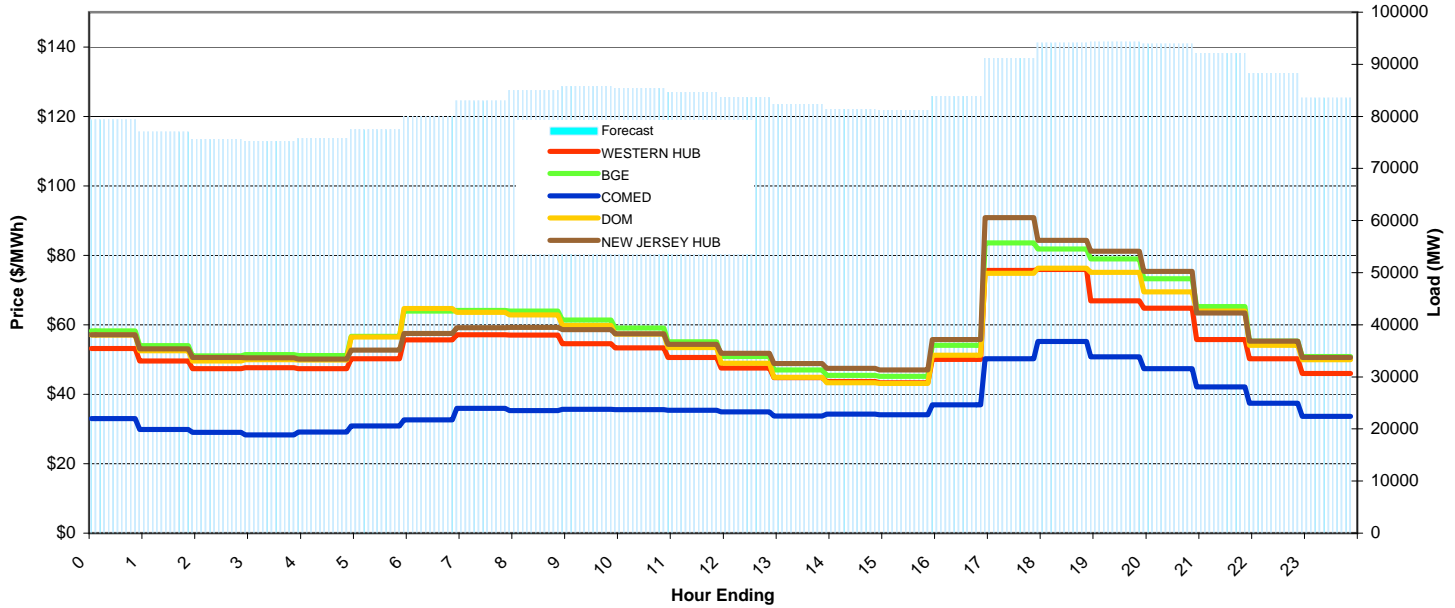
PJM Daily Report

Report for: 1/1/2009

Price Color Codes: ≤0 ≥100 ≥200

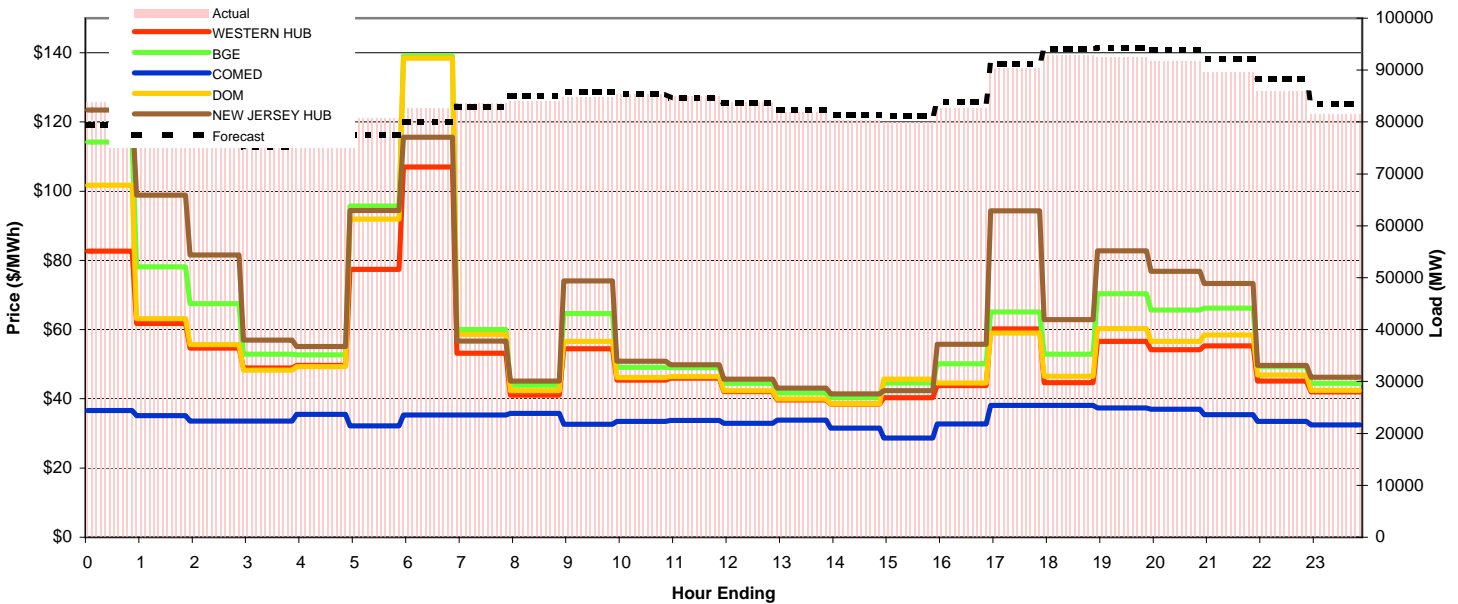
Day-Ahead Prices and Forecast Load

	HE1	HE2	HE3	HE4	HE5	HE6	HE7	HE8	HE9	HE10	HE11	HE12	HE13	HE14	HE15	HE16	HE17	HE18	HE19	HE20	HE21	HE22	HE23	HE24	avg all/peak
WESTERN HUB	53.14	49.60	47.40	47.60	47.39	50.19	55.66	57.12	57.05	54.59	53.38	50.61	47.59	44.76	43.67	43.34	50.00	75.60	75.89	66.92	64.75	55.72	50.21	46.01	54 / 56
BGE	58.239	53.954	51.033	51.444	51.174	56.653	63.92	64.166	63.976	61.39	59.056	55.06	50.86	46.993	45.397	45.16	54.13	83.56	81.844	78.978	73.213	65.236	55.324	50.85	59 / 62
COMED	32.98	29.821	29.063	28.249	29.116	30.828	32.574	35.942	35.27	35.632	35.545	35.408	34.883	33.728	34.235	34.114	36.901	50.249	55.162	50.776	47.369	42.15	37.398	33.586	37 / 40
DOM	57.043	52.555	49.525	49.984	49.844	56.501	64.662	63.572	62.851	59.775	57.315	53.449	48.907	44.843	43.324	43.121	51.186	74.845	76.324	75.055	69.477	63.97	54.046	49.896	57 / 59
NEW JERSEY HUB	57.08	53.09	50.56	50.46	50.12	52.67	57.50	59.17	59.26	58.64	57.39	54.40	51.77	48.83	47.50	47.03	55.77	90.81	84.28	81.20	75.38	63.37	55.26	50.56	59 / 62
DA Forecast	79.4	77.0	75.6	75.2	75.8	77.5	80.0	83.0	84.9	85.8	85.4	84.7	83.6	82.4	81.4	81.1	83.8	91.2	94.1	94.3	93.9	92.1	88.3	83.5	84 / 87



Preliminary Real-Time Prices with Forecasted and Actual System Load

	HE1	HE2	HE3	HE4	HE5	HE6	HE7	HE8	HE9	HE10	HE11	HE12	HE13	HE14	HE15	HE16	HE17	HE18	HE19	HE20	HE21	HE22	HE23	HE24	avg all/peak
WESTERN HUB	82.64	61.73	54.67	48.89	49.70	77.44	107.04	53.15	41.02	54.46	45.39	46.00	42.03	39.67	38.44	40.34	43.87	60.19	44.67	56.63	54.17	55.34	45.16	42.00	54 / 48
BGE	114.2	78.167	67.508	52.884	52.726	95.676	139.09	60.065	43.927	64.661	49.114	49.016	44.516	41.697	40.337	44.603	50.078	65.086	52.928	70.401	65.66	66.257	49.266	44.48	63 / 54
COMED	36.591	35.101	33.574	33.532	35.5	32.22	35.336	35.357	35.773	32.68	33.441	33.754	32.935	33.852	31.569	28.7	32.772	38.115	38.069	37.381	37.014	35.449	33.449	32.49	34 / 34
DOM	101.7	63.149	55.64	48.294	49.285	91.897	138.43	58.594	42.35	56.564	46.139	46.441	42.343	39.98	38.551	45.677	44.56	58.97	46.496	60.329	56.556	58.431	46.895	42.486	57 / 49
NEW JERSEY HUB	123.42	98.84	81.60	56.93	55.12	94.46	115.60	56.68	45.17	74.08	50.90	49.82	45.71	43.09	41.40	42.34	55.72	94.33	62.88	82.75	76.83	73.34	49.68	46.24	67 / 59
Percent Forecast	5.21	5.51	5.38	4.90	4.45	4.10	3.18	0.76	-1.13	-1.20	-0.12	0.44	0.08	-0.52	-1.37	-1.51	-1.34	-0.97	-1.39	-1.89	-2.43	-2.84	-2.70	-2.51	
RTLoad	83.726	81.538	79.938	79.115	79.352	80.76	82.614	83.624	83.995	84.794	85.281	85.024	83.704	81.944	80.283	79.91	82.706	90.303	92.794	92.554	91.682	89.574	85.972	81.499	



PJM Daily Report

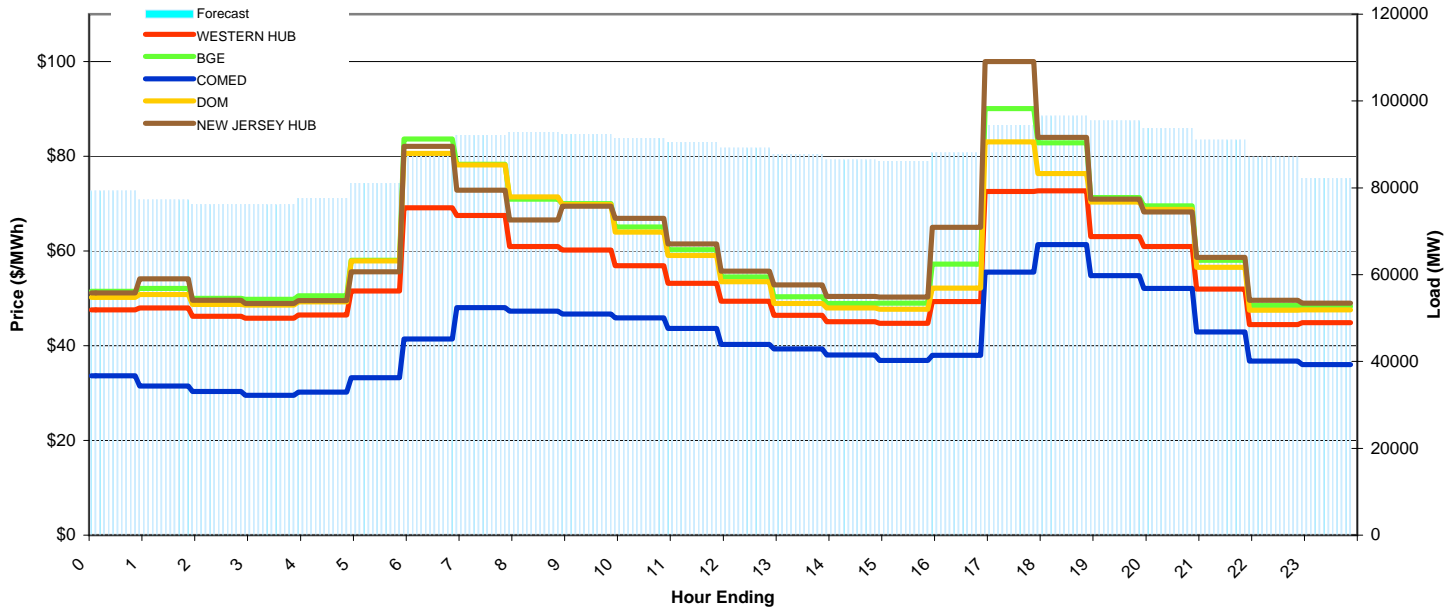
Report for: 1/2/2009

Price Color Codes:

≤0	≥100	≥200
----	------	------

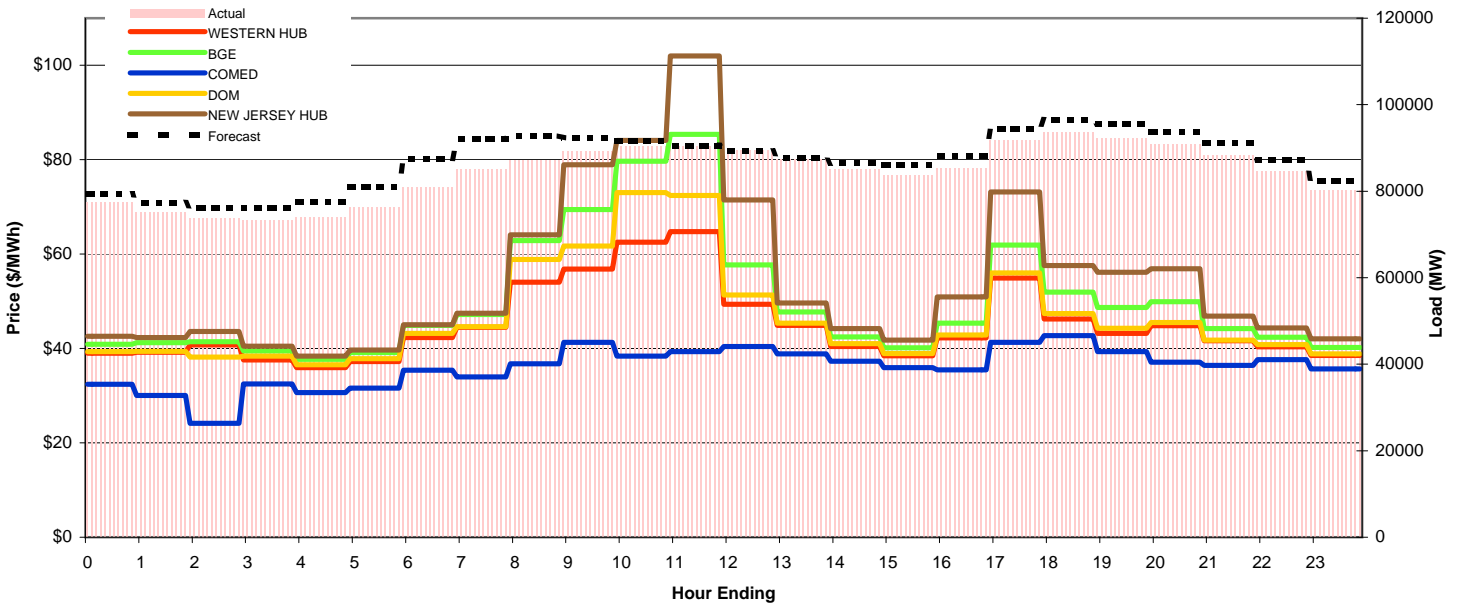
Day-Ahead Prices and Forecast Load

	HE1	HE2	HE3	HE4	HE5	HE6	HE7	HE8	HE9	HE10	HE11	HE12	HE13	HE14	HE15	HE16	HE17	HE18	HE19	HE20	HE21	HE22	HE23	HE24	avg all/peak
WESTERN HUB	47.58	47.95	46.20	45.84	46.45	51.54	69.14	67.52	60.97	60.22	56.86	53.15	49.42	46.44	45.07	44.72	49.34	72.56	72.72	63.07	60.92	51.94	44.43	44.86	54 / 56
BGE	51.497	52.095	50.016	49.791	50.533	58.073	83.681	78.341	70.932	70.008	65.074	60.288	54.551	50.346	48.897	48.953	57.225	90.087	82.82	71.291	69.528	58.049	48.547	48.316	61 / 64
COMED	33.65	31.487	30.341	29.535	30.207	33.232	41.429	48.059	47.283	46.719	45.851	43.669	40.274	39.336	38.053	36.878	37.952	55.553	61.325	54.775	52.086	42.874	36.727	35.987	41 / 45
DOM	50.203	50.816	48.72	48.554	49.231	57.888	80.62	78.169	71.416	69.831	64.015	59.022	53.492	48.938	47.939	47.696	52.13	83.066	76.342	70.314	68.77	56.567	47.521	47.554	60 / 62
NEW JERSEY HUB	51.12	54.14	49.56	48.95	49.54	55.59	82.07	72.82	66.57	69.48	66.90	61.46	55.72	52.84	50.42	50.25	65.02	100.02	83.97	70.98	68.25	58.63	49.60	49.02	62 / 65
DA Forecast	79.3	77.3	76.1	76.1	77.6	81.0	87.6	92.1	92.8	92.3	91.5	90.5	89.2	87.7	86.5	86.1	88.1	94.4	96.5	95.5	93.8	91.0	87.1	82.3	87 / 91



Preliminary Real-Time Prices with Forecasted and Actual System Load

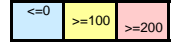
	HE1	HE2	HE3	HE4	HE5	HE6	HE7	HE8	HE9	HE10	HE11	HE12	HE13	HE14	HE15	HE16	HE17	HE18	HE19	HE20	HE21	HE22	HE23	HE24	avg all/peak
WESTERN HUB	38.99	39.19	40.76	37.60	35.95	37.24	42.35	44.47	54.06	56.80	62.56	64.80	49.40	44.87	40.44	38.43	42.28	54.96	46.23	43.19	44.81	41.63	40.32	38.54	45 / 48
BGE	40.884	41.229	41.444	39.454	37.685	39.135	44.884	47.178	62.86	69.412	79.689	85.389	57.703	47.732	42.421	40.163	45.338	61.944	51.929	48.672	49.935	44.237	42.372	40.215	50 / 55
COMED	32.398	30.053	24.109	32.459	30.675	31.628	35.379	34.005	36.736	41.316	38.417	39.3	40.431	38.84	37.289	35.971	35.489	41.268	42.701	39.341	37.114	36.44	37.636	35.67	36 / 38
DOM	39.357	39.408	38.167	38.352	36.546	37.814	43.226	44.657	58.856	61.711	73.056	72.416	51.331	45.401	41.001	38.9	42.864	56.003	47.373	44.271	45.475	41.79	40.823	38.855	47 / 50
NEW JERSEY HUB	42.59	42.33	43.58	40.49	38.40	39.68	45.01	47.49	64.10	78.95	84.10	102.03	71.49	49.64	44.21	41.78	50.92	73.18	57.59	56.16	56.90	46.84	44.38	42.07	54 / 61
Percent Forecast	-2.43	-3.06	-3.15	-3.70	-4.86	-6.12	-8.24	-8.38	-6.41	-3.51	-1.29	-0.08	0.26	-0.23	-1.64	-2.86	-3.23	-2.90	-3.27	-3.47	-3.32	-3.02	-2.95	-2.63	
RTLoad	77.401	74.985	73.787	73.397	73.977	76.355	80.893	84.994	87.18	89.185	90.333	90.47	89.428	87.474	85.102	83.726	85.302	91.779	93.488	92.287	90.745	88.375	84.654	80.169	



PJM Daily Report

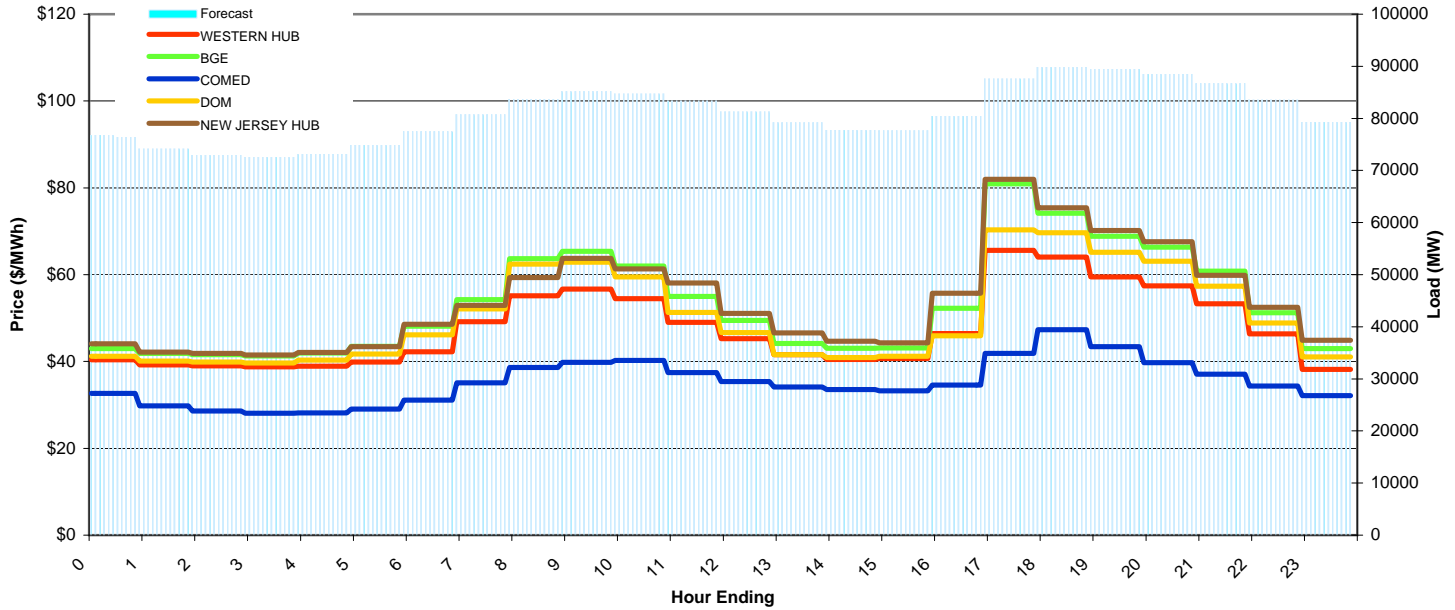
Report for: 1/3/2009

Price Color Codes:



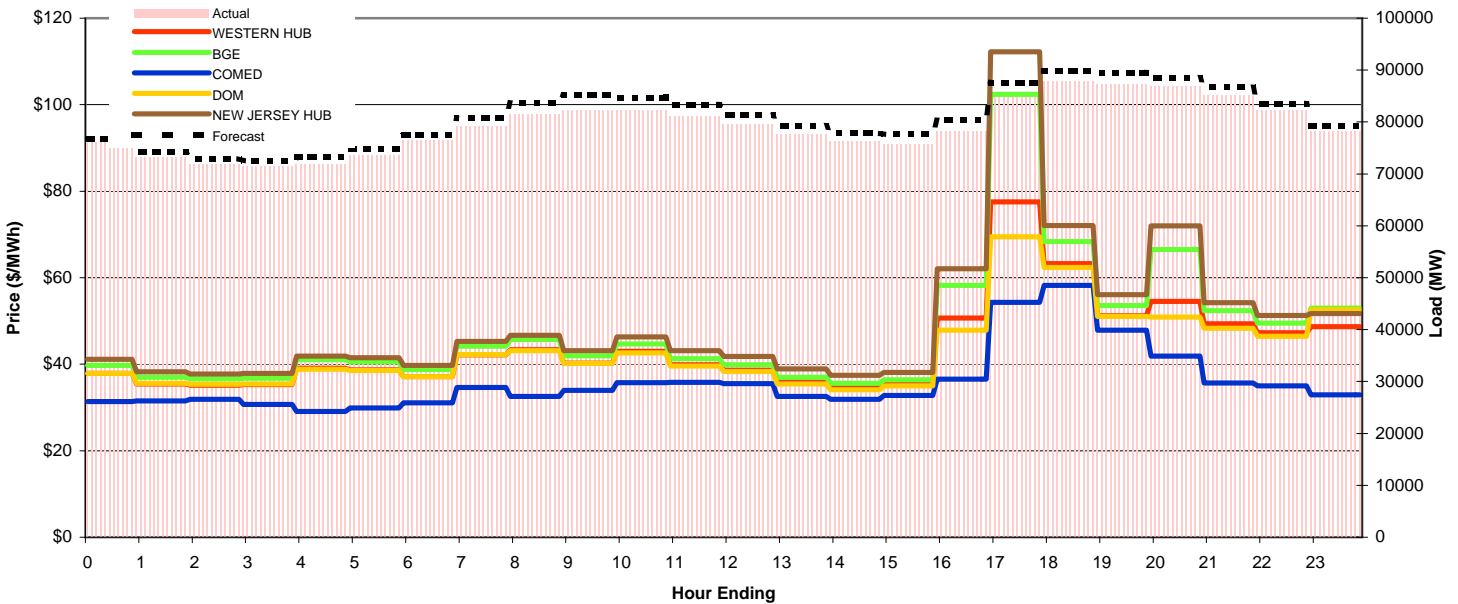
Day-Ahead Prices and Forecast Load

	HE1	HE2	HE3	HE4	HE5	HE6	HE7	HE8	HE9	HE10	HE11	HE12	HE13	HE14	HE15	HE16	HE17	HE18	HE19	HE20	HE21	HE22	HE23	HE24	avg all/peak
WESTERN HUB	40.38	39.21	39.02	38.77	38.93	39.85	42.25	49.18	55.10	56.70	54.49	49.04	45.28	41.55	40.48	40.68	46.47	65.60	64.04	59.48	57.45	53.33	46.38	38.16	48 / 52
BGE	43.005	41.852	41.55	41.267	41.968	43.495	48.146	54.234	63.658	65.415	61.994	54.972	49.424	44.122	43.014	43.155	52.227	80.92	74.128	68.87	66.373	60.83	51.262	42.957	53 / 58
COMED	32.681	29.756	28.62	28.06	28.157	29.057	31.115	35.06	38.603	39.774	40.219	37.447	35.361	34.161	33.568	33.234	34.552	41.855	47.335	43.445	39.746	37.095	34.371	32.111	35 / 38
DOM	41.231	40.104	39.864	39.626	40.285	41.699	46.12	52.092	62.397	62.845	59.517	51.296	46.692	41.564	40.915	41.205	45.938	70.314	69.651	65.182	63.105	57.378	48.894	41.081	50 / 55
NEW JERSEY HUB	44.11	42.13	41.87	41.46	42.07	43.42	48.55	52.89	59.37	63.73	61.32	58.10	51.07	46.57	44.64	44.27	55.69	81.98	75.42	70.17	67.60	59.88	52.50	44.89	54 / 59
DA Forecast	76.8	74.2	72.9	72.5	73.2	74.8	77.5	80.7	83.7	85.1	84.7	83.3	81.2	79.2	77.8	77.6	80.4	87.6	89.8	89.5	88.5	86.7	83.5	79.3	81 / 84



Preliminary Real-Time Prices with Forecasted and Actual System Load

	HE1	HE2	HE3	HE4	HE5	HE6	HE7	HE8	HE9	HE10	HE11	HE12	HE13	HE14	HE15	HE16	HE17	HE18	HE19	HE20	HE21	HE22	HE23	HE24	avg all/peak
WESTERN HUB	37.88	35.47	35.13	35.30	39.06	38.70	37.11	42.16	43.34	40.27	42.95	39.90	38.61	35.85	34.54	35.30	50.67	77.56	63.29	51.20	54.54	49.33	47.25	48.68	44 / 47
BGE	39.692	36.97	36.585	36.78	41.025	40.551	38.788	44.181	45.687	41.984	44.678	41.246	39.843	36.981	35.554	36.407	58.234	102.36	68.388	53.571	66.526	52.347	49.491	53.007	48 / 51
COMED	31.369	31.488	31.91	30.672	29.1	29.888	31.067	34.632	32.588	33.922	35.77	35.841	35.521	32.572	31.872	32.751	36.57	54.314	58.249	47.843	41.86	35.626	34.974	32.89	36 / 38
DOM	37.854	35.619	35.388	35.415	38.855	38.579	37.172	42.225	43.134	40.158	42.582	39.58	38.328	35.413	34.083	34.979	47.849	69.49	62.382	51.07	50.902	48.319	46.437	52.604	43 / 45
NEW JERSEY HUB	41.17	38.27	37.75	37.88	41.88	41.54	39.76	45.31	46.71	43.14	46.33	43.10	41.79	38.95	37.41	38.11	62.07	112.26	72.04	56.10	72.02	54.21	51.27	51.68	50 / 54
Percent Forecast	-1.04	-1.38	-1.57	-1.60	-1.95	-1.68	-1.42	-1.93	-2.56	-3.51	-3.13	-2.65	-2.01	-1.93	-2.08	-2.50	-2.78	-2.48	-2.20	-2.37	-1.89	-1.78	-1.45	-1.33	
RTLoad	76.009	73.151	71.799	71.376	71.781	73.604	76.379	79.19	81.596	82.238	82.156	81.184	79.64	77.694	76.202	75.75	78.23	85.471	87.895	87.389	86.881	85.179	82.332	78.271	



PJM Daily Report

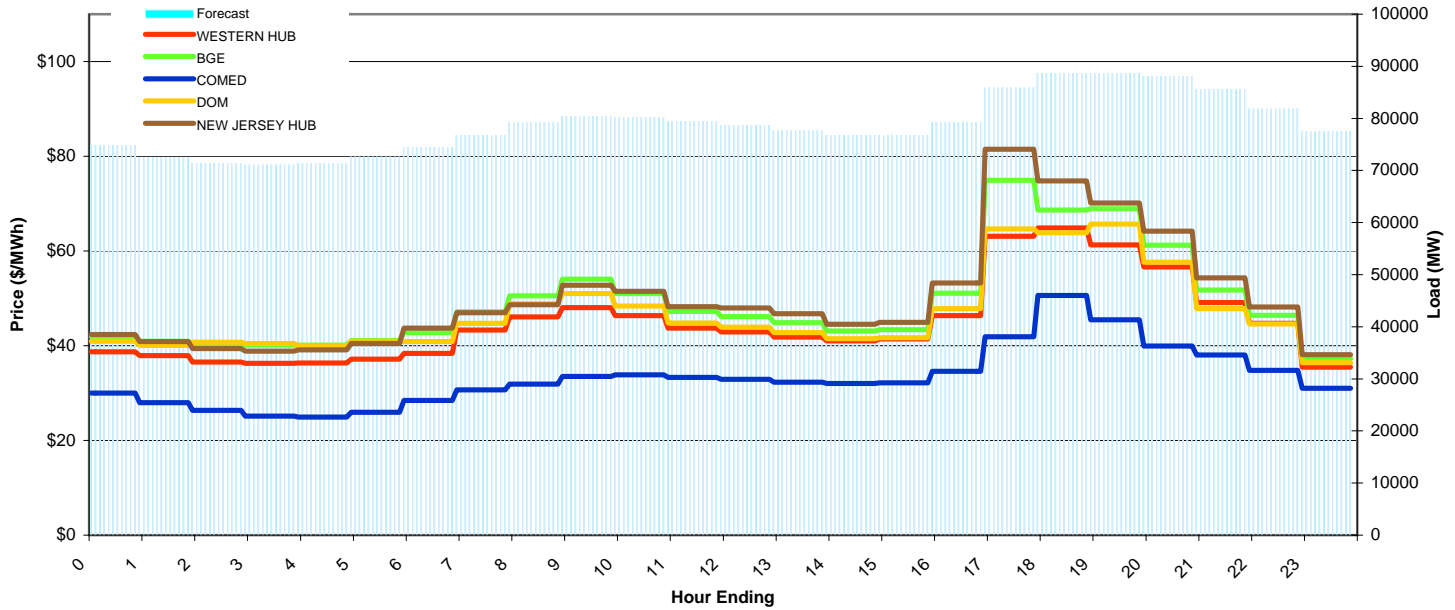
Report for: 1/4/2009

Price Color Codes:

≤0	>=100	>=200
----	-------	-------

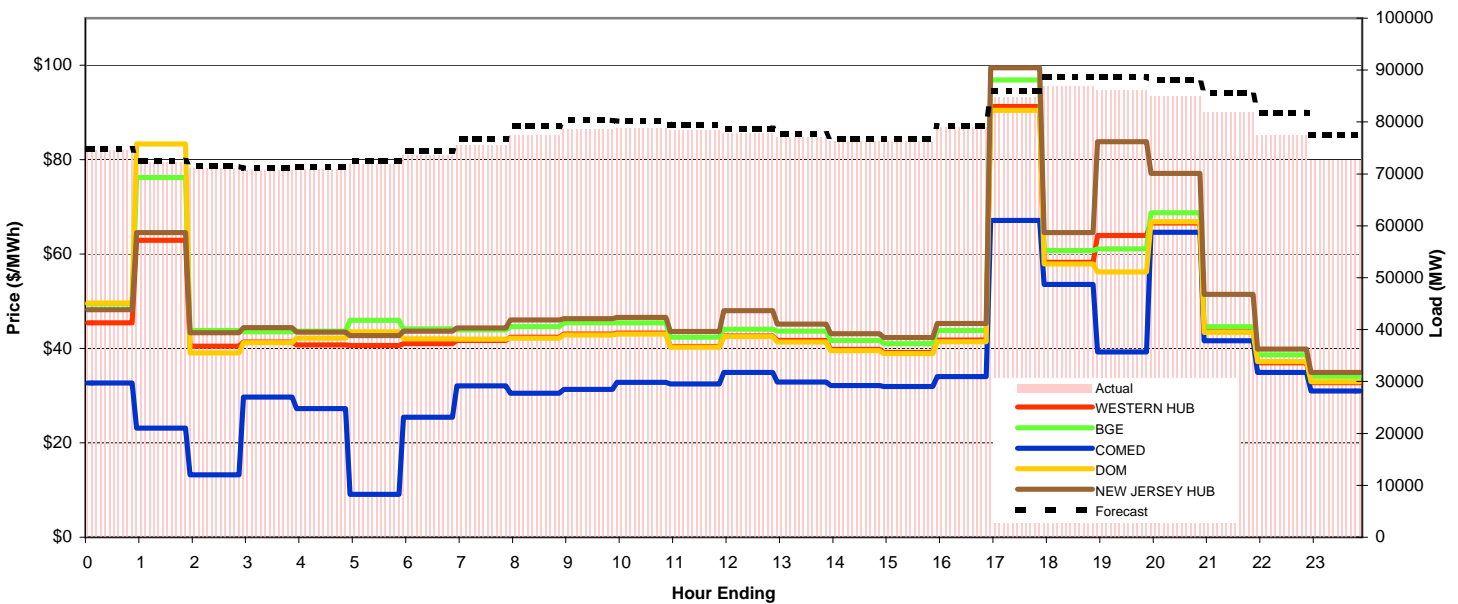
Day-Ahead Prices and Forecast Load

	HE1	HE2	HE3	HE4	HE5	HE6	HE7	HE8	HE9	HE10	HE11	HE12	HE13	HE14	HE15	HE16	HE17	HE18	HE19	HE20	HE21	HE22	HE23	HE24	avg all/peak
WESTERN HUB	38.71	37.91	36.58	36.27	36.32	37.19	38.40	43.31	46.09	48.02	46.37	43.73	42.90	41.82	41.03	41.39	46.38	63.08	64.87	61.26	56.59	49.15	44.74	35.44	45 / 49
BGE	41.939	40.918	40.355	40.121	40.152	41.11	42.781	47.13	50.527	54.049	51.025	47.219	46.152	44.85	43.098	43.35	51.069	74.961	68.651	68.924	61.229	51.763	46.442	37.279	49 / 53
COMED	30.015	28.003	26.378	25.123	24.926	25.958	28.455	30.666	31.893	33.483	33.875	33.283	32.924	32.282	32.03	32.165	34.625	41.86	50.581	45.502	39.902	38.011	34.798	30.99	33 / 36
DOM	40.944	40.078	40.71	40.464	39.907	40.958	40.883	44.758	48.824	51.011	48.386	44.812	43.937	42.74	41.49	41.699	47.863	64.631	63.831	65.689	57.613	47.842	44.584	36.451	47 / 50
NEW JERSEY HUB	42.38	40.85	39.40	38.86	39.15	40.49	43.71	46.98	48.67	52.77	51.47	48.25	47.97	46.75	44.53	44.94	53.23	81.46	74.79	70.11	64.22	54.34	48.21	38.11	50 / 55
DA Forecast	74.9	72.5	71.4	71.1	71.3	72.6	74.5	76.8	79.2	80.4	80.2	79.4	78.7	77.6	76.7	76.8	79.2	85.9	88.7	88.7	88.1	85.6	81.8	77.5	79 / 81



Preliminary Real-Time Prices with Forecasted and Actual System Load

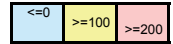
	HE1	HE2	HE3	HE4	HE5	HE6	HE7	HE8	HE9	HE10	HE11	HE12	HE13	HE14	HE15	HE16	HE17	HE18	HE19	HE20	HE21	HE22	HE23	HE24	avg all/peak
WESTERN HUB	45.43	62.97	40.49	41.37	40.74	40.64	41.04	41.72	42.41	43.03	43.25	40.43	42.63	41.70	39.81	39.11	41.74	91.29	58.29	63.92	66.58	43.53	36.98	32.79	47 / 49
BGE	49.432	76.207	43.782	43.531	43.695	45.965	44.149	43.959	44.647	45.411	45.451	42.357	44.109	43.687	41.677	41.005	43.777	96.879	60.739	61.091	68.753	44.626	38.665	34.129	49 / 50
COMED	32.717	23.094	13.24	29.699	27.278	9.0547	25.45	32.092	30.526	31.32	32.806	32.504	34.949	32.911	32.174	31.937	34.021	67.132	53.602	39.266	64.626	41.645	34.897	30.996	34 / 39
DOM	49.651	83.367	39.038	41.25	42.211	43.551	42.054	41.977	42.15	42.885	43.043	40.276	42.5	41.353	39.533	38.912	41.458	90.455	57.935	56.206	66.889	43.392	37.244	32.98	48 / 48
NEW JERSEY HUB	48.22	64.55	43.33	44.43	43.47	42.71	43.69	44.38	46.07	46.32	46.62	43.60	47.98	45.16	43.10	42.32	45.27	99.46	64.59	83.80	77.14	51.49	39.85	34.95	51 / 54
Percent Forecast	-0.50	-0.41	-0.36	-0.42	-0.57	-0.98	-1.27	-1.62	-2.28	-2.31	-1.78	-1.21	-1.10	-0.86	-0.62	-0.57	-0.32	-1.17	-2.12	-2.98	-3.61	-4.69	-5.60	-6.53	
RTLoad	74.501	72.176	71.176	70.779	70.927	71.875	73.557	75.576	77.42	78.545	78.746	78.491	77.849	76.987	76.24	76.337	78.988	84.862	86.872	86.164	85	81.804	77.481	72.703	



PJM Daily Report

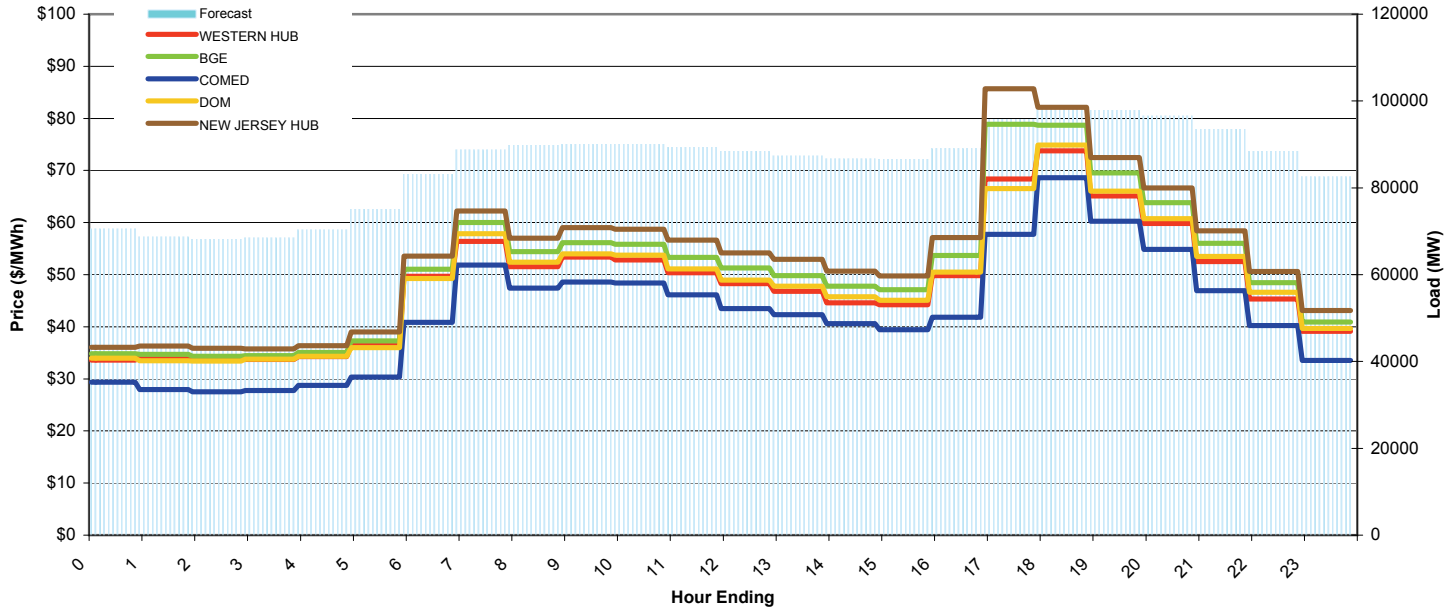
Report for: 1/5/2009

Price Color Codes:



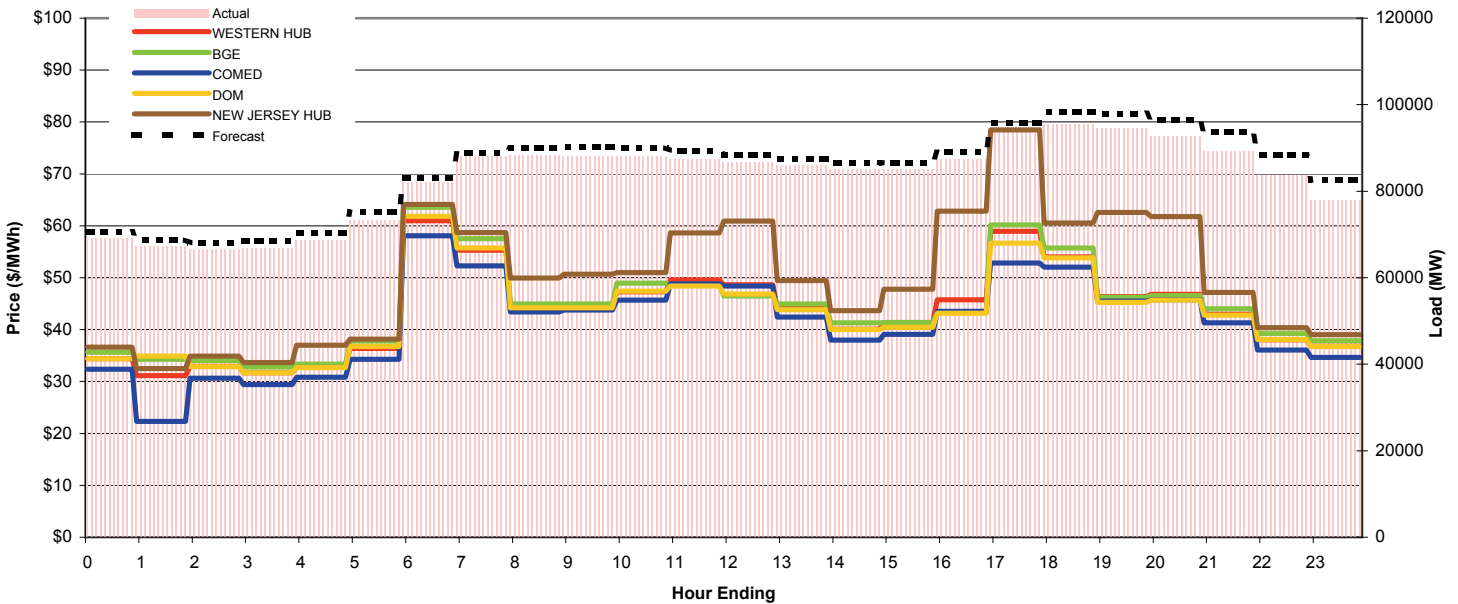
Day-Ahead Prices and Forecast Load

	HE1	HE2	HE3	HE4	HE5	HE6	HE7	HE8	HE9	HE10	HE11	HE12	HE13	HE14	HE15	HE16	HE17	HE18	HE19	HE20	HE21	HE22	HE23	HE24	avg all/peak
WESTERN HUB	33.60	34.07	33.72	33.70	34.28	36.52	49.69	56.36	51.55	53.40	52.84	50.35	48.28	46.79	44.61	44.23	49.81	68.35	73.77	65.08	59.85	52.54	45.33	39.11	48 / 54
BGE	34.803	34.716	34.357	34.448	35.103	37.287	51.047	59.987	54.405	56.171	55.823	53.313	51.298	49.834	47.778	47.138	53.708	78.843	78.666	69.535	63.792	55.995	48.488	40.902	51 / 58
COMED	29.39	27.941	27.519	27.773	28.723	30.326	40.877	51.844	47.411	48.612	48.404	46.131	43.5	42.297	40.607	39.423	41.841	57.745	68.636	60.254	54.847	46.938	40.208	33.565	43 / 49
DOM	33.995	33.476	33.387	33.79	34.349	35.97	49.287	57.853	52.386	54.013	53.739	51.13	48.979	47.793	45.735	45.063	50.462	66.51	74.854	66.022	60.719	53.478	46.604	39.655	49 / 55
NEW JERSEY HUB	36.08	36.31	35.85	35.74	36.39	39.00	53.57	62.19	56.97	59.05	58.70	56.63	54.19	52.97	50.69	49.77	57.13	85.66	82.11	72.50	66.62	58.42	50.61	43.12	54 / 61
DA Forecast	70.5	68.7	68.1	68.5	70.3	75.1	83.2	88.8	89.9	90.1	90.0	89.4	88.4	87.4	86.7	86.5	89.1	95.8	98.4	97.9	96.6	93.6	88.4	82.6	85 / 91



Preliminary Real-Time Prices with Forecasted and Actual System Load

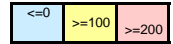
	HE1	HE2	HE3	HE4	HE5	HE6	HE7	HE8	HE9	HE10	HE11	HE12	HE13	HE14	HE15	HE16	HE17	HE18	HE19	HE20	HE21	HE22	HE23	HE24	avg all/peak
WESTERN HUB	34.38	31.13	32.91	31.71	32.81	36.39	60.98	55.32	44.41	44.59	47.31	49.54	48.65	44.22	40.10	41.38	45.77	58.96	54.02	46.33	46.80	42.98	38.02	36.81	44 / 47
BGE	35.662	34.278	34.037	32.805	33.349	37.814	63.593	57.502	44.953	44.924	48.936	48.676	46.478	44.937	41.287	41.342	43.291	60.166	55.759	46.247	46.563	44.049	39.256	37.846	44 / 47
COMED	32.36	22.343	30.616	29.431	30.802	34.291	58.07	52.265	43.387	43.744	45.664	48.822	48.428	42.405	37.977	39.068	43.528	52.86	52.042	45.496	45.729	41.326	36.095	34.671	41 / 45
DOM	34.373	34.907	32.848	31.706	32.649	36.751	61.853	55.73	44.189	44.228	47.394	48.396	46.835	43.854	40.011	40.461	43.18	56.686	53.848	45.259	45.682	42.766	38.079	36.774	43 / 46
NEW JERSEY HUB	36.64	32.47	34.92	33.63	36.99	38.17	64.09	58.67	49.92	50.65	50.97	58.61	60.92	49.42	43.63	47.76	62.83	78.50	60.55	62.59	61.78	47.15	40.36	39.00	50 / 55
Percent Forecast	-2.00	-2.03	-2.27	-2.59	-2.51	-2.53	-1.23	-0.87	-1.68	-2.11	-2.10	-2.21	-1.95	-1.66	-1.78	-1.80	-2.05	-2.45	-3.05	-3.58	-4.15	-4.81	-5.63	-6.04	
RTLoad	69.133	67.346	66.561	66.725	68.569	73.211	82.143	87.987	88.388	88.215	88.174	87.456	86.753	85.956	85.138	85	87.283	93.483	95.477	94.54	92.718	89.267	83.671	77.884	



PJM Daily Report

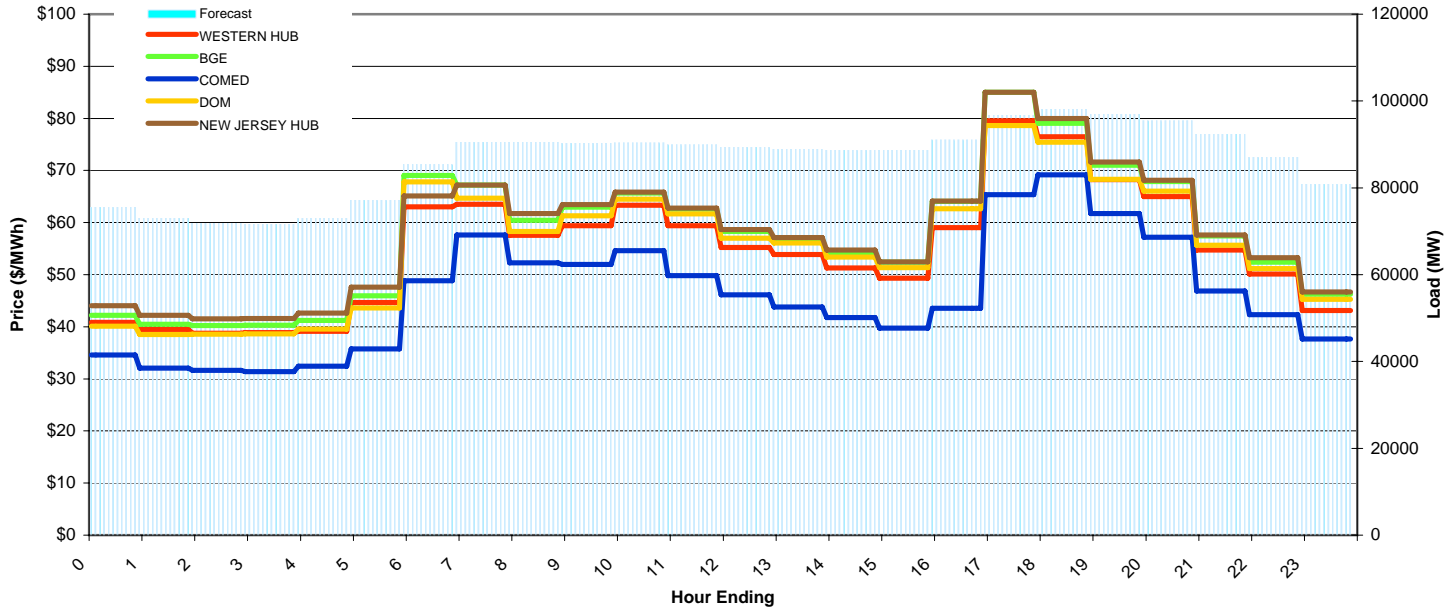
Report for: 1/6/2009

Price Color Codes:



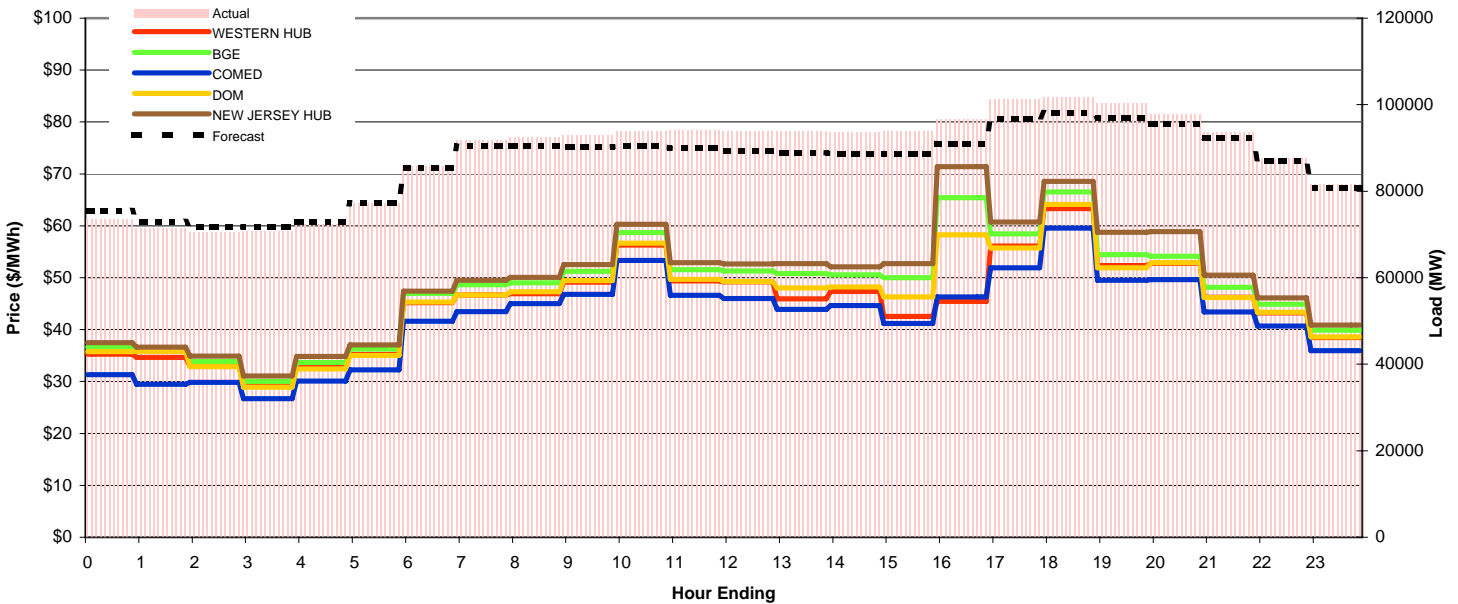
Day-Ahead Prices and Forecast Load

	HE1	HE2	HE3	HE4	HE5	HE6	HE7	HE8	HE9	HE10	HE11	HE12	HE13	HE14	HE15	HE16	HE17	HE18	HE19	HE20	HE21	HE22	HE23	HE24	avg all/peak
WESTERN HUB	40.87	39.50	38.76	38.86	39.14	44.64	63.00	63.52	57.58	59.42	63.33	59.39	55.24	53.88	51.32	49.35	59.01	79.57	76.47	68.21	64.97	54.71	50.10	43.10	55 / 60
BGE	42.191	40.458	40.228	40.286	41.233	45.951	69.049	67.195	60.412	62.93	65.68	62.568	58.278	56.86	54.231	52.397	64.064	85.017	79.043	70.987	67.897	57.432	52.37	46.27	58 / 64
COMED	34.582	32.087	31.621	31.414	32.409	35.724	48.803	57.611	52.259	51.969	54.587	49.828	46.132	43.767	41.769	39.724	43.525	65.332	69.137	61.745	57.206	46.868	42.292	37.658	46 / 51
DOM	40.128	38.491	38.588	38.619	39.54	43.612	67.787	64.681	58.278	61.29	64.523	61.689	56.986	56.104	53.372	51.341	62.63	78.61	75.423	68.298	66.014	55.628	51.17	45.299	56 / 62
NEW JERSEY HUB	44.07	42.19	41.55	41.59	42.61	47.62	65.13	67.23	61.71	63.47	65.83	62.80	58.69	57.15	54.76	52.44	64.15	84.98	79.98	71.60	68.14	57.63	53.23	46.71	58 / 64
DA Forecast	75.5	73.0	71.8	71.7	73.0	77.2	85.3	90.4	90.5	90.3	90.4	89.9	89.3	88.9	88.6	88.7	91.0	96.7	98.1	97.0	95.4	92.3	87.0	80.8	86 / 92



Preliminary Real-Time Prices with Forecasted and Actual System Load

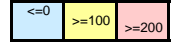
	HE1	HE2	HE3	HE4	HE5	HE6	HE7	HE8	HE9	HE10	HE11	HE12	HE13	HE14	HE15	HE16	HE17	HE18	HE19	HE20	HE21	HE22	HE23	HE24	avg all/peak
WESTERN HUB	35.26	34.85	32.93	29.36	32.85	35.22	45.17	46.68	46.92	49.13	56.31	49.41	49.17	45.95	47.34	42.51	45.44	56.09	63.29	52.34	52.78	46.25	43.21	38.48	45 / 50
BGE	36.602	36.272	33.852	30.023	33.647	36.249	46.976	48.651	49.012	51.208	58.671	51.534	51.273	50.821	50.577	50.012	65.434	58.432	66.495	54.442	54.104	48.174	44.86	39.874	48 / 53
COMED	31.337	29.444	29.81	26.719	30.078	32.242	41.645	43.443	44.996	46.807	53.351	46.637	46.002	43.878	44.663	41.162	46.307	51.914	59.526	49.481	49.606	43.401	40.697	35.915	42 / 47
DOM	35.754	35.81	32.86	28.939	32.403	35.018	45.286	46.695	47.289	49.457	56.628	49.664	49.257	48.039	48.228	46.282	58.262	55.734	64.137	51.935	52.9	46.186	43.331	38.624	46 / 51
NEW JERSEY HUB	37.48	36.64	34.88	31.08	34.82	37.04	47.41	49.54	50.06	52.53	60.29	52.89	52.64	52.70	52.07	52.74	71.38	60.72	68.57	58.77	58.90	50.49	46.10	40.85	50 / 56
Percent Forecast	-2.58	-2.20	-1.74	-1.22	-0.80	0.14	0.50	1.49	2.17	2.79	3.63	4.37	4.82	5.22	5.20	5.44	5.87	4.40	3.53	3.31	2.33	1.39	0.66	1.00	
RTLoad	73.627	71.392	70.613	70.807	72.392	77.308	85.759	91.795	92.501	92.863	93.778	94.009	93.86	93.787	93.478	93.782	96.707	101.2	101.73	100.32	97.698	93.603	87.605	81.579	



PJM Daily Report

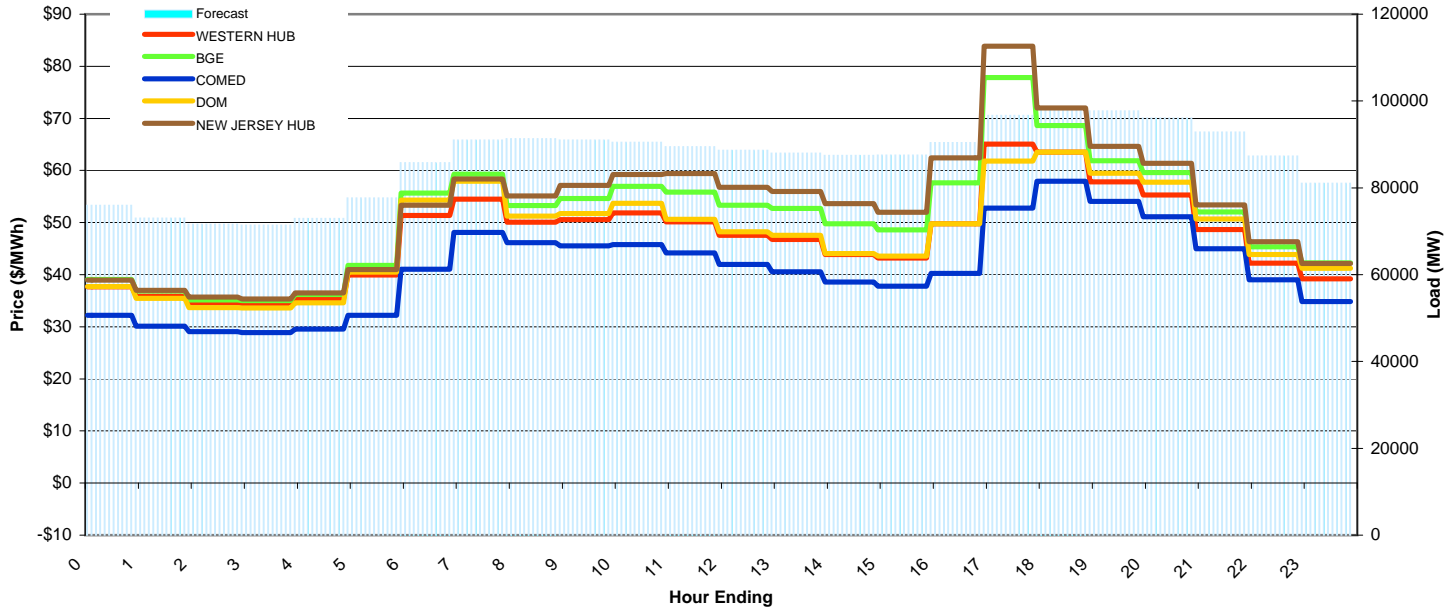
Report for: 1/7/2009

Price Color Codes:



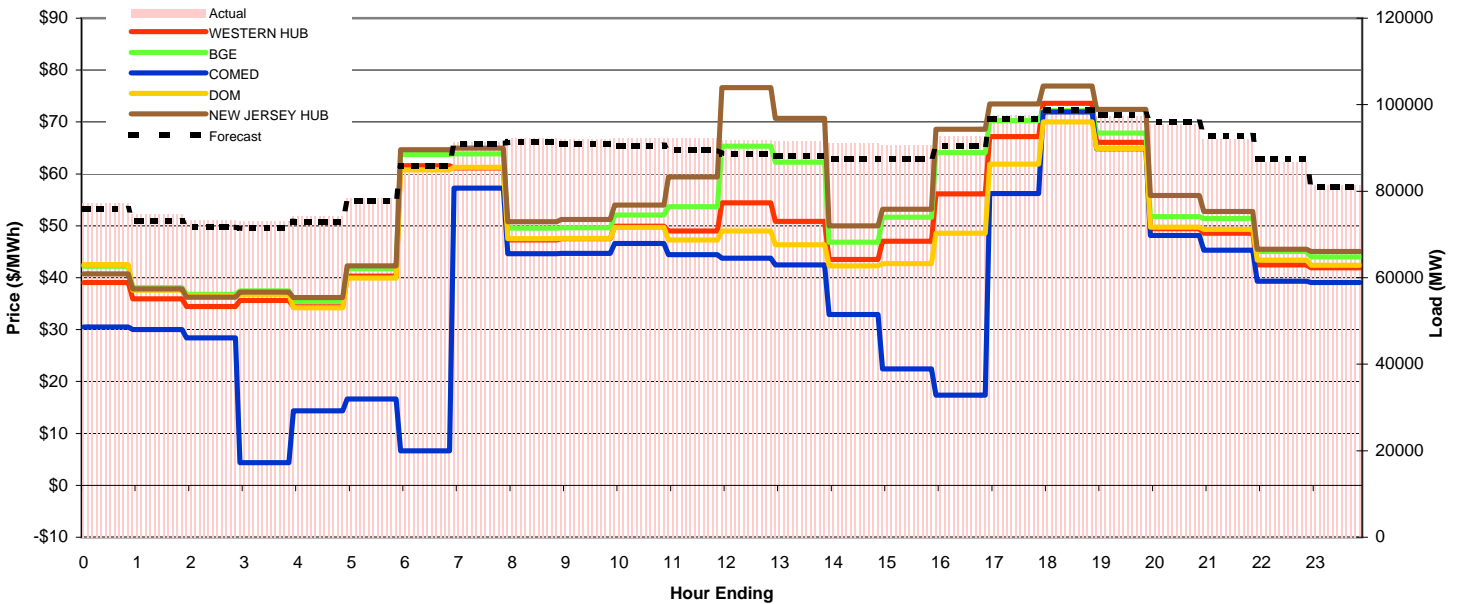
Day-Ahead Prices and Forecast Load

	HE1	HE2	HE3	HE4	HE5	HE6	HE7	HE8	HE9	HE10	HE11	HE12	HE13	HE14	HE15	HE16	HE17	HE18	HE19	HE20	HE21	HE22	HE23	HE24	avg all/peak
WESTERN HUB	37.66	35.86	34.58	34.47	35.34	39.92	51.35	54.47	50.08	50.59	51.83	50.11	47.58	46.78	43.84	43.18	49.74	65.05	63.55	57.80	55.32	48.65	42.23	39.19	47 / 51
BGE	39.081	36.891	35.15	35.04	36.163	41.787	55.649	59.302	53.277	54.645	56.979	55.821	53.343	52.73	49.738	48.58	57.6	77.861	68.652	61.897	59.604	52.026	45.34	42.247	51 / 57
COMED	32.175	30.135	29.079	28.877	29.58	32.207	41.037	48.118	46.17	45.519	45.779	44.205	41.956	40.539	38.564	37.765	40.246	52.8	57.928	54.073	51.149	44.985	39.012	34.832	41 / 46
DOM	37.715	35.467	33.698	33.631	34.58	40.474	54.282	57.946	51.247	51.72	53.682	50.637	48.232	47.525	44.078	43.589	49.765	61.811	63.515	59.473	57.74	50.683	43.887	41.224	48 / 52
NEW JERSEY HUB	38.93	36.99	35.73	35.35	36.48	41.01	53.31	58.34	55.11	57.17	59.20	59.39	56.79	55.96	53.65	51.95	62.41	83.87	72.03	64.63	61.40	53.41	46.35	42.14	53 / 59
DA Forecast	76.0	73.1	71.7	71.4	73.0	77.7	85.8	91.0	91.3	91.0	90.5	89.5	88.7	88.0	87.5	87.6	90.5	96.7	98.7	97.7	96.1	92.9	87.4	81.1	86 / 92



Preliminary Real-Time Prices with Forecasted and Actual System Load

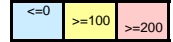
	HE1	HE2	HE3	HE4	HE5	HE6	HE7	HE8	HE9	HE10	HE11	HE12	HE13	HE14	HE15	HE16	HE17	HE18	HE19	HE20	HE21	HE22	HE23	HE24	avg all/peak
WESTERN HUB	39.09	35.90	34.46	35.61	34.41	40.31	61.58	61.13	47.30	47.52	49.93	49.01	54.40	50.87	43.53	47.02	56.13	67.21	73.61	66.08	49.44	48.58	42.49	41.92	49 / 53
BGE	42.228	38.066	36.79	37.454	35.434	41.755	63.739	63.847	49.544	49.611	52.068	53.715	65.345	62.256	46.839	51.625	64.114	70.271	72.198	67.839	51.754	51.422	45.086	44.027	52 / 57
COMED	30.492	30.018	28.392	4.3368	14.342	16.614	6.6355	57.238	44.629	44.688	46.568	44.45	43.755	42.457	32.896	22.42	17.397	56.24	71.923	64.817	48.117	45.31	39.344	39.084	37 / 45
DOM	42.521	37.622	36.505	36.797	34.214	39.969	60.796	61.298	47.547	47.555	49.671	47.267	49.023	46.34	42.31	42.716	48.577	61.867	70.027	64.937	49.753	49.334	43.412	42.386	48 / 51
NEW JERSEY HUB	40.77	37.85	36.22	37.25	36.18	42.30	64.68	64.99	50.76	51.20	53.98	59.42	76.59	70.69	49.99	53.20	68.58	73.47	76.94	72.41	55.84	52.76	45.50	45.03	55 / 61
Percent Forecast	1.73	2.30	2.39	2.31	1.64	0.89	0.01	0.39	0.98	1.11	1.98	3.06	3.42	3.80	3.97	3.42	2.40	0.92	0.06	-0.31	-0.62	-0.86	-0.80	0.41	
RTLoad	77.34	74.794	73.422	73.103	74.172	78.411	85.816	91.365	92.228	92.046	92.351	92.324	91.809	91.481	91.118	90.654	92.701	97.628	98.759	97.443	95.535	92.073	86.667	81.444	



PJM Daily Report

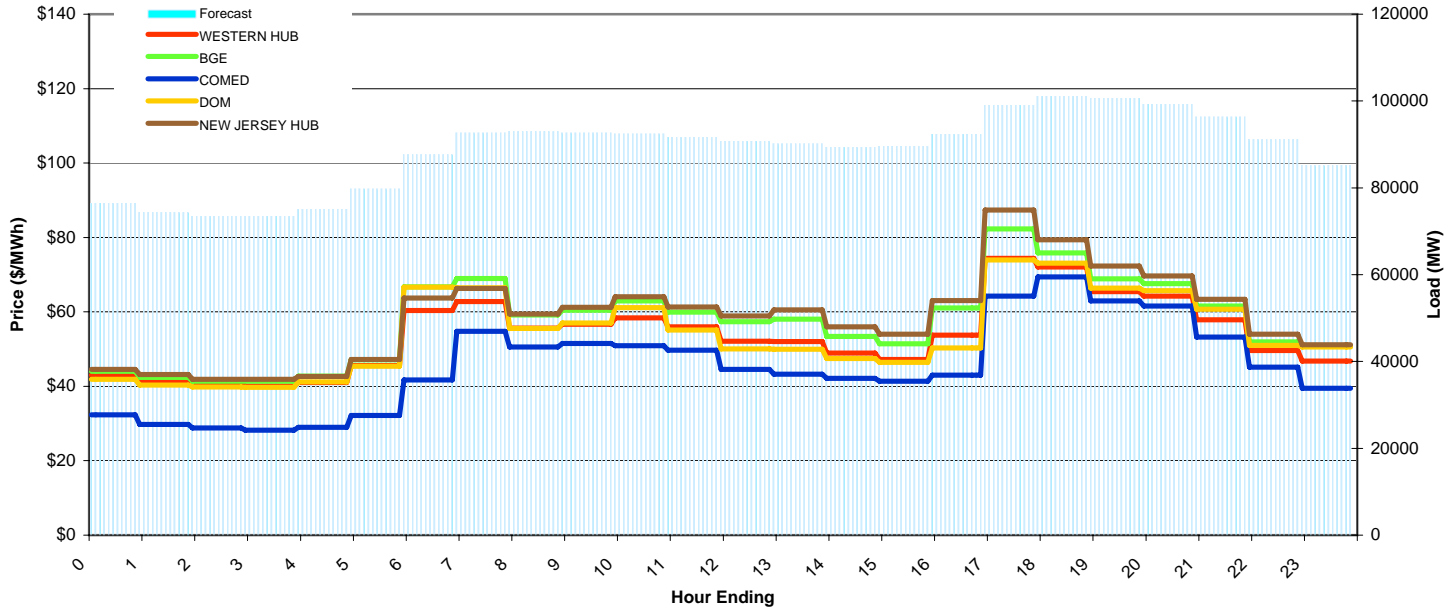
Report for: 1/8/2009

Price Color Codes:



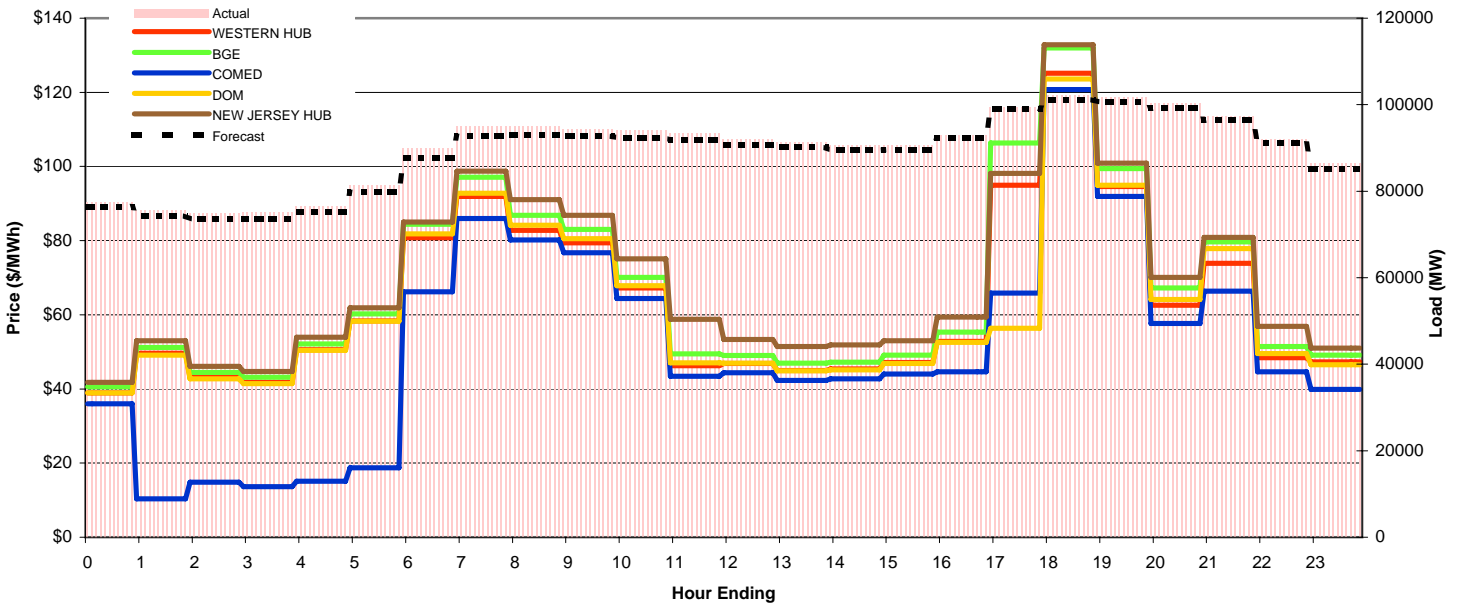
Day-Ahead Prices and Forecast Load

	HE1	HE2	HE3	HE4	HE5	HE6	HE7	HE8	HE9	HE10	HE11	HE12	HE13	HE14	HE15	HE16	HE17	HE18	HE19	HE20	HE21	HE22	HE23	HE24	avg all/peak
WESTERN HUB	42.98	41.40	40.33	40.03	41.00	45.57	60.39	62.81	55.62	56.63	58.35	55.99	52.13	52.07	48.91	47.25	53.72	74.35	72.07	65.47	64.23	57.91	49.63	46.77	54 / 58
BGE	43.987	42.381	41.396	41.329	42.754	47.16	66.75	68.97	59.18	60.453	62.93	59.898	57.32	58.029	53.43	51.39	61.069	82.307	75.83	68.88	67.598	61.605	51.96	50.735	57 / 63
COMED	32.361	29.796	28.828	28.202	28.951	32.119	41.667	54.744	50.546	51.522	50.949	49.742	44.574	43.258	42.142	41.371	42.975	64.217	69.411	62.927	61.605	53.251	45.141	39.453	45 / 52
DOM	41.86	40.294	39.832	39.696	41.212	45.409	66.686	66.443	55.587	56.99	61.142	55.149	50.05	49.96	47.438	46.476	50.31	73.95	73.063	66.359	65.664	60.693	50.952	50.563	54 / 58
NEW JERSEY HUB	44.52	43.18	41.86	41.91	42.65	47.25	63.71	66.29	59.43	61.22	64.04	61.30	58.93	60.51	55.99	53.98	63.00	87.40	79.41	72.34	69.67	63.41	54.00	51.17	59 / 64
DA Forecast	76.4	74.3	73.5	73.5	75.1	79.7	87.6	92.7	93.0	92.7	92.4	91.7	90.7	90.1	89.4	89.6	92.3	99.0	101.2	100.7	99.3	96.4	91.1	85.1	89 / 94



Preliminary Real-Time Prices with Forecasted and Actual System Load

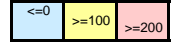
	HE1	HE2	HE3	HE4	HE5	HE6	HE7	HE8	HE9	HE10	HE11	HE12	HE13	HE14	HE15	HE16	HE17	HE18	HE19	HE20	HE21	HE22	HE23	HE24	avg all/peak
WESTERN HUB	38.90	49.59	43.11	41.81	50.57	58.35	80.77	91.89	82.78	79.42	67.28	46.24	46.83	45.00	45.37	47.11	52.83	94.94	125.12	94.62	62.54	73.88	48.39	47.30	63 / 69
BGE	40.531	51.216	44.465	43.15	52.166	60.256	84.418	97.068	86.842	83.044	70.078	49.477	49.011	46.935	47.207	49.084	55.369	106.36	131.94	99.403	67.247	79.704	51.462	49.107	66 / 73
COMED	36.032	10.37	14.833	13.642	15.116	18.693	66.23	85.973	80.179	76.748	64.393	43.416	44.375	42.331	42.746	43.989	44.652	65.819	120.72	91.965	57.649	66.387	44.607	39.915	51 / 63
DOM	38.915	49.112	42.745	41.473	50.37	58.264	81.859	92.744	84.194	80.493	67.843	47.013	46.94	44.898	45.145	46.875	52.596	56.325	123.59	94.932	64.161	77.855	49.578	46.484	62 / 67
NEW JERSEY HUB	41.81	52.97	46.08	44.68	53.96	61.87	85.04	98.72	91.08	86.86	75.06	58.76	53.38	51.47	51.90	52.96	59.36	98.15	132.86	100.93	70.05	80.84	56.86	50.97	69 / 76
Percent Forecast	1.27	1.74	1.79	2.17	1.94	2.10	2.38	2.43	2.08	1.80	1.74	1.63	1.46	1.34	1.26	1.18	0.72	0.40	0.95	0.90	0.98	0.92	1.02	1.56	
RTLoad	77.429	75.587	74.841	75.111	76.558	81.445	89.779	94.984	94.956	94.38	94.051	93.256	92.089	91.345	90.568	90.645	92.975	99.44	102.13	101.63	100.29	97.272	92.017	86.449	



PJM Daily Report

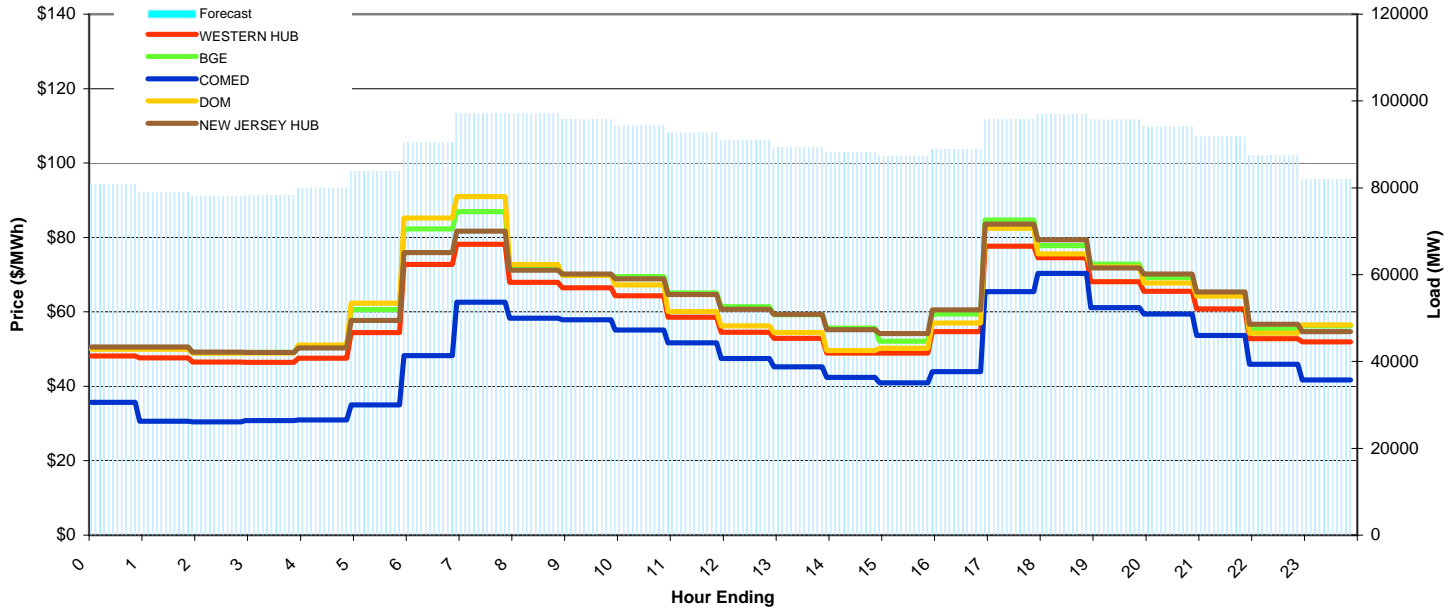
Report for: 1/9/2009

Price Color Codes:



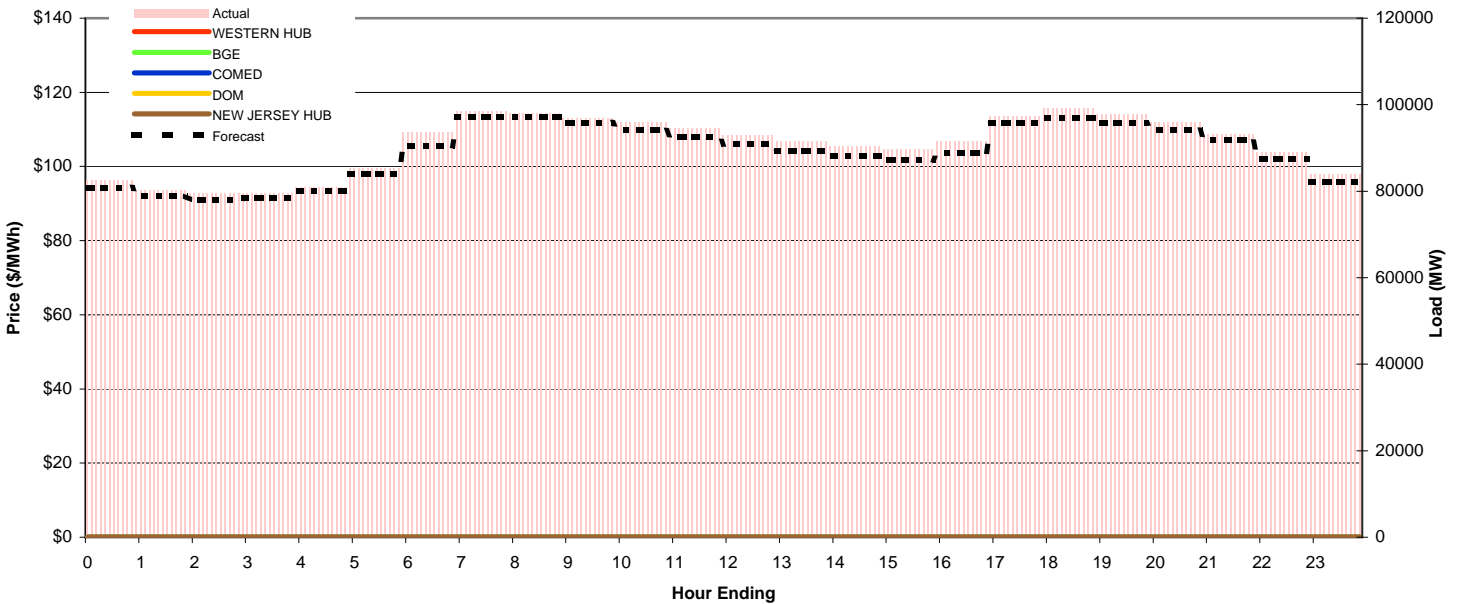
Day-Ahead Prices and Forecast Load

	HE1	HE2	HE3	HE4	HE5	HE6	HE7	HE8	HE9	HE10	HE11	HE12	HE13	HE14	HE15	HE16	HE17	HE18	HE19	HE20	HE21	HE22	HE23	HE24	avg all/peak
WESTERN HUB	48.16	47.67	46.52	46.46	47.57	54.42	72.78	78.13	67.90	66.44	64.33	58.61	54.52	52.86	48.94	48.94	54.68	77.69	74.56	68.10	65.54	60.81	52.83	51.92	59 / 62
BGE	50.392	50.24	49.06	49.107	50.745	60.607	82.319	86.9	72.16	69.796	69.508	65.104	61.396	59.277	55.621	52.124	59.461	84.683	77.818	72.873	69.183	65.076	55.419	56.24	64 / 67
COMED	35.687	30.635	30.471	30.791	30.917	35.009	48.236	62.641	58.338	57.901	55.149	51.684	47.488	45.229	42.408	40.915	43.963	65.469	70.304	61.165	59.426	53.634	45.918	41.708	48 / 54
DOM	49.962	49.957	48.926	48.954	51.094	62.374	85.198	90.99	72.794	69.839	67.262	60.1	56.281	54.4	49.594	50.239	56.99	82.455	75.558	72.044	67.753	64.24	54.305	56.477	62 / 65
NEW JERSEY HUB	50.60	50.54	49.20	49.10	50.27	57.72	75.91	81.72	71.20	70.16	68.89	64.68	60.68	59.38	55.23	54.14	60.50	83.56	79.39	71.84	70.17	65.32	56.70	54.71	63 / 67
DA Forecast	80.8	78.9	78.1	78.4	80.0	83.9	90.5	97.1	97.0	95.8	94.3	92.6	90.9	89.3	88.2	87.3	88.8	95.8	97.0	95.7	94.1	91.7	87.4	82.0	89 / 93



Preliminary Real-Time Prices with Forecasted and Actual System Load

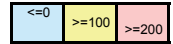
	HE1	HE2	HE3	HE4	HE5	HE6	HE7	HE8	HE9	HE10	HE11	HE12	HE13	HE14	HE15	HE16	HE17	HE18	HE19	HE20	HE21	HE22	HE23	HE24	avg all/peak
0.00	0.00	0.00	0.00	0.00	0.00	0.00	0.00	0.00	0.00	0.00	0.00	0.00	0.00	0.00	0.00	0.00	0.00	0.00	0.00	0.00	0.00	0.00	0.00	0.00	0 / 0
BGE	0	0	0	0	0	0	0	0	0	0	0	0	0	0	0	0	0	0	0	0	0	0	0	0	0 / 0
COMED	0	0	0	0	0	0	0	0	0	0	0	0	0	0	0	0	0	0	0	0	0	0	0	0	0 / 0
DOM	0	0	0	0	0	0	0	0	0	0	0	0	0	0	0	0	0	0	0	0	0	0	0	0	0 / 0
0.00	0.00	0.00	0.00	0.00	0.00	0.00	0.00	0.00	0.00	0.00	0.00	0.00	0.00	0.00	0.00	0.00	0.00	0.00	0.00	0.00	0.00	0.00	0.00	0.00	0 / 0
Percent Forecast	2.08	1.65	1.87	1.50	1.31	1.75	3.25	1.45	0.94	1.07	1.71	2.10	2.21	2.47	2.55	2.64	3.01	1.54	2.13	2.21	2.02	1.48	1.75	2.21	
RTLoad	82.478	80.22	79.544	79.567	81.029	85.367	93.529	98.527	97.959	96.839	95.893	94.611	92.986	91.605	90.469	89.696	91.574	97.264	99.107	97.853	96.016	93.115	88.957	83.9	



PJM Daily Report

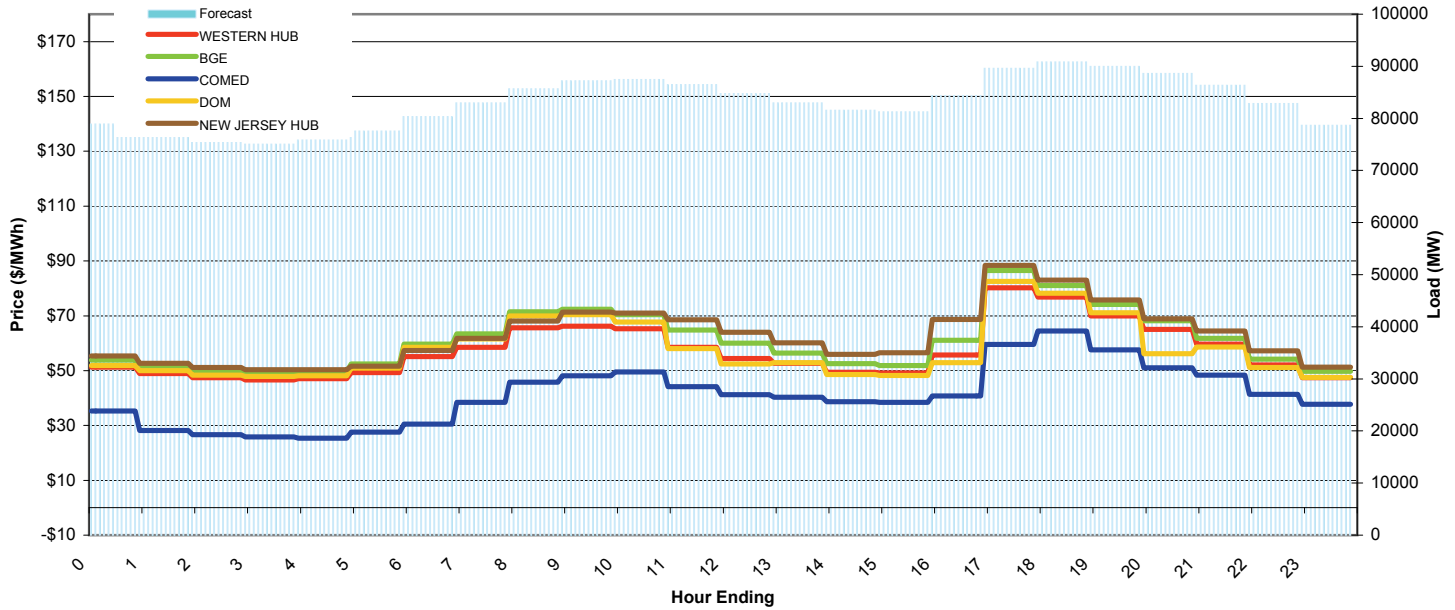
Report for: 1/10/2009

Price Color Codes:



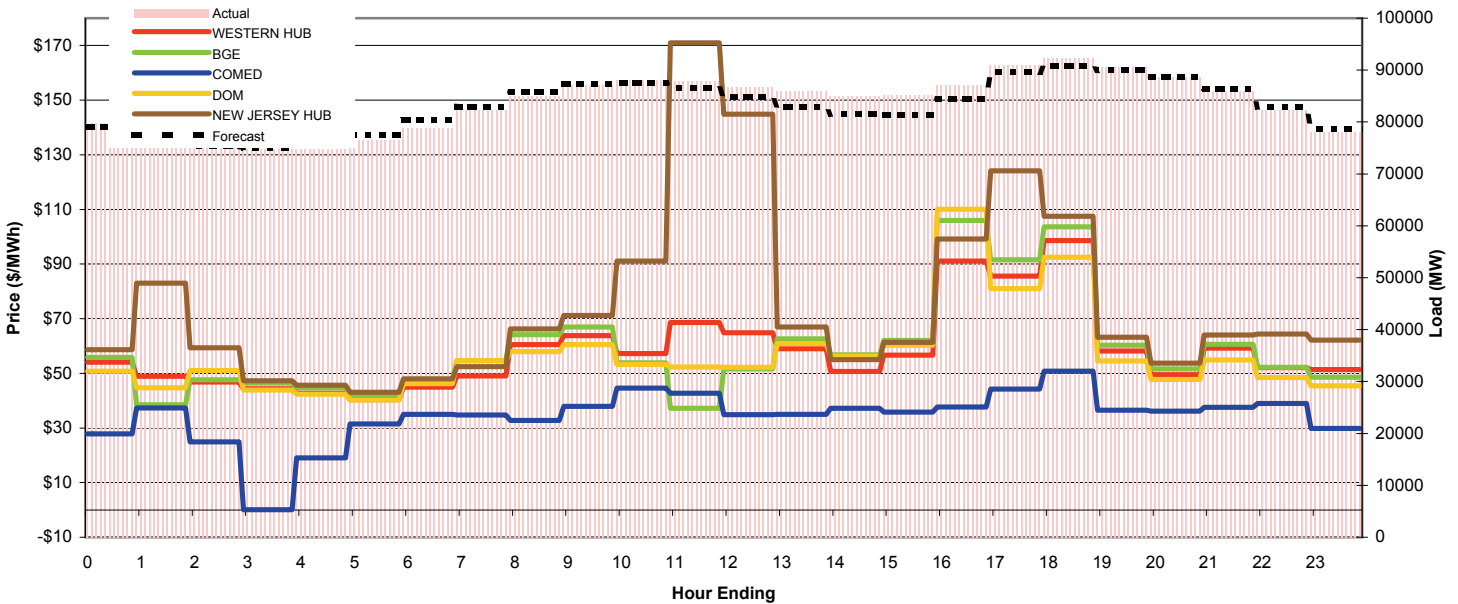
Day-Ahead Prices and Forecast Load

	HE1	HE2	HE3	HE4	HE5	HE6	HE7	HE8	HE9	HE10	HE11	HE12	HE13	HE14	HE15	HE16	HE17	HE18	HE19	HE20	HE21	HE22	HE23	HE24	avg all/peak
WESTERN HUB	51.30	48.94	47.38	46.66	47.13	49.24	55.17	58.55	65.57	66.24	65.26	58.56	54.37	52.71	49.38	49.14	55.76	80.16	76.81	70.00	65.01	59.65	52.11	47.40	57 / 61
BGE	53.81	51.57	49.922	49.361	49.659	52.384	59.633	63.387	71.404	72.41	70.417	64.84	60.048	56.37	52.591	51.91	61.079	86.49	81.063	74.176	68.179	61.735	54.205	49.773	61 / 66
COMED	35.311	28.209	26.624	25.843	25.313	27.558	30.455	38.463	45.752	48.165	49.568	44.171	41.207	40.266	38.644	38.468	40.753	59.502	64.408	57.621	51.001	48.304	41.325	37.737	41 / 47
DOM	51.871	49.938	48.391	47.882	48.148	50.961	58.477	61.588	69.98	70.361	67.702	58.037	52.44	52.904	48.583	48.233	52.871	82.5	78.184	71.157	56.194	58.625	51.114	47.536	58 / 61
NEW JERSEY HUB	55.31	52.66	51.20	50.36	50.34	51.59	57.36	61.79	68.03	71.30	70.99	68.50	63.95	60.11	55.96	56.48	68.67	88.34	83.03	75.76	68.88	64.46	57.17	51.28	63 / 68
DA Forecast	79.0	76.5	75.4	75.1	75.8	77.6	80.3	83.0	85.7	87.2	87.5	86.5	84.7	83.0	81.6	81.3	84.4	89.6	90.9	90.0	88.6	86.4	82.9	78.7	83 / 86



Preliminary Real-Time Prices with Forecasted and Actual System Load

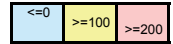
	HE1	HE2	HE3	HE4	HE5	HE6	HE7	HE8	HE9	HE10	HE11	HE12	HE13	HE14	HE15	HE16	HE17	HE18	HE19	HE20	HE21	HE22	HE23	HE24	avg all/peak
WESTERN HUB	54.12	48.87	46.81	44.34	42.72	40.32	44.96	49.01	60.57	63.84	57.23	68.64	84.88	58.99	50.72	56.71	91.08	85.53	98.58	58.13	49.45	59.28	52.07	51.37	58 / 64
BGE	55.828	38.541	47.575	46.487	44.65	42.222	47.791	54.719	64.146	66.911	53.897	37.256	51.649	62.621	56.722	62.099	105.94	91.567	103.66	60.232	51.674	60.672	52.182	48.549	59 / 65
COMED	27.793	37.319	24.86	0.0414	19.055	31.48	34.993	34.765	32.793	37.95	44.597	42.68	34.824	34.998	37.243	35.768	37.654	44.221	50.793	36.523	36.126	37.512	38.936	29.861	34 / 39
DOM	50.795	44.743	50.972	43.828	42.385	40.271	46.271	54.704	57.89	60.546	53.237	52.311	52.194	60.866	56.279	60.339	110.01	81.012	92.448	54.554	47.714	54.923	48.481	45.425	57 / 62
NEW JERSEY HUB	58.67	83.01	59.37	47.34	45.68	43.06	47.98	52.41	66.27	71.22	91.04	171.01	144.89	66.94	55.04	61.28	99.23	124.15	107.48	63.25	53.70	64.07	64.42	62.14	75 / 85
Percent Forecast	0.97	0.73	0.25	-0.32	-1.31	-1.26	-1.79	-0.86	-0.82	-0.15	0.73	1.62	2.39	3.39	4.15	4.64	3.07	1.52	1.51	0.59	0.04	-0.60	-0.73	-0.84	
RTLoad	79.722	77.038	75.537	74.818	74.855	76.584	78.929	82.253	84.971	87.096	88.13	87.909	86.822	85.886	85.096	85.214	87.057	90.992	92.254	90.502	88.674	85.859	82.275	78.007	



PJM Daily Report

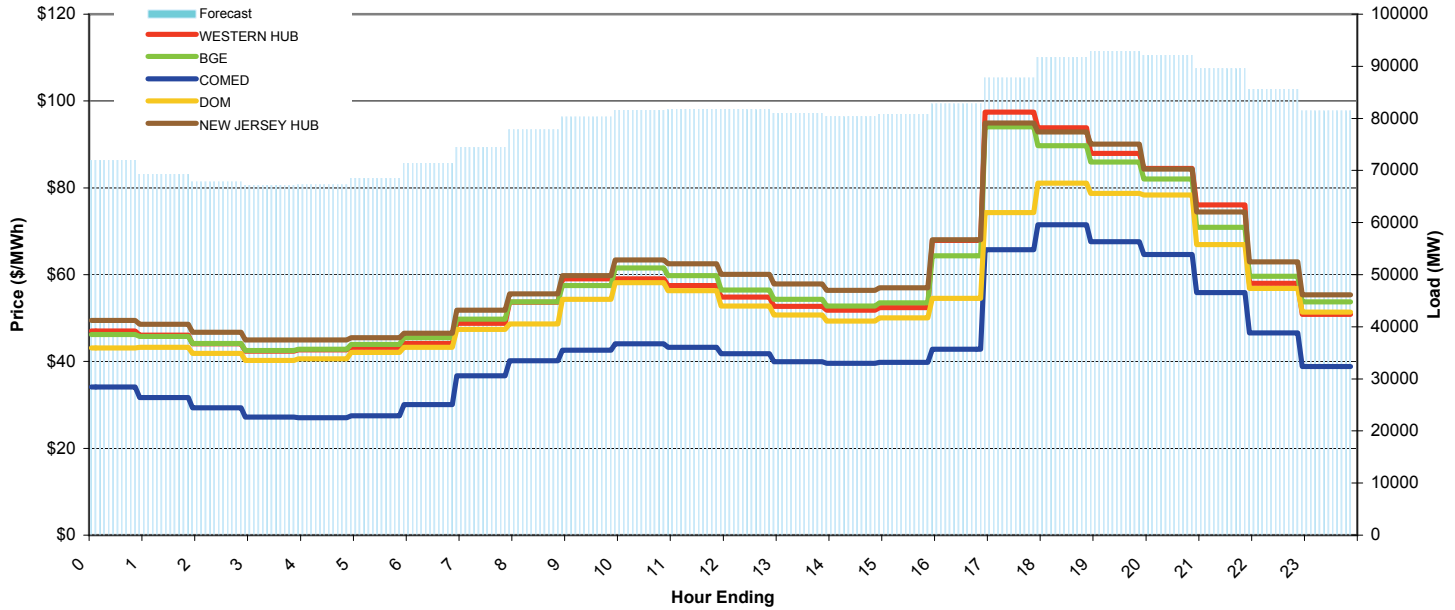
Report for: 1/11/2009

Price Color Codes:



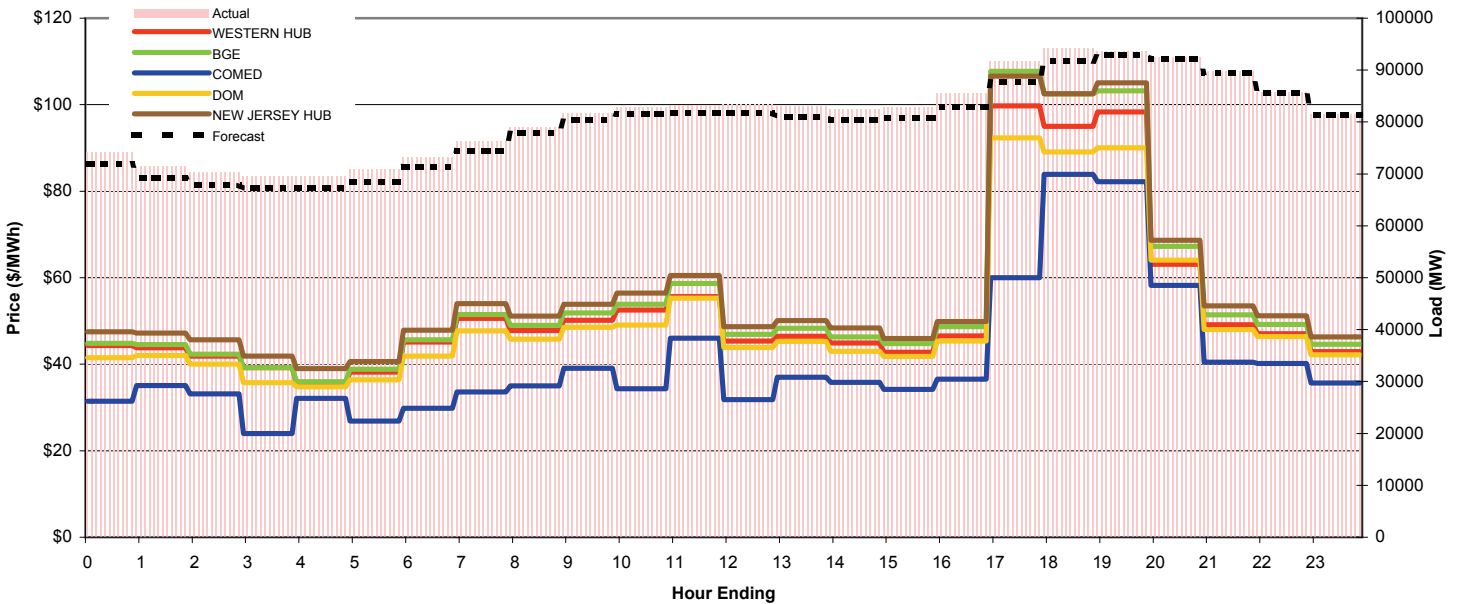
Day-Ahead Prices and Forecast Load

	HE1	HE2	HE3	HE4	HE5	HE6	HE7	HE8	HE9	HE10	HE11	HE12	HE13	HE14	HE15	HE16	HE17	HE18	HE19	HE20	HE21	HE22	HE23	HE24	avg all/peak
WESTERN HUB	47.00	46.05	44.10	42.38	42.68	43.29	44.17	48.78	53.68	59.01	59.02	57.48	54.81	52.72	51.84	52.38	67.89	97.44	93.82	87.90	84.50	76.09	57.99	50.86	59 / 66
BGE	46.235	45.762	44.157	42.544	42.809	43.95	45.46	49.733	53.755	57.49	61.533	59.742	56.477	54.332	52.762	53.51	64.359	94.057	89.732	85.913	82.039	70.93	59.66	53.73	59 / 65
COMED	34.12	31.705	29.31	27.227	27.037	27.481	30.049	36.732	40.165	42.604	44.075	43.257	41.757	39.976	39.617	39.827	42.82	65.786	71.472	67.601	64.664	55.907	46.56	38.847	43 / 49
DOM	43.115	43.295	41.836	40.261	40.598	42.061	43.234	47.428	48.636	54.292	58.169	56.34	52.807	50.73	49.327	50.017	54.552	74.268	81.063	78.707	78.348	66.897	56.828	51.363	54 / 60
NEW JERSEY HUB	49.47	48.60	46.73	44.98	44.99	45.50	46.52	51.80	55.56	59.80	63.38	62.54	60.04	57.84	56.41	56.96	68.07	94.90	92.90	90.05	84.29	74.46	62.97	55.33	61 / 68
DA Forecast	72.0	69.2	67.8	67.2	67.3	68.5	71.4	74.5	77.8	80.3	81.5	81.7	81.7	81.0	80.4	80.8	82.8	87.8	91.7	92.9	92.1	89.5	85.6	81.4	79 / 84



Preliminary Real-Time Prices with Forecasted and Actual System Load

	HE1	HE2	HE3	HE4	HE5	HE6	HE7	HE8	HE9	HE10	HE11	HE12	HE13	HE14	HE15	HE16	HE17	HE18	HE19	HE20	HE21	HE22	HE23	HE24	avg all/peak
WESTERN HUB	44.31	43.80	41.85	39.20	35.47	38.21	45.13	50.60	47.80	50.13	52.56	55.62	45.34	46.44	44.91	42.73	46.57	99.70	94.99	98.32	63.13	49.11	47.06	42.90	53 / 58
BGE	44.812	44.549	42.286	39.187	35.921	38.842	45.652	51.515	48.98	51.871	53.847	58.688	46.929	48.316	46.307	44.784	48.648	107.71	102.48	103.23	67.233	51.437	49.175	44.626	55 / 61
COMED	31.449	35.103	33.165	23.97	32.135	26.843	29.837	33.563	34.983	39.084	34.33	46.006	31.801	37.007	35.783	34.181	36.547	60.028	83.891	82.166	58.248	40.432	40.205	35.664	41 / 46
DOM	41.498	42.041	40.007	35.705	34.805	36.396	41.885	47.742	45.771	48.505	49.033	55.282	43.892	45.279	42.972	41.828	45.339	92.322	89.07	90.045	64.054	48.027	46.366	42.184	50 / 56
NEW JERSEY HUB	47.46	47.23	45.66	41.87	39.02	40.65	47.84	53.97	51.15	53.84	56.46	60.50	48.69	50.08	48.38	45.91	49.87	106.58	102.51	105.03	68.68	53.47	51.21	46.32	57 / 63
Percent Forecast	2.99	3.28	3.42	3.32	3.36	3.36	2.59	2.30	1.33	1.60	1.73	1.83	2.00	2.38	2.50	2.38	3.14	4.29	2.60	0.74	0.47	0.28	0.17	0.13	
RTLoad	74.174	71.545	70.211	69.507	69.602	70.884	73.271	76.212	78.892	81.618	82.939	83.235	83.373	82.977	82.422	82.772	85.51	91.688	94.138	93.608	92.554	89.786	85.731	81.545	



PJM Daily Report

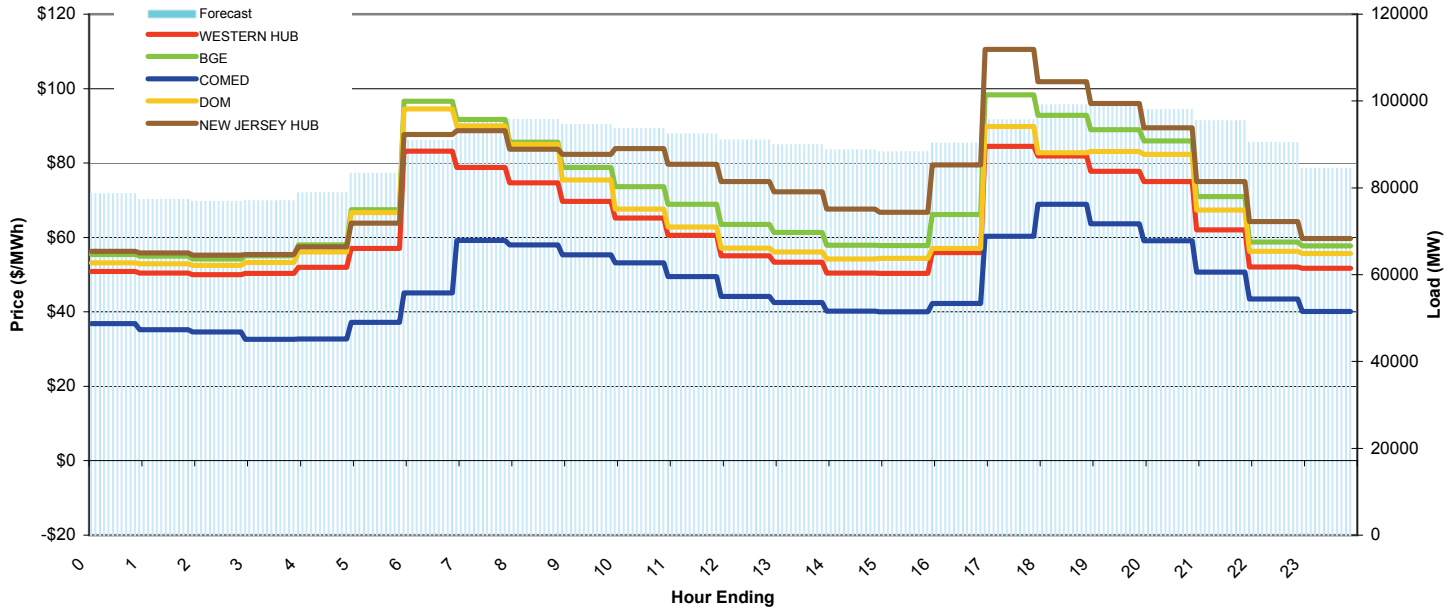
Report for: 1/12/2009

Price Color Codes:

<=0	>=100	>=200
-----	-------	-------

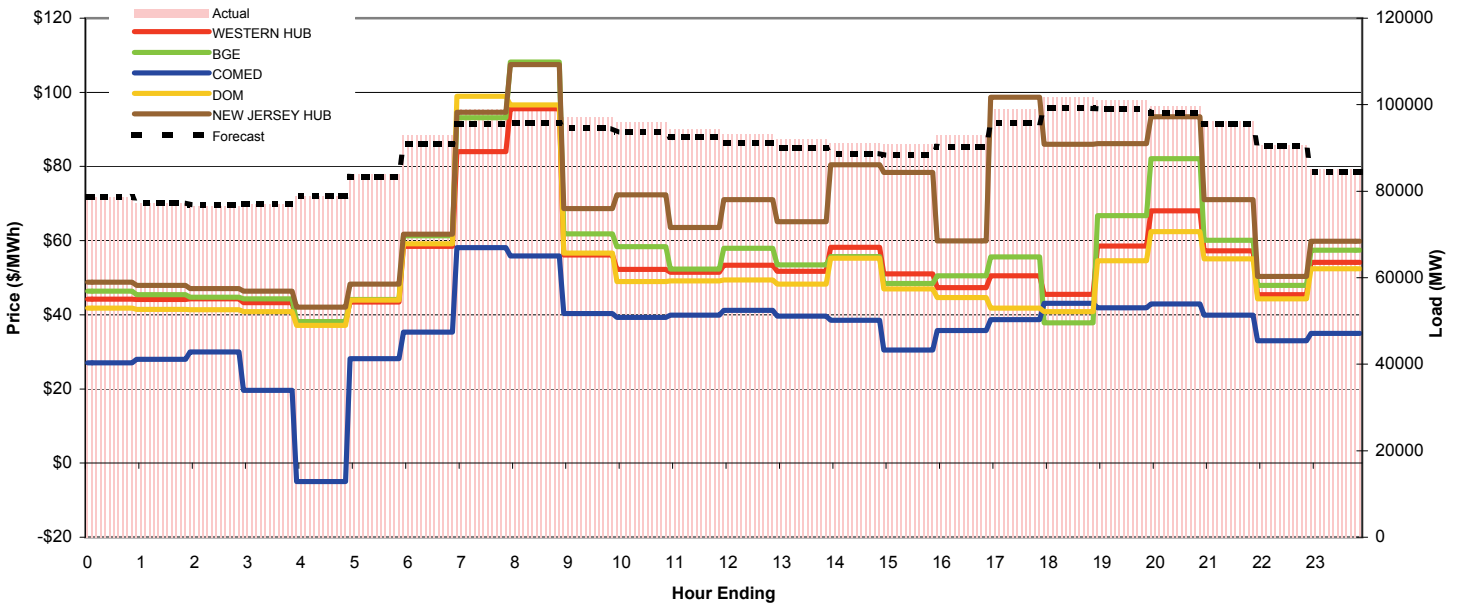
Day-Ahead Prices and Forecast Load

	HE1	HE2	HE3	HE4	HE5	HE6	HE7	HE8	HE9	HE10	HE11	HE12	HE13	HE14	HE15	HE16	HE17	HE18	HE19	HE20	HE21	HE22	HE23	HE24	avg all/peak
WESTERN HUB	50.84	50.46	50.02	50.34	51.98	57.02	83.16	78.81	74.70	69.72	65.20	60.54	55.06	53.32	50.40	50.33	55.92	84.46	81.91	77.79	75.05	62.01	52.06	51.75	62 / 65
BGE	55.376	55.001	54.19	55.049	57.97	67.428	96.64	91.667	85.59	78.791	73.673	68.887	63.474	61.352	57.924	57.814	66.169	98.35	92.84	88.931	85.986	70.953	58.798	57.758	71 / 75
COMED	36.855	35.216	34.615	32.599	32.718	37.178	45.08	59.21	58.019	55.3	53.221	49.441	44.134	42.555	40.193	40.004	42.301	60.305	68.941	63.702	59.147	50.72	43.502	40.084	47 / 52
DOM	53.215	52.897	52.461	53.245	56.095	66.67	94.527	90.015	84.969	75.489	67.628	62.84	57.145	56.144	54.173	54.37	57.01	89.854	82.724	83.065	82.328	67.388	56.261	55.692	67 / 70
NEW JERSEY HUB	56.25	55.83	55.21	55.40	57.47	63.86	87.71	88.69	83.69	82.33	83.86	79.66	74.99	72.29	67.62	66.76	79.50	110.58	101.87	95.97	89.46	75.02	64.30	59.74	75 / 82
DA Forecast	78.6	77.3	76.8	77.0	78.9	83.4	91.0	95.5	95.8	94.6	93.7	92.5	91.0	89.9	88.7	88.3	90.3	95.7	99.2	99.1	98.1	95.5	90.4	84.5	89 / 94



Preliminary Real-Time Prices with Forecasted and Actual System Load

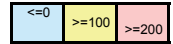
	HE1	HE2	HE3	HE4	HE5	HE6	HE7	HE8	HE9	HE10	HE11	HE12	HE13	HE14	HE15	HE16	HE17	HE18	HE19	HE20	HE21	HE22	HE23	HE24	avg all/peak
WESTERN HUB	44.19	44.13	44.29	43.30	38.10	43.43	58.45	83.98	95.59	56.16	52.24	51.47	53.35	51.75	58.18	51.03	47.29	50.54	45.53	58.55	68.06	57.26	45.42	54.11	54 / 58
BGE	46.416	45.463	44.746	44.308	38.209	44.098	61.304	93.184	108.18	61.825	58.378	52.368	57.964	53.471	55.671	48.461	50.529	55.598	37.799	66.719	82.068	60.13	47.936	57.46	57 / 62
COMED	27.067	27.959	29.956	19.629	-5.005	28.147	35.326	58.113	55.895	40.331	39.304	39.915	41.202	39.681	38.48	30.516	35.74	38.723	43.122	41.907	42.952	39.915	33.01	34.938	36 / 41
DOM	41.839	41.43	41.399	40.813	37.165	43.934	59.113	98.904	96.568	56.622	49.006	49.127	49.378	48.232	55.285	47.008	44.681	41.771	40.836	54.555	62.421	55.05	44.313	52.415	52 / 56
NEW JERSEY HUB	48.83	47.96	47.04	46.39	42.06	48.29	61.71	94.61	107.44	68.61	72.35	63.56	71.06	65.07	80.43	78.42	59.90	98.66	85.95	86.12	93.42	71.02	50.35	59.86	69 / 78
Percent Forecast	-0.07	-0.09	-0.23	0.01	-0.06	0.61	2.27	3.48	2.96	2.71	2.39	2.08	2.42	2.41	2.64	2.87	2.96	3.41	2.45	2.06	1.61	0.70	0.21	0.76	
RTLoad	78.576	77.223	76.672	77.056	78.819	83.893	93.101	98.949	98.674	97.195	95.983	94.427	93.307	92.126	91.135	90.926	93.03	99.087	101.65	101.17	99.674	96.132	90.596	85.114	



PJM Daily Report

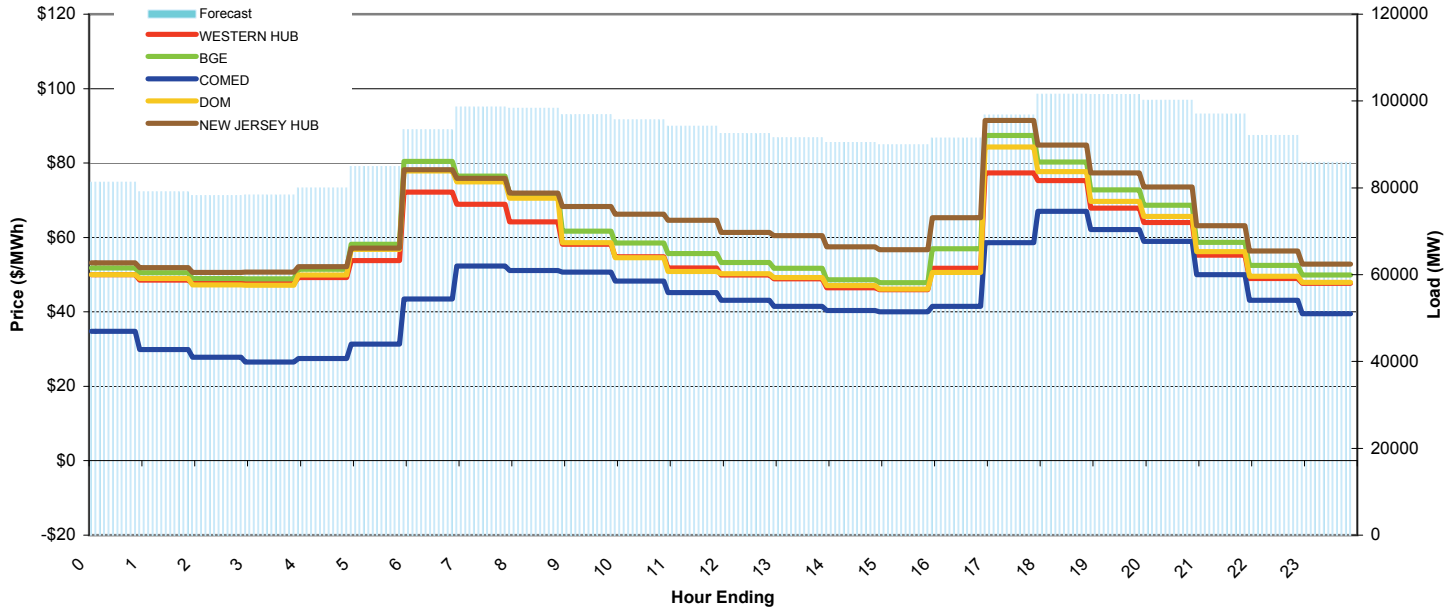
Report for: 1/13/2009

Price Color Codes:



Day-Ahead Prices and Forecast Load

	HE1	HE2	HE3	HE4	HE5	HE6	HE7	HE8	HE9	HE10	HE11	HE12	HE13	HE14	HE15	HE16	HE17	HE18	HE19	HE20	HE21	HE22	HE23	HE24	avg all/peak
WESTERN HUB	49.98	48.51	47.71	47.63	49.26	53.80	72.23	68.93	64.23	58.20	54.78	51.82	49.90	48.89	46.48	45.95	51.69	77.38	75.24	67.90	64.01	55.20	49.01	47.66	56 / 58
BGE	51.798	50.521	48.959	48.909	51.445	58.203	80.401	76.458	71.599	61.687	58.489	55.66	53.3	51.757	48.641	47.842	56.969	87.38	80.24	72.77	68.626	58.701	52.463	49.885	60 / 63
COMED	34.774	29.895	27.808	26.55	27.501	31.347	43.461	52.288	51.083	50.707	48.268	45.203	43.083	41.486	40.385	39.991	41.445	58.591	67.012	62.1	58.944	49.988	43.127	39.517	44 / 50
DOM	49.972	48.938	47.205	47.186	49.917	56.831	77.898	74.933	70.515	58.613	54.529	50.869	50.223	49.201	47.091	46.087	50.575	84.328	77.679	69.693	65.648	56.204	49.545	47.898	58 / 60
NEW JERSEY HUB	53.15	51.86	50.64	50.66	52.16	57.11	78.24	75.88	71.95	68.32	66.21	64.62	61.32	60.46	57.45	56.69	65.32	91.42	84.85	77.32	73.56	63.14	56.38	52.86	64 / 68
DA Forecast	81.3	79.1	78.2	78.4	80.0	84.9	93.4	98.6	98.3	96.9	95.7	94.2	92.5	91.6	90.4	89.9	91.5	96.8	101.6	101.5	100.1	97.0	92.0	85.9	91 / 96



Preliminary Real-Time Prices with Forecasted and Actual System Load

	HE1	HE2	HE3	HE4	HE5	HE6	HE7	HE8	HE9	HE10	HE11	HE12	HE13	HE14	HE15	HE16	HE17	HE18	HE19	HE20	HE21	HE22	HE23	HE24	avg all/peak
WESTERN HUB	62.71	49.35	54.99	54.52	61.94	57.04	57.32	78.82	70.87	59.69	50.40	71.72	54.53	48.94	47.01	46.78	46.69	47.46	45.39	44.63	52.07	46.41	45.54	48.55	55 / 54
BGE	67.281	55.55	58.603	58.232	88.911	60.892	61.345	92.993	78.934	62.405	53.436	76.492	57.034	51.445	49.272	49.186	49.017	41.16	38.659	43.73	54.967	48.791	47.867	51.128	58 / 56
COMED	29.466	-12.57	33.818	32.679	30.816	35.928	39.981	41.558	36.893	44.508	36.495	38.064	42.691	36.967	36.555	36.421	36.62	40.489	43.616	40.038	45.553	39.583	39.287	39.289	36 / 40
DOM	59.039	41.031	53.329	52.786	76.85	55.794	56.426	108.55	69.837	57.839	48.99	67.319	53.048	47.495	45.832	45.712	45.523	43.239	42.89	43.654	52.062	46.184	45.628	48.235	54 / 54
NEW JERSEY HUB	71.37	60.87	61.51	61.40	94.29	63.19	62.81	88.01	79.90	83.21	58.51	88.13	67.89	58.16	53.85	51.88	53.86	78.51	74.22	61.48	62.80	55.02	50.82	53.08	66 / 67
Percent Forecast	-0.38	-0.19	-0.20	-0.18	0.29	0.57	0.69	0.52	0.37	1.14	1.74	1.98	2.61	2.73	3.26	3.78	4.16	3.71	1.35	0.97	0.45	0.03	-0.12	0.96	
RTLLoad	80.968	78.966	78.015	78.253	80.227	85.377	94.023	99.128	98.697	97.989	97.387	96.097	94.968	94.121	93.474	93.467	95.451	100.53	103	102.51	100.59	97.028	91.928	86.739	

