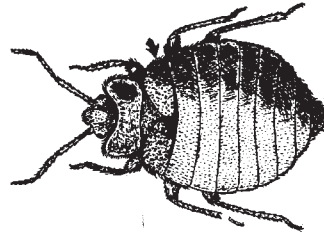
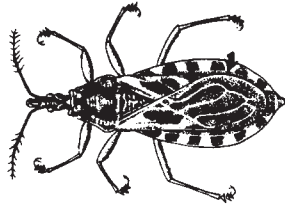


**BUGS: PICTORIAL KEY TO SOME SPECIES THAT MAY BITE MAN**

Harry D. Pratt and Chester J. Stojanovich

wings usually well-developed; body elongate-oval

wings reduced; body broadly-oval



**ASSASSIN AND KISSING BUGS-FAMILY REDUVIIDAE**

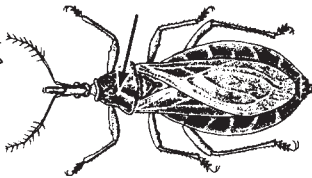
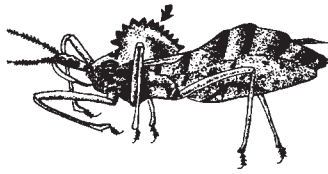
**BED BUGS-FAMILY CIMICIDAE**

thorax with cog-wheel crest

thorax without crest

middle coxae nearly touching  
beak reaching 2nd coxa

middle coxae widely separated  
beak not reaching 2nd coxa



**WHEEL BUG**  
*Arilus cristatus*

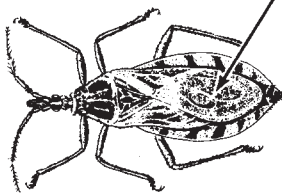
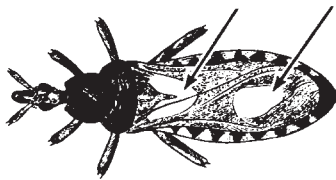
**POULTRY BUG**  
*Haematosiphon inodorus*

fore-wing with 2 yellow spots

fore-wing dark in U. S. species

3rd and 4th antennal  
segments equal

4th antennal segment  
shorter than 3rd



**CORSAIR**  
*Rasahus biguttatus*

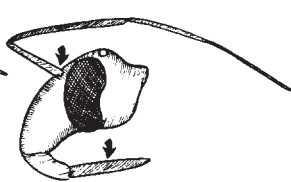
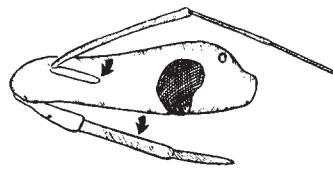
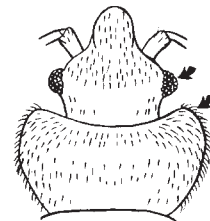
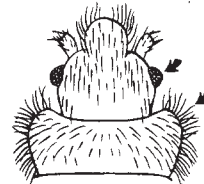
**BARN SWALLOW BUG**  
*Oeciacus vicarius*

fringe hairs on pronotum longer  
than, or equal to, width of eye

fringe hairs on pronotum  
shorter than width of eye

antenna inserted midway between eye  
and tip of head; beak slender, straight

antenna inserted near eye;  
beak stout, curved



**BAT BUGS**  
*Cimex adjunctus* E. N. AM.  
*Cimex pilosellus* W. N. AM.


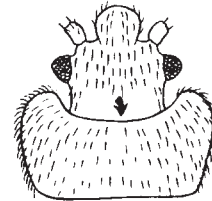

pronotum with anterior margin  
moderately excavated

pronotum with anterior margin  
deeply excavated

**KISSING BUG**  
*Triatoma spp*

pronotum constricted behind middle

pronotum constricted before middle



**BLACK BUG**  
*Melanolestes picipes*

**MASKED HUNTER**  
*Reduvius personatus*

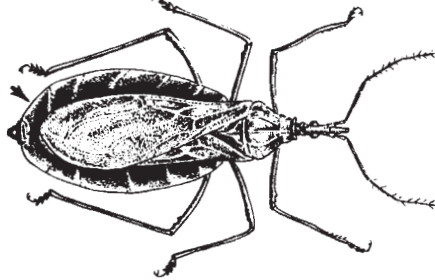
**TROPICAL BED BUG**  
*Cimex hemipterus*  
SO. U.S. & TROPICS

**BED BUG**  
*Cimex lectularius*  
TEMPERATE AREAS

**KISSING BUGS: PICTORIAL KEY TO SOME COMMON SPECIES IN THE UNITED STATES**

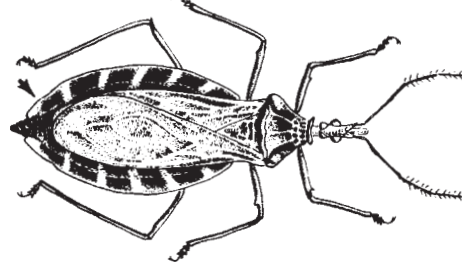
Harold George Scott and Margery R. Borom

about 1-1/4 inch long; connexivum pale



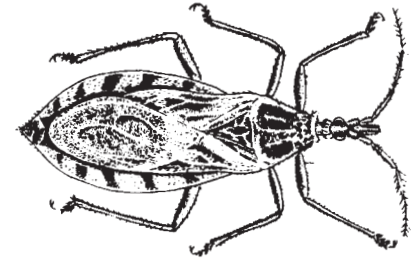
Triatoma recurva

about 1-1/8 inch long; connexivum yellow banded

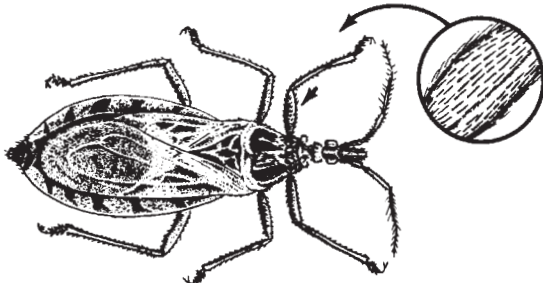


Triatoma gerstaeckeri

less than 1 inch long

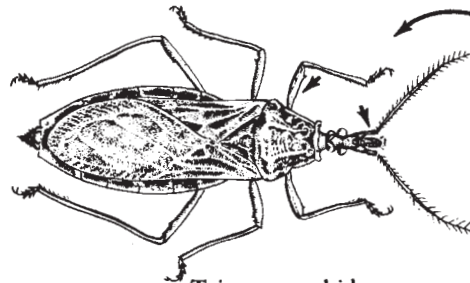


first femur with thick hair

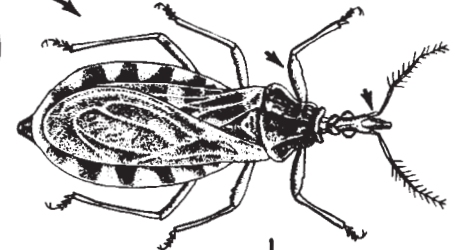


Triatoma lecticularius

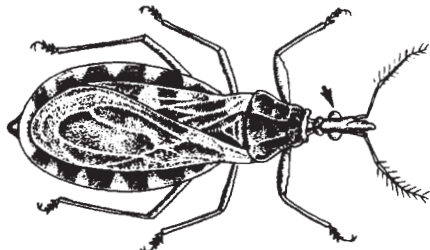
first antennal segment long ← first femur with sparse hair → first antennal segment short



Triatoma rubida

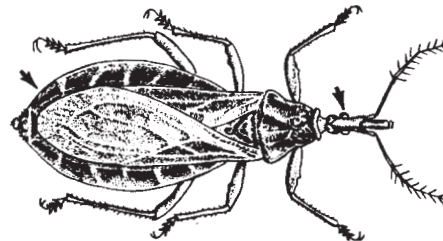


eyes large

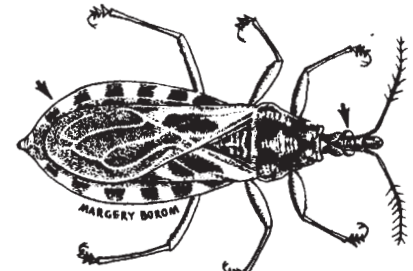


Triatoma sanguisuga

connexivum brown, pale banded or not ← eyes small → connexivum yellow banded



Triatoma protracta



Triatoma neotomae