

SECTION B - BADGES AND DEVICES

6-2. Policy. Only those CAP badges and devices described in this chapter will be worn on the CAP uniform. If at any time, more than one badge or device is authorized for wear in the same position on the uniform, the member will select one, to the exclusion of others, for wear in that position. Special badges or devices designed for specific purposes will be worn only for the duration of the special duty and will not be worn as a part of the regular uniform. A maximum of four badges/devices may be worn on the AF-style uniforms.

6-3. Description and Proper Placement on the Service Dress Uniform. Authorized badges, patches and devices and their proper placement on the uniform are outlined in Table 6-2. Illustrations are contained in the figures indicated. All badges and devices must be of a highly polished finish. NOTE: All ribbons, badges, and devices worn by senior members must fall below the notch of the collar on the service coat or the bottom tip of the collar of all shirts/blouses worn as outer garments. The maximum of four earned badges is authorized for wear on all blue service uniforms.

6-4. Description and Proper Placement on the Blazer Uniform. When wearing the blazer combination with the black nameplate, the CAP Crest or the National Board/National Executive Committee badge is worn in addition to the nameplate. Chaplains may wear the chaplain insignia 1/2 inch above the nameplate. When worn as a formal uniform the nameplate is removed and a single miniature medal may be added. See Chapter 4 for more information. Figure 6-21 illustrates the CAP Crest and black nameplate.

6-5. Description and Proper Placement on the Aviator Shirt with Epaulets. When wearing the aviator shirt the gray nameplate must also be worn. CAP ribbons, CAP aviation badge and one additional CAP badge may be worn (specialty insignia, specialty badge or command badge). No other badges or patches are authorized with this combination. See Chapter 4 for more information. Figure 6-16 illustrates the CAP aviation badges and Figure 6-17 illustrates the specialty insignia. Table 6-3 outlines the placement of these items.

6-6. Description and Proper Placement on the BDU, Utility Uniform, Field Uniform and Flight Suits. All white on blue insignia will have 1/8 inch of blue showing at the widest and tallest point of the insignia, except the Civil Air Patrol tape and the nametape. These two will be the width of the BDU or field uniform pocket. When placing multiple insignia in the same area, measure from the insignia to insignia not blue to blue. For more instructions see Chapters 2 and 4. Figures 6-2, 6-3, 6-10, 6-11, and 6-12 illustrate the white on blue grade insignia. Figures 6-16 through 6-20 illustrate the various insignia that may be worn on these uniforms. Table 6-4 outlines the placement of these items.

6-7. US Military Badges. CAP members may wear only the US military badges authorized for wear on the US Air Force uniform when earned through qualification and awarded by competent authority for service performed in any branch of the Armed Forces of the United States or its allies. The military badges authorized for wear on the CAP uniform and BDU are listed in Table 6-5. Before wearing any badge not listed in this table, contact National Headquarters/LMM for clarification. US Military badges are not authorized for wear on any of the CAP distinctive uniforms.

Table 6-2. Authorized Badges and Devices, and Proper Placement on the Service Uniform			
ITEM	If a member wears the	then it will be worn	illustrated in Figure
1	Lapel and Collar Insignia (CAP or U.S. Cutouts)	placed halfway up the lapel seam, resting on but not over it. Bottom of insignia is parallel with the ground.	6-13
2	Shoulder Patch (Wing/Region/National)	1/2 inch below the shoulder seam on the left sleeve of all coats, jackets, and shirts worn as outer garments and the pullover sweater. <i>EXCEPTION:</i> Shoulder patch is not worn on new-style service coat.	6-14
3	Headgear		
	Men	as shown in Figure 2-26.	2-27
	Women	as shown in Figure 2-28.	2-29
4	Nameplate		
	Men	on old-style coat and light blue AF-style shirt, worn resting on, but not over, top edge of right pocket centered between left and right edges. New style coat nameplate is worn centered on right breast with bottom parallel with bottom row of ribbons.	6-15
	Women	on old-style coat, worn centered on right side between lapel and arm seam, 1 to 3 inches higher than top button. New style coat, worn centered on right breast with bottom parallel with bottom row of ribbons. blouse: (pointed-collar) centered on right side even with or up to 1 1/2 inches higher or lower than the first exposed button parallel with ground.	
5	Aviation Badges		
	Civil Air Patrol (Awarded in accordance with CAPR 35-6.)	Men: Centered 1/2 inch above the left breast pocket; or 1/2 inch above the ribbons. Women: Centered 1/2 inch above top row of ribbons; when no ribbons are worn, the badges are positioned on the left side of the shirt/blouse or coat, parallel with the nameplate. If specialty insignia is worn, the aviation badge will be centered 1/2 inch above the specialty insignia. Either miniature or regular size badges may be worn on service coats, shirts, blouses, or mess dress but all must match.	6-16

Table 6-2. Authorized Badges and Devices, and Proper Placement on the Service Uniform			
ITEM	If a member wears the	then it will be worn	illustrated in Figure
	US Military Aviation Badge (Awarded in writing by competent authority.) Foreign Aviation Badge (Awarded in writing by foreign military authority.)	centered 1/2 inch above the pocket or ribbons on the left breast. CAP aviation badges are worn 1/2 inch above military badges. centered 1/2 inch above the pocket or ribbons on left breast. CAP aviation badges are worn 1/2 inch above other aviation badges.	
6	Specialty Insignia (Chaplain, Legal, Medical, EMT, Ground Team)	Men: centered 1/2 inch above the left breast pocket or 1/2 inch above ribbons. Women: centered 1/2 inch above top row of ribbons; when no ribbons are worn, positioned on the left side of the blouse or coat, 1/2 inch above imaginary row of ribbons. If the wearer is also authorized to wear a CAP aviation badge, the specialty insignia will be worn 1/2 inch beneath the wings, except the chaplain insignia which is worn above the aviation badge.	6-17
7	Specialty Badges Administrator's Badge Aerospace Education Badge (as authorized in CAPR 280-2) Cadet Programs Badge Communicator's Badge Emergency Services Badge (as authorized in CAPR 35-6) Finance Officer's Badge Historian's Badge Inspector's Badge Logistics Officer's Badge Moral Leadership Officer's Badge	Men: centered below the pocket flap on the left breast pocket of the service coat or shirt when worn as an outer garment. May also be worn centered on right breast of new style service coat 1/2 inch above nameplate. Women: Service coat: centered 1 1/2 inches below top of welt pocket on left breast, and/or on right side centered between arm seam and lapel 1/2 inch above nameplate, and/or 1/2-inch above top row of ribbons. Old service coat: Centered 1/2 inch above top row of ribbons and/or 1/2 inch above nameplate on right breast. Blouses: Worn 1/2 inch above ribbons and/or 1/2 inch above name.	6-18

Table 6-2. Authorized Badges and Devices, and Proper Placement on the Service Uniform

ITEM	If a member wears the	then it will be worn	illustrated in Figure
7 (Cont'd)	Operations Officer's Badge Personnel Officer's Badge Professional Development Badge Safety Badge (as authorized in CAPR 62-1)	Men: centered below the pocket flap on the left breast pocket of the service coat or shirt when worn as an outer garment. May also be worn centered on right breast of new style service coat 1/2 inch above nameplate or centered on the right pocket of shirt. Women: Service coat: centered 1 1/2 inches below top of welt pocket on left breast, and/or on right side centered between arm seam and lapel 1/2 inch above nameplate, and/or 1/2-inch above top row of ribbons. Old service coat: Centered 1/2 inch above top row of ribbons and/or 1/2 inch above nameplate on right breast. Blouses: Worn 1/2 inch above ribbons and/or 1/2 inch above name.	6-18
8	Model Rocketry Badge (as authorized in CAPM 50-20) (Cadets only)	centered below flap on left breast pocket (male and female).	6-21
9	National Board Badge National Executive Committee (NEC) Badge	Men: centered below the pocket flap on the left breast pocket of the service coat, or shirt when worn as an outer garment. Mess dress jacket: worn 1/2 below last row of medals. Women: in same position as specialty badges (above the ribbons and beneath wings) on blouses. Worn on the left breast of new style service coat centered 1 1/2 inches below the top of welt pocket.	6-21
10	Command Badge (current squadron and group commanders only)	centered 1/2 inch above nameplate on right breast.	6-21
11	Junior National Rifle Association Marksmanship Badge (Earned in accordance with NRA program.) (Cadets only)	Men: with the top edge centered on the left pocket flap of the service coat or shirt when worn as an outer garment. Women: in the same position as specialty insignia (above the ribbons and beneath the wings).	
12	AFJROTC Patch (dual enrolled AFJROTC and CAP cadets who wear the same uniform for both programs)	centered 1/2 inch below the shoulder seam on the left sleeve of coats, jackets, shirts/blouses worn as outer garments and the pullover sweater with the CAP patch on the right sleeve.	6-20
13	Overseas Shoulder Patch (optional)	centered 1/2 inch below the shoulder seam on the left sleeve of coats, jackets, shirts/blouses worn as outer garments, and the pullover sweater.	6-20
14	US Military Badges and Devices	only those badges and devices authorized for wear on the Air Force uniform will be worn on the CAP uniform. Table 6-5 lists the most common badges	

Table 6-2. Authorized Badges and Devices, and Proper Placement on the Service Uniform			
ITEM	If a member wears the	then it will be worn	illustrated in Figure
		authorized. Before wearing any badge not listed in Table 6-5, contact National Headquarters/LMM for clarification.	
15	CAP Mess Dress Seal (enamel or bullion)	over the middle button on the right side of the mess dress jacket.	6-21
16	Tie Tack/Tie Bar	centered between bottom edge of knot and bottom (tip) of tie.	6-21

NOTES:

1. Miniature and regular size badges may be worn together; however, do not mix sizes of badges in the same category.
2. A maximum of four earned badges may be worn on all blue service uniforms. A maximum of two badges are worn on the left side of the uniform above ribbons, or welt of pocket if ribbons are not worn.

Table 6-3. Authorized Badges and Devices, and Proper Placement on the Aviator Shirt Uniform			
ITEM	If a member wears the	then it will be worn	illustrated in Figure
1	Namplate	centered above the right breast pocket. Only the 3-line gray nameplate will be worn.	6-15
2	CAP Aviation Badges (see note) (Awarded in accordance with CAPR 35-6.)	centered 1/2 inch above the left breast pocket. If specialty insignia is worn, the aviation badge will be centered 1/2 inch above the specialty insignia. Either miniature or regular size badges may be worn.	6-16
3	CAP Specialty Insignia (see Table 6-2 for list) (see note)	centered 1/2 inch above the left breast pocket. If aviation badge is worn, the specialty insignia will be centered 1/2 inch below the aviation badge. Either miniature or regular size badges may be worn. Only one specialty insignia may be worn.	6-17
4	Specialty Badges (see Table 6-2 for list) (see note)	centered on the left breast pocket. (Females have the option of wearing 1/2 inch above the pocket if they prefer. If aviation badge is worn, the specialty badge will be centered 1/2 inch below the aviation badge.) Only one specialty badge may be worn.	6-18
5	Command Badge (Current squadron and group commanders only)	centered 1/2 inch above the nameplate on right breast.	6-20

NOTE: The CAP aviation badge and one additional CAP badge for a maximum of two badges, may be worn.

Table 6-4. Wear of Badges, Patches, and Devices on Flight Suits, BDUs, Utility Uniforms and Field Uniforms.				
ITEM	If an individual wears the	then it will be regular size	and it will be worn	and the following rules will be observed
1	“Civil Air Patrol” Tape (ultramarine blue)	embroidered in white cotton thread	centered immediately above the left breast pocket on the BDU shirt, field uniform, BDU or dark blue field jacket.	Tape will be width of pocket with raw edges turned under.
2	Cloth Name Tape (ultramarine blue)	embroidered in white cotton thread	centered immediately above the right breast pocket of the BDU or field uniform shirt and BDU or dark blue field jacket.	Tape will be width of pocket with raw edges turned under.
3	CAP Command Patch	embroidered	utility uniform and CAP flight suit: on the right breast. USAF flight suit: centered in seamless area above the right breast pocket. Flight jacket: when grade insignia is worn, the Command Patch is worn in the corresponding area.	
4	CAP Aviation Badges (CAPR 35-6)	embroidered in white cotton thread	centered 1/2 inch above the cloth “Civil Air Patrol” tape worn over the left breast pocket of BDU, field uniform and BDU or dark blue field jacket.	Only one CAP aviation badge may be worn.
5	Specialty Insignia (Chaplain, Legal, Medical, EMT, Ground Team)	embroidered in white cotton thread	centered 1/2-inch above the cloth “Civil Air Patrol” tape worn over the left breast pocket of BDU, field uniform and BDU or dark blue field jacket, 1/2 inch below aviation badge. EXCEPTION: chaplain insignia is worn 1/2 inch above the aviation badge.	
6	Communications Patch	embroidered	centered on the lower portion of the left breast pocket between left and right edges and bottom of flap and pocket of BDU shirt, field uniform shirt	Worn by any member earning a rating in the Communications Specialty Track.

Table 6-4. Wear of Badges, Patches, and Devices on Flight Suits, BDUs, Utility Uniforms and Field Uniforms.				
ITEM	If an individual wears the	then it will be regular size	and it will be worn	and the following rules will be observed
6 (Cont'd)			and BDU or dark blue field jacket.	
7	Cardiopulmonary Resuscitation (CPR) Patch (see note 1)	embroidered	centered on the lower portion of the left breast pocket between left and right edges and bottom of flap and pocket of BDU and field uniform shirt and BDU or dark blue field jacket.	May be worn only by members who have satisfactorily completed a training course in CPR techniques.
8	Emergency Services Patch	embroidered	BDU/field uniform: Centered 1/2 inch above the name tape on right breast. Flight suits/utility uniform: Centered on right breast pocket or corresponding position on CAP/Air Force-style flight suits. May also be authorized for wear on the front of baseball caps 1/2 inch above the visor.	Caps must be authorized by the wing /region commander.
9	Emergency Services Decal		centered on the front of the white helmet liner worn by members participating in emergency services missions.	Must be approved by wing/region commander
10	Organizational (Unit)Patch	embroidered	centered on the lower portion of the right breast pocket of BDU or field uniform shirt or BDU or dark blue field jacket between left and right edges and bottom of flap and pocket. (See note 2.)	Patch must be approved by wing commander
11	Boy Scouts of America Aviation Explorer Scout Patch		centered below the pocket flap on the right breast pocket of the BDU or field uniform shirt or BDU or dark blue field jacket.	Worn only by members of jointly chartered CAP/BSA cadet squadron only.
12	Model Rocketry Patch	embroidered	centered below the pocket flap on the right breast pocket of the BDU or field	

Table 6-4. Wear of Badges, Patches, and Devices on Flight Suits, BDUs, Utility Uniforms and Field Uniforms.

ITEM	If an individual wears the	then it will be regular size	and it will be worn	and the following rules will be observed
12 (Cont'd)			uniform shirt or BDU or dark blue field jacket.	
13	Aerial Radiological Monitoring Patch	embroidered	on the right sleeve 1/2 inch below shoulder seam of BDU or field uniform shirt, BDU or dark blue field jacket, utility uniform or flight suit.	Awarded for completion of any state or FEMA radiological monitoring course
14	Pilot Proficiency Patch	embroidered	on the right sleeve 1/2 inch below shoulder seam of BDU or field uniform shirt, BDU or dark blue field jacket, utility uniform or flight suit.	
15	National SAR Competition Patch	embroidered	on the right sleeve 1/2 inch below shoulder seam of BDU or field uniform shirt, BDU or dark blue field jacket, utility uniform or flight suit.	
16	National Cadet Special Activities Patches National Flight Academy Patch AFSC FC Patch Cadet Officer School Patch AETC FC Patch National Emergency Services Academy Patch Pararescue Orientation School Patch Blue Beret Patch	embroidered	on the right sleeve 1/2 inch below shoulder seam of BDU or field uniform shirt, BDU or dark blue field jacket, utility uniform or flight suit.	Only one may be worn.

Table 6-4. Wear of Badges, Patches, and Devices on Flight Suits, BDUs, Utility Uniforms and Field Uniforms.				
ITEM	If an individual wears the	then it will be regular size	and it will be worn	and the following rules will be observed
16 (Cont'd)	National Encampment Patch Hawk Mountain Patch National Honor Guard Academy Patch	embroidered	on the right sleeve 1/2 inch below shoulder seam of BDU or field uniform shirt, BDU or dark blue field jacket, utility uniform or flight suit.	Only one may be worn.
17	National Check Pilots Patch	embroidered	on the right sleeve 1/2 inch below shoulder seam of BDU or field uniform shirt, BDU or dark blue field jacket, utility uniform or flight suit.	
18	Membership 2000	embroidered	on the right sleeve 1/2 inch below shoulder seam of BDU or field uniform shirt, BDU or dark blue field jacket, utility uniform or flight suit.	Must have been earned prior to 1 January 2000.
19	US Military Badges (see Table 6-5)	embroidered (regular or subdued)	on the BDU as prescribed by the US Air Force.	Only those badges authorized for wear on the USAF uniform are authorized on the CAP uniform
20	Safety Patch	embroidered	centered on the lower portion of the left breast pocket between left and right edges and bottom of flap and pocket of BDU or field uniform shirt, BDU or dark blue field jacket and utility uniform.	
21	Wing/Region Patch	embroidered	centered 1/2 inch below shoulder seam on left sleeve field uniform shirts and BDU or dark blue field jacket. On right sleeve on flight suits utility uniform and flight jacket.	

Table 6-4. Wear of Badges, Patches, and Devices on Flight Suits, BDUs, Utility Uniforms and Field Uniforms.

ITEM	If an individual wears the	then it will be regular size	and it will be worn	and the following rules will be observed
22	Honor Guard Patch (see Table 3-1)	embroidered	centered 3 1/2 inches below neckband on White ascot.	
23	Cadet Orientation Pilot Patch	embroidered	on the right sleeve 1/2 inch below shoulder seam of BDU or field uniform shirt, BDU field jacket, utility uniform or flight suit.	
24	AFRCC SAR School Patches	embroidered	on the right sleeve 1/2 inch below shoulder seam of BDU or field uniform shirt, BDU field jacket, utility uniform or flight suit.	
25	NASAR Qualification Patches	embroidered	on the right sleeve 1/2 inch below shoulder seam of BDU or field uniform shirt, BDU field jacket, utility uniform or flight suit.	
26	National Board Patch and National Executive Committee Patch	embroidered	centered on the lower portion of the left breast pocket between left and right edges and bottom of flap and pocket of BDU or field uniform shirt, BDU field jacket and utility uniform.	

NOTES:

1. Any nationally recognized patch awarded by a certifying agency (Heart Association, American Red Cross, etc.) upon completion of a CPR training course. Patch will be removed when no longer current.
2. Immediately upon manufacture, one of any type patch approved by wing/region must be forwarded to CAP NHQ, Attn: National Curator, for inclusion in the CAP historical archives.

1	US Military Aeronautical Badges
2	Air Force Occupational Badges
3	Combat Infantry or Army Medical Badge
4	US Army Air Assault Badge and Path Finder Badge
5	Parachute Riggers Badge
6	Scuba Badge
7	Distinguished International Shooter Badge
8	Air Force Distinguished Rifleman and Pistol Shot Badge
9	Silver Excellence-in-Competition Rifle and Pistol Badge with Wreath
10	Bronze Excellence-in-Competition Rifle and Pistol Badge With or Without Wreath
11	Office of the Secretary of Defense Badge
12	Joint Chief of Staff Identification Badge
13	Presidential Service Badge or Vice-Presidential Service Badge
14	Excellence-in-Competition Badge

NOTES:

1. Badges are worn in the same position as they are worn on the Air Force uniform. If a CAP badge is worn in the same position, the member must choose one to the exclusion of the other.
2. Before wearing any badge not listed in Table 6-5, contact National Headquarters/LMM for clarification.

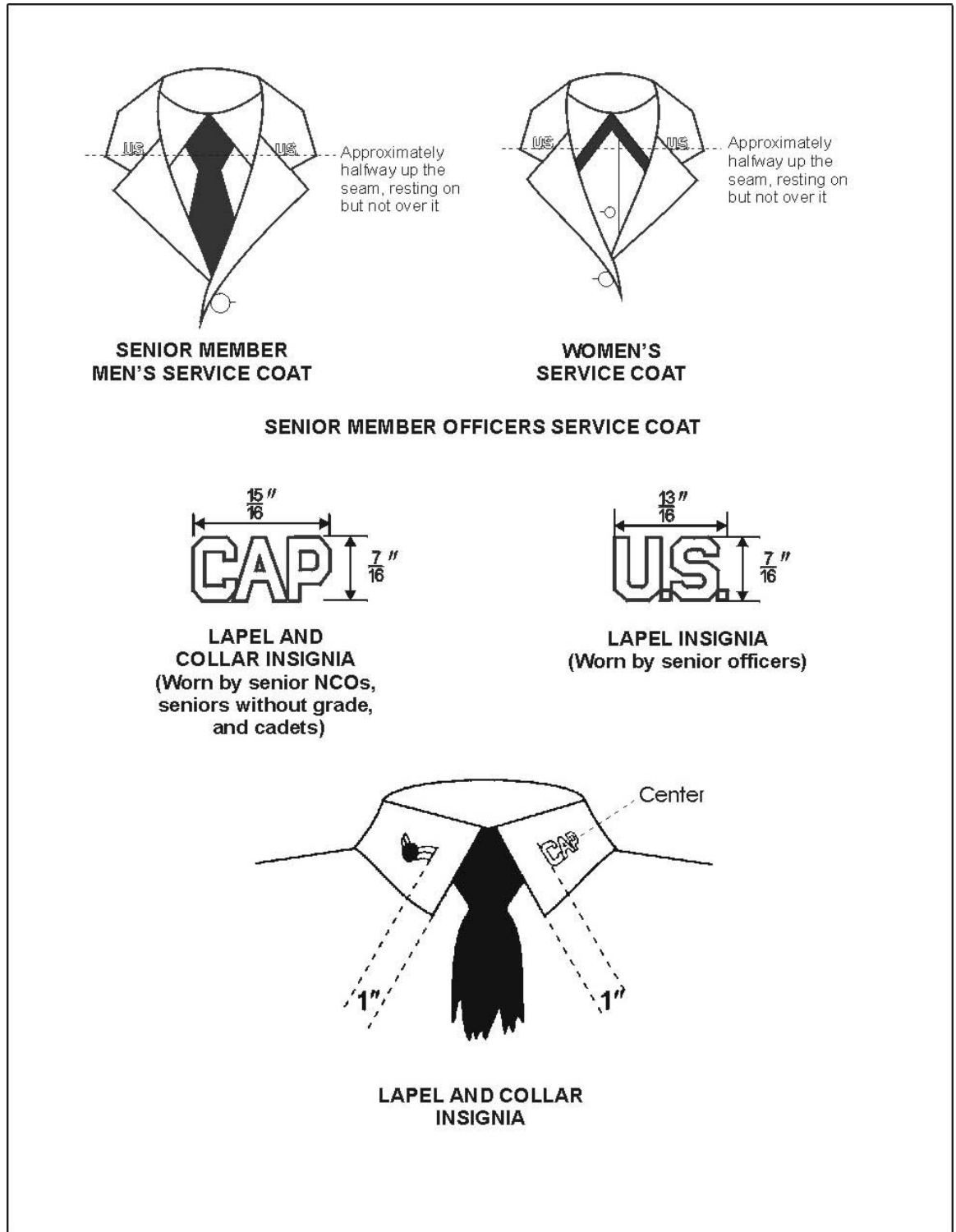


Figure 6-13. Lapel and Collar Insignia

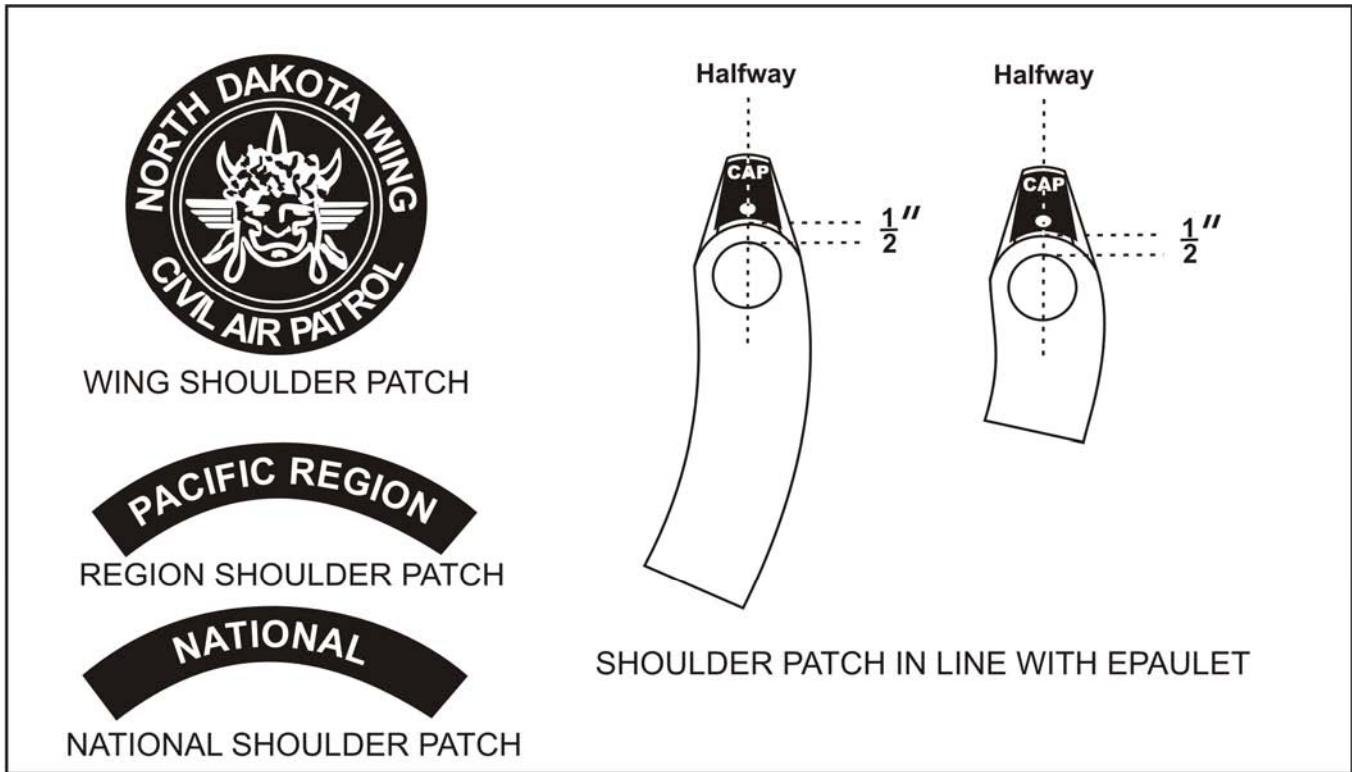


Figure 6-14. Shoulder Patch (Wing, Region or National)

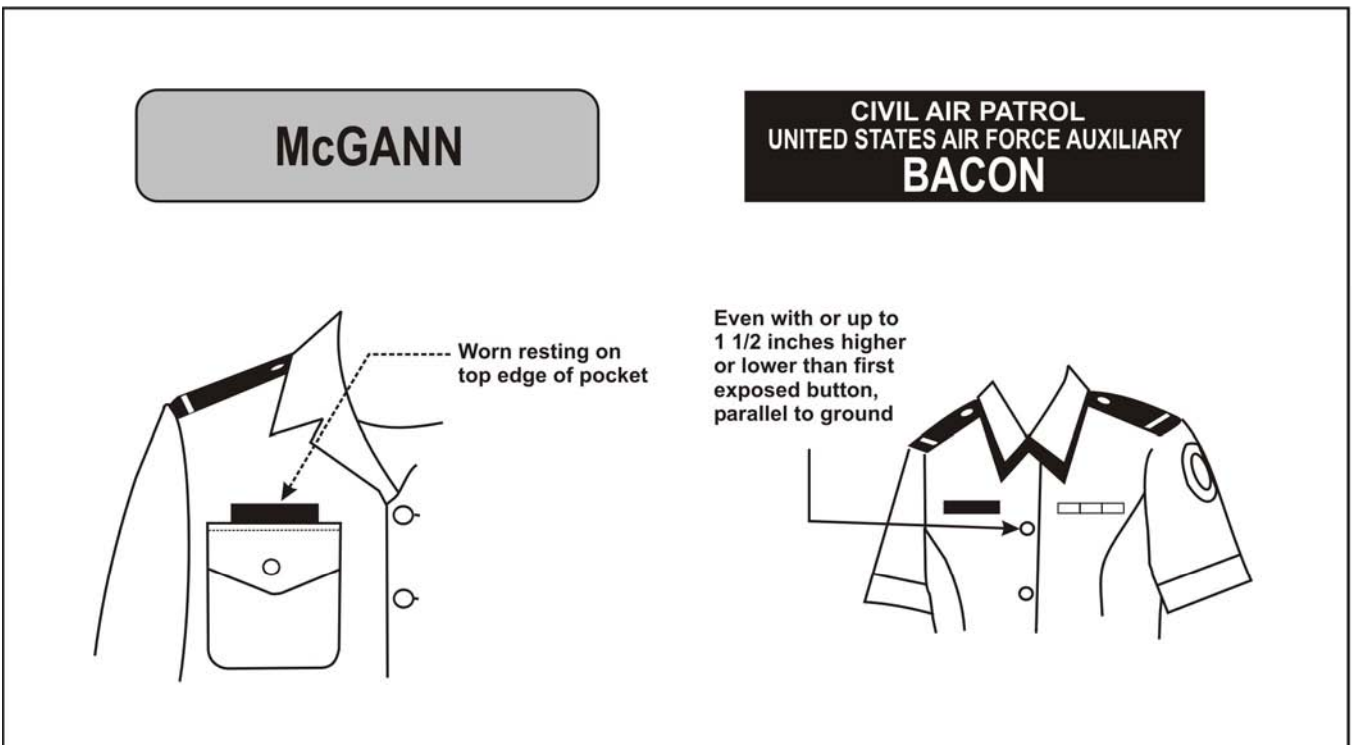


Figure 6-15. Nameplates
(Gray for Senior Members on Shirts and Blouses and Blue for Cadets.
Silver Nameplate is used by Senior Members only on the Service Coat.)




Figure 6-16. Aviation Badges




Figure 6-17. Senior Member Specialty Insignia




Figure 6-18. Senior Member Specialty Badges

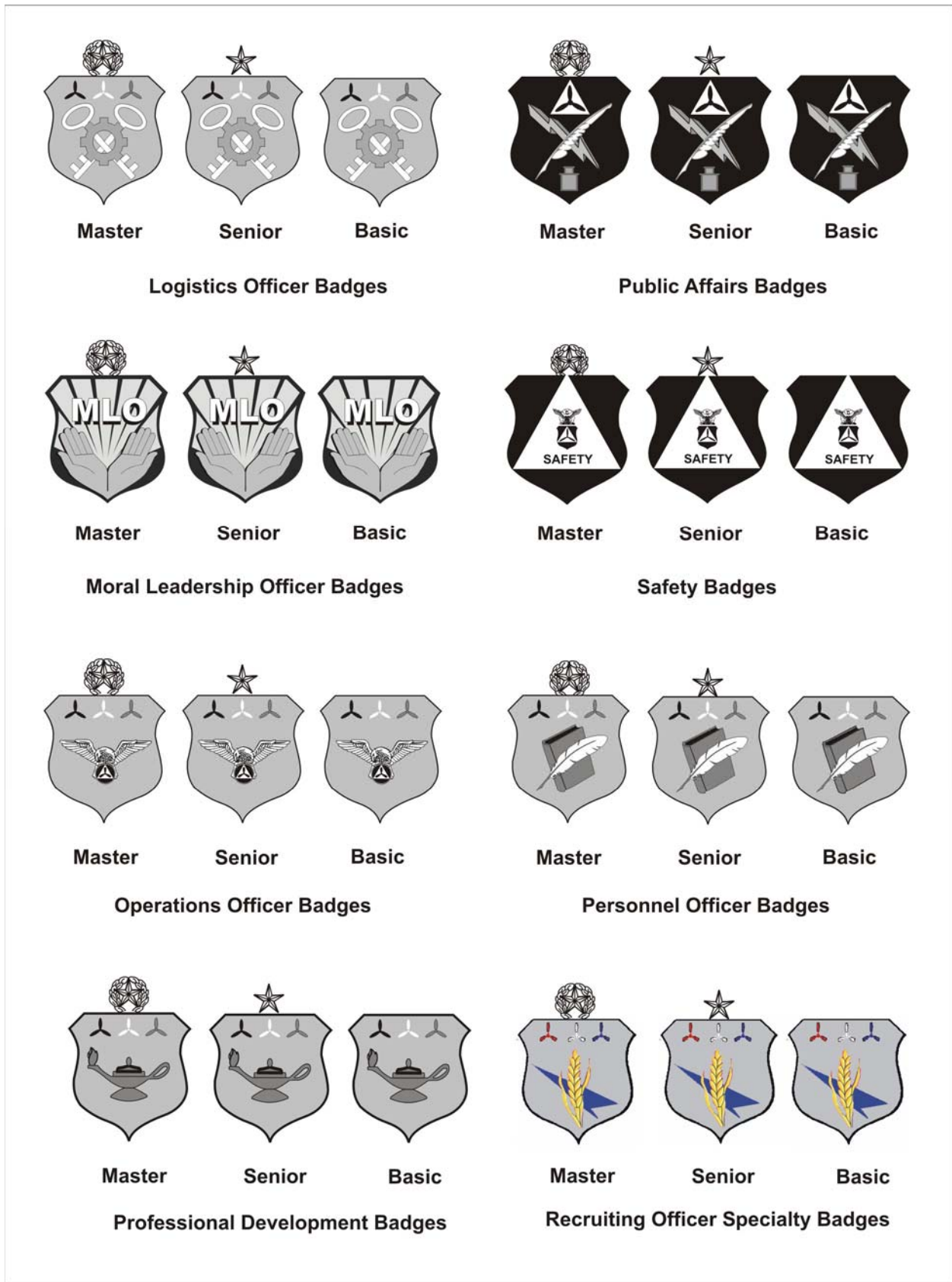


Figure 6-18. Senior Member Specialty Badges (Continued)



Aerial Radiological Monitoring Patch



Membership 2000 Patch



National Check Pilot Patch



National SAR Competition Patch



Pilot Proficiency Patch



AFRCC SAR Management Course Patch

Figure 6-19. Patches Worn on Right Shoulder of BDUs, Field Uniforms, Utility Uniforms and Flight Suits (Wear only one)



Air Education and Training Command Familiarization Course Patch



Air Force Space Command Familiarization Course Patch



National Blue Beret Patch



Cadet Officer School Patch



Hawk Mountain Patch



National Encampment Patch

Figure 6-19. Patches Worn on Right Shoulder of BDUs, Field Uniforms, Utility Uniforms and Flight Suits (Wear Only One) (Continued)



National Flight Academy



Pararescue Orientation School Patch



National GSAR School Patch



National Emergency Services Academy



Cadet Pilot Orientation



Civil Air Patrol Honor Guard Academy

Figure 6-19. Patches Worn on Right Shoulder of BDUs, Field Uniforms, Utility Uniforms and Flight Suits (Wear only one) (Continued)



AFJROTC/CAP Patch



Emergency Services Decal



Communication's Patch
(Worn on left pocket)



National Emergency Assistance
Training Patch
(Worn on left pocket)



Safety Patch
(Worn on left pocket)



Overseas Shoulder Patch
(Worn on left shoulder)

**Figure 6-20. Other Patches
(Wear as indicated)**



Model Rocketry Patch
(Worn on right pocket)



CAP Command Patch



Emergency Services Patch
(Either patch is authorized--- only one may be worn)



Honor Guard Patch
(Worn on Honor Guard Uniform
Ascot Only)



One type of CPR Patch
(Worn on left breast pocket)

Figure 6-20. Other Patches (Continued)
(Wear as indicated)



CAP Crest
(Worn on left blazer pocket)



National Executive Committee
(Worn on left pocket)
(Gold)




CAP National Board
(Worn on left pocket)
(Silver)



CAP Command Badge
(Basic badge for squadron commander;
badge with star for group commanders)

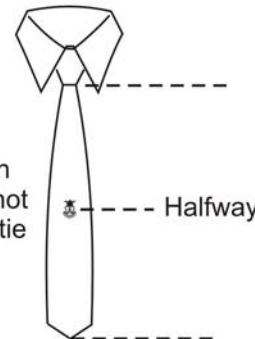


Blazer Nameplate
(Wear nameplate above left pocket)

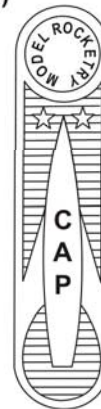


CAP Tie Tack and Tie Bar
(All tie tacks and tie bars are worn centered between
bottom edge of knot and bottom tip of tie)

Centered between
bottom edge of knot
and bottom tip of tie



CAP Mess Dress Seal (Enamel or Bullion)
(Worn over second button on right side)



Model Rocketry Badge

Figure 6-21 Miscellaneous Badges and Insignia
(Wear as indicated)

THIS PAGE INTENTIONALLY LEFT BLANK