

University Research Initiative

Review and Reexamination of OCS Spatial-Temporal Variability as Determined by MMS Studies in the Gulf of Mexico



University Research Initiative

Review and Reexamination of OCS Spatial-Temporal Variability as Determined by MMS Studies in the Gulf of Mexico

Author

Robert S. Carney
Coastal Ecology Institute
Louisiana State University

October 1993

Prepared under MMS Contract
14-35-0001-30470
by
Louisiana Universities Marine Consortium
150 Riverside Mall, Room 107
Baton Rouge, Louisiana 70801

Published by

**U.S. Department of the Interior
Minerals Management Service
Gulf of Mexico OCS Region**

**Cooperative Agreement
University Research Initiative
Louisiana Universities Marine Consortium**

DISCLAIMER

This report was prepared under contract between the Minerals Management Service (MMS) - Louisiana Universities Marine Consortium (LUMCON) and Louisiana State University. This report has been technically reviewed by the MMS and approved for publication. Approval does not signify that the contents necessarily reflect the views and policies of the Service, nor does mention of trade or commercial products constitute endorsement or recommendation for use. It is, however, exempt from review and compliance with MMS editorial standards.

REPORT AVAILABILITY

Preparation of this report was conducted under contract between the MMS and Louisiana Universities Marine Consortium as part of the University Research Initiative Program. Extra copies of this report may be obtained from the Public Information Unit (Mail Stop 5034) at the following address:

U.S. Department of the Interior
Minerals Management Service
Gulf of Mexico OCS Regional Office
Public Information Unit (MS 5034)
1201 Elmwood Park Boulevard
New Orleans, Louisiana 70123-1394

Telephone Number: (504) 736-2519

CITATION

Suggested citation:

Carney, R.S. 1993. Review and Reexamination of OCS Spatial-Temporal Variability as Determined by MMS Studies in the Gulf of Mexico. U.S. Dept. of the Interior, Minerals Management Service, New Orleans, La. OCS Study MMS 93-0041. 210pp.

ABSTRACT

The Gulf of Mexico OCS has been the site of extensive benthic surveys and impact studies. However, the findings of these past efforts have not contributed to a general synthesis useful in planning the designs of future projects. The present study provides the beginnings of such a statistically useful synthesis. Benthic fauna data archives were obtained from the National Oceanographic Data Center for the South Texas Baseline Study, the Central Gulf Platform Study, the Mississippi-Alabama-Florida Study and the Southwest Florida Study. The macrofauna data from these archives were converted to a format more suitable for analysis in the modern workstation environment employing the scientific visualization program PV-WAVE. Sample by sample and species by species patterns were examined and then statistical summaries were produced.

Abundance data and species richness were found to be log normally distributed in all studies. There are three important consequences of this finding with respect to future studies. First, natural variation is additive only after log transformation. In nature, faunal populations vary as multiples or fractions of a mean. To be readily detectable, impact variations must be of similar nature and magnitude. Second, if pooled species groups are used in analyses, rather than individual species, data will be statistically well behaved, the power of analyses will be increased, and local taxonomic differences can be ignored. Third, much of the current emphasis upon diversity indices and cluster analyses is probably less informative than thought due to artifacts arising from the ubiquitous relative abundance patterns.

The two sources of natural variation most readily determined by the designs employed, cross shelf and temporal, provide little explanation for the high level of variation in the data. The greatest variance, in abundance within a study region along with the greatest cross shelf and temporal variation was found in south Texas. Temporal variation was not pronounced elsewhere in the Gulf, and cross shelf variation was regionally specific.

A major unresolved issue concerns taxonomic uncertainty between studies. The northern Gulf fauna appeared to have either a high level of regional endemism or serious cross-study inconsistency in species identification. Only 72 species of macrofauna were listed in common to all four studies. Of this 72, only 10 were common in the sense of being found in 20% of samples. There are two major consequences of this high endemism or taxonomic inconsistency. First, for the great majority of species, a Gulf-wide synthesis can not be produced. Second, it may prove impractical to identify a common Gulf-wide species suite for monitoring and molecular indicator studies.

The results of this reexamination indicate a need to confirm the Gulf-wide species inventory, undertake research into the utility of diversity, and undertake research into analyses above the species level. Recommendations emphasize that use of past data should be mandatory in future planning and that improved archiving is needed to allow for such utilization.

TABLE OF CONTENTS

	Page
List of Figures	ix
List of Tables	ix
Abbreviations and Acronyms.....	xi
Acknowledgments	xiii
1. Introduction	1
1.0. Purpose	1
1.1. Scope	2
1.2. Definitions and Conventions.....	2
2. Description of Four Studies Reexamined	4
2.0. Initial Comments	4
2.1. South Texas Baseline Study.....	4
2.2. Central Gulf Platform Study	6
2.3. Mississippi-Alabama-Florida Study	6
2.4. Southwest Florida Study	7
3. Methods: Data Manipulation and Analysis.....	9
3.0. Overcoming Technical Limitations of Large Data Sets.....	9
3.1. Structuring an Analytical Environment	9
3.1.0. Conversion Routines	10
3.1.1. Data Exploration Routines	11
3.1.2. NODC Archive Processing	11
3.2. Data Processing.....	12
3.2.0. Processing of STBS Records	12
3.2.1. Processing of CGP Records	12
3.2.2. Processing of SWFL Records	13
3.2.3. Processing of MAFLA Records	13
4. Results of Reexaminations.....	14
4.0. Comments on the Analyses Presented	14
4.1. Basic Regional Sample and Species Patterns	14
4.1.0. Terms and Concepts.....	14
4.1.1. Sample Patterns: The Regional Distribution, Means and Variances of Abundance	15
4.1.2. Sample Patterns: The Regional Distribution, Means and Variances of Species Richness.....	17
4.1.3. Taxa Patterns:Counts and Abundances	20
4.2. Basic Geographic Patterns	22
4.2.0. Terms and Concepts	22
4.2.1. Patterns Found.....	22
4.3. Temporal Changes	27
4.3.0. Terms and Concepts.....	27
4.3.1. Temporal Patterns	27
4.4. The Fauna.....	27
4.4.0. Terms and Concepts.....	27
4.4.1. Faunal Composition	28
4.4.2. Faunal Similarity	28

5. Discussion	30
5.0. General Comments	30
5.1. Gulf-wide Faunal Abundance	30
5.2. Gulf-wide Diversity and Species Richness	30
5.3. Gulf-wide Faunal Patterns	31
6. Conclusions and Recommendations	33
7. Literature Cited	34
Appendices - Note on Use	37
Appendix 1.1. South Texas Baseline Study, Macrofauna.....	39
Appendix 1.2. Central Gulf Platform Study, Macrofauna	63
Appendix 1.3. Mississippi-Alabama-Florida Study, Macrofauna	79
Appendix 1.4. Southwest Florida Study, Macrofauna	129
Appendix 2. Gulf-Wide Species, Macrofauna	161
Appendix 3.1. South Texas Baseline Study, Megafauna	165
Appendix 3.2. Central Gulf Platform Study, Megafauna	169
Appendix 3.3. Mississippi-Alabama-Florida Study, Megafauna.....	173
Appendix 3.4. Southwest Florida Study, Megafauna	189

LIST OF FIGURES

<u>Figure</u>	<u>Description</u>	<u>Page</u>
2.0.	Location of study areas	5
4.1.1.	The distribution of total fauna abundance plotted as sample rank on the abscissa axis and the Ln (Sample Abundance) on the ordinate.....	16
4.1.2.	The distribution of total taxa abundance plotted as taxa rank on the abscissa axis and the Ln (Species Abundance) on the ordinate	18
4.1.3.	The relationship between number of taxa and specimens collected for all samples is shown with the Ln (Fauna Count) per sample on the abscissa axis and Ln (Taxa) for each sample on the ordinate.	21
4.2.1.	Cross shelf and with-time variation in abundance in STBS samples.	23
4.2.2.	Cross shelf and with-time variation in abundance in CGP samples.	24
4.2.3.	Cross shelf and with-time variation in abundance in MAFLA samples.	25
4.2.4.	Cross shelf and with-time variation in abundance in SWFL samples.	26

LIST OF TABLES

<u>Table</u>	<u>Description</u>	<u>Page</u>
4.1.1.	Regional fauna abundance	19
4.1.2.	Means and standard deviations of taxa in samples	19

ABBREVIATIONS AND ACRONYMS

The following abbreviations and acronyms may be used throughout this regional study:

BLM	Bureau of Land Management
CGP	Central Gulf Platform
CEI	Coastal Ecology Institute
CSA	Continental Shelf Associates
DEC	Digital Equipment Corporation
FORTTRAN	Formula Translation
Lat.	Latitude
Ln	Natural Logarithm
Log	Logarithm
Long.	Longitude
LSU	Louisiana State University
MMS	Minerals Management Service
MAFLA	Mississippi-Alabama-Florida
m	meters
NODC	National Oceanographic Data Center
OCS	Outer Continental Shelf
PV-WAVE	Precision Visuals Workstation Analysis and Visualization Environment
STBS	South Texas Baseline Study
SUSIO	State University System Institute of Oceanography
SWFL	Southwest Florida

ACKNOWLEDGMENTS

The origin of this project can be traced to the efforts of Dr. Don Boesch, formerly director of LUMCON, to improve the study of offshore oil and gas impacts. Creation of the University Initiative by MMS afforded the funding opportunity. Identification of relevant MMS and BLM studies was greatly facilitated by discussions with Dr. Richard Defenbaugh of MMS. The staff of NODC assisted in obtaining data tapes from NODC. Dr. LeeAnn Hayeck of the Smithsonian Institution provided advice on analyses. Ms. Elaine Evers provided invaluable assistance in database structuring, analysis and report preparation. Dr. Paul Sammarco of LUMCON provided useful references.

Production of the report was aided by Terry Buckley and Barbara Kirksey of the Coastal Ecology Institute. The many helpful comments from MMS New Orleans transmitted through MMS COTR Dr. Bob Rogers greatly reduced the confusion of the text. The LUMCON Office of Special Programs staff provided both editorial advice and frequent encouragement.

1. INTRODUCTION

1.0. Purpose

It is the purpose of this study to improve the design and analysis of quantitative benthic surveys. The planning and execution of at-sea benthic studies to detect possible ecological impacts of offshore oil and gas activities is such a difficult undertaking that many of the attempted studies have failed to produce unequivocal results (Carney 1987). These failures can be attributed to such serious design errors as:

- (1) failure to have a prior definition of the impact being sought;
- (2) failure to adopt a valid sampling and analysis design, and
- (3) failure to employ appropriate analyses of data.

It is understandable that the pioneering efforts of twenty years ago were flawed. Even the best ecologists of that era had little prior experience from which to anticipate the nature of impacts on the benthos of the continental shelf. The dynamics of Outer Continental Shelf (OCS) benthic populations were largely unstudied, and the popular computer analyses which emphasized description rather than hypothesis testing were easily overwhelmed by large data sets.

Since the value of petroleum resources on the Gulf of Mexico's OCS has made it one of the most fully studied coastal oceans, this region is ideal for the development of optimal design studies and monitoring programs. This present study is intended to facilitate development of such optimal programs by presenting a simple synthesis of results from prior quantitative benthic sampling. The present study is quite different from previous synthesis studies of the Louisiana and Texas coast (Phillips and James 1988) and for the Florida coast (Continental Shelf Associates Inc. 1989). Those works provided informative excerpts from relevant studies, but did not provide statistical summaries and discussions useful to planners of future studies.

This synthesis is intended to meet only the simplest, but most fundamental, information needs (see discussions in Green 1979 and Carney 1987). When designing the faunal components of an impact or monitoring study in the Gulf of Mexico OCS, there are four fundamental information needs. First, what is the evidence of impact that is being tested for? Second, what are the actual organisms which will comprise the sample and how might they exhibit the selected type of impact? Third, what is the natural variation of the selected parameters? Fourth, what is the cause of this natural variation? The first and second information items are inseparably linked. Only by knowing what organisms are present, can a decision can be made as to what actually comprises an undesirable impact. Knowing what species can be sampled, appropriate measures of impact and necessary methodologies can be adopted. If the levels of natural variation are known, the power of detection and necessary replication can be determined. And, of paramount final importance, only by knowing what causes variation, can optimal designs be adopted and confounding factors avoided.

As a reexamination, this study is limited in how completely the four major information needs can be met. Easiest to provide is a description of the taxa reported (see appendices). The variance previously found is also easily computed and presented. Identification of causes of variation require specific sampling designs which were not undertaken. Therefore, only gross temporal and spatial variation can be discussed. Finally, a definition of impact can not be well developed. Rather, it can be shown how individual species and groups of species behave in a statistical sense, and a direction towards a useful definition of impact suggested.

1.1. Scope

The study has been dual in scope. First, the study has developed simple syntheses from previous OCS studies. Second, the study has explored and developed ways of arriving at informative syntheses from archived multiple large data sets. As noted in section 1.0 above, OCS faunal studies have often been overwhelmed by very large data sets. Avoidance of this same fate gave rise to the secondary purpose, the utilization of multiple large, archived, benthic data sets. This study is the first to undertake the task of actual benthic data synthesis, beginning with National Oceanographic Data Center (NODC) archives for Gulf of Mexico OCS studies and ending with comparisons among studies. The procedures used in archive retrieval, data management, and analyses are also reported here to serve as a guide for similar efforts in the future.

With respect to the data sets included, the project scope has undergone some evolution. The work was originally to have been limited to studies off Louisiana and Texas. In the end, it was expanded to include the South Texas Baseline Study (STBS), the Central Gulf Platform Study (CGP), the Mississippi-Alabama-Florida Study (MAFLA) and the Southwest Florida Study (SWFL). Three of these --STBS, MAFLA and SWFL were true baseline surveys. The fourth, CGP, was a regional impact study that was included to help fill the data gap off the Louisiana coast. Efforts were made to include the Northern Gulf of Mexico Continental Slope Study. Unfortunately, the National Oceanographic Data Center files for that program proved to be too incomplete for analysis at this time. Problems associated with the use of NODC archives are discussed in section 3.1.2.

With respect to data management, the originally envisioned and proposed tasks centered around generating station summaries and mapping the results. However, as work progressed, several problems with this naive approach became obvious. First, only two studies, STBS and SWFL, had station arrays that supported good mapping. Second, station summaries masked far too much variation. Therefore, data needed to be examined and manipulated at the level of several thousand species and a fewer thousands of samples. In order to accomplish this task, data handling routines were written in FORTRAN and data analysis and visualization routines written for Precision Visuals Workstation Analysis and Visualization Environment (PV-WAVE).

1.2. Definitions and Conventions

While an effort has been made to avoid jargon, this study has been forced to employ the vocabularies of both benthic ecology and computer analysis and visualization. To avoid confusion, certain terms and conventions have been adopted throughout the text. These are listed below.

Abundance - The total count of organisms reported for a given sample. Unless stated, it is counts per sample, not per unit area.

Beta - The flexibility parameter chosen by the user of the flexible clustering strategy (Lance and Williams 1967) to subjectively improve the results of cluster analysis. Beta is normally given a value between 0.0 and -1.0, with -0.25 being common in benthic studies. There are no objective criteria by which to pick the beta value.

Cluster Analysis - The sequential grouping of taxa or samples into progressively smaller numbers of clusters using a matrix of similarities and reiterative application of clustering rules. Numerous options for measures of similarity and clustering algorithms exist.

Diversity - A popular, but ill-defined term which attempts to convey some information about the complexity of the taxonomic and proportional abundance structure of the sampled fauna. The simplest measure of diversity is the number of taxa present. More complex measures involve the summing over all taxa of different functions of the proportional abundance.

Ln - Natural logarithms, \log_e are used in all computations except for H' diversity, which uses a \log_{10} .

Occurrence - The number or frequency of samples containing a particular taxa. For example, a taxa found in 5 out of 100 cores has an occurrence of 5 or 5%.

Ordination - A family of methods which reduce the complexity of data sets by the extraction of latent roots (eigenvectors and eigenvalues) of similarity, variance-covariance, and correlation matrices. More complex analyses involve reiterative rescaling.

NODC Code - The National Oceanographic Data Center (NODC) assigns a 2 to 12 digit code to all taxa reported. This code is hierarchical, with each 2 digits coding phylum, order, class, etc. Synonymy in an existing data set can be controlled by altering the code, see NODC (1984).

Pooling - Pooling refers to the unweighted summing of data across categories. For example, the counts for all species in a sample are pooled to produce the total sample abundance. Similarly, all the counts for a particular species can be pooled to produce the total abundance of that species.

Rank - Ranking of data means putting in order by magnitude. Data plotted against its rank is one way of looking at frequency distributions without use of a histogram. It is common in ecology to give the most abundant of n taxa the 0th rank and the least abundant the nth rank.

Taxa - The most detailed taxonomic level at which faunal data are reported. For most organisms in this study, taxa is synonymous with species.

Visualization - Generation of traditional graphs or complex images for eyeball examination of very large data sets by employing graphic workstation's high resolution and color capabilities.

Workstation - A small computer with special high resolution and color graphics capability, usually configured as part of a larger system which provides the essential operating environment.

2. DESCRIPTION OF FOUR STUDIES REEXAMINED

2.0. Initial Comments

The following subsections provide a brief description, the major references, and the utility of the NODC tape archives for each of the studies included in this reexamination. Three are BLM/MMS supported, extensive baseline surveys in the Gulf of Mexico. The 1975-1978 South Texas Baseline study (STBS), also called South Texas Outer Continental Shelf Study (STOCS), the 1975-1978 Mississippi-Alabama-Florida Study (MAFLA), and the 1982-1986 Southwest Florida Study (SWFL). These three studies leave a major geographic gap only along the Louisiana and adjacent Texas coast. The Central Gulf Platform study (CGP) was not primarily a baseline survey. It was a study trying to detect impact upon benthic fauna in the vicinity of oil platforms on the Louisiana continental shelf. Although different in design from the other three surveys, it was included in this review to partially fill the geographic gap (figure 2.0).

There are two common problems associated with reviews and reexaminations which arise due to the limitations of available archives. The first concerns difficulty locating pertinent details. Few projects produce reports in the open literature, and the final reports are often lacking critical bits of information hidden in previous reports. Since there are no guides to the contents of proposals, technical revisions, quarterly reports, annual reports and final reports, details omitted in the final report are effectively lost. Second, the data archives maintained by NODC are only derived from the data sets of the individual projects, they do not directly reflect the archive structure reported in final documents. Therefore, it is often difficult to relate the NODC archive to the sampling and analysis presented in a final report.

2.1. South Texas Baseline Study

In many respects this stands as the best survey in the Gulf of Mexico. The study area is bounded by 96° west longitude to the east, the Texas coast to the west, the Mexican border at 26° north latitude to the south and Pass Cavallo at approximately 28° 15' north latitude to the north. The program was supported by the Bureau of Land Management contract AA551-CT8-51 as a multi-institution, multi-investigator effort.

In 1975, four transects were established with three cross shelf stations in each for a total of 12 stations. In the following two years additional stations were added to the transects to increase the station number to 25. In addition to the transect stations, four stations were occupied near carbonate banks in 1976, and then reduced to two stations in 1977. Three seasons were sampled in each year: winter, spring and fall. Transect II was sampled monthly during 1977 with 12 replicates being taken. A Smith-McIntyre grab with a surface bite of 0.1m² was used. Four replicates were taken at each station during the first year. This was increased to 6 in the two following years. Macrofaunal samples were sieved through a 500 micrometer screen. Meiofauna samples were obtained from the grabs and megafauna from trawls. This last group is reported in the taxonomic tables of appendix 3, but not otherwise considered in this study.

Cluster analysis and ordination were the primary analytical tools. For benthic data the Canberra metric was used as a similarity measure and flexible sorting clustering with a Beta value of -.25 used. The Beta parameter controls the compactness of the clusters created by the analysis. The major pattern found was that fauna changed across the shelf, and that there was some, but much less, north-south change.

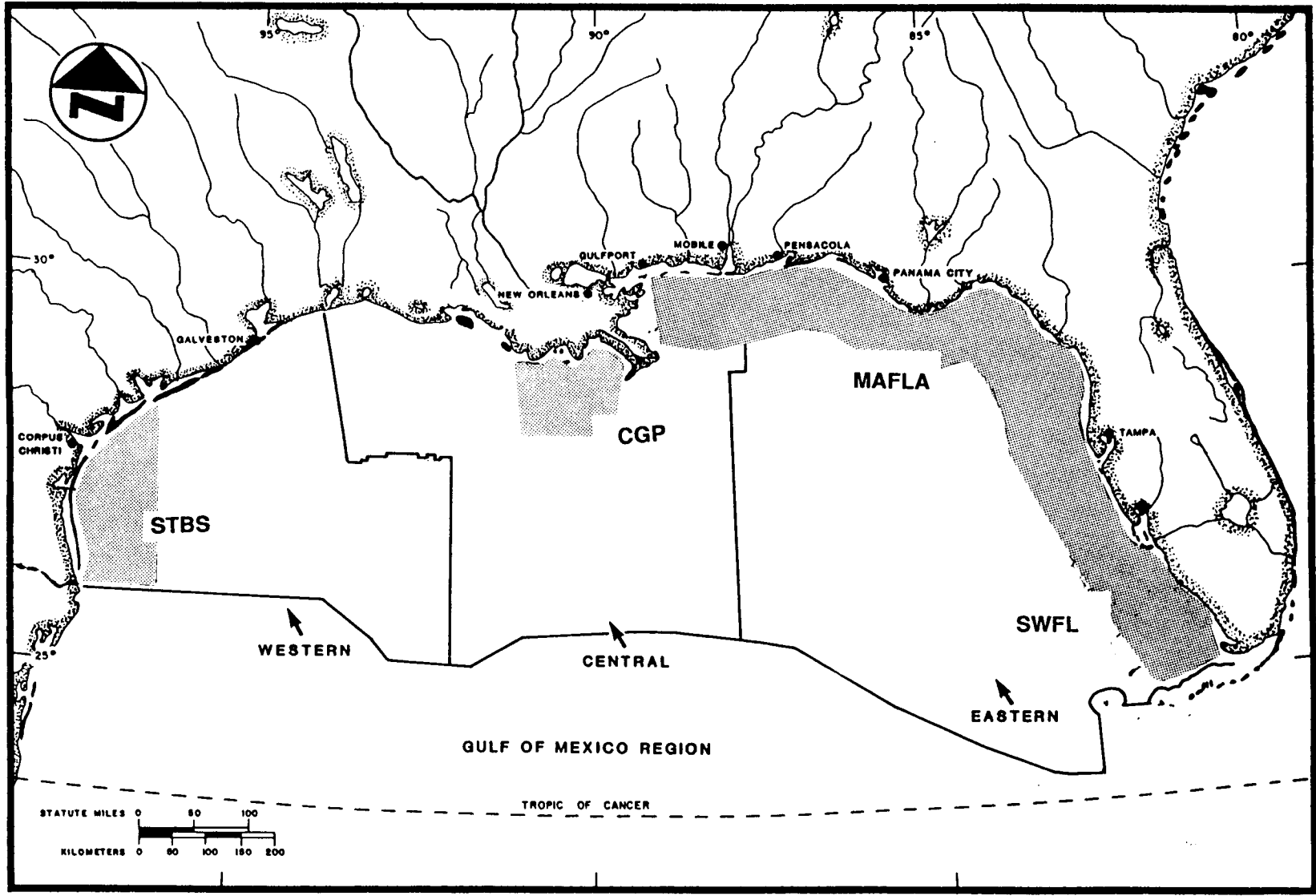


Figure 2.0 Location of study areas

The NODC data files for the STBS study are in very good condition, making it easy to manipulate the data. The only confusion was associated with identification of ancillary platform and short interval sampling projects within the database. Data were reported at the level of replicates.

The STBS program produced a summary book in the open literature, *Environmental Studies of a Marine Ecosystem: South Texas Outer Continental Shelf*, by Flint and Rabalais (1981). This book does an excellent job of presenting the major findings of the study. Its only serious limitation is that it omits certain details of design and sampling which then have to be searched out in the various progress and interim reports. The single most informative report was Flint and Rabalais (1980).

2.2. Central Gulf Platform Study

The Central Gulf Platform study was a short-term (1978-79) program looking at possible impact in the vicinity of a number of offshore platforms. It was supported by BLM contract number AA551-CT8-17 with the Southwest Research Institute. It was conducted as a multi-institution and multi-investigator project. It was included in the present examination since it fills a data gap along the Louisiana coast. The design of the Central Gulf Platform Study has been reviewed by Carney (1987). Smith MacIntyre (0.1 m²) grabs were collected 500 m and 2,000 m in a North, East, South and West direction from four oil platforms. Three control sites were selected for comparison. In addition, 21 "secondary sites" were sampled to extend geographic coverage. Ten replicate grabs were taken at each station. Meiofauna was subsampled from the first four and the last six were totally devoted to larger infauna.

The allocation of replicates to various tasks and the handling of the resulting data combine to be quite confusing. Apparently, about five replicates were pooled to produce a macrofaunal sample. However, in some instances, fewer than five were used and the data somehow converted to an equivalent level. The statistical analyses have been reviewed by Carney (1987). They consisted mostly of numerous cluster analysis and very large correlation matrices. Regional faunal shifts were detected, but platform associated impacts, if present, were lost in confounding factors.

The major problem in working with the CGP archives lay in an ambiguous coding of the replicate cores for macrofauna and meiofauna projects. Of a reported 840 macrofauna samples only 776 could be distinguished from meiofauna samples on the basis of nematode and harpacticoid data. In addition, the uncertain pooling scheme of replicates makes relating the data files to the reports difficult. The NODC archives are, otherwise, in good order and could be easily manipulated. A report edited by Bedinger (1981) is the primary reference to this study.

2.3. Mississippi-Alabama-Florida Study

The MAFLA study consisted of programs addressing information needs in the same marine environment across the continental shelf off Mississippi, Alabama, and Florida. The initial program in 1975 and 1976 was conducted by State University System Institute of Oceanography (SUSIO) under Bureau of Land Management (BLM) contract number 08550-CT5-30. The second program ran in 1977 through 1978 by Dames and Moore Corporation. The study area consisted of Federal OCS lands bounded by the 3-mile limit on the landward side, and the following positions seaward: west of 81° 30' W. Long., north of 25° 30' N. Lat. and east of 89° 00' W. Long. Water depth ranged from 10 to 200 m. Across the region sampled, there is a progressive decrease in the influence of the Mississippi River with fine sediment bottoms being

replaced by sands, live bottoms and reefs towards the southern limit of the study off the west Florida coast.

The utility of the MAFLA study is greatly complicated by changing design. During the SUSIO phase, study components seemed to have been operating in isolation with sampling scattered irregularly over the MAFLA region. During the better coordinated Dames and Moore phase, sampling tended to be restricted to eight cross shelf transects with additional stations scattered between the transects. In the Dames and Moore phase, replication was extensive with as many as nine replicate box cores at each station. The primary benthic sampling gear was a 0.065m² box corer. A Smith MacIntyre grab (size unspecified) was used when the corer failed to take an adequate sample.

The final report of the MAFLA project (Dames and Moore 1979) presents a very lucid and detailed account of data analysis. Two objectives were specified: first, to reduce complex data matrices to descriptive parameters that could provide a quantitative description of the baseline and relationships, and second, to test the significance of apparent relationships. These objectives were obtained by using cluster analysis to reduce complexity followed by stepwise multiple regression of some cluster membership value against such independent values as depth, sediment type, etc.

The MAFLA data file is the most troublesome of the sets reviewed since it is drawn from two separate studies which employed substantially different designs and different levels of coordination. The final results presented in the final Dames and Moore report and the final data set made varying use of the older data sets. This mixture of good with questionable faunal data casts doubts on any conclusions drawn from the MAFLA data. Typical of the poor quality of the data archive is the fact that approximately 10% of the 90,614 data records, lines in the tape archives, were conspicuously in error. The most common error was omission of the faunal count.

2.4. Southwest Florida Study

Unlike other portions of the Gulf of Mexico where the environment has simple cross shelf gradients, the Southwest Florida region is a complex matrix of live bottoms, sand, and soft sediments. The Southwest Florida Study was a 6-year, MMS-sponsored program conducted by Environmental Science and Engineering, Inc., LGL Ecological Research Associates, Inc. and Continental Shelf Associates, Inc. under contract number 14-12-0001-30276. The program had as its objectives: (1) determination of location and distribution of various benthic habitats and communities; (2) determination of seasonal structure and density of selected live bottom (i.e., densely settled hard substrate) and soft substrate communities; (3) comparison of aspects of hard and soft communities; (4) determination and comparison of hydrography and bottom conditions; (5) determination of and compare sedimentary environments; (6) relation of biological and non biological parameters, and (7) determination of factors controlling various biological aspects of the live bottom communities.

The study area was bounded in the north by a transect across the shelf along the 27° N. lat., to the south by Dry Tortugas island, to the west by the 200 m isobath. The samples closest to shore were mostly restricted to bottoms deeper than 20 m beyond the estuarine influence of coastal waters.

The final report documents present no particular rationale for the design of the study. Over a five-year period starting in 1980, five cross shelf transects were sampled in various ways for various purposes. The actual tasks of each cruise or each year's activity changed considerably. As a result, while there was good spatial coverage, a good time base was not

established by the study. Since seasonal sampling was not replicated, statements as to seasonal patterns are not definitive.

Thirty infaunal stations were sampled. In the first two years a total of 19 infaunal stations were sampled with a 0.057m² box corer with 5 replicates at each station. In years 3 and 4 these initial stations were replaced with 11 new, shallower stations, which were diver sampled. Ten replicate 0.016m² hand cores were taken by divers at each station. Only 8 replicates were processed in the third year, while all 10 were examined in the fourth year. All samples were sieved through a 500 micrometer screen. The present reexamination is restricted to the 19 box core stations.

The analyses undertaken are not well explained in the final report (Environmental Science and Engineering, Inc. et al. 1987). Variation of replicates is not mentioned. Results are typically presented as means, usually without an error bar or other indication of variation. Presentation of faunal counts versus depth or other environmental variables apparently involved some pooling scheme, but results are not given.

Geographic patterns were sought using a Bray Curtis similarity measure and a flexible sorting algorithm with a Beta of -0.25. These analyses revealed an expected change in fauna across the shelf. In an effort to explain the pattern of zonation, a discriminate function was calculated showing depth and silt content to be related to the pattern of faunal zonation. Since both depth and silt content change cross shelf, this is an expected result which tells little about any causal relationships between the environment and the biota.

The NODC archives are in good shape. However, the lack of detail on the scheme of pooling replicates makes it difficult to relate the reports with the archive. The archive contained data for 297 pooled samples. There are no open literature publications presenting summaries of the work.

3. METHODS: DATA MANIPULATION AND ANALYSIS

3.0. Overcoming Technical Limitations of Large Data Sets

This project was an exercise in how to "look at" very large benthic fauna data sets in their full complexity, draw conclusions about the patterns in the data, and then produce statistical summaries which illustrate the same conclusions. No novel analyses were attempted, and the analyses undertaken were less complicated than those of the original studies. The real technical contribution of this study is that multiple large benthic data sets were examined in the modern graphic workstation environment. A Micro VAX 3500 Workstation was the platform available. The primary software used was a visualization package explained in detail below. A considerable amount of the work of this project consisted of starting with NODC data files, which reflect fixed length punched card archiving of two decades ago, and moving this information into a more contemporary environment. This effort was successful. The following sections provide a sketch of the methods used.

3.1. Structuring an Analytical Environment

Employing computer visualization techniques, the full data of each of the four studies were converted into an image that could be examined interactively on a computer monitor. Visualization is a general category of computer processes which take data sets, normally very large data sets, and produce some type of graphic product. A user then examines this product visually, making use of our human abilities of pattern recognition. Visualization techniques can include traditional simple data plotting and more complex plotting of three dimensional coordinates.

The solution to visualizing the entirety of a benthic data set, all species and all samples, lies in the creation of an image which represents that data. Conceptually, this is very simple. The data set is a rectangular array or matrix. Each row is a sample, and each column is a species. Each cell in the array is the number of specimens for a particular species (column) counted in a particular sample (row). To visualize this a computer program is written to draw a rectangle of points, or pixels, on the computer screen, and control the brightness or color of each point in accordance to the content of each array cell.

A VAX Station 3500 running the graphic interface DEC Windows was used in this study. This system can display a rectangle 1,000 pixels across and 800 pixels down. This translates to an array of 1,000 species by 800 samples. The largest data arrays of this review could be displayed in segments. Since the VAX Station 3500 system is an 8 bit color system, it is necessary to scale the data in each cell of the data array to fall between 0 and 255. Typically, the highest data value is set equal to 255 (the brightest gray) and the lowest values set equal to 0, (lights off). All values in between are scaled accordingly.

Simple observation of the species by sample array in image form preceded all analysis to quickly reveal errors and identify general trends to be further investigated by specific analyses. The most important aspect of the use of visualization is that trends are first assessed from an examination of the entire data set and then treated as a statistical summaries. This contrasts markedly from the traditional mode of reducing the complexity of data with statistical summaries prior to looking for trends. A column with many points lighted is a widely occurring species. A column with mostly dark points is a rare species. A row with many points lighted is a sample with high species richness, and a row with few points lighted is a species poor sample. A row with a great variety of light intensities has low species equability; while a column with a great variety of intensities represents a species with high variance. Faunal variation in a time series or in space show up as bands in the image.

The task of displaying large data sets is handled by scientific visualization software. This study employed PV-WAVE, a development environment within which custom applications are written and run. The following synopsis describes the functions of routines written to examine benthic data. These functions can be divided into two general categories: conversion routines that take NODC data and generate the arrays and array maps needed in visualization, and exploration routines which allow for easy examination of data for meaningful patterns.

3.1.0. Conversion Routines

The NODC archives are intended as multi-use files, and they require modification to be of easy use in faunal analysis which is based upon a species by sample array. The NODC faunal archives employ a hierarchical system in which header cards carry information that is applicable to all the records that fall between one header and another. For example, a sample header is intended to contain standard information about position, date, and equipment type. In addition, there is space on the sample header for each user to include non-standard information on replication and placement within the overall design. Each sample header is followed by faunal cards which give a taxonomic code and the actual data. These faunal cards do not repeat the information on the sample header. It was necessary to develop procedures that would take a NODC file, produce a non-hierarchical file in which each record contained three elements, a taxa code, a sample code, and a count. Once a three element file was available, creation of taxa-sample arrays required only that the taxa codes and sample codes be assigned a unique row and column index.

1. Conversion of NODC format to three element records. These routines were written in FORTRAN to run independently of PV-Wave on a Micro VAX 3600. A NODC format file was read, and the sample information was output on each record giving a species code, a count, and sample information. The three element record had a NODC code, the count, and the full latitude, longitude, date and time of the sample.
2. Creation of Unique Species Codes for Column Index of Data Array. The NODC employs a standard 10- or 12-digit NODC taxa code which must be converted to a column index. A PV-WAVE function, was written to read the entire lists of species codes in a file (approaching 100,000 records in some cases), and then assign each individual species code an integer value starting at 0 and going to the maximum number of unique taxa codes present. This routine also managed mapping of the NODC codes to and from the column index such that these could be used interchangeably.
3. Creation of Unique Sample Codes for Row Index of Data Array. Sample coding in NODC files is a mixture of standard and user designed information, making it far more complex than species codes. Since there was no common means of encoding sample information, it was necessary to focus solely upon the standard elements, latitude, longitude, date, and time. A PV-WAVE function was written to read the entire list of sample codes (LAT, LONG, DATE, and TIME). Each unique sample code was assigned an integer from 0 to the maximum unique sample code. This routine also managed mapping of the NODC codes to and from the row index such that these could be used interchangeably.
4. Creation of the Full Data Array and Image. Following establishment of a mapping from species code to i th col. and from station code to j th row, a PV-WAVE routine was written to read the full data set, determine the correct i and j index, and store the count on each record stored as an integer in the appropriate i,j cell of the array. Existing image display routines then converted this into a image.

To illustrate the simplicity of PV-WAVE in practice, the following six commands would create and display a data image:

OPENR,1, 'MAFLA.DAT'	Open data file
READF,1, DATA	Read into an array called DATA
SPP=UNISPP(DATA)	Set up species code to i mapping
SMP=UNISMP(DATA)	Set up sample code to j mapping
ARRAY=ARRAY_IN(DATA, SPP, SMP)	Set up Array by i and j
TV, ARRAY	Scale to 256 levels and display

3.1.1. Data Exploration Routines

Once data have been converted to an image, analysis consists of the interactive examination, and restructuring of the array to reveal additional patterns, and production of statistical summaries suitable for reporting of conclusions. Simple statistical routines, such as calculating species or sample means and standard deviations, exist within the PV-WAVE library. Reordering procedures had to be developed.

1. Pooling by Station - A PV-WAVE procedure was created which averaged faunal counts over all samples which had the same position within a radius specified by the user. Setting the radius to 1.0 nautical mile usually grouped samples into the stations intended by study designs since only the CGP study had stations closer together than 1.0 nautical mile. A reduced array was created and displayed.
2. Pooling by Date - A PV-WAVE procedure was created which averaged faunal counts over all samples which had the same date. A reduced array was created and displayed.
3. Array Ordering by Station Attribute - A PV-WAVE procedure was written which allowed the rows of the array to be ordered according to any station attribute such as position, distance from shore, depth, etc. The reordered array was displayed for examination.
4. Array Ordering by Taxon Attribute - A PV-WAVE procedure was written which allowed the columns of the array to be ordered according to any taxa attribute such as taxonomic identity, total occurrences, dominance, etc. The reordered array was displayed for examination.
5. Information Diversity - A PV-WAVE function was written to take a sample row and calculate Shannon-Weiner H', the common information statistic (Pielou, 1975).

3.1.2. NODC Archive Processing

Processing of the four study archives was carried out in as similar a manner as possible given the differences in the studies. The NODC format files were first converted to a three element format which contained a species code, a sample code, and a count in each record. These files were then checked for gross errors such as missing codes and missing data. Erroneous records were omitted from further consideration. Once checked, a list of unique species codes and unique sample codes were generated for the data set. These were again checked for obvious errors. The species code list was compared to the NODC master list. The position of the samples was plotted and the dates examined to find any obvious miscoding. When miscodings were found, they were corrected when the type of errors were obvious (i.e., a

year mis-entered), or omitted when a correction could not be determined. The corrected species and sample lists provided the *i*th col. and *j*th row index for the data array. Errors associated with sample information were easily found, however, errors in species counts other than zeros and blanks could not be detected.

Once the data array was created, row and column sums were examined for additional errors and inclusion of inappropriate data. For the purposes of this study, inappropriate data was commonly the result of mixing of meiofaunal samples with macrofaunal. Fortunately, meiofaunal samples could be recognized and excluded by the abundance of nematodes and harpacticoids, and the use of lower taxonomic resolution. When the macrofaunal array, the species list and the sample list were in final form, analyses began.

It is generally believed by benthic ecologists that NODC data archives are very difficult to obtain and use, and certain aspects of this belief were confirmed in the course of this study. The initial effort to identify the needed archives resulted in the receipt of a data tape which included only portions of the requested studies plus extensive archives of arctic benthic fauna concatenated into one very large file. Simply sorting such a large file with its various header records was a major undertaking. However, the staff at the NODC was always helpful, and further communication produced the desired data in separate files for all but the Northern Gulf of Mexico Continental Slope Study (NGMCS). The status of the NGMCS study was never fully resolved. The archived data appeared to be preliminary, and consisted of a single cruise using only provisional taxonomic codes. Conversations with B. Galloway of LGL Environmental Associates, Inc., the contractor for that project, and reference to the study reports show use of full data sets and correct NODC codes. The NODC was notified of the need to correct the archives.

3.2. Data Processing

3.2.0. Processing of STBS Records

The STBS files were well ordered and coded with sufficient detail to make identification of the various sub components relatively easy. Trawl and grab samples were first separated into distinct files. With each of these, the NODC header format was replaced by the three element (taxa-place-count) format throughout the study. Stations could be identified by lat.-long. positions; cruises and time series, by dates; and replication, by the time of the sample. Simple statistical summaries for the non quantitative trawl samples (B-type) were produced. Grab (C-type) sample records were viewed as Taxa x Sample Images to locate questionable records, to identify obvious duplication, and to include or exclude sub project samples. In this manner, a macrofaunal array for final analysis was produced. The STBS macrofaunal array contained 799 taxa and 1671 samples arrayed in 34 geographically distinct stations.

3.2.1. Processing of CGP Records

The CGP study is a small data set with only 736 taxa, 1372 samples, and 21 distinct locations. The data were processed the same as the STBS example above. Meiofauna data collected from separate grabs were mixed with megafauna. All samples with more than 10 nematodes were examined as possible meiofauna samples and then cross examined with respect to the number of macrofaunal polychaetes reported. In this manner the macrofaunal taxa list was reduced to 505 taxa in 776 samples.

3.2.2. Processing of SWFL Records

The SWFL study records were well coded and easily used to restructure the stations. They were processed in a manner similar to the STBS and CGP. The data set used for analysis contained 1081 taxa and 297 samples which represented 19 unique geographic positions. Only soft bottom macrofauna samples were included to allow of comparison with the other studies.

3.2.3. Processing of MAFLA Records

The MAFLA records were hard to process due to numerous irregularities that combined to make reconstitution of full samples difficult. Since the samples had been distributed to three or more investigators, the faunal results were archived separately. As a result, faunal data for a particular sample would be scattered through the archive. Even though station and replicate information was coded with the fauna, it was still hard to confidently extract a particular sample due to the large number of erroneous records. Common irregularities included records with a faunal code but with no data as to count; fully 10% of the records were of this type! Equally worrisome were records giving a count with no faunal code, and multiple records. Multiple records consisted of the same species in the same sample being reported more than once in the archive.

Determination of exact numbers of samples was problematic, as explained above. However, there appeared to be 2,610 unique replicates and 1,691 unique taxa. Of the 2,610 samples, 375 were dominated by nematodes (NODC code 47) and harpacticoid copepods (NODC code 6114). These samples were declared to be meiofaunal samples, and were omitted from further consideration. The resulting macrofauna sample list contained 2,235 entries. The scatter of sampling locations made designation of stations difficult. On the criteria that all samples taken within 1.0 nautical mile of one another fall in a station, 70 geographic stations were recognized.

4. RESULTS OF REEXAMINATIONS

4.0. Comments on the Analyses Presented

Since the mode of data examination was visualization, it is appropriate that results be presented graphically. Unfortunately, the range of visualization options available at an advanced workstation can not be reproduced on a printed page without considerable expense. Therefore, the results are limited to simple plots. These are full plots which include all data. As a consequence, the variability of data can be directly assessed from the scatter of points. In the PV-WAVE environment, these same plots had the added dimension of color coding and map overlays. While these extra features made it easy to identify the pattern of a single species or single sample, conclusions about general patterns were the same as drawn from the printed plots of this report.

4.1. Basic Regional Sample and Species Patterns

4.1.0. Terms and Concepts

There are two main ways of reducing benthic data arrays into more tractable statistics, species-wise or sample-wise. Most often in impact studies, sample-wise approaches are preferred. The simplest of all sample-wise summary statistics which can be used to analyze benthic samples is the sum of all specimens in a sample (abundance) and a count of all species present (species richness). While both abundance and species richness are crude in the sense that they ignore the actual species composition, an argument can be made that changes in these values should reflect environmental impact and natural stress. If a polluting activity was toxic to a broad range of species, it might be expected to depress overall faunal abundance, eliminate some species, and alter the relative abundance among species. Certainly, this scenario ignores the possibility of species replacement which might mask declines in other species. However, the very simplicity of abundance and species richness is a good reason to use them as an initial indicator of impact in tests that compare samples.

The simplest species-wise summary statistic is the sum of all counts for each separate species. Since these counts are all of the same category, it is also appropriate to calculate the mean and variance for each species. In addition to counts, another sense of how common or rare a species is can be determined from occurrence, a simple tally of in how many samples a species occurs.

Sample-wise or species-wise, faunal count data is routinely transformed prior to analysis by taking the natural log (ln) of the count. The addition of one, or any small number, avoids problems arising from the fact that the logarithm of zero is undefined.

$$c' = \ln(c + 1), \text{ where } c = \text{faunal count and } c' \text{ denotes} \\ \text{transformed counts}$$

It is critically important to realize that this and related transformations are used not just to meet certain statistical assumptions, but because the nature of variation in the data is of a particular type. The variation is geometric, a multiplication or division. The actual counts are envisioned as reflecting an underlying population average multiplied or divided by a random variable.

$$c_{ij} = \bar{c}_i \times A_{ij}, \text{ where } c_{ij} = \text{count for the } i\text{th species in the } j\text{th sample.}$$

$$\bar{c}_i = \text{population mean for the } i\text{th species}$$

$$A_{ij} = \text{a species and sample specific random variable.}$$

By using a log transformation, the geometric variation in the counts is converted to addition and easily estimated as variance and standard deviation.

$$c'_{ij} = \bar{c}'_i + \text{Ln}(A_{ij})$$

In reverting, or back transforming, the variation in the data is most informatively expressed as the anti log of standard deviation. The sample population of raw counts for a particular taxa may be summarized as the anti log(mean of transformed counts) multiplied and divided by anti log (standard deviation calculated for transformed counts).

4.1.1. Sample Patterns: The Regional Distribution, Means and Variances of Abundance

Abundance was computed by summing all taxa counts in each replicate sample of the STBS, CGP and MAFLA studies and the pooled samples of the SWFL study. So that these four sets totaling 5,458 sums could be graphically compared, they were ordered by rank, transformed by the natural log and plotted on the Y axis versus the percentile of the sample rank (figure 4.1.1). The sigmoidal shape of the log transformed data from all four studies suggests that abundance may be treated as log normally distributed for the purpose of statistical design.

The practical significance of these results is that abundance formed by pooling all or some of the species present is statistically well behaved and similar Gulf wide. It has a well defined mean and fairly symmetrical variation about that mean. If it can be established that certain species poolings are ecologically meaningful, then the basis exists for a common management strategy which is independent of zoogeographic taxonomic change and even some level of taxonomic error. However, developing such a proof is not a simple matter.

The observation that these sums are log normally distributed is a common finding in large faunal surveys (Taylor 1961; May 1975 and 1984). It is such a frequent situation that counts or sums are \log_e transformed, with the addition of 1 when a zero count is possible. However, the ubiquity of this distribution is really of profound consequence. It means that animal populations vary multiplicatively. The highest natural population levels are the population means multiplied by some factor, and the lowest levels are the mean divided by that same factor.

Since these are the best data available, some feeling for regional variation in abundance can be developed from them. Unfortunately, detailed comparison and formal testing of these abundance distributions is highly problematic due to the differences in the projects. The STBS and CGP projects both employed a 0.1m² Smith MacIntyre grab, but rigorous intercomparison is invalidated by the unexplained pooling of replicates in the CGP study. Similarly, the MAFLA and SWFL studies used somewhat comparable box cores, but the former reported replicates, and the latter pooled.

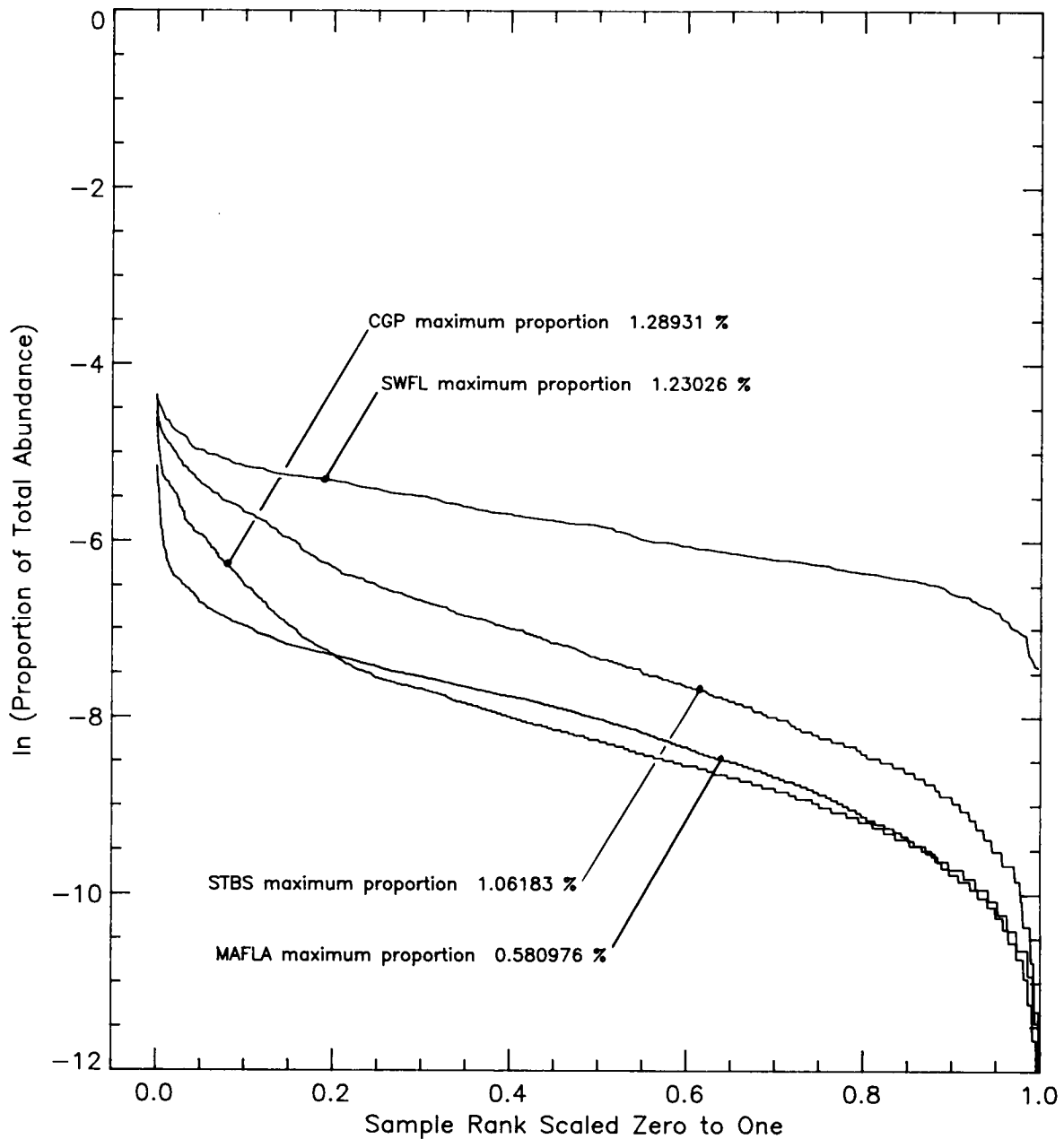


Figure. 4.1.1. The distribution of total fauna abundance plotted as sample rank on the abscissa axis and the Ln (Sample Abundance) on the ordinate. To partially compensate for differences in number of samples in a study, samples were ranked from 0.0 (most specimens) to 1.0 (least specimens). Use of Ln (Proportion Total Abundance) partially compensates for sampler size. The sigmoidal shape indicates a log-normal distribution. The distinctiveness of the SWFL curve may be an artifact of pooling replicates into a few (276) samples.

Regional means and variances of faunal abundance are summarized in table 4.1.1. The results have been back transformed, expressed as counts rather than log transformed counts. Since means and variances were calculated on log transformed data, the confidence intervals of back transformed results are asymmetrical about the means.

Keeping all the problems of invalid intercomparisons in mind, the key results seem to be that abundance in a sample can be expected to vary by a factor of 5 to 3. The lower multipliers are artifacts of pooling. When pooled and unpooled variances are compared, there is a hint that variance is greater in the western Gulf and lower in the Eastern. There is also a suggestion that faunal abundances are highest in the SWFL area, with progressively lower abundance westward.

The real enigma of these common log-normal distributions is the simple fact that a particular survey produces no specific information about what caused it. It is a distribution that can be created by more than one model of how diversity is established and maintained. Indeed, some of its characteristics may be more related to the behavior of large sets of categorical data than to any biological process. May (1975 and 1984) has pondered this at length. Other than to suggest a well behaved environmental parameter that might be monitored, the log-normal distribution of pooled species should serve as a warning. Obviously, certain patterns of diversity, clustering and other products of analysis must be due to the ubiquity of this distribution, and are really minimally informative.

4.1.2. Sample Patterns: Regional Distribution, Means and Variances of Species Richness

Species diversity is a reasonably simple concept until attempts are made to give it a practical application. The more detailed the attempt at application, the more confusing the results. The number of taxa in a sample is the simplest, and possibly the most informative measure of species diversity.

The taxa present in each sample were tallied for all four studies. As with the abundance data, these tallies were log transformed, ranked and plotted against the percentile of the rank (figure 4.1.2). All studies reflect a log-series distribution of taxa in samples. As with the comparisons of abundance, differences between studies invalidate rigorous tests. However, means and deviations are informative. These are presented in table 4.1.2. The values have been back-transformed from logarithmic form into the more familiar form of species number. Estimation of species richness for equal volume samples has not been included due to the complex assumptions underlying such calculations.

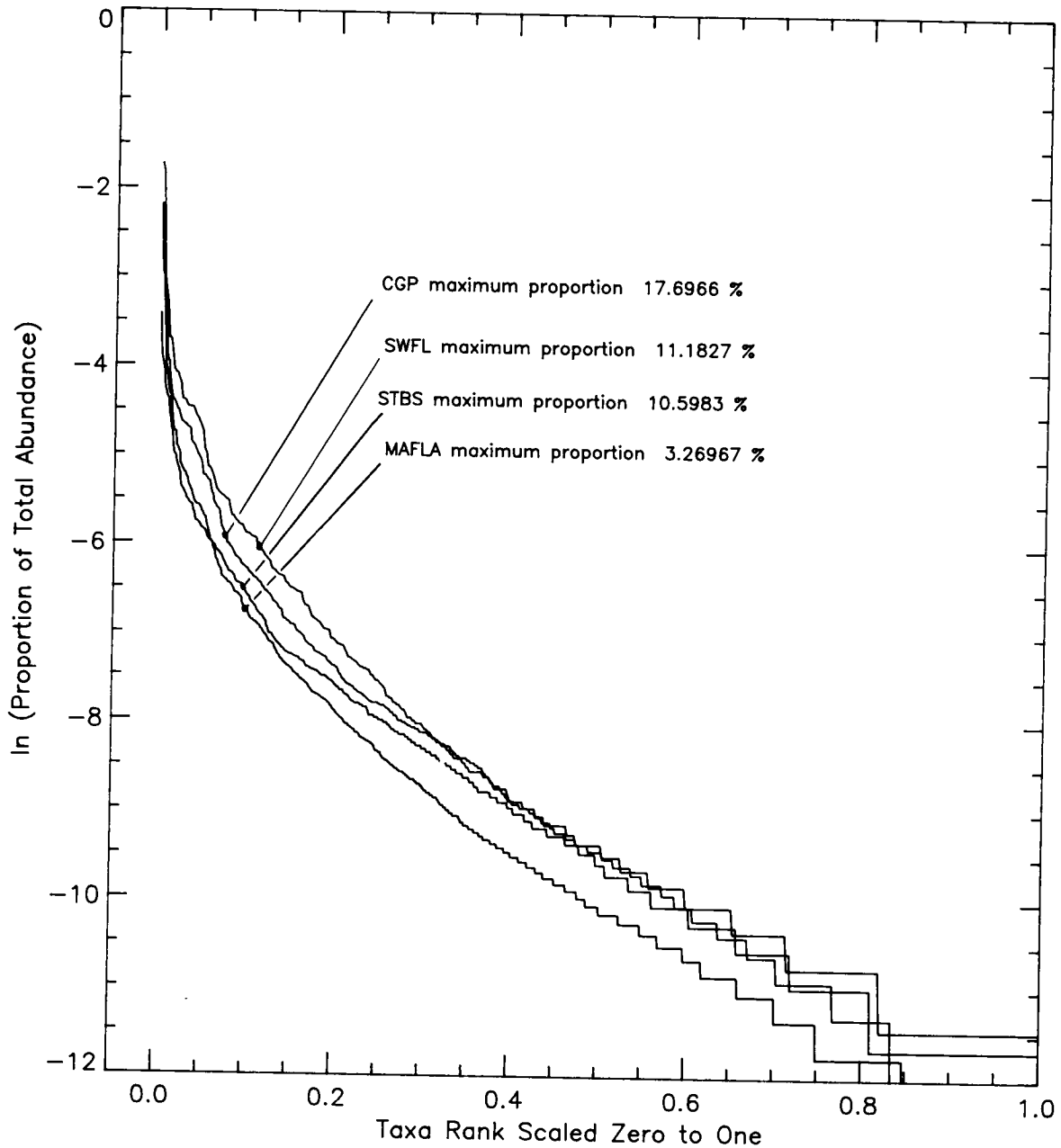


Figure 4.1.2. The distribution of total taxa abundance plotted as taxa rank on the abscissa axis and the Ln (Species Abundance) on the ordinate. To partially compensate for different numbers of taxa in a study, taxa were ranked from 0.0 (most abundant) to 1.0 (least abundant). Use of the Ln (Proportion Total Abundance) partially compensates for overall sample size. The curves, which may be considered log series, are extremely similar in spite of different values for the maximum taxa. The low maximum percent for the MAFLA study may be due to the wide geographic range of that project.

Table 4.1.1. Regional Faunal Abundance

Means and Standard Deviations of Overall Abundance Without Adjustments For Size Of Sampler. Means and Standard Deviations Have Been Calculated On Transformed Counts and Presented as Counts By Taking The Anti log.

Study & Area of Sampler	COUNTS		
	Anti log (Mean +1 Stdev)	Anti log (Mean)	Anti log (Mean - 1 Stdev)
STBS counts per 0.1 m ²	262.64	47.17	8.47
CGP counts per 0.1 m ²	214.14	60.72	17.22
MAFLA counts per 0.065 m ²	185.49	64.33	22.31
SWFL counts per 0.285 m ²	600.94	339.50	191.80

Mean Overall Abundance Adjusted to Equal Areas

			Anti log(Mean)*Area Factor
STBS	counts per	0.10 m ²	47.17
CGP	counts per	0.10 m ²	60.72
MAFLA	counts per	0.10 m ²	98.97
SWFL	counts per	0.10 m ²	119.12

The results are remarkably similar given the lack of comparability of methods. Where replicates were reported in STBS and MAFLA, one standard deviation was equivalent to a 2-fold multiplication of the mean. With 27 species per sample, the MAFLA area may be more species rich. Where replicates were pooled in the SWFL study one standard deviation was equivalent to about 1.5 fold multiplication of the mean. With almost twice the sample size, CGP samples averaged only 13 more species than SWFL, suggesting the latter might be more species rich if comparable samples were taken.

Table 4.1.2. Means and Standard Deviations of Taxa in Samples.

Study & Area	+ 1 Stdev	Mean	- 1 Stdev
STBS taxa per 0.1 m ²	39.66	20.13	10.27
CGP taxa per 0.5 m ²	32.7	15.83	7.66
MAFLA taxa per 0.065 m ²	54.74	27.26	13.58
SWFL taxa per 0.285 m ²	94.73	70.35	52.24

The effect of replicate pooling on the number of taxa within the pooled replicates is more complex than the effect of pooling upon abundance, because you do not simply add the values together. The effect of pooling is best seen in a plot of log of abundance versus log of number of taxa (figure 4.1.3). All four studies fall along a general curve showing the number of taxa associated with different levels of abundance. A second order polynomial can be fitted to this to provide a general empirical model for predicting the number of taxa that will be found in a sample or pooled sample of a particular abundance .

$$\text{Ln(Taxa)} = 0.0833 + 0.9864(\text{Ln(Abundance)}) - 0.0501(\text{Ln(Abundance)})^2$$

4.1.3. Taxa Patterns: Counts and Occurrence

The practical effect of these similar taxa-abundance curves and number of taxa versus abundance plots (figures 4.1.2. and 4.1.3) is quite important. Since the most abundant species represent less than 20% of the total specimens collected, regional analyses based upon individual species will be both inefficient and of low power. They will be inefficient in the sense that relatively few of the specimens collected and processed will be used in analysis. They will be of low power in the sense that individual variances will be high.

While single species analyses will not be effective, limited suites of species look extremely useful. At STBS 75% of all specimens belong to 4.1% of species and 95% of all specimens belong to just the top 25% of taxa. The 75% and 95% specimens level for CGP are 4.1% and 21.5% of highest taxa; MAFLA, 7.7% and 26.85%; and SWFL, 6.02% and 27.6%. As a rule of thumb in planning wide area surveys on the continental shelf in the Gulf of Mexico, fine sorting, identification and statistical analysis can be limited to the most abundant 25% of the taxa inventory and still utilize over 90% of the specimens collected.

Since occurrence is a major component of most measures of similarity, then information as to how widely species occur can be used to set limits on monitoring and impact study efforts. In the STBS study the most common species occurred in 63% of the samples, however, only 0.8% of the most common species occurred in more than 50% of the samples. At CGP, the most common taxa occurred in 81% of the samples and only 7.5% of species in more than 50% of samples. At MAFLA the most common taxa were in only 41% of the samples. At SWFL, the most common taxon was in 82% of the samples and only 2.1% were found in more than 50% of the samples. Therefore, if determination of faunal similarity is the primary objective of a regional study, less than 10% of the taxa will produce most of the regional patterns.

The importance of very similar species rank distribution and species abundance-occurrence relationships are analogous to the finding of a common log-normal distribution for counts within samples. First, they appear to be ubiquitous across all study areas implying a common relationship between species richness and abundance. Second, it can be used as a planning tool for selecting analyses and predicting the number of taxa to be found in a sample of given size. Just as with sample abundance, we need to be cautious about analyses which tell us more about the behavior of numbers than biology. Lastly, these patterns also may be produced by many mechanisms and may tell us little specific about the processes at play.

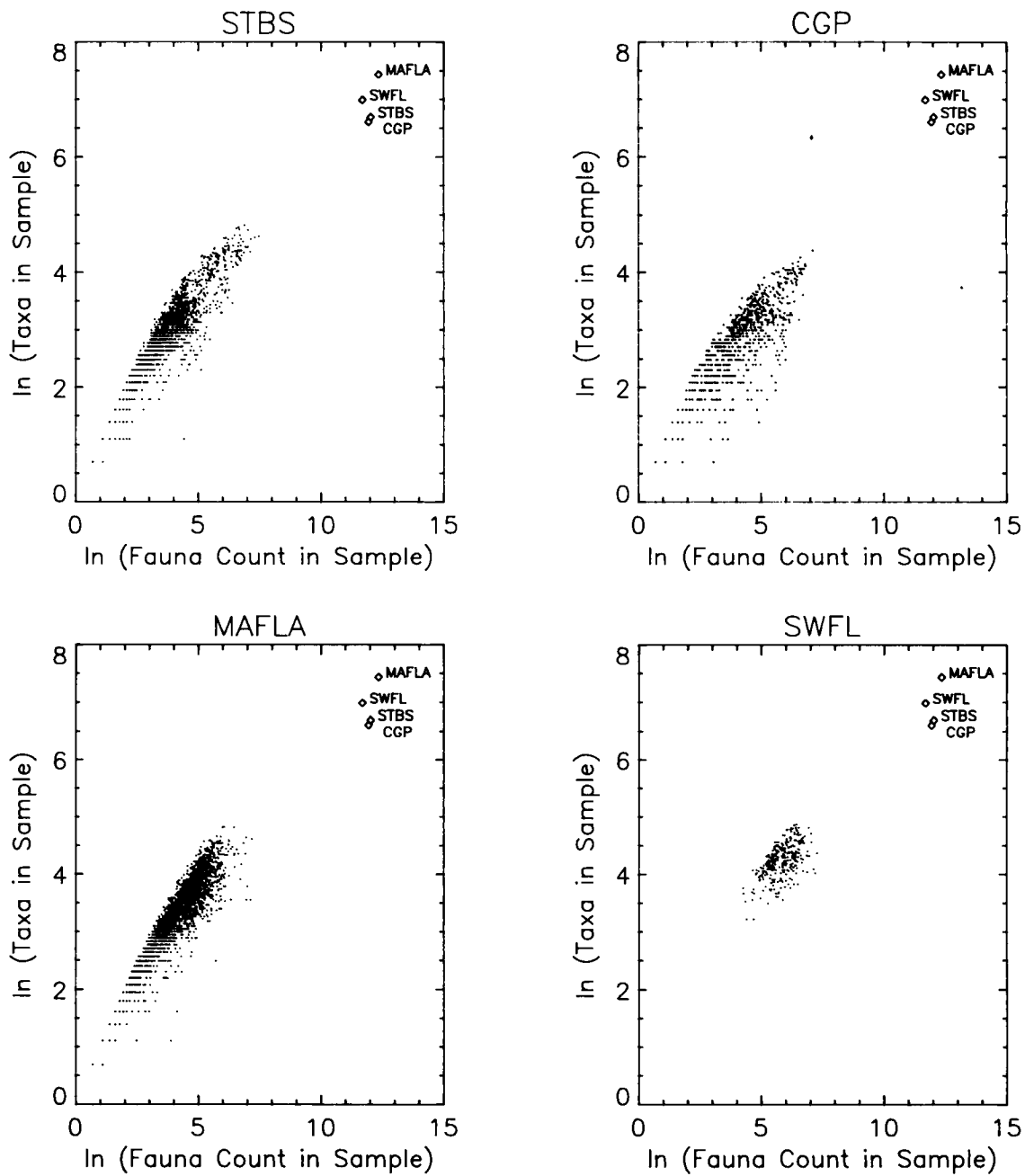


Figure 4.1.3. The relationship between number of taxa and specimens collected for all samples is shown with the Ln (Fauna Count) per sample on the abscissa axis and Ln (Taxa) for each sample on the ordinate. The diamond values give the same relationship for the whole data sets. The limited scatter of the SWFL data reflects pooling of replicates.

4.2. Basic Geographic Patterns

4.2.0. Terms and Concepts

Up to this point faunal patterns have been considered by looking at the composite of counts within samples and within species. Surprisingly, something akin to homogeneity has been found. However, at the species level, it is known that areas as large as these surveys show some faunal heterogeneity. There are nearshore species and offshore species. Therefore a decision must be made. Should studies focus upon the species and be plagued by spatial heterogeneity and problems of rarity, or should composites be used to escape these problems while risking ecological irrelevance? As a starting point, we may first determine the extent to which the grossest composite, total abundance in samples, reflects spatial and temporal variation. It must be assumed that there is fauna variation due to natural factors which are heterogeneous across regions. All of the past studies being considered made some effort to find correlation between biotic and abiotic parameters. Rather than repeat these multiple correlation, the present reexamination simply looked for the presence of cross shelf variation. This was done quite simply by plotting faunal data against distance offshore.

Sample abundance was plotted against nautical miles from shore for all data sets (figures 4.2.1 to 4.2.4). As a summary of the cross shelf trends, a straight line was fitted to all the data using a least squares method when justified by inspection. The fitted lines are as follows:

$$\begin{array}{ll} \text{STBS} & \text{Log(Abundance)} = 8.069 - 1.330(\text{Log Distance}) \\ \text{CGP} & \text{Log(Abundance)} = 6.892 - 0.107(\text{Log Distance}) \\ \text{MAFLA} & \text{Log(Abundance)} = 5.959 - 0.497(\text{Log Distance}) \end{array}$$

A conspicuous and significant log-linear decrease in is found in all but the SWFL study. The most dramatic decrease is in the STBS region, and the least decrease in the CGP region. Since the CGP design lacked long cross shelf transects, the pattern in that region is suspect. By contrast, the SWFL study (figure 4.2.4) is the only one that does not suggest a log linear decrease in fauna offshore. Indeed, across the great width of the south Florida shelf, abundance appears to increase at the southwestern seaward edge.

The apparent patterns are interpretable in ecological terms, although it is not certain if they are real. The slow rate of decrease across the shelf of Louisiana may reflect a general increased productivity associated with river input in that area. By contrast, the STBS stations experience far less land derived input. The general seaward increase in the SWFL study is due to a decrease in abundance offshore in the northern most transect and an increase in abundance in the southwest corner. This seaward increase may be associated with upwelling at the shelf edge due to interactions with the Florida current.

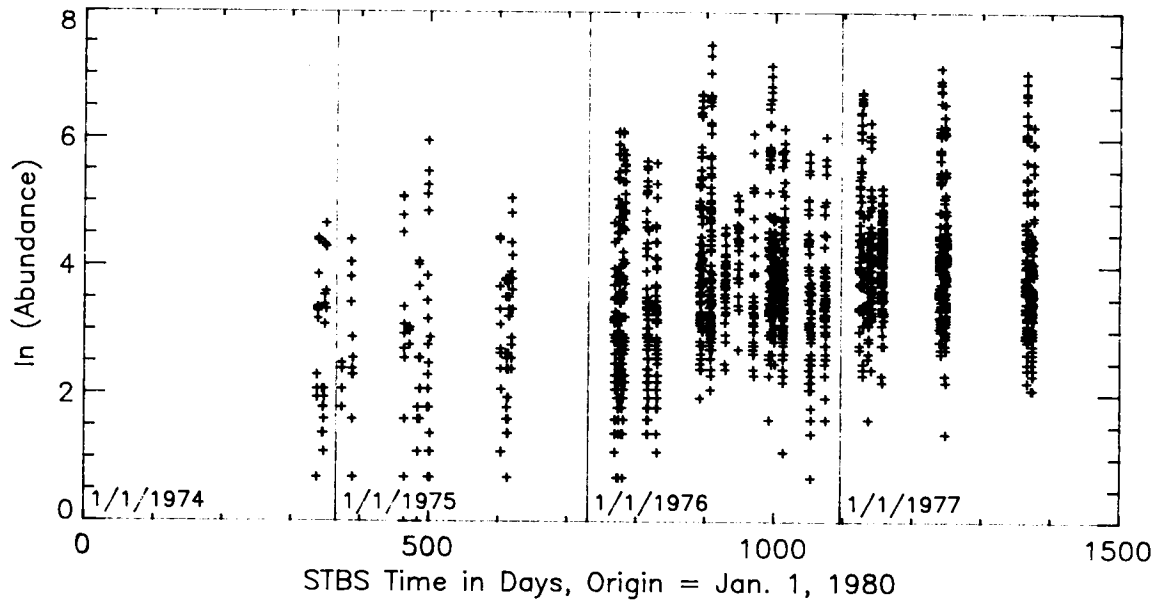
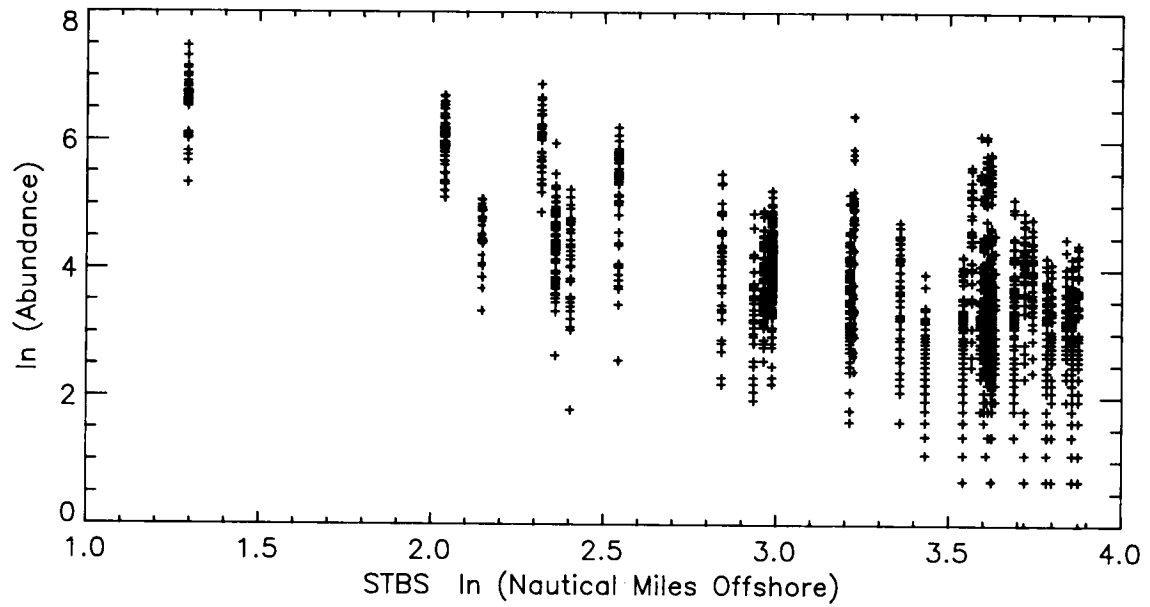


Figure 4.2.1. Cross shelf and with-time variation in abundance in STBS samples. The upper figure shows Ln (Abundance) on the ordinate against Ln (Nautical Miles Offshore). Distance was calculated from the nearest point on a digitized coastline. The lower figure shows Ln (Abundance) against the time of sampling. Time was derived from the Julian date of a sample minus the Julian date for Jan. 1, 1974. New years are indicated by a vertical line and quarters by tick marks.

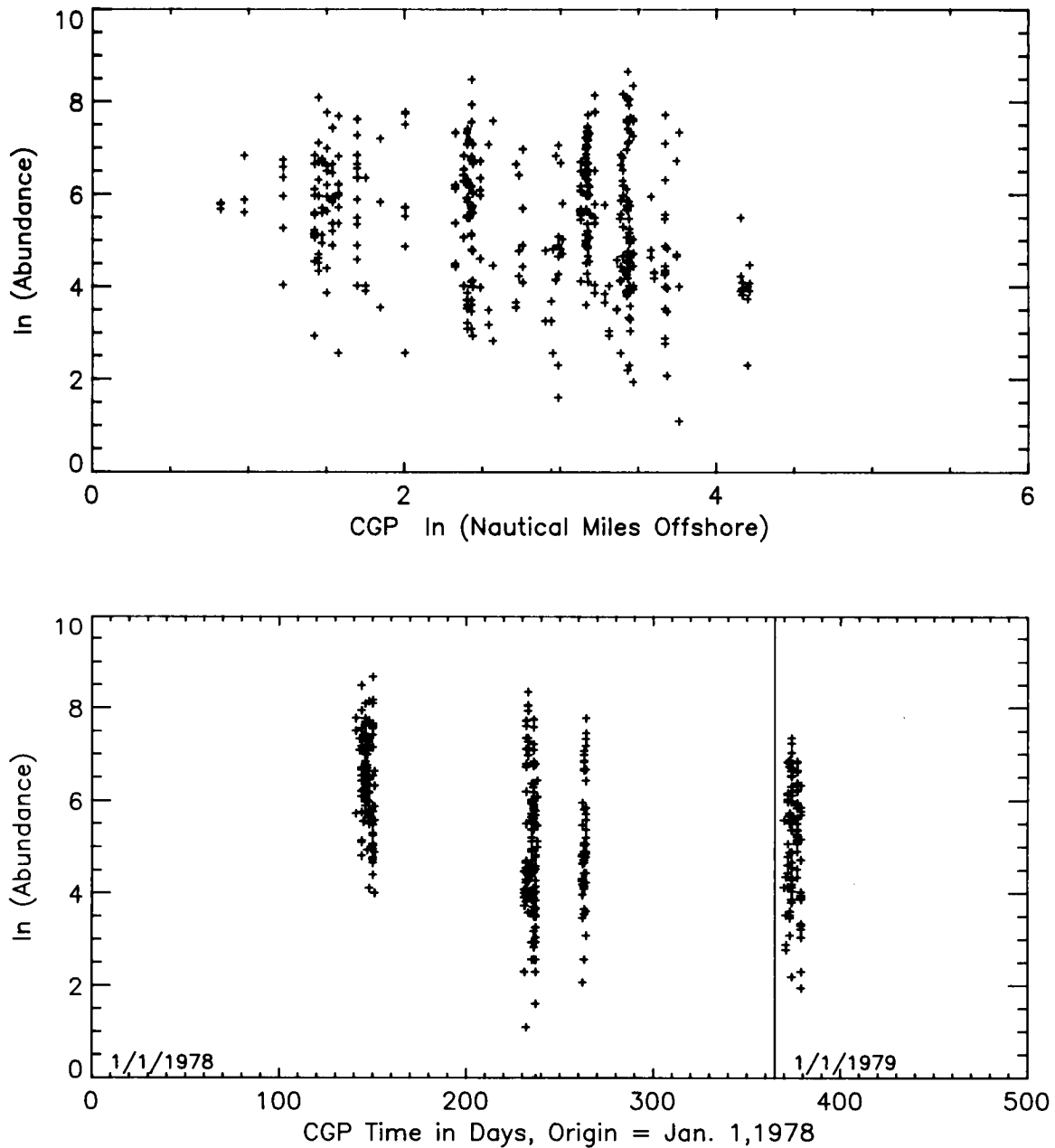


Figure 4.2.2. Cross shelf and with-time variation in abundance in CGP samples. The upper figure shows Ln (Abundance) on the ordinate against Ln (Nautical Miles Offshore). Distance was calculated from the nearest point on a digitized coastline. The lower figure shows Ln (Abundance) against the time of sampling. Time was derived from the Julian date of a sample minus the Julian date for Jan. 1, 1978. New years are indicated by a vertical line and quarters by tick marks.

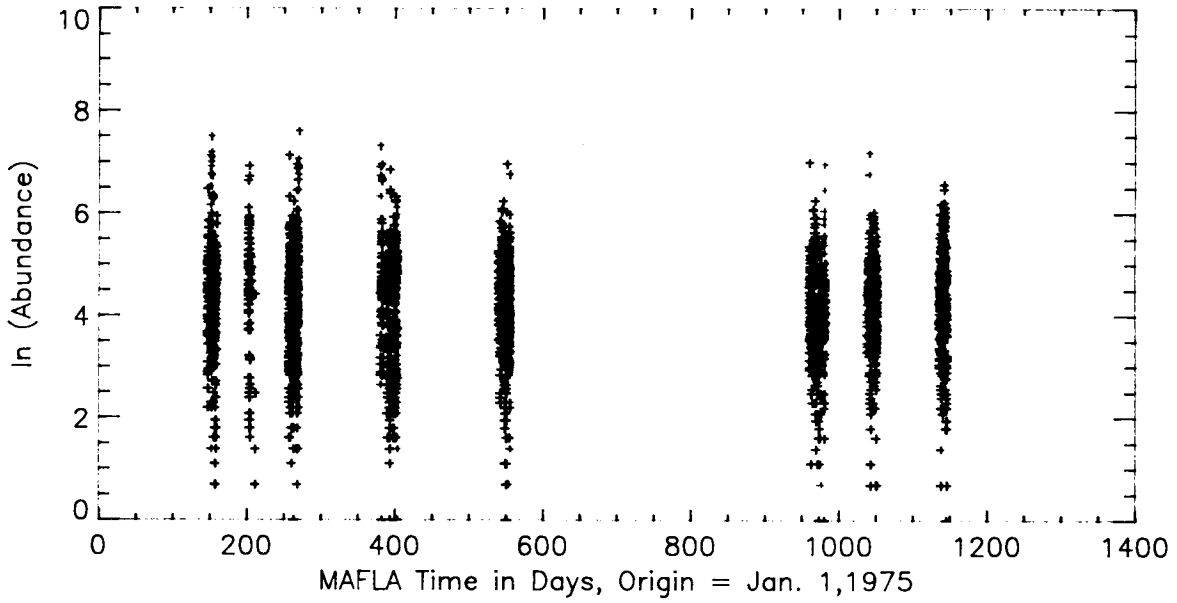
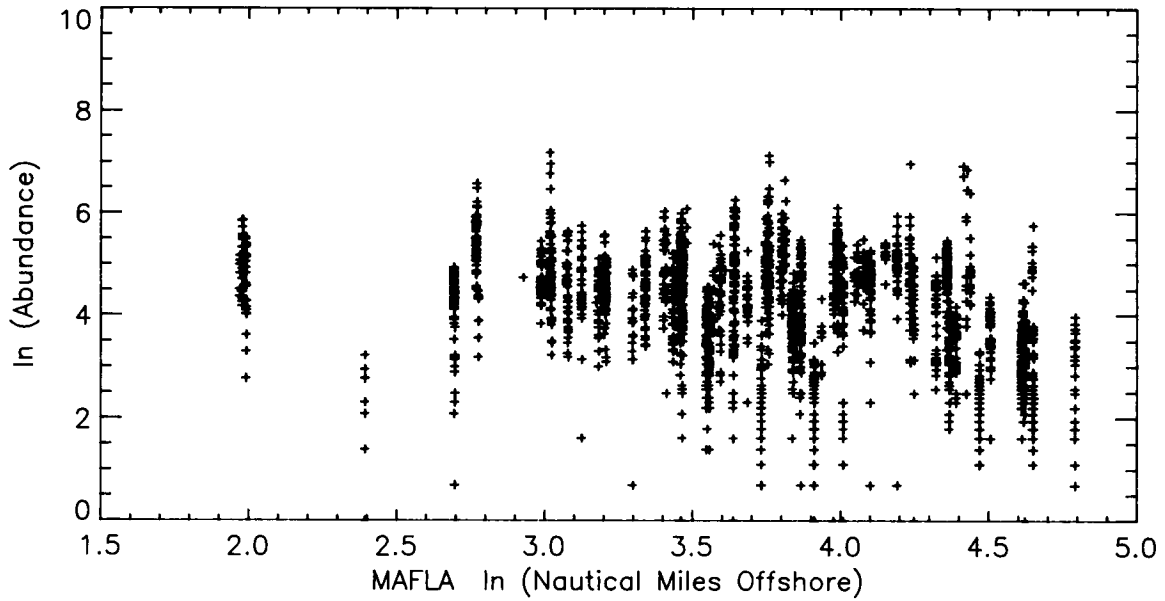


Figure 4.2.3. Cross shelf and with-time variation in abundance in MAFLA samples. The upper figure shows $\ln(\text{Abundance})$ on the ordinate against $\ln(\text{Nautical Miles Offshore})$. Distance was calculated from the nearest point on a digitized coastline. The lower figure shows $\ln(\text{Abundance})$ against the time of sampling. Time was derived from the Julian date of a sample minus the Julian date for Jan. 1, 1975. New years are indicated by a vertical line and quarters by tick marks.

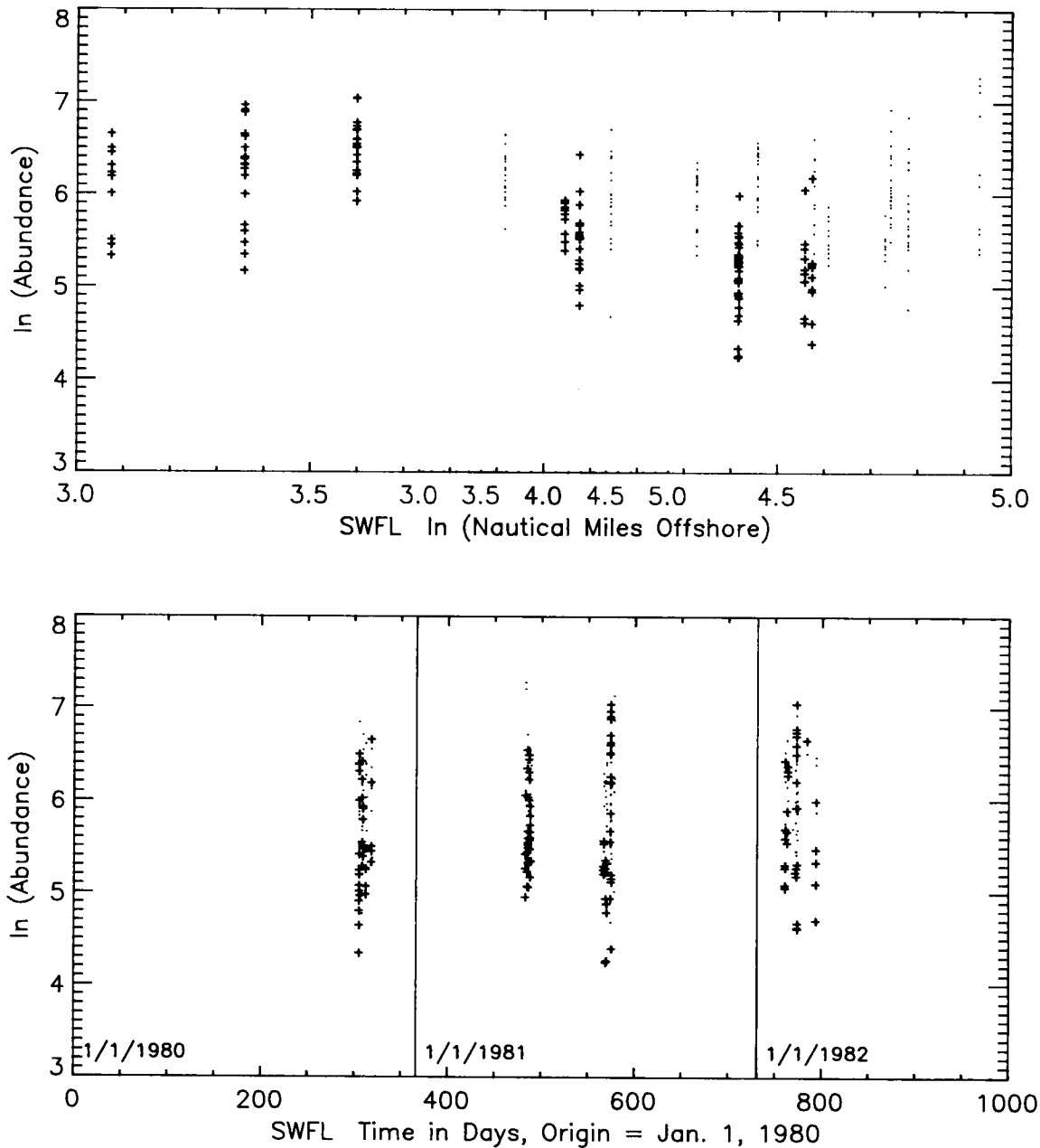


Figure 4.2.4. Cross shelf and with-time variation in abundance in SWFL samples. The upper figure shows $\ln(\text{Abundance})$ on the ordinate against $\ln(\text{Nautical Miles Offshore})$. Distance was calculated from the nearest point on a digitized coastline. The lower figure shows $\ln(\text{Abundance})$ against the time of sampling. Time was derived from the Julian date of a sample minus the Julian date for Jan. 1, 1974. New years are indicated by a vertical line and quarters by tick marks. Samples in the northern half of the study area are represented by crosses, and those in the southern half by dots to accentuate the north-south difference.

4.3. Temporal Changes

4.3.0. Terms and Concepts

The ability to detect temporal patterns in any system is strictly limited by the timing of sampling such that a pattern is only detectable if its period is at least twice the period of sampling. Therefore, the frequency of sampling should be twice the frequency of the event being sought. The northern Gulf of Mexico is considered to be typical of temperate oceans and it is assumed that it experiences three main biological seasons: spring, summer-fall, and fall-winter. If both the timing and magnitude of this three part cycle are to be estimated by sampling, there should be six samplings pre year. If the timing is known, and only magnitude needs to be estimated, then sampling at three fixed times in the cycle are sufficient. Accordingly sampling should span at least three seasons to include the period of reproduction in the spring, sustained summer populations, reduced winter populations, and transient storm effects. Longer term variations are more problematic, with little prior reason to pick one sampling duration over another.

The time patterns in the four data sets were sought by simple visual evaluation. The abundance of specimens in a sample was the value selected to be examined. Individual species showed more complex patterns. Species richness was related, in part, to abundance, and was not considered in detail. Sampling dates were converted to Julian dates.

4.3.1. Temporal Patterns

Figures 4.2.1 through 4.2.4 present the findings. The STBS results are the most interesting in that the first year's abundances were low with increasing abundance into the second year. If a line is fitted to this data for purpose of estimation, it appears that from start to finish, the abundance per replicate increased by a factor as great as 3. The MAFLA study, with a similar time span showed no appreciable time trend. The CGP and SWFL studies were of shorter duration. CGP showed a slight decrease, and SWFL no change. If the data are meaningful, the results are intriguing. During the same years, the South Texas region was experiencing an increase in fauna density, the MAFLA region was steady. Unfortunately, there are many reasons to be cautious about the data. All of the studies changed in design such that time may be confounded with experience, better or worse operations, position, etc.

It is appropriate here to note the trends of individual species. On the whole total species richness follows abundance. Individual species show a great range and complexity of patterns, increasing over time, holding steady, or decreasing.

4.4. The Fauna

4.4.0. Terms and Concepts

In the preceding sections faunal patterns have been treated at the gross level of total abundance and species richness for the composite of all species. For studies which look at fauna similarity, the compositional aspects of diversity, and the response of individual species to stress, abundance must be reported species by species. The following sections briefly address questions of species-level patterns. The detailed similarity analyses of the original reports has not been repeated, and high regional endemism or taxonomic inconsistency prevent elaborate Gulf-wide analyses. Appendix 1 presents a list of all taxa reported in all data sets along with the NODC taxonomic code, the number of samples in which it was reported, the average abundance, and the variance. Although infaunal samples were the focus of this study, epifaunal data were

included as well in Appendix 3. This appendix may be used to identify common species in each study region and gain some indication of its natural variation and frequency of occurrence.

4.4.1. Faunal Composition

The most surprising finding of this reexamination is that there is apparently little region to region overlap in species composition for OCS infauna in the northern Gulf of Mexico. When checked for common entrants on the species list, only 134 taxa were found in all four studies. Of these only 72 were identified to the species level. Therefore, no more than 10% of the species in any given study may be found across the Northern Gulf of Mexico! This has profound implications. First, the apparent lack of a substantial cosmopolitan fauna raises the serious question of quality control. How many of these identifications reflect erroneous identification? Second, if there really is not a large cosmopolitan component in the infauna, then it becomes very hard to develop a Gulf-wide monitoring and impact assessment strategy which makes use of reliably present species. Similarly, it will be difficult to undertake studies of sensitivity and life history on target species.

The 72 species which comprise this "Gulf Common Suite" are shown in Appendix 2 along with the frequency of occurrence in each of the four studies. An interesting aspect of this group is that it contains species which are both very common and relatively rare. Based upon average occurrence across all four studies, only ten species are collected more frequently than in more than 20% of the samples. In effect, 62 of the Gulf Common Suite are too rare to be of much use. In decreasing order of frequency of occurrence, the ten most common species were the following polychaete worms: *Paraprionospio pinnata*, *Tauberia gracilis*, *Mediomastus californiensis*, *Tharyx marioni*, *Sigambra tentaculata*, *Armandia maculata*, *Notomastus laterkeus*, *Prionospio cristata*, *Aglaophamus verrilli*, *Sthenelais boa*, and *Aricidea fragilis*.

If target species are to be used in future surveys and monitoring, it is critical that taxonomic quality control be increased. The present voucher system does some good, but it really does not assure correct sorting and identification. One possible approach would be to support development of keys limited to dominant forms and institution of taxonomic cross checking.

4.4.2. Faunal Similarity

Analysis of faunal similarity is a tremendously attractive idea for it frees us from the tedium of dealing with each and every species separately. Each species contributes to some measure of inter-sample similarity, and then this similarity matrix is examined for patterns. Similarity may be some index, or a more formal variance-covariance or correlation array. The analysis may make explicit use of the similarity matrix, or its existence and application may be internal to a multivariate analysis and not apparent to the investigator. The utility of these methods in reducing complex data sets and producing distributional maps is well established

All studies carried out some form for cluster or ordination analysis employing a similarity matrix of one form or another. All studies found that fauna showed the most change across the continental shelf. Our own work supports this finding and there is no purpose in repeating the results. Rather, we want to determine the nature of the change and the degree of change between the most shoreward and the most seaward of the data.

Perhaps the simplest multivariate approach to benthic survey data is to examine the correlation among species. If the samples come from across a region of marked faunal change, then there would be numerous negative correlations. If the samples come from a relatively homogenous region, then correlation should be positive. As a practical matter product moment correlation matrices were calculated for only the 100 most abundant species in the four studies. Inclusion of rarer species would have been uninformative due to the large number of zeroes for such species. Data were \log_e transformed. The resulting 100x100 species versus species correlation arrays were first converted to image form and examined on the workstation. These arrays were then examined to determine to what extent the pattern of correlation could be explained by fewer than the full 100 species. This was done by determining the eigenvectors and eigenvalues for each matrix. The number of eigenvectors shows the number of unrelated species groups and the eigenvalues show the relative importance of each.

The results of these exercises were all similar. All four studies show a cross-shelf pattern of species change. A larger proportion of species is common inshore and tend to be positively correlated with respect to abundance. A smaller proportion of species is common offshore, and these are less well correlated with one another. The highest eigenvalue in all four studies was only about 20 (sum of eigenvalues =100). Thus only 20% of the correlation pattern could be preserved through use of a single factor. Use of 10 or more factors would explain less than 50% of the pattern. In effect, using the 10 dominant species is easier and more ecologically meaningful.

5. DISCUSSION

5.0. General Comments

While the purpose of this study has been to provide empirical results to study planners, development of greater predictive ability for the OCS benthos requires that observation be linked with theory. Unfortunately, there really is little solid ecology theory available from which to draw. The following discussion takes the major results of this reexamination and considers how each might be used to further the development of OCS impact studies.

5.1. Gulf-wide Faunal Abundance

There are two critically important lessons to be learned from the abundance data. First, natural variation is multiplicative and may be as much as a full order of magnitude from the lower and upper bounds of a confidence interval; second, there are simple geographic patterns within regions. These two lessons have different implications for future studies. In order for an impact to be detectable, it must be of similar type and magnitude as natural variation. If an impact causes only an additive change in the local population mean, it will be extremely difficult to detect. Certainly, the natural variation can be reduced if geographic patterns are considered in the design, but the reduction in variance may be minimal. Taking the STBS data as that with the greatest temporal and spatial variance, only 25% of the total variation in abundance in that study is attributable to spatial and temporal.

The apparent log-normal distribution of abundance tells us something about the type of impact which might be detectable. May (1975) makes the point that this distribution is to be expected for the sum of populations of many species when the intrinsic rates of population increase of those species are randomly distributed. Therefore, it can be proposed that an impact which locally alters the rates of recruitment to benthic populations may be the most easily detected impact. Future programs should be designed to estimate population rates rather than static inventories. At the minimum, such rates might be recruitment and mortality.

5.2. Gulf-wide Diversity and Species Richness

During data reexamination species richness was emphasized and more complex definitions and indices of diversity were avoided, so that the patterns in the data would not become confusing. However, it is appropriate that some discussion of diversity be included at this point. Diversity is an appealing concept to ecologists. Kept vague, it lets us ponder the processes which make and keep a given biotic composition. Made operational, diversity becomes less attractive. It seems to have no predictive capacity, and leads to an unproductive debate over the merits of rival indices. Although still a mandated part of all MMS surveys, its utility for detection of environmental impacts must be formally reevaluated.

At the present time, the H' diversity index has become a contractually mandated, empirically useful (Ferraro et al. 1989), and statistically understood (Heltsche and Forrester 1983, Tong 1983) tool in impact studies but with only questionable links to any ecological theory. This lack of a strong conceptual basis is extremely worrisome since it poses a barrier to improved designs with greater predictive capabilities and links to ecosystem processes. There have been three important diversity concepts proposed. While they linger in the literature (Peters 1991), all have been rejected. Two of these would have been directly relevant to impact studies if true; the third is more theoretical in nature. First, it has been proposed that diversity and stability are positively related such that the more diverse a community, the more stable it is in the face of perturbations. This is no longer viewed as valid (Goodman 1975). Second, it has been proposed that environmental impact reduces diversity. This also is no longer considered valid

(Schindler 1987). Third, it has been proposed that the diversity of a community limits the future states of that community.

A consideration of the third proposition illustrates how early diversity studies disconnected from ecological reality. The Spanish ecologist Margalef first applied information theory to ecology (Margalef 1958). Information Theory had been developed by Shannon and Weaver (1949) as a rigorous conceptual base for the study and design of information transmission and encryption/decryption systems. By analogy, Margalef saw ecosystems as conduits or information channels between previous and future ecosystems systems in time. Therefore, he initiated the use of the information statistic H' in ecology. More than any other worker, Pielou (1975) popularized the use of H' , yet she summarily dismissed the communication analogy for which Margalef adopted it!

In spite of problems associated with how to analyze diversity, the species richness and the proportional composition of the fauna remain fundamental attributes of all ecosystems. It is reasonable to expect these two attributes to change in response to anthropogenic stress and natural factors. Therefore, efforts should be made to develop better theoretical understanding and means of analysis. Since abundance, richness and proportional composition are linked, the most fruitful approach appears to be the development of neutral models (Caswell 1976, May 1984, Lambshead and Platt 1988) to predict expected diversity values. Departures from expectation in actual sample diversities can then be studied and the effects of natural and anthropogenic factors can be evaluated.

5.3. Gulf-wide Faunal Patterns

In certain respects a simple faunal inventory is the most important bit of information influencing the future of impact studies and monitoring. If the United States OCS had a common suite of species, or even just a few regional suites, then generic designs could be adopted and a widely applicable definition of acceptable impact developed. However, unless there are major problems of taxonomic misidentification, there is high regional endemism in the Gulf of Mexico OCS. This result places the long-term planner in a difficult situation. Conceptually, the species is the most desirable level at which to work. It is the species which may be sensitive to stress, and it is the species that is most amenable to understanding the mechanism of impact. Practically, a species level approach for benthic macrofauna might require regionally specific designs, regionally specific target species, regionally specific definitions of impact, and a nationally inconsistent management philosophy technically incapable of coherence.

For reasons of both management coherence and control of extreme variation, impact studies and monitoring need to analyze data at some level higher than the individual species. There is still no best method of selecting (Carney 1987), but it is possible to identify desirable traits of "above-the-species" groupings. First, since the groupings must reflect the variation of the natural system, they must depend upon groupings of more abundant species. Second, all members of a group should have similar types and degrees of response to natural and anthropogenic stresses. Faunal groups with both traits can be provided by various multivariate ordination techniques which calculate eigenvectors from a variance/covariance matrix. As currently applied these multivariate groupings are still regionally specific. An informative first step towards generic groupings would be a comparative multivariate examination of all OCS data sets.

An increasingly popular grouping is the use of taxonomic levels above the species, with analysis at the level of genus, family, and even phylum. The argument in favor of this approach is based upon two key points. Empirically, it can be shown that reanalysis of data with pooling into higher taxa leads to the same results as species level analyses (Ferraro and Cole 1990 and references therein). Theoretically, it has been suggested that there are higher taxa specific common responses to stress (Pearson and Rosenberg 1978). An argument against adoption of designs which pool species taxonomically can be developed simply by looking at the log normal curve of abundance found in this and other studies. This ubiquitous curve means that only a small percent of the species present are numerically abundant, and these abundant forms dominate the overall variation of the fauna. If the dominant species are in separate genera, families, or even phyla, then pooling at higher taxa will lose only that minimal variance contributed by rarer species. If the dominant species contain congeners which respond differently to stress, then pooling will alter the outcome of the study.

The effect of higher taxa groups on results should be explored for all OCS data sets. If consistent results are found, then guidelines and standard supportive identification keys can be developed. To reinforce the conclusions of *a posteriori* pooling and reevaluation, a study should be undertaken which first sorts and analyzes fauna only at higher taxa, and then completes the sorting and full species level analysis.

6. CONCLUSIONS AND RECOMMENDATIONS

As has been stressed throughout this report, lack of comparability among studies cast some doubt upon conclusions based upon comparison. However, certain points seem to have been well established. First, there appears to be a high level of regional endemism when all species are considered which will complicate the design of Gulf-wide monitoring and criteria of impact. Second, total species and total specimens in a sample can be treated as log normally distributed. Third, any anthropogenic impact should be multiplicative and of approximately the same magnitude (a factor of 1.5 to 5 fold) as natural variation to be detectable. Fourth, there seems to be a ubiquitous relationship between species richness and abundance Gulf-wide that could lead to adoption of a generic planning model. Fifth, cross shelf variation is region specific and most complex off southwest Florida. Sixth, temporal variation is most evident in the southeast Texas region.

From the above conclusions four recommendations can be put forward.

1. Prior to any monitoring or impact study, the species lists, means and variances in this report or any similar source must be used to select target species and levels of sample replications. Studies which ignore past results are unacceptable
2. Each future project should be structured to assure comparability of data and utility of the data archive. A program of timely archive review and quality assurance must be instituted.
3. Research should be directed towards field designs and statistical methods which make optimal use of species groups. Such groups might also prove to be reflective of ecosystem processes.
4. Prior to any Gulf-wide programs, the conclusions of this review should be verified by a limited field program. This confirmation is especially needed for identification of the dominant fauna.
5. A taxonomic quality control program is needed to assure that surveyed and monitored species are correctly identified in wide area programs.

7. LITERATURE CITED

- Bedinger, C.A. (ed.). 1981. Ecological investigations of petroleum production platforms in the central Gulf of Mexico. Prepared for BLM under Contract No. AA551-CT8-17. Southwest Research Inst., San Antonio, Texas. 6 Volumes.
- Carney, R.S. 1987. A review of study designs for the detection of long-term environmental effects of offshore petroleum activities. In: Boesch, D. and N. Rabalais (eds). Long-term environmental effects of offshore oil and gas development: Chapter 14. London: Elsevier Applied Science.
- Caswell, H. 1976. Community structure: neutral mode analysis. *Ecological Monographs* 46:327-354.
- Continental Shelf Associates, Inc. 1989. Synthesis of available biological, geological, chemical, socioeconomic, and cultural resource information for the south Florida area. MMS Contract No. 14-12-0001-30417. Continental Shelf Associates, Jupiter, Florida.
- Dames and Moore. 1979. Final report: Mississippi, Alabama, and Florida Outer Continental Shelf baseline environmental survey. Prepared for BLM under Contract No. AA550-CT7-34.
- Environmental Science and Engineering, LGL Ecological Research Associates, and Continental Shelf Associates. 1987. Southwest Florida shelf ecosystems study. Vol. II: data synthesis report. Prepared for MMS under Contract No. 14-12-0001-30276.
- Ferraro, S.P., F.A. Cole, W.A. DeBen, and R.C. Swartz. 1989. Power-cost efficiency of eight macrobenthic sampling schemes in Puget Sound, Washington, USA. *Canadian Journal of Fisheries and Aquatic Sciences* 46:2157-2165.
- Ferraro, S.P. and F.A. Cole. 1990. Taxonomic level and sample size sufficient for assessing pollution impacts on the Southern California Bight macrobenthos. *Marine Ecology Progress Series* 67:251-262.
- Flint, W. and N. Rabalais, eds. 1980. Environmental studies, South Texas Outer Continental Shelf, 1975-1977. Vol. I: ecosystem description. Prepared for BLM under Contract No. AA551-CT8-51. University of Texas Marine Science Inst. Port Aransas, Texas. 325 pp.
- Flint, W. and N. Rabalais, eds. 1981. Environmental study of a marine ecosystem: south Texas OCS. University of Texas Press. 240 pp.
- Goodman, D. 1975. The theory of diversity-stability relationships in ecology. *Quarterly Review of Biology* 50:237-266.
- Green, R.H. 1979. Sampling design and statistical methods for environmental biologists. New York: John Wiley and Sons, Inc. 257 pp.
- Heltsche, J.F. and N.E. Forrester. 1983. Estimating species richness using a jack knife procedure. *Biometrika* 39:1-11.
- Lambshead, P.J.D. and H.M. Platt. 1988. Analyzing disturbance with the Ewens/Caswell neutral model: theoretical review and practical assessment. *Marine Ecology Progress Series* 43:31-41.

- Lance, G.N. and W.T. Williams. 1967. A general theory for classificatory sorting strategies. II. Clustering systems. *Computer Journal* 10:271-277.
- Margalef, D.R. 1958. Information theory in ecology. *General Systems* 3:36-71.
- May, R.M. 1975. Patterns of species abundance and diversity. In: Diamond, J. and M. Cody (eds). *Ecology and evolution of communities*. Cambridge, Massachusetts: Belknap Press. 545 p.
- May, R.M. 1984. An overview: Real and apparent patterns in community structure. In: Strong, D. R., D. Simberloff, L. Abele, and A. Thistle (eds). 1984. *Ecological Communities: conceptual issues and the evidence*. Cambridge, Massachusetts: Belknap Press. pp. 3-18.
- National Oceanographic Data Center. 1984. National Oceanographic Data Center taxonomic code: . key to oceanographic records documentation No 15. 4th ed. 2 vols. U.S. Dept. of Commerce. National Oceanographic and Atmospheric Administration.
- Pearson, T.H. and R. Rosenburg. 1978. Macrobenthic succession in relation to organic enrichment and pollution in the marine environment. *Oceanography and Marine Biology Annual Review* 16:229-311.
- Peters, R.H. 1991. *A critique for ecology*. London: Cambridge University Press. 235 p.
- Pielou, E.C. 1975. *Ecological diversity*. New York Wiley-Interscience. 165 p.
- Phillips, N.W. and B. James. eds. 1988. Offshore Texas and Louisiana marine ecosystems data synthesis. Vol. II: synthesis report. Prepared under MMS Contract No. 14-12-0001-30380. Continental Shelf Associates. College Station, Texas. 495 pp.
- Schindler, D.W. 1987. Detecting ecosystem responses to anthropogenic stress. *Canadian Journal of Fish and Aquatic Science* 44:6-25.
- Shannon, C.E. and W. Weaver. 1949. *The mathematical theory of communication*. University of Illinois Press, Urbana 132 p.
- Taylor, L.R. 1961. Aggregations: variance and the mean. *Nature* 189:732-735.
- Tong, Y.L. 1983. Some distribution properties of the sample species diversity indices and their applications. *Biometrika* 39:997-1008.

APPENDICES

A NOTE ON THE USE OF THE APPENDICES

The appendices are intended to serve as an aid in the design of future studies, but are presented with the caveat that errors in species identification and counts may have been introduced undetected during the numerous steps between the original collecting and the reexamination of this present study. The most conservative use of the appendices is to determine which species are common in which of the study areas. Depending upon the design anticipated, these appendices can be used for power analyses at the species level. Inter-study comparisons are ill-advised since each report is unique in how samples were taken, sorted, identified and reported. There are two types of appendices for each of the four studies reviewed: Macrofauna appendices and Towed Sampler Fauna appendices.

Macrofauna appendices (1.1 through 1.4)- These appendices were derived directly from the taxa x sample arrays used in the reexaminations of this report. They originated from NODC "C" records which archive fixed point samplers such as box corers and grabs. In the process of creating the taxa x sample arrays, various apparent errors in species and sample coding were edited out; especially in the MAFLA Study. As a result, these tables differ somewhat from raw results based directly upon the NODC archives

The brief statistical summaries make use of both actual counts (c) and transformed counts (c'), where $c' = \log_e(c+1)$. The statistics reported are:

Count (c) - Total number of specimens shown in taxa x sample array.

Mean (c) - Count divided by number of samples (STBS, 1671; CGP, 776; MAFL, 2235 and SWFL, 297)

Sum (c') - The sum of transformed data.

Mean (c') - The Sum (c') divided by the number of samples.

Variance (c') - The variance of the transformed data.

Percent Occurrence - The proportion of samples containing each taxa expressed as a percent.

Megafauna (3.1-3.4)- These appendices were derived directly from the NODC "B" records, which record towed devices such as trawls. Due to a lack of comparability, these were not considered in the report. The information of these archives is presented in simple faunal checklist style. Statistical summaries were omitted due to the uncertainties about the data in these archives.

In addition to the macrofauna summaries for each study, a list of those species identified in all four studies has been compiled (Appendix 2). Taxa not identified to species were excluded.

The original data archives use the NODC taxonomic codes and do not provide scientific names. The names were obtained from a master file and update files provided on tape by NODC. While these taxonomic code lists are more current than the most recent printed index (NODC 1984), they proved to be incomplete. In place of a scientific name, it is common to find the expression [USE XXXXXXXXXXXX]. In most instances, it was not possible to locate a species name associated with the referenced code.

For detailed use of the NODC taxonomic code, the fourth edition of the code should be consulted (NOAA 1984). The following list can serve as a rudimentary guide.

34	Protozoans
3448	Foraminifer
36	Sponges
37	Cnidarians
3740	Sea Anemones
43	Nemertean
47	Nematodes
50	Annelids
5001	Polychaetes
51	Gastropoda
55	Bivalves
60	Crustacea
72	Sipunculids
80	Brachipods
81	Echinoderms
82	Hemicordates
87	Fishes

APPENDIX 1.1. SOUTH TEXAS BASELINE STUDY MACROFAUNA

NAME	NODC CODE	SOUTH TEXAS BASELINE STUDY MACROFAUNA					PERCENT OCCURRENCE
		COUNT (c)	MEAN (c)	SUM (c')	MEAN (c')	VARIANCE (c')	
PORIFERA	36	1.	0.0006	0.6931	0.0004	0.0003	0.056
SCYPHA	36080102	1.	0.0006	0.6931	0.0004	0.0003	0.056
HYDROZOA	3701	49.	0.0293	29.0601	0.0174	0.0155	2.044
ANTHOMEDUSAE	3703	4.	0.0024	2.7726	0.0017	0.0011	0.227
[USE 3703250104]	3703030104	18.	0.0108	9.7573	0.0058	0.0063	0.567
TUBULARIA	37030302	6.	0.0036	3.5835	0.0021	0.0020	0.227
EUDENDRIUM COCHLEATUM	3703080111	1.	0.0006	0.6931	0.0004	0.0003	0.056
LEPTOMEDUSAE	3704	5.	0.0030	3.4657	0.0021	0.0014	0.283
CAMPANULARIIDAE	370401	6.	0.0036	4.1589	0.0025	0.0017	0.340
OBELIA	37040102	58.	0.0347	38.5286	0.0231	0.0166	3.066
CLYTIA	37040105	3.	0.0018	2.0794	0.0012	0.0009	0.170
CLYTIA KINCAIDI	3704010504	2.	0.0012	1.3863	0.0008	0.0006	0.113
CLYTIA LONGICYATHA	3704010509	25.	0.0150	17.3287	0.0104	0.0071	1.419
EUCUSPIDELLA	37040112	1.	0.0006	0.6931	0.0004	0.0003	0.056
OPHORHIZA PARVULA	3704041401	5.	0.0030	3.4657	0.0021	0.0014	0.283
SERTULARIA	37040503	1.	0.0006	0.6931	0.0004	0.0003	0.056
ANTENNELLA GRACILIS	3704071502	2.	0.0012	1.3863	0.0008	0.0006	0.113
LOVENELLA GRANDIS	3704110102	47.	0.0281	32.5779	0.0195	0.0131	2.668
CERIANTHARIA	3743	66.	0.0395	42.7531	0.0256	0.0198	3.180
PENNATULACEA	3752	3.	0.0018	2.0794	0.0012	0.0009	0.170
ZOANTHARIA	3755	237.	0.1418	94.9804	0.0568	0.0780	4.770
ACTINIARIA	3758	297.	0.1777	103.0037	0.0616	0.0712	6.644
PARANTHUS	37600202	16.	0.0096	9.9396	0.0059	0.0052	0.681
PLATYHELMINTHES	39	45.	0.0269	27.2683	0.0163	0.0144	1.873
NEMERTEA	43	6328.	3.7870	1735.8030	1.0388	0.8837	66.042
POLYCHAETA	5001	84.	0.0503	33.5343	0.0201	0.0291	1.646
POLYNOIDAE	500102	127.	0.0760	79.8954	0.0478	0.0379	5.792
EUNOE NODULOSA	5001020507	1.	0.0006	0.6931	0.0004	0.0003	0.056
GATTYANA NUTTI	5001020607	9.	0.0054	6.2383	0.0037	0.0026	0.511
HARMOTHOE	50010208	13.	0.0078	8.4355	0.0050	0.0040	0.624
HARMOTHOE IMBRICATA	5001020806	40.	0.0239	22.2340	0.0133	0.0130	1.476
HARMOTHOE TRIMACULATA	5001020813	31.	0.0186	17.5642	0.0105	0.0105	1.078
LEPIDONOTUS SUBLEVIS	5001021104	12.	0.0072	7.7424	0.0046	0.0037	0.567
LEPIDONOTUS VARIABILIS	5001021105	3.	0.0018	2.0794	0.0012	0.0009	0.170
LEPIDASTHENIA	50010218	6.	0.0036	4.1589	0.0025	0.0017	0.340
LEPIDASTHENIA MACULATA	5001021802	18.	0.0108	12.1890	0.0073	0.0053	0.965

NAME	NODC CODE	SOUTH TEXAS BASELINE STUDY MACROFAUNA					PERCENT OCCURRENCE
		COUNT (c)	MEAN (c)	SUM (c')	MEAN (c')	VARIANCE (c')	
SUBADYTE	50010227	3.	0.0018	2.0794	0.0012	0.0009	0.170
POLYDONTES LUPINA	5001030201	14.	0.0084	9.4164	0.0056	0.0041	0.738
EUPANTHALIS KINBERGI	5001030301	31.	0.0186	20.5067	0.0123	0.0092	1.590
GRUBEULEPIS	50010501	11.	0.0066	6.9315	0.0041	0.0034	0.511
GRUBEULEPIS MEXICANA	5001050102	1.	0.0006	0.6931	0.0004	0.0003	0.056
GRUBEULEPIS TEBBLEI	5001050105	1.	0.0006	0.6931	0.0004	0.0003	0.056
GRUBEULEPIS SULCATISETIS	5001050106	1.	0.0006	0.6931	0.0004	0.0003	0.056
SIGALIONIDAE	500106	37.	0.0221	24.3779	0.0146	0.0110	1.873
PHOLOE	50010601	3.	0.0018	2.0794	0.0012	0.0009	0.170
STHENELAIS	50010603	21.	0.0126	13.8629	0.0083	0.0063	1.078
STHENELAIS BOA	5001060302	353.	0.2113	190.4594	0.1140	0.1063	11.981
STHENELAIS LIMICOLA	5001060303	9.	0.0054	6.2383	0.0037	0.0026	0.511
STHENOEPIS JAPONICA	5001060701	73.	0.0437	41.8776	0.0251	0.0239	2.725
PALEANOTUS HETEROSETA	5001080103	883.	0.5284	219.3231	0.1313	0.2552	7.722
AMPHINOMIDAE	500110	3.	0.0018	2.0794	0.0012	0.0009	0.170
CHLOEIA VIRIDIS	5001100102	145.	0.0868	52.0018	0.0311	0.0442	2.839
LINOPHERUS AMBIGUA	5001100302	68.	0.0407	41.5254	0.0249	0.0214	2.896
PARAMPHINOME PULCHELLA	5001100402	878.	0.5254	275.6310	0.1649	0.2509	12.379
PHYLLODOCIDAE	500113	12.	0.0072	8.0301	0.0048	0.0036	0.624
ANAETIDES MUCOSA	5001130104	131.	0.0784	85.3884	0.0511	0.0377	6.416
ANAETIDES MACULATA	5001130106	1.	0.0006	0.6931	0.0004	0.0003	0.056
ETEONE ALBA	5001130213	1.	0.0006	0.6931	0.0004	0.0003	0.056
EULALIA BILINEATA	5001130304	1.	0.0006	0.6931	0.0004	0.0003	0.056
MYSTIDES RARICA	5001130502	1.	0.0006	0.6931	0.0004	0.0003	0.056
GENETYLLIS CASTANEA	5001130701	2.	0.0012	1.3863	0.0008	0.0006	0.113
PARANAETIS POLYNOIDES	5001130803	2.	0.0012	1.3863	0.0008	0.0006	0.113
PARALACYDONIA PARADOXA	5001160101	445.	0.2663	259.0886	0.1551	0.1254	16.751
HESIONIDAE	500121	13.	0.0078	8.7232	0.0052	0.0039	0.681
GYPTIS VITTATA	5001210103	200.	0.1197	116.2665	0.0696	0.0619	7.609
[USE 5001211502]	5001210402	1.	0.0006	0.6931	0.0004	0.0003	0.056
PODARKE OBSCURA	5001211502	43.	0.0257	29.5176	0.0177	0.0122	2.385
PILARGIIDAE	500122	13.	0.0078	8.7232	0.0052	0.0039	0.681
ANCISTROSYLLIS	50012201	2.	0.0012	1.3863	0.0008	0.0006	0.113
ANCISTROSYLLIS JONESI	5001220103	103.	0.0616	63.7673	0.0382	0.0314	4.542
ANCISTROSYLLIS GROENLANDI	5001220104	36.	0.0215	20.8965	0.0125	0.0116	1.419
ANCISTROSYLLIS PAPILLOSA	5001220105	66.	0.0395	39.6815	0.0237	0.0211	2.668

NAME	NODC CODE	SOUTH TEXAS BASELINE STUDY MACROFAUNA					PERCENT OCCURRENCE
		COUNT (c)	MEAN (c)	SUM (c')	MEAN (c')	VARIANCE (c')	
SIGAMBRA	50012202	37.	0.0221	23.9204	0.0143	0.0113	1.760
SIGAMBRA TENTACULATA	5001220201	1833.	1.0969	906.9741	0.5428	0.3513	49.971
SIGAMBRA WASSI	5001220203	5.	0.0030	3.4657	0.0021	0.0014	0.283
SIGAMBRA BASSI	5001220204	84.	0.0503	51.8536	0.0310	0.0256	3.747
PILARGIS BERKELEYI	5001220301	47.	0.0281	27.2038	0.0163	0.0147	1.930
CABIRA INCERTA	5001220401	75.	0.0449	43.1462	0.0258	0.0246	2.782
SYNELMIS	50012205	22.	0.0132	13.1177	0.0079	0.0073	0.851
OTOPSIS LONGIPES	5001220601	1.	0.0006	0.6931	0.0004	0.0003	0.056
PARANDALIA	50012208	52.	0.0311	32.6436	0.0195	0.0162	2.328
LITOCORSA STREMMMA	5001220901	1290.	0.7720	325.3346	0.1947	0.3341	13.571
SYLLIDAE	500123	49.	0.0293	30.2640	0.0181	0.0153	2.157
AUTOLYTUS	50012301	1.	0.0006	0.6931	0.0004	0.0003	0.056
AUTOLYTUS FASCIATUS	5001230111	1.	0.0006	0.6931	0.0004	0.0003	0.056
PIONOSYLLIS	50012302	1.	0.0006	0.6931	0.0004	0.0003	0.056
PIONOSYLLIS EHLERSIAEFORM	5001230210	4.	0.0024	1.6094	0.0010	0.0016	0.056
PIONOSYLLIS MALMGRENI	5001230211	7.	0.0042	3.6889	0.0022	0.0024	0.227
SYLLIS	50012303	129.	0.0772	76.4059	0.0457	0.0402	5.224
SYLLIS GRACILIS	5001230302	2.	0.0012	1.3863	0.0008	0.0006	0.113
SYLLIS CORNUTA	5001230306	10.	0.0060	5.6630	0.0034	0.0034	0.340
SYLLIS FERRUGINA	5001230307	130.	0.0778	48.3976	0.0290	0.0463	1.987
TRYPANOSYLLIS	50012304	1.	0.0006	0.6931	0.0004	0.0003	0.056
TYPOSYLLIS VARIEGATA	5001230512	1.	0.0006	0.6931	0.0004	0.0003	0.056
EUSYLLIS BLOMSTRANDI	5001230602	1.	0.0006	0.6931	0.0004	0.0003	0.056
EXOgone	50012307	121.	0.0724	49.7108	0.0297	0.0421	2.385
EXOgone DISPAR	5001230701	151.	0.0904	76.4277	0.0457	0.0508	4.372
EXOgone GEMMIFERA	5001230702	18.	0.0108	9.5342	0.0057	0.0062	0.567
EXOgone VERUGERA	5001230706	8.	0.0048	5.5452	0.0033	0.0023	0.454
SPHAEROSYLLIS FORTUITA	5001230813	51.	0.0305	21.3174	0.0128	0.0179	1.022
SPHAEROSYLLIS SUBLAEVIS	5001230814	1829.	1.0946	186.3304	0.1115	0.3362	4.713
BRANIA FURCELLIGERA	5001230905	73.	0.0437	28.5124	0.0171	0.0257	1.249
LANGERHANSIA ANOPS	5001231004	12.	0.0072	7.7424	0.0046	0.0037	0.567
ODONTOSYLLIS LONGISETA	5001231306	3.	0.0018	1.7918	0.0011	0.0010	0.113
EURYSYLLIS	50012328	9.	0.0054	4.5643	0.0027	0.0031	0.283
NEREIDAE	500124	177.	0.1059	109.5852	0.0656	0.0525	7.722
CERATONEREIS IRRITABILIS	5001240103	176.	0.1053	57.5102	0.0344	0.0582	2.441
CERATONEREIS MIRABILIS	5001240105	9.	0.0054	5.9506	0.0036	0.0027	0.454

NAME	NODC CODE	SOUTH TEXAS BASELINE STUDY MACROFAUNA					PERCENT OCCURRENCE
		COUNT (c)	MEAN (c)	SUM (c')	MEAN (c')	VARIANCE (c')	
NEREIS	50012404	77.	0.0461	35.7458	0.0214	0.0270	1.873
NEREIS SUCCINEA	5001240410	22.	0.0132	11.1436	0.0067	0.0080	0.567
NEREIS FALSA	5001240414	8.	0.0048	4.2767	0.0026	0.0029	0.227
NEREIS LAMELLOSA	5001240416	105.	0.0628	47.3899	0.0284	0.0351	2.668
NEREIS RIISEI	5001240418	5.	0.0030	3.4657	0.0021	0.0014	0.283
CERATOCEPHALE OCULATA	5001240603	318.	0.1903	110.0560	0.0659	0.0957	5.508
WEBSTERINEREIS TRIDENTATA	5001241001	3.	0.0018	1.7918	0.0011	0.0010	0.113
NICON	50012413	1971.	1.1795	596.1403	0.3568	0.5225	23.736
NEPHTYIDAE	500125	404.	0.2418	195.5021	0.1170	0.1234	11.357
NEPHTYS	50012501	12.	0.0072	7.1670	0.0043	0.0040	0.454
NEPHTYS BUCERA	5001250114	146.	0.0874	41.6206	0.0249	0.0493	1.362
NEPHTYS INCISA	5001250115	2693.	1.6116	1041.4689	0.6233	0.5613	47.018
NEPHTYS MAGELLANICA	5001250116	34.	0.0203	15.8621	0.0095	0.0123	0.795
NEPHTYS PICTA	5001250117	115.	0.0688	54.7214	0.0327	0.0397	2.896
AGLAOPHAMUS	50012503	19.	0.0114	8.7439	0.0052	0.0065	0.511
AGLAOPHAMUS VERRILLI	5001250303	650.	0.3890	185.4334	0.1110	0.2049	6.530
AGLAOPHAMUS CIRCINATA	5001250304	639.	0.3824	232.4750	0.1391	0.1940	11.243
AGLAOPHAMUS INERMIS	5001250308	32.	0.0192	19.3560	0.0116	0.0101	1.362
INERMONEPHTYS	50012504	76.	0.0455	36.1476	0.0216	0.0241	2.214
EPHESIELLA MIXTA	5001260305	3.	0.0018	1.7918	0.0011	0.0010	0.113
SPHAERODORIDIUM CLAPAREDI	5001260401	7.	0.0042	4.8520	0.0029	0.0020	0.397
GLYCERA	50012701	68.	0.0407	39.2874	0.0235	0.0209	2.782
GLYCERA CAPITATA	5001270101	136.	0.0814	74.5620	0.0446	0.0450	4.542
GLYCERA TESSELLATA	5001270103	349.	0.2089	173.2635	0.1037	0.1086	10.278
GLYCERA AMERICANA	5001270104	119.	0.0712	68.5072	0.0410	0.0387	4.315
GLYCERA PAPILLOSA	5001270107	23.	0.0138	14.5040	0.0087	0.0073	1.022
GLYCERA OXYCEPHALA	5001270108	2.	0.0012	1.3863	0.0008	0.0006	0.113
GONIADIDAE	500128	50.	0.0299	30.7183	0.0184	0.0155	2.214
GLYCIDAE	50012801	1.	0.0006	0.6931	0.0004	0.0003	0.056
GLYCIDAE SOLITARIA	5001280104	3.	0.0018	2.0794	0.0012	0.0009	0.170
GLYCIDAE NORDMANNI	5001280106	18.	0.0108	10.7381	0.0064	0.0058	0.738
GONIADA	50012802	1.	0.0006	0.6931	0.0004	0.0003	0.056
GONIADA MACULATA	5001280202	42.	0.0251	27.3861	0.0164	0.0127	2.044
GONIADA NORVEGICA	5001280204	88.	0.0527	48.1816	0.0288	0.0284	3.123
GONIADA LITTOREA	5001280205	86.	0.0515	36.2351	0.0217	0.0301	1.760
GONIADA TERES	5001280206	44.	0.0263	29.9231	0.0179	0.0126	2.385

SOUTH TEXAS BASELINE STUDY MACROFAUNA							
NAME	NODC CODE	COUNT (c)	MEAN (c)	SUM (c')	MEAN (c')	VARIANCE (c')	PERCENT OCCURRENCE
GONIADELLA GRACILIS	5001280301	1.	0.0006	0.6931	0.0004	0.0003	0.056
OPHIOGLYCERA	50012804	9.	0.0054	5.6630	0.0034	0.0029	0.397
OPHIOGLYCERA DISTORTA	5001280403	27.	0.0162	18.4273	0.0110	0.0078	1.476
GONIADIDES CAROLINAE	5001280501	17.	0.0102	7.2724	0.0044	0.0062	0.340
PROGONIADA	50012806	2.	0.0012	1.0986	0.0007	0.0007	0.056
ONUPHIDAE	500129	319.	0.1909	172.6557	0.1033	0.0958	11.073
ONUPHIS	50012901	313.	0.1873	194.4267	0.1164	0.0864	13.855
ONUPHIS EREMITA	5001290107	41.	0.0245	24.5490	0.0147	0.0133	1.646
[USE 5001291401]	5001290112	45.	0.0269	27.2526	0.0163	0.0141	1.930
ONUPHIS PERUANA	5001290118	13.	0.0078	8.7232	0.0052	0.0039	0.681
DIOPATRA	50012902	44.	0.0263	19.3560	0.0116	0.0142	1.135
DIOPATRA CUPREA	5001290201	550.	0.3291	233.2790	0.1396	0.1728	11.868
DIOPATRA TRIDENTATA	5001290203	61.	0.0365	34.9304	0.0209	0.0197	2.328
DIOPATRA NEOTRIDENS	5001290205	77.	0.0461	42.5595	0.0255	0.0255	2.668
DIOPATRA PAPILLATA	5001290206	11.	0.0066	5.3753	0.0032	0.0039	0.283
EPIDIOPATRA	50012906	16.	0.0096	7.8966	0.0047	0.0056	0.454
EUNICIDAE	500130	11.	0.0066	7.3369	0.0044	0.0033	0.567
EUNICE	50013001	5.	0.0030	3.4657	0.0021	0.0014	0.283
EUNICE VITTATA	5001300106	8.	0.0048	4.8520	0.0029	0.0026	0.340
EUNICE CARIBOEA	5001300117	2.	0.0012	1.3863	0.0008	0.0006	0.113
EUNICE RUBRA	5001300119	15.	0.0090	6.6438	0.0040	0.0053	0.340
MARPHYSA	50013002	63.	0.0377	39.9805	0.0239	0.0193	2.896
MARPHYSA SANGUINEA	5001300201	23.	0.0138	14.7917	0.0089	0.0071	1.078
MARPHYSA DEPRESSA	5001300206	1.	0.0006	0.6931	0.0004	0.0003	0.056
LYSIDICE NINETTA	5001300301	6.	0.0036	4.1589	0.0025	0.0017	0.340
NEMATONEREIS	50013005	1.	0.0006	0.6931	0.0004	0.0003	0.056
NEMATONEREIS UNICORNIS	5001300501	7.	0.0042	4.5643	0.0027	0.0022	0.340
LUMBRINERIDAE	500131	22.	0.0132	10.9205	0.0065	0.0077	0.624
LUMBRINERIS	50013101	92.	0.0551	51.0234	0.0305	0.0306	3.180
LUMBRINERIS FRAGILIS	5001310102	10.	0.0060	4.6821	0.0028	0.0036	0.227
LUMBRINERIS LATREILLI	5001310104	16.	0.0096	9.5342	0.0057	0.0053	0.624
LUMBRINERIS TENUIS	5001310113	856.	0.5123	340.5257	0.2038	0.2470	17.433
LUMBRINERIS PARVAPEDATA	5001310119	9185.	5.4967	1272.2617	0.7614	1.3270	42.703
LUMBRINERIS ALBIDENTATA	5001310122	106.	0.0634	61.7853	0.0370	0.0337	4.145
LUMBRINERIS JANUARI	5001310126	83.	0.0497	36.9498	0.0221	0.0281	1.930
LUMBRINERIS MAGALHAENSIS	5001310143	36.	0.0215	18.4805	0.0111	0.0127	1.022

NAME	NODC CODE	SOUTH TEXAS BASELINE STUDY MACROFAUNA					PERCENT OCCURRENCE
		COUNT (c)	MEAN (c)	SUM (c')	MEAN (c')	VARIANCE (c')	
NINOE NIGRIPES	5001310204	592.	0.3543	346.2872	0.2072	0.1489	23.850
ARABELLIDAE	500133	28.	0.0168	10.2681	0.0061	0.0098	0.454
DRILONEREIS	50013301	1.	0.0006	0.6931	0.0004	0.0003	0.056
DRILONEREIS FILUM	5001330101	6.	0.0036	2.9957	0.0018	0.0021	0.170
DRILONEREIS MAGNA	5001330105	213.	0.1275	138.1333	0.0827	0.0590	10.335
ARABELLA IRICOLOR	5001330201	25.	0.0150	17.3287	0.0104	0.0071	1.419
ARABELLA MUTANS	5001330202	10.	0.0060	6.9315	0.0041	0.0029	0.567
NOTOCIRRUS	50013303	1.	0.0006	0.6931	0.0004	0.0003	0.056
NOTOCIRRUS SPINIFERUS	5001330301	5.	0.0030	3.4657	0.0021	0.0014	0.283
DORVILLEIDAE	500136	6.	0.0036	4.1589	0.0025	0.0017	0.340
DORVILLEA	50013601	4.	0.0024	2.7726	0.0017	0.0011	0.227
SCHISTOMERINGOS	50013605	27.	0.0162	13.6285	0.0082	0.0094	0.795
SCHISTOMERINGOS RUDOLPHI	5001360504	115.	0.0688	64.4525	0.0386	0.0369	4.202
SCHISTOMERINGOS CAECA	5001360505	3.	0.0018	2.0794	0.0012	0.0009	0.170
MEIODORVILLEA	50013606	16.	0.0096	9.6395	0.0058	0.0051	0.681
ORBINIIDAE	500140	18.	0.0108	11.3135	0.0068	0.0055	0.851
HAPLOSCOLOPLOS	50014001	1.	0.0006	0.6931	0.0004	0.0003	0.056
HAPLOSCOLOPLOS FOLIOSUS	5001400103	79.	0.0473	37.5106	0.0224	0.0264	2.214
SCOLOPLOS	50014003	16.	0.0096	4.0943	0.0025	0.0050	0.170
SCOLOPLOS RUBRA	5001400307	164.	0.0981	90.9643	0.0544	0.0539	5.451
SCOLOPLOS CAPENSIS	5001400308	68.	0.0407	14.1085	0.0084	0.0191	0.511
SCOLOPLOS TEXANA	5001400309	3.	0.0018	2.0794	0.0012	0.0009	0.170
SCOLOPLOS ACMECEPS	5001400311	3.	0.0018	2.0794	0.0012	0.0009	0.170
PHYLO FELIX	5001400401	2.	0.0012	1.3863	0.0008	0.0006	0.113
ORBINIA AMERICANA	5001400505	4.	0.0024	2.7726	0.0017	0.0011	0.227
CALIFIA CALIDA	5001400902	16.	0.0096	10.5150	0.0063	0.0049	0.795
PARAONIDAE	500141	712.	0.4261	285.7508	0.1710	0.2002	15.729
AEDICIRA	50014101	3.	0.0018	2.0794	0.0012	0.0009	0.170
AEDICIRA BELGICAE	5001410102	494.	0.2956	257.1881	0.1539	0.1417	16.127
ARICIDEA	50014102	12.	0.0072	6.6438	0.0040	0.0042	0.397
ARICIDEA USCHAKOWI	5001410202	5.	0.0030	3.4657	0.0021	0.0014	0.283
ARICIDEA JEFFREYSI	5001410204	1093.	0.6541	383.2174	0.2293	0.3091	17.603
ARICIDEA WASSI	5001410206	263.	0.1574	130.4799	0.0781	0.0849	7.495
ARICIDEA NEOSUECICA	5001410210	56.	0.0335	34.4229	0.0206	0.0173	2.498
ARICIDEA FRAGILIS	5001410214	115.	0.0688	62.9327	0.0377	0.0383	3.804
ARICIDEA TAYLORI	5001410222	1040.	0.6224	266.8549	0.1597	0.2946	9.880

NAME	NODC CODE	SOUTH TEXAS BASELINE STUDY MACROFAUNA					PERCENT OCCURRENCE
		COUNT (c)	MEAN (c)	SUM (c')	MEAN (c')	VARIANCE (c')	
[USE 5001410905]	5001410225	2.	0.0012	1.3863	0.0008	0.0006	0.113
ARICIDEA LONGBRANCHIATA	5001410226	3.	0.0018	1.3863	0.0008	0.0012	0.056
ARICIDEA TRILOBATA	5001410228	1.	0.0006	0.6931	0.0004	0.0003	0.056
PARAONIS	50014103	1246.	0.7457	484.9639	0.2902	0.3425	23.168
PARAONIDES LYRA	5001410402	2138.	1.2795	449.4809	0.2690	0.4764	18.341
CIRROPHORUS LYRIFORMIS	5001410601	263.	0.1574	157.2822	0.0941	0.0775	10.619
CIRROPHORUS BRANCHIATUS	5001410605	47.	0.0281	28.9955	0.0174	0.0148	2.044
TAUBERIA GRACILIS	5001410801	3183.	1.9048	1255.8843	0.7516	0.5658	56.445
APISTOBRANCHUS TYPICUS	5001420103	6.	0.0036	3.8712	0.0023	0.0019	0.283
SPIONIDAE	500143	1931.	1.1556	682.9075	0.4087	0.4742	31.516
LAONICE CIRRATA	5001430201	485.	0.2902	139.2084	0.0833	0.1486	5.621
POLYDORA	50014304	22.	0.0132	13.8629	0.0083	0.0068	1.022
POLYDORA SOCIALIS	5001430402	27.	0.0162	15.0024	0.0090	0.0091	0.965
POLYDORA CAULLERYI	5001430404	3.	0.0018	2.0794	0.0012	0.0009	0.170
POLYDORA LIGNI	5001430411	24.	0.0144	14.3862	0.0086	0.0078	0.965
POLYDORA CONCHARUM	5001430414	12.	0.0072	7.3369	0.0044	0.0039	0.511
POLYDORA AGGREGATA	5001430438	9.	0.0054	5.0752	0.0030	0.0030	0.340
POLYDORA HARTMANAE	5001430439	37.	0.0221	21.9463	0.0131	0.0120	1.476
PRIONOSPPIO	50014305	1147.	0.6864	397.3447	0.2378	0.3199	18.341
PRIONOSPPIO HETEROBRANCHIA	5001430503	7.	0.0042	4.1589	0.0025	0.0023	0.283
PRIONOSPPIO STEENSTRUPI	5001430506	827.	0.4949	170.3300	0.1019	0.2217	5.905
[USE 5001433602]	5001430508	10.	0.0060	2.9957	0.0018	0.0035	0.113
PRIONOSPPIO CRISTATA	5001430510	1568.	0.9384	247.1027	0.1479	0.3185	8.631
[USE 5001433501]	5001430511	382.	0.2286	101.5238	0.0608	0.1149	3.861
SPIO	50014307	1.	0.0006	0.6931	0.0004	0.0003	0.056
SPIO PETTIBONEAE	5001430706	7.	0.0042	4.8520	0.0029	0.0020	0.397
SPIOPHANES	50014310	328.	0.1963	168.4225	0.1008	0.1033	9.824
SPIOPHANES BOMBYX	5001431001	1607.	0.9617	223.8447	0.1340	0.3436	6.587
SPIOPHANES KROYERI	5001431002	11.	0.0066	6.6438	0.0040	0.0036	0.454
SPIOPHANES WIGLEYI	5001431005	212.	0.1269	94.1253	0.0563	0.0696	5.224
SPIOPHANES LONGICIRRUS	5001431007	352.	0.2107	155.7540	0.0932	0.1084	8.858
MALACOCEROS	50014314	42.	0.0251	28.2491	0.0169	0.0122	2.214
MALACOCEROS INDICUS	5001431402	61.	0.0365	36.8025	0.0220	0.0190	2.612
MALACOCEROS VANDERHORSTI	5001431405	49.	0.0293	30.9696	0.0185	0.0152	2.214
PARAPRIONOSPPIO PINNATA	5001431701	10988.	6.5757	1934.2665	1.1576	1.3463	62.578
SCOLELEPIS	50014320	3.	0.0018	1.7918	0.0011	0.0010	0.113

NAME	NODC CODE	SOUTH TEXAS BASELINE STUDY MACROFAUNA					PERCENT OCCURRENCE
		COUNT (c)	MEAN (c)	SUM (c')	MEAN (c')	VARIANCE (c')	
SCOLELEPIS TEXANA	5001432006	55.	0.0329	36.1614	0.0216	0.0162	2.782
MICROSPIO PIGMENTATA	5001432301	42.	0.0251	24.6135	0.0147	0.0137	1.646
MAGELONIDAE	500144	1.	0.0006	0.6931	0.0004	0.0003	0.056
MAGELONA	50014401	72.	0.0431	36.1752	0.0216	0.0247	2.101
MAGELONA ROSEA	5001440104	829.	0.4961	418.7762	0.2506	0.2296	23.452
MAGELONA LONGICORNIS	5001440105	1504.	0.9001	686.5895	0.4109	0.3192	38.273
MAGELONA PETTIBONEAE	5001440106	1506.	0.9013	326.6247	0.1955	0.4154	9.369
MAGELONA PHYLLISAE	5001440109	17558.	10.5075	934.7449	0.5594	1.8717	17.717
[USE 5001450203]	5001450102	1.	0.0006	0.6931	0.0004	0.0003	0.056
POECILOCHAETUS JOHNSONI	5001460101	99.	0.0592	60.7636	0.0364	0.0306	4.258
HETEROSPPIO LONGISSIMA	5001470101	66.	0.0395	43.1586	0.0258	0.0196	3.236
CHAETOPTERIDAE	500149	26.	0.0156	16.7533	0.0100	0.0080	1.249
CHAETOPTERUS VARIOPEDATUS	5001490101	2.	0.0012	1.0986	0.0007	0.0007	0.056
PHYLLOCHAETOPTERUS	50014902	3.	0.0018	2.0794	0.0012	0.0009	0.170
SPIOCHAETOPTERUS	50014903	1.	0.0006	0.6931	0.0004	0.0003	0.056
SPIOCHAETOPTERUS COSTARUM	5001490302	409.	0.2448	171.8336	0.1028	0.1258	9.483
MESOCHAETOPTERUS TAYLORI	5001490401	5.	0.0030	3.4657	0.0021	0.0014	0.283
CIRRATULIDAE	500150	228.	0.1364	125.5020	0.0751	0.0697	8.234
CIRRATULUS FILIFORMIS	5001500106	2.	0.0012	1.3863	0.0008	0.0006	0.113
CAULLERIELLA	50015002	76.	0.0455	41.3795	0.0248	0.0250	2.668
CAULLERIELLA CAPENSIS	5001500207	13.	0.0078	6.8669	0.0041	0.0046	0.397
THARYX	50015003	27.	0.0162	12.0191	0.0072	0.0090	0.681
THARYX ANNULOSUS	5001500306	1581.	0.9461	343.7398	0.2057	0.3776	13.685
THARYX MARIONI	5001500307	1677.	1.0036	659.8656	0.3949	0.4018	33.390
THARYX DORSOBRANCHIALIS	5001500310	46.	0.0275	19.1298	0.0114	0.0158	0.965
THARYX FILIBRANCHIA	5001500311	19.	0.0114	12.1890	0.0073	0.0058	0.908
CHAETOZONE SETOSA	5001500401	67.	0.0401	36.9735	0.0221	0.0221	2.328
CHAETOZONE GAYHEADIA	5001500403	51.	0.0305	28.4441	0.0170	0.0167	1.873
CIRRIFORMIA	50015006	3.	0.0018	2.0794	0.0012	0.0009	0.170
CIRRIFORMIA FILIGERA	5001500603	3.	0.0018	2.0794	0.0012	0.0009	0.170
ACROCIRRIDAE	500151	4.	0.0024	2.7726	0.0017	0.0011	0.227
COSSURA DELTA	5001520103	2365.	1.4153	1140.4078	0.6825	0.3707	60.704
FLABELLIGERIDAE	500154	11.	0.0066	7.3369	0.0044	0.0033	0.567
BRADA	50015401	21.	0.0126	12.8176	0.0077	0.0067	0.908
PHERUSA	50015403	3.	0.0018	1.3863	0.0008	0.0012	0.056
DIPLOCIRRUS	50015404	7.	0.0042	4.2767	0.0026	0.0023	0.283

NAME	NODC CODE	SOUTH TEXAS BASELINE STUDY MACROFAUNA					PERCENT OCCURRENCE
		COUNT (c)	MEAN (c)	SUM (c')	MEAN (c')	VARIANCE (c')	
PIROMIS ERUCA	5001540501	48.	0.0287	13.7057	0.0082	0.0142	0.681
PIROMIS ARENOSUS	5001540503	14.	0.0084	7.3902	0.0044	0.0050	0.397
SCALIBREGMIDAE	500157	1.	0.0006	0.6931	0.0004	0.0003	0.056
OPHELIDAE	500158	37.	0.0221	22.9271	0.0137	0.0116	1.646
ARMANDIA AGILIS	5001580203	197.	0.1179	43.6788	0.0261	0.0541	1.646
ARMANDIA MACULATA	5001580204	621.	0.3716	342.4522	0.2049	0.1693	21.294
STERNASPIS SCUTATA	5001590101	240.	0.1436	150.6235	0.0901	0.0684	10.732
CAPITELLIDAE	500160	166.	0.0993	98.3092	0.0588	0.0515	6.530
CAPITELLA CAPITATA	5001600101	17.	0.0102	10.9205	0.0065	0.0053	0.795
NOTOMASTUS	50016003	5.	0.0030	3.4657	0.0021	0.0014	0.283
NOTOMASTUS LATERICEUS	5001600306	1519.	0.9090	639.9623	0.3830	0.3866	31.913
NOTOMASTUS HEMIPODUS	5001600307	135.	0.0808	68.2118	0.0408	0.0462	3.804
NOTOMASTUS LOBATUS	5001600308	12.	0.0072	8.3178	0.0050	0.0034	0.681
NOTOMASTUS AMERICANUS	5001600310	154.	0.0922	85.5625	0.0512	0.0485	5.565
MEDIOMASTUS CALIFORNIENSI	5001600402	7424.	4.4428	1291.7518	0.7730	1.2065	41.851
LEIOCAPITELLA GLABRA	5001600801	7.	0.0042	4.8520	0.0029	0.0020	0.397
DASYBRANCHUS	50016009	5.	0.0030	3.4657	0.0021	0.0014	0.283
LEIOCHRUS	50016019	3.	0.0018	1.7918	0.0011	0.0010	0.113
MALDANIDAE	500163	993.	0.5943	369.8761	0.2214	0.2861	17.433
ASYCHIS	50016301	1226.	0.7337	243.2944	0.1456	0.2815	9.369
ASYCHIS ELONGATA	5001630103	1595.	0.9545	186.0973	0.1114	0.2157	8.177
ASYCHIS CAROLINAE	5001630106	166.	0.0993	34.9008	0.0209	0.0369	1.703
CLYMENELLA TORQUATA	5001630202	721.	0.4315	162.4253	0.0972	0.1853	6.587
PETALOPROCTUS TERRICOLUS	5001630704	0.	0.0000	0.0000	0.0000	0.0000	0.000
PRAXILLELLA AFFINIS	5001630903	6.	0.0036	3.4657	0.0021	0.0020	0.227
EUCLYMENE	50016311	1.	0.0006	0.6931	0.0004	0.0003	0.056
EUCLYMENE LOMBRICOIDES	5001631107	1.	0.0006	0.6931	0.0004	0.0003	0.056
OWENIA FUSIFORMIS	5001640102	1107.	0.6625	210.1910	0.1258	0.2256	9.596
SABELLARIIDAE	500165	6.	0.0036	3.8712	0.0023	0.0019	0.283
IDANTHYRSUS	50016501	1.	0.0006	0.6931	0.0004	0.0003	0.056
SABELLARIA	50016502	1.	0.0006	0.6931	0.0004	0.0003	0.056
SABELLARIA VULGARIS	5001650202	6.	0.0036	3.4657	0.0021	0.0020	0.227
SABELLARIA FLORIDENSIS	5001650204	1.	0.0006	0.6931	0.0004	0.0003	0.056
SABELLARIA GRACILIS	5001650205	5.	0.0030	3.1781	0.0019	0.0016	0.227
LYGDAMIS MURATUS	5001650501	1.	0.0006	0.6931	0.0004	0.0003	0.056
PECTINARIIDAE	500166	1.	0.0006	0.6931	0.0004	0.0003	0.056

NAME	NODC CODE	SOUTH TEXAS BASELINE STUDY MACROFAUNA					PERCENT OCCURRENCE
		COUNT (c)	MEAN (c)	SUM (c')	MEAN (c')	VARIANCE (c')	
CISTENIDES REGALIS	5001660204	3.	0.0018	2.0794	0.0012	0.0009	0.170
PECTINARIA	50016603	9.	0.0054	6.2383	0.0037	0.0026	0.511
PECTINARIA GOULDI	5001660302	49.	0.0293	28.8902	0.0173	0.0161	1.873
AMPHARETIDAE	500167	309.	0.1849	162.5693	0.0973	0.0926	10.335
AMPHARETE	50016702	3.	0.0018	1.7918	0.0011	0.0010	0.113
AMPHARETE ACUTIFRONS	5001670208	270.	0.1616	130.0318	0.0778	0.0852	7.722
AMPHARETE AMERICANA	5001670211	150.	0.0898	77.8105	0.0466	0.0495	4.656
AMPHARETE PARVIDENTATA	5001670212	101.	0.0604	53.3772	0.0319	0.0332	3.293
AMPHICTEIS	50016703	13.	0.0078	7.8602	0.0047	0.0043	0.511
AMPHICTEIS GUNNERI	5001670303	52.	0.0311	34.8929	0.0209	0.0151	2.725
MELINNA MACULATA	5001670504	64.	0.0383	27.9502	0.0167	0.0222	1.476
MELINNA MONOCEROIDES	5001670508	9.	0.0054	3.9890	0.0024	0.0034	0.170
SAMYTHELLA ELIASONI	5001671502	56.	0.0335	33.4421	0.0200	0.0180	2.271
ISOLDA PULCHELLA	5001672101	363.	0.2172	91.6639	0.0549	0.1031	3.520
TEREBELLIDAE	500168	103.	0.0616	62.8023	0.0376	0.0316	4.429
PISTA	50016807	5.	0.0030	3.1781	0.0019	0.0016	0.227
PISTA CRISTATA	5001680701	79.	0.0473	43.3127	0.0259	0.0256	2.839
PISTA PALMATA	5001680707	14.	0.0084	5.4806	0.0033	0.0047	0.283
PISTA BREVI BRANCHIATA	5001680710	16.	0.0096	8.7765	0.0053	0.0056	0.511
PISTA QUADRILOBATA	5001680711	3.	0.0018	1.7918	0.0011	0.0010	0.113
POLYCIRRUS	50016808	52.	0.0311	22.6394	0.0135	0.0185	1.135
LOIMIA MEDUSA	5001682001	148.	0.0886	57.7255	0.0345	0.0514	2.612
AMAEANA	50016823	1.	0.0006	0.6931	0.0004	0.0003	0.056
AMAEANA TRILOBATA	5001682301	133.	0.0796	63.5180	0.0380	0.0441	3.634
AMAEANA ACCRAENSIS	5001682303	61.	0.0365	25.0704	0.0150	0.0213	1.249
STREBLOSOMA	50016825	1.	0.0006	0.6931	0.0004	0.0003	0.056
LANICE CONCHILEGA	5001682701	0.	0.0000	0.0000	0.0000	0.0000	0.000
TEREBELLIDES STROEMII	5001690101	390.	0.2334	197.0748	0.1179	0.1200	11.641
SABELLIDAE	500170	291.	0.1741	120.9952	0.0724	0.0869	7.041
CHONE	50017001	17.	0.0102	8.5897	0.0051	0.0058	0.511
CHONE MAGNA	5001700106	2.	0.0012	1.3863	0.0008	0.0006	0.113
CHONE AMERICANA	5001700107	33.	0.0197	18.4805	0.0111	0.0112	1.135
CHONE FILICAUDATA	5001700110	2.	0.0012	1.3863	0.0008	0.0006	0.113
EUCHONE ROSEA	5001700210	33.	0.0197	1.4354	0.0128	0.0101	1.590
MEGALOMMA BIOCULATA	5001700402	20.	0.0120	3.1698	0.0079	0.0060	1.022
MEGALOMMA LOBIFERUM	5001700403	2.	0.0012	1.3863	0.0008	0.0006	0.113

NAME	NODC CODE	SOUTH TEXAS BASELINE STUDY MACROFAUNA					PERCENT OCCURRENCE
		COUNT (c)	MEAN (c)	SUM (c')	MEAN (c')	VARIANCE (c')	
MEGALOMMA QUADRIOCULATUM	5001700405	35.	0.0209	21.8930	0.0131	0.0109	1.590
POTAMILLA NEGLECTA	5001700601	1.	0.0006	0.6931	0.0004	0.0003	0.056
[USE 5001700609]	5001700703	9.	0.0054	5.9506	0.0036	0.0027	0.454
FABRICIA	50017013	37.	0.0221	15.9799	0.0096	0.0132	0.795
LAONOME	50017014	1.	0.0006	0.6931	0.0004	0.0003	0.056
JASMINEIRA	50017017	3.	0.0018	2.0794	0.0012	0.0009	0.170
ORIOPSIS	50017020	1.	0.0006	0.6931	0.0004	0.0003	0.056
HYSICOMUS	50017023	1.	0.0006	0.6931	0.0004	0.0003	0.056
HYSICOMUS PHAEOTAENIA	5001702301	1.	0.0006	0.6931	0.0004	0.0003	0.056
SERPULIDAE	500173	66.	0.0395	33.7628	0.0202	0.0228	1.930
SERPULA VERMICULARIS	5001730401	80.	0.0479	39.4078	0.0236	0.0268	2.328
HYDROIDES	50017309	15.	0.0090	4.9698	0.0030	0.0050	0.227
HYDROIDES PROTULICOLA	5001730902	33.	0.0197	19.2382	0.0115	0.0110	1.249
HYDROIDES UNCINATA	5001730904	7.	0.0042	2.6391	0.0016	0.0026	0.113
FILOGRANA IMPLEXA	5001731001	5.	0.0030	3.4657	0.0021	0.0014	0.283
PROTULA TUBULARIA	5001731101	19.	0.0114	4.2767	0.0026	0.0056	0.170
POMATOCEROS AMERICANUS	5001731501	2.	0.0012	1.3863	0.0008	0.0006	0.113
[USE 5003]	5004	140.0	.0838	44.5780	0.0267	0.0444	1.987
PELOSCOLEX	50090202	2.	0.0012	1.3863	0.0008	0.0006	0.113
PELOSCOLEX APECTINATUS	5009020204	2.	0.0012	1.3863	0.0008	0.0006	0.113
GASTROPODA	51	2.	0.0012	1.3863	0.0008	0.0006	0.113
CYCLOSTREMA	51022203	1.	0.0006	0.6931	0.0004	0.0003	0.056
RISSOINA CANCELLATA	5103200505	224.	0.1341	75.7548	0.0453	0.0743	3.123
VITRINELLIDAE	510323	5.	0.0030	3.4657	0.0021	0.0014	0.283
VITRINELLA FLORIDANA	5103230205	394.	0.2358	158.9743	0.0951	0.1213	8.404
CYCLOSTREMISCUS	51032303	3.	0.0018	2.0794	0.0012	0.0009	0.170
SOLARIORBIS INFRACARINATA	5103230401	14.	0.0084	7.6246	0.0046	0.0049	0.454
TEINOSTOMA BISCAYNENSE	5103230502	46.	0.0275	13.4950	0.0081	0.0146	0.567
EPICYNIA INORNATA	5103230801	3.	0.0018	1.7918	0.0011	0.0010	0.113
PARVITURBOIDES INTERRUPTU	5103231101	1.	0.0006	0.6931	0.0004	0.0003	0.056
CAECUM PULCHELLUM	5103360301	207.	0.1239	24.3323	0.0146	0.0379	0.795
CAECUM GLABRUM	5103360302	5.	0.0030	2.7726	0.0017	0.0017	0.170
CAECUM IMBRICATUM	5103360303	16.	0.0096	7.4547	0.0045	0.0056	0.397
CERITHIELLA METULA	5103460701	55.	0.0329	25.2421	0.0151	0.0189	1.362
SEGUENZIA	51034901	6.	0.0036	4.1589	0.0025	0.0017	0.340
EPITONIIDAE	510350	27.	0.0162	16.3479	0.0098	0.0087	1.135

NAME	NODC CODE	SOUTH TEXAS BASELINE STUDY MACROFAUNA					PERCENT OCCURRENCE
		COUNT (c)	MEAN (c)	SUM (c')	MEAN (c')	VARIANCE (c')	
EPITONIUM	51035001	1.	0.0006	0.6931	0.0004	0.0003	0.056
EPITONIUM MULTISTRIATUM	5103500107	14.	0.0084	7.3369	0.0044	0.0050	0.397
EPITONIUM NOVANGLIAE	5103500112	6.	0.0036	3.4657	0.0021	0.0020	0.227
ACLIS	51035201	82.	0.0491	29.3207	0.0175	0.0290	1.192
EULIMIDAE	510353	3.	0.0018	2.0794	0.0012	0.0009	0.170
MELANELLA CONOIDEA	5103530107	5.	0.0030	2.7726	0.0017	0.0017	0.170
MELANELLA ARCUATA	5103530108	3.	0.0018	2.0794	0.0012	0.0009	0.170
STROMBIFORMIS BIFASCIATUS	5103530205	29.	0.0174	15.4078	0.0092	0.0098	0.965
EULIMA	51035303	4.	0.0024	2.7726	0.0017	0.0011	0.227
EULIMA HEMPHILLII	5103530301	13.	0.0078	6.8669	0.0041	0.0046	0.397
NISO AEGLEES	5103530401	7.	0.0042	4.1589	0.0025	0.0023	0.283
CALYPTRAEA CENTRALIS	5103640102	19.	0.0114	11.2081	0.0067	0.0063	0.738
CREPIDULA FORNICATA	5103640204	7.	0.0042	3.1781	0.0019	0.0025	0.170
NATICIDAE	510376	36.	0.0215	23.5149	0.0141	0.0109	1.760
NATICA	51037602	210.	0.1257	116.6879	0.0698	0.0663	7.382
NATICA PUSILLA	5103760204	2.	0.0012	1.0986	0.0007	0.0007	0.056
NATICA CANRENA	5103760205	166.	0.0993	87.6607	0.0525	0.0534	5.394
NATICA MAROCHIENSIS	5103760208	4.	0.0024	2.7726	0.0017	0.0011	0.227
POLINICES DUPLICATUS	5103760407	9.	0.0054	6.2383	0.0037	0.0026	0.511
SINUM MACULATUM	5103760502	20.	0.0120	12.8821	0.0077	0.0061	0.965
SCONSIA STRIATA	5103770101	1.	0.0006	0.6931	0.0004	0.0003	0.056
DISTORSIO CLATHRATA	5103780301	1.	0.0006	0.6931	0.0004	0.0003	0.056
MUREX FULVESCENS	5105011001	1.	0.0006	0.6931	0.0004	0.0003	0.056
ANACHIS	51050303	53.	0.0317	28.4847	0.0170	0.0174	1.817
ANACHIS OBESA	5105030303	2.	0.0012	1.3863	0.0008	0.0006	0.113
NASSARINA GLYPTA	5105030601	1.	0.0006	0.6931	0.0004	0.0003	0.056
CANTHARUS CANCELLARIUS	5105040401	19.	0.0114	12.5944	0.0075	0.0057	0.965
NASSARIIDAE	510508	16.	0.0096	8.3710	0.0050	0.0057	0.454
NASSARIUS VIBEX	5105080102	18.	0.0108	6.1048	0.0037	0.0056	0.340
NASSARIUS ACUTUS	5105080106	21.	0.0126	12.0066	0.0072	0.0070	0.795
OLIVIDAE	510510	4.	0.0024	2.4849	0.0015	0.0013	0.170
OLIVELLA DEALBATA	5105100103	2.	0.0012	1.3863	0.0008	0.0006	0.113
OLIVA SAYANA	5105100201	6.	0.0036	4.1589	0.0025	0.0017	0.340
TURRIDAE	510602	5.	0.0030	3.4657	0.0021	0.0014	0.283
KURTZIELLA RUBELLA	5106021102	2.	0.0012	1.3863	0.0008	0.0006	0.113
POLYSTIRA ALBIDA	5106021202	2.	0.0012	1.3863	0.0008	0.0006	0.113

NAME	NODC CODE	SOUTH TEXAS BASELINE STUDY MACROFAUNA					PERCENT OCCURRENCE
		COUNT (c)	MEAN (c)	SUM (c')	MEAN (c')	VARIANCE (c')	
NANNODIELLA OXIA	5106021303	4.	0.0024	2.7726	0.0017	0.0011	0.227
TEREBRIDAE	510604	5.	0.0030	3.4657	0.0021	0.0014	0.283
TEREBRA PROTEXTA	5106040102	56.	0.0335	33.8600	0.0203	0.0180	2.271
PYRAMIDELLIDAE	510801	1.	0.0006	0.6931	0.0004	0.0003	0.056
ODOSTOMIA	51080101	4.	0.0024	2.7726	0.0017	0.0011	0.227
[USE 5108011403]	5108010135	3.	0.0018	2.0794	0.0012	0.0009	0.170
TURBONILLA	51080102	18.	0.0108	9.9760	0.0060	0.0058	0.681
TURBONILLA PORTORICANA	5108010212	30.	0.0180	17.6051	0.0105	0.0098	1.192
CEPHALASPIDEA	5110	1.	0.0006	0.6931	0.0004	0.0003	0.056
[USE 5110010403]	5110010101	6.	0.0036	3.8712	0.0023	0.0019	0.283
RINGICULA SEMISTRIATA	5110020101	14.	0.0084	9.7041	0.0058	0.0040	0.795
ACTEOCINA CANDEI	5110040104	68.	0.0407	27.4600	0.0164	0.0238	1.306
SCAPHANDER WATSONI	5110040303	3.	0.0018	2.0794	0.0012	0.0009	0.170
[USE 5110040121]	5110040401	95.	0.0569	25.3370	0.0152	0.0294	0.965
PHILINE SAGRA	5110050106	89.	0.0533	54.1311	0.0324	0.0276	3.804
HAMINOEA	51101201	2.	0.0012	1.3863	0.0008	0.0006	0.113
HAMINOEA SUCCINEA	5110120104	15.	0.0090	10.1095	0.0060	0.0044	0.795
RETUSIDAE	511013	1.	0.0006	0.6931	0.0004	0.0003	0.056
VOLVULELLA TEXASIANA	5110130201	325.	0.1945	187.3220	0.1121	0.0965	12.152
VOLVULELLA PERSIMILIS	5110130202	42.	0.0251	25.5943	0.0153	0.0134	1.760
PYRUNCULUS CAELATUS	5110130301	14.	0.0084	8.7232	0.0052	0.0044	0.624
APLYSIIDAE	512402	1.	0.0006	0.6931	0.0004	0.0003	0.056
ISSENA RAMOSA	5131020302	1.	0.0006	0.6931	0.0004	0.0003	0.056
DORIDELLA OBSCURA	5131070201	6.	0.0036	3.5835	0.0021	0.0020	0.227
CUTHONIDAE	514103	2.	0.0012	1.3863	0.0008	0.0006	0.113
PISEINOTECUS	51410702	2.	0.0012	1.3863	0.0008	0.0006	0.113
FACELINA	51420102	1.	0.0006	0.6931	0.0004	0.0003	0.056
ISCHNOCHITON PAPILLOSUS	5303020310	1.	0.0006	0.6931	0.0004	0.0003	0.056
PROCHAETODERMA	54020201	11.	0.0066	7.0493	0.0042	0.0034	0.511
BIVALVIA	55	0.	0.0000	0.0000	0.0000	0.0000	0.000
NUCULA PROXIMA	5502020204	164.	0.0981	75.2359	0.0450	0.0560	3.918
NUCULANIDAE	550204	1.	0.0006	0.6931	0.0004	0.0003	0.056
NUCULANA ACUTA	5502040204	277.	0.1658	145.5270	0.0871	0.0849	9.085
NUCULANA CONCENTRICA	5502040213	34.	0.0203	16.4419	0.0098	0.0120	0.908
NUCULANA AMIATA	5502040217	6.	0.0036	4.1589	0.0025	0.0017	0.340
YOLDIA SOLENOIDES	5502040514	24.	0.0144	15.3670	0.0092	0.0074	1.135

NAME	NODC CODE	SOUTH TEXAS BASELINE STUDY MACROFAUNA					PERCENT OCCURRENCE
		COUNT (c)	MEAN (c)	SUM (c')	MEAN (c')	VARIANCE (c')	
SOLEMYA	55040101	68.	0.0407	41.1969	0.0247	0.0217	2.782
ANADARA TRANSVERSA	5506010201	880.	0.5266	170.1968	0.1019	0.2226	5.905
ANADARA OVALIS	5506010202	5.	0.0030	2.8904	0.0017	0.0017	0.170
NOETIA PONDEROSA	5506010301	4.	0.0024	2.7726	0.0017	0.0011	0.227
ARCA ZEBRA	5506010401	1.	0.0006	0.6931	0.0004	0.0003	0.056
BARBATIA CANDIDA	5506010502	10.	0.0060	4.7875	0.0029	0.0037	0.227
MYTILIDAE (MOLLUSCA)	550701	21.	0.0126	9.4696	0.0057	0.0077	0.454
MUSCULUS LATERALIS	5507010413	4.	0.0024	2.4849	0.0015	0.0013	0.170
MODIOLUS AMERICANUS	5507010604	4.	0.0024	2.7726	0.0017	0.0011	0.227
AMYGDALUM PAPYRIUM	5507011001	172.	0.1029	85.5252	0.0512	0.0526	5.508
PINNIDAE	550702	19.	0.0114	11.4958	0.0069	0.0061	0.795
ATRINA SEMINUDA	5507020101	1.	0.0006	0.6931	0.0004	0.0003	0.056
PECTINIDAE	550905	11.	0.0066	6.1738	0.0037	0.0037	0.397
ANOMIA SIMPLEX	5509090202	2.	0.0012	1.3863	0.0008	0.0006	0.113
LIMA PELLUCIDA	5509100104	11.	0.0066	7.6246	0.0046	0.0031	0.624
PARVILUCINA MULTILINEATA	5515010102	181.	0.1083	65.4583	0.0392	0.0583	3.180
LUCINA	55150103	3.	0.0018	2.0794	0.0012	0.0009	0.170
LINGA AMIANTUS	5515010601	297.	0.1777	94.9983	0.0569	0.0911	4.202
THYASIRA	55150203	843.	0.5045	278.4661	0.1666	0.2543	11.754
THYASIRA PYGMAEA	5515020311	280.	0.1676	133.7380	0.0800	0.0915	7.382
DIPLODONTA	55150501	8.	0.0048	5.2575	0.0031	0.0024	0.397
DIPLODONTA SOROR	515050104	606.	0.3627	172.3137	0.1031	0.1782	6.871
LEPTONIDAE	551509	3.	0.0018	1.7918	0.0011	0.0010	0.113
LEPTON	55150902	9.	0.0054	4.0254	0.0024	0.0031	0.227
PYTHINELLA CUNEATA	5515090301	2.	0.0012	1.3863	0.0008	0.0006	0.113
MYSELLA PLANATA	5515100104	2.	0.0012	1.3863	0.0008	0.0006	0.113
ALIGENA TEXASIANA	5515100601	43.	0.0257	19.0934	0.0114	0.0155	0.908
CYCLOCARDIA ARMILLA	5515170109	38.	0.0227	21.8817	0.0131	0.0126	1.419
CRASSINELLA LUNULATA	5515200102	9.	0.0054	6.2383	0.0037	0.0026	0.511
CRASSINELLA MARTINICENSIS	5515200103	49.	0.0293	24.2796	0.0145	0.0166	1.419
NEMOCARDIUM TINCTUM	5515220303	1.	0.0006	0.6931	0.0004	0.0003	0.056
NEMOCARDIUM TRANSVERSUM	5515220304	1.	0.0006	0.6931	0.0004	0.0003	0.056
[USE 5515220302]	5515220501	1.	0.0006	0.6931	0.0004	0.0003	0.056
TRACHYCARDIUM MURICATUM	5515220701	37.	0.0221	14.2879	0.0086	0.0131	0.624
MULINIA LATERALIS	5515250301	5.	0.0030	3.1781	0.0019	0.0016	0.227
SOLENI VIRIDIS	5515290202	21.	0.0126	13.4054	0.0080	0.0066	0.965

NAME	NODC CODE	SOUTH TEXAS BASELINE STUDY MACROFAUNA					PERCENT OCCURRENCE
		COUNT (c)	MEAN (c)	SUM (c')	MEAN (c')	VARIANCE (c')	
TELLINIDAE	551531	170.	0.1017	68.8181	0.0412	0.0557	3.577
MACOMA TENTA	5515310120	22.	0.0132	14.9616	0.0090	0.0064	1.192
MACOMA PULLEYI	5515310123	30.	0.0180	18.6629	0.0112	0.0095	1.306
TELLINA AEQUISTRIATA	5515310206	11.	0.0066	6.4615	0.0039	0.0035	0.454
TELLINA VERSICOLOR	5515310209	2035.	1.2178	267.5234	0.1601	0.3474	9.710
TELLINA SQUAMIFERA	5515310213	1.	0.0006	0.6931	0.0004	0.0003	0.056
SANGUINOLARIA SANGUINOLEN	5515330401	122.	0.0730	29.3924	0.0176	0.0305	1.419
SEMELE BELLASTRIATA	5515350102	1.	0.0006	0.6931	0.0004	0.0003	0.056
ABRA AEQUALIS	5515350201	3157.	1.8893	367.0813	0.2197	0.4886	13.287
VENERIDAE	551547	240.	0.1436	84.5264	0.0506	0.0769	3.861
DOSINIA ELEGANS	5515470902	38.	0.0227	9.9396	0.0059	0.0104	0.511
MERCENARIA CAMPECHIENSIS	5515471102	7.	0.0042	4.5643	0.0027	0.0022	0.340
PITAR CORDATUS	5515471202	2054.	1.2292	519.6052	0.3110	0.4919	20.442
CHIONE	55154715	2.	0.0012	1.3863	0.0008	0.0006	0.113
CHIONE CLENCHI	5515471501	6.	0.0036	4.1589	0.0025	0.0017	0.340
CHIONE GRUS	5515471502	1.	0.0006	0.6931	0.0004	0.0003	0.056
GOULDIA CERINA	5515471601	11.	0.0066	5.9506	0.0036	0.0039	0.340
ANOMALOCARDIA AUBERIANA	5515472301	7.	0.0042	4.5643	0.0027	0.0022	0.340
CHAMA MACEROPHYLLA	5515510101	1.	0.0006	0.6931	0.0004	0.0003	0.056
ARCINELLA CORNUTA	5515510201	2.	0.0012	1.3863	0.0008	0.0006	0.113
CORBULA CONTRACTA	5517020201	122.	0.0730	36.6088	0.0219	0.0395	1.476
CORBULA SWIFTIANA	5517020205	1743.	1.0431	557.0079	0.3333	0.4553	23.963
CORBULA CARIBAEA	5517020206	1.	0.0006	0.6931	0.0004	0.0003	0.056
CORBULA CYMELLA	5517020208	5.	0.0030	3.4657	0.0021	0.0014	0.283
VARICORBULA OPERCULATA	5517020301	108.	0.0646	32.7129	0.0196	0.0346	1.419
PANDORA	55200201	3.	0.0018	2.0794	0.0012	0.0009	0.170
LYONSIA HYALINA	5520050206	49.	0.0293	27.2038	0.0163	0.0161	1.760
PERIPLOMA MARGARITACEUM	5520070106	9.	0.0054	5.0876	0.0030	0.0032	0.283
PERIPLOMA ORBICULARE	5520070109	14.	0.0084	8.7232	0.0052	0.0044	0.624
POROMYA ROSTRATA	5520090105	1.	0.0006	0.6931	0.0004	0.0003	0.056
CUSPIDARIIDAE	552010	1.	0.0006	0.6931	0.0004	0.0003	0.056
CUSPIDARIA MEDIA	5520100204	20.	0.0120	13.5753	0.0081	0.0058	1.078
VERTICORDIA ORNATA	5520110301	8.	0.0048	5.5452	0.0033	0.0023	0.454
VERTICORDIA FISCHERIANA	5520110303	7.	0.0042	4.5643	0.0027	0.0022	0.340
SCAPHOPODA	56	1.	0.0006	0.6931	0.0004	0.0003	0.056
[USE 560101]	560001	3.	0.0018	2.0794	0.0012	0.0009	0.170

NAME	NODC CODE	SOUTH TEXAS BASELINE STUDY MACROFAUNA					PERCENT OCCURRENCE
		COUNT (c)	MEAN (c)	SUM (c')	MEAN (c')	VARIANCE (c')	
[USE 56010]	56000101	18.	0.0108	10.5150	0.0063	0.0058	0.738
[USE 5601010301]	5600010104	231.	0.1382	35.1485	0.0210	0.0539	1.078
[USE 5601010105]	5600010107	21.	0.0126	12.8176	0.0077	0.0067	0.908
[USE 5601030201]	5600010120	341.	0.2041	171.1278	0.1024	0.1070	10.107
[USE 560203]	560002	2.	0.0012	1.0986	0.0007	0.0007	0.056
[USE 5602040110]	5600020110	59.	0.0353	29.7194	0.0178	0.0201	1.703
ACARINA	5922	1.	0.0006	0.6931	0.0004	0.0003	0.056
HALACARIDAE	593001	0.	0.0000	0.0000	0.0000	0.0000	0.000
PYCNOGONIDA	60	6.	0.0036	4.1589	0.0025	0.0017	0.340
ANOPLODACTYLUS PETIOLATUS	6001060206	35.	0.0209	22.9916	0.0138	0.0105	1.760
CRUSTACEA	61	0.	0.0000	0.0000	0.0000	0.0000	0.000
OSTRACODA	6110	153.	0.0916	92.9079	0.0556	0.0454	6.700
VARGULA	61110202	1.	0.0006	0.6931	0.0004	0.0003	0.056
SKOGSBERGIA LERNERI	6111020401	34.	0.0203	21.7231	0.0130	0.0105	1.590
ASTEROPELLA	61110302	11.	0.0066	6.9315	0.0041	0.0034	0.511
ASTEROPELLA MACLAUGHLINAE	6111030201	11.	0.0066	7.0493	0.0042	0.0034	0.511
ASTEROPTERON OCULITRISTIS	6111030301	39.	0.0233	21.0300	0.0126	0.0134	1.249
PARASTEROPE	61110305	75.	0.0449	45.1735	0.0270	0.0239	3.066
SARSIELLIDAE	611104	5.	0.0030	3.4657	0.0021	0.0014	0.283
SARSIELLA (OSTRACOD)	61110401	176.	0.1053	105.7264	0.0633	0.0534	7.211
SARSIELLA DISPARALIS	6111040106	14.	0.0084	9.7041	0.0058	0.0040	0.795
SARSIELLA SPINOSA	6111040108	2.	0.0012	1.3863	0.0008	0.0006	0.113
RUTIDERMA	61110601	289.	0.1730	118.2788	0.0708	0.0966	5.735
ALTERNOCHELATA	61110602	267.	0.1598	133.3395	0.0798	0.0880	7.382
HARBANSUS PAUCICHELATUS	6111070101	244.	0.1460	124.5043	0.0745	0.0781	7.439
PHILOMEDES	61110702	93.	0.0557	48.8511	0.0292	0.0310	2.952
PSEUDOPHILOMEDES	61110706	120.	0.0718	52.4299	0.0314	0.0420	2.555
PARAMEKODON	61110707	8.	0.0048	5.2575	0.0031	0.0024	0.397
TETRAGONODON	61110708	49.	0.0293	29.2956	0.0175	0.0157	1.987
POLYCOPE	61120101	3.	0.0018	2.0794	0.0012	0.0009	0.170
CYPRIS	61130303	1.	0.0006	0.6931	0.0004	0.0003	0.056
HARPACTICOIDA	6119	3.	0.0018	2.0794	0.0012	0.0009	0.170
ALTEUTHA DEPRESSA	6119110102	2.	0.0012	1.3863	0.0008	0.0006	0.113
HEMICYCLOPS SP.	61200601	67.	0.0401	34.3187	0.0205	0.0224	2.044
HALICYCLOPS	61200801	4.	0.0024	2.4849	0.0015	0.0013	0.170
LICHOMOLGIDAE	612016	1.	0.0006	0.6931	0.0004	0.0003	0.056

NAME	NODC CODE	SOUTH TEXAS BASELINE STUDY MACROFAUNA					PERCENT OCCURRENCE
		COUNT (c)	MEAN (c)	SUM (c')	MEAN (c')	VARIANCE (c')	
LEPADOMORPHA	6132	13.	0.0078	7.2724	0.0044	0.0044	0.454
LEPAS	61320503	1.	0.0006	0.6931	0.0004	0.0003	0.056
NEBALIA	61450101	3.	0.0018	2.0794	0.0012	0.0009	0.170
MYSIDAE	615301	1.	0.0006	0.6931	0.0004	0.0003	0.056
HETEROMYSIS	61530108	1.	0.0006	0.6931	0.0004	0.0003	0.056
MYSIDOPSIS BIGELOWI	6153012101	2.	0.0012	1.3863	0.0008	0.0006	0.113
MYSIDOPSIS FURCA	6153012105	1.	0.0006	0.6931	0.0004	0.0003	0.056
ERYTHROPS	61530123	1.	0.0006	0.6931	0.0004	0.0003	0.056
ANCHIALINA TYPICA	6153012801	2.	0.0012	1.3863	0.0008	0.0006	0.113
BRASILOMYSIS CASTROI	6153012901	1.	0.0006	0.6931	0.0004	0.0003	0.056
METAMYSIDOPSIS SWIFTI	6153031407	1.	0.0006	0.6931	0.0004	0.0003	0.056
CUMACEA	6154	120.	0.0718	77.0583	0.0461	0.0351	5.735
LEUCON	61540401	4.	0.0024	2.7726	0.0017	0.0011	0.227
EUDORELLA MONODON	6154040213	1064.	0.6367	447.0039	0.2675	0.3071	21.408
DIASTYLIS	61540501	8.	0.0048	5.2575	0.0031	0.0024	0.397
LEPTOSTYLIS	61540504	10.	0.0060	6.9315	0.0041	0.0029	0.567
OXYUROSTYLIS	61540508	216.	0.1293	91.3049	0.0546	0.0708	4.826
CUMELLA	61540801	8.	0.0048	3.8712	0.0023	0.0028	0.227
CYCLASPIS	61540902	14.	0.0084	8.4355	0.0050	0.0046	0.567
CYCLASPIS VARIANS	6154090202	101.	0.0604	44.3311	0.0265	0.0347	2.271
PSEUDOLEPTOCUMA	61540903	3.	0.0018	1.7918	0.0011	0.0010	0.113
VAUNTHOMPSONIA	61540904	8.	0.0048	5.2575	0.0031	0.0024	0.397
TANAIDACEA	6155	4.	0.0024	2.7726	0.0017	0.0011	0.227
APSEUDIDAE	615603	17.	0.0102	10.8027	0.0065	0.0053	0.795
APSEUDES	61560301	1473.	0.8815	339.8615	0.2034	0.3603	13.685
KALLIAPSEUDES	61560601	132.	0.0790	69.2243	0.0414	0.0439	4.145
TANAIDAE	615701	117.	0.0700	66.5399	0.0398	0.0361	4.542
ISOPODA	6158	4.	0.0024	2.1972	0.0013	0.0014	0.113
GNATHIA	61590101	342.	0.2047	110.3299	0.0660	0.0929	5.678
ANTHURIDAE	616001	40.	0.0239	24.2080	0.0145	0.0127	1.703
PTILANTHURA	61600103	4.	0.0024	2.1972	0.0013	0.0014	0.113
PTILANTHURA TRICARINA	6160010302	16.	0.0096	8.3178	0.0050	0.0052	0.567
APANTHURA MAGNIFICA	6160010401	197.	0.1179	77.9925	0.0467	0.0649	3.861
XENANTHURA BREVITELSON	6160010701	280.	0.1676	102.3212	0.0612	0.0897	5.053
HOROLOANTHURA IRPEX	6160011101	3.	0.0018	1.7918	0.0011	0.0010	0.113
HALIOPHASMA	61600116	13.	0.0078	7.7424	0.0046	0.0043	0.511

NAME	NODC CODE	SOUTH TEXAS BASELINE STUDY MACROFAUNA					PERCENT OCCURRENCE
		COUNT (c)	MEAN (c)	SUM (c')	MEAN (c')	VARIANCE (c')	
CIROLANA	61610101	27.	0.0162	5.2575	0.0031	0.0075	0.170
LIMNORIA	61610501	4.	0.0024	2.7726	0.0017	0.0011	0.227
ASTACILLA LAUFFI	6162010401	1.	0.0006	0.6931	0.0004	0.0003	0.056
MUNNA	61631201	157.	0.0940	54.9897	0.0329	0.0504	2.725
AMPHIPODA	6168	6.	0.0036	3.8712	0.0023	0.0019	0.283
PANOPLOEA	61690103	1.	0.0006	0.6931	0.0004	0.0003	0.056
AMPELISCA	61690201	758.	0.4536	299.7827	0.1794	0.2192	15.616
AMPELISCA ABDITA	6169020108	1192.	0.7133	480.0741	0.2873	0.3369	22.714
AMPELISCA VERRILLI	6169020110	1265.	0.7570	512.2383	0.3065	0.3340	25.212
AMPELISCA AGASSIZI	6169020111	3447.	2.0628	745.8374	0.4463	0.7112	28.904
AMPELISCA CRISTATA	6169020112	458.	0.2741	122.8018	0.0735	0.1286	5.110
BYBLIS AFFINIS	6169020204	103.	0.0616	63.3007	0.0379	0.0316	4.486
AMPHILOCHUS	61690302	46.	0.0275	24.4312	0.0146	0.0154	1.533
LEPTOCHEIRUS	61690607	70.	0.0419	35.6926	0.0214	0.0241	2.044
ARGISSA HAMATIPES	6169070101	9.	0.0054	5.2575	0.0031	0.0030	0.340
BATEA	61691001	59.	0.0353	23.5848	0.0141	0.0200	1.135
COROPHIIDAE	616915	54.	0.0323	27.9277	0.0167	0.0180	1.703
CERAPUS TUBULARIS	6169150102	22.	0.0132	9.6883	0.0058	0.0077	0.511
COROPHIUM	61691502	23.	0.0138	11.6544	0.0070	0.0082	0.624
COROPHIUM ACHERUSICUM	6169150201	374.	0.2238	86.3655	0.0517	0.0961	3.634
ERICTHONIUS BRASILIENSIS	6169150302	53.	0.0317	20.1010	0.0120	0.0179	0.965
UNCIOLA	61691507	1.	0.0006	0.6931	0.0004	0.0003	0.056
UNCIOLA SERRATA	6169150704	117.	0.0700	64.1615	0.0384	0.0381	4.031
EUSIRIDAE	616920	1.	0.0006	0.6931	0.0004	0.0003	0.056
ERIOPIA	61692104	52.	0.0311	32.2381	0.0193	0.0163	2.271
ERIOPIA INCISA	6169210402	83.	0.0497	33.6716	0.0202	0.0280	1.760
GAMMARUS MUCRONATUS	6169210709	1.	0.0006	0.6931	0.0004	0.0003	0.056
NETAMELITA BARNARDI	6169212301	112.	0.0670	31.6978	0.0190	0.0360	1.192
HYALE	61692402	467.	0.2795	199.2868	0.1193	0.1449	10.619
ISAEIDAE	616926	1.	0.0006	0.6931	0.0004	0.0003	0.056
PHOTIS	61692602	59.	0.0353	28.8950	0.0173	0.0208	1.533
PHOTIS MACROCOXA	6169260208	232.	0.1388	106.8120	0.0639	0.0791	5.394
LISTRIELLA	61693303	9.	0.0054	5.5452	0.0033	0.0029	0.397
LISTRIELLA BARNARDI	6169330301	251.	0.1502	124.2461	0.0744	0.0781	7.666
LISTRIELLA CLYMENELLAE	6169330302	3.	0.0018	2.0794	0.0012	0.0009	0.170
LYSIANASSIDAE	616934	10.	0.0060	5.9506	0.0036	0.0033	0.397

NAME	NODC CODE	SOUTH TEXAS BASELINE STUDY MACROFAUNA					PERCENT OCCURRENCE
		COUNT (c)	MEAN (c)	SUM (c')	MEAN (c')	VARIANCE (c')	
HIPPOMEDON SERRATUS	6169341408	64.	0.0383	39.4573	0.0236	0.0195	2.896
MONOCULODES	61693708	69.	0.0413	38.9873	0.0233	0.0225	2.555
SYNCHELIDIUM AMERICANUM	6169371401	172.	0.1029	92.5129	0.0554	0.0559	5.678
PARDALISCIDAE	616940	15.	0.0090	10.3972	0.0062	0.0043	0.851
HALICELLA	61694006	11.	0.0066	5.2983	0.0032	0.0040	0.283
PHOXOCEPHALIDAE	616942	12.	0.0072	5.1240	0.0031	0.0044	0.227
HARPINIA	61694201	1.	0.0006	0.6931	0.0004	0.0003	0.056
HETEROPHOXUS OCULATUS	6169420301	407.	0.2436	187.8188	0.1124	0.1297	10.221
METAPHOXUS FREQUENS	6169420601	33.	0.0197	20.9122	0.0125	0.0102	1.533
PARAPHOXUS	61694209	1.	0.0006	0.6931	0.0004	0.0003	0.056
PARAPHOXUS EPISTOMUS	6169420927	13.	0.0078	7.2724	0.0044	0.0044	0.454
PLATYISCHNOPUS	61694211	35.	0.0209	15.7880	0.0094	0.0116	0.908
STENOTHOIDAE	616948	1.	0.0006	0.6931	0.0004	0.0003	0.056
PARAMETOPELLA TEXENSIS	6169480703	30.	0.0180	17.9697	0.0108	0.0098	1.192
STENOTHOE	61694810	4.	0.0024	2.4849	0.0015	0.0013	0.170
BRUZELIA	61695001	1.	0.0006	0.6931	0.0004	0.0003	0.056
TIRON TROPAKIS	6169500505	10.	0.0060	4.0254	0.0024	0.0037	0.170
NEOMEGAMPHOPUS	61695501	82.	0.0491	33.9679	0.0203	0.0278	1.760
CAPRELLIDAE	617101	85.	0.0509	45.8002	0.0274	0.0272	3.009
PENAEIDAE	617701	2.	0.0012	1.3863	0.0008	0.0006	0.113
TRACHYPENAEUS	61770102	13.	0.0078	8.1479	0.0049	0.0042	0.567
TRACHYPENAEUS SIMILIS	6177010202	37.	0.0221	23.3971	0.0140	0.0115	1.703
METAPENAEOPSIS	61770103	1.	0.0006	0.6931	0.0004	0.0003	0.056
SICYONIA SP	61770104	1.	0.0006	0.6931	0.0004	0.0003	0.056
[USE 6177040102]	6177010402	20.	0.0120	13.5753	0.0081	0.0058	1.078
SOLENOCERA SP.	61770106	1.	0.0006	0.6931	0.0004	0.0003	0.056
[USE 6177030501]	6177010601	1.	0.0006	0.6931	0.0004	0.0003	0.056
[USE 6177030502]	6177010602	3.	0.0018	2.0794	0.0012	0.0009	0.170
ACETES AMERICANUS	6177020101	8.	0.0048	4.6821	0.0028	0.0027	0.283
CARIDEA	6179	26.	0.0156	17.1588	0.0103	0.0078	1.306
PASIPHAEIDAE	617905	3.	0.0018	1.7918	0.0011	0.0010	0.113
LEPTOCHELA SERRATORBITA	6179050201	23.	0.0138	15.6547	0.0094	0.0067	1.249
LEPTOCHELA BERMUDENSIS	6179050202	12.	0.0072	8.0301	0.0048	0.0036	0.624
PONTONIA	61791105	1.	0.0006	0.6931	0.0004	0.0003	0.056
ALPHEIDAE	617914	38.	0.0227	24.3134	0.0146	0.0116	1.817
ALPHEUS	61791401	55.	0.0329	37.8354	0.0226	0.0155	3.066

NAME	NODC CODE	SOUTH TEXAS BASELINE STUDY MACROFAUNA					PERCENT OCCURRENCE
		COUNT (c)	MEAN (c)	SUM (c')	MEAN (c')	VARIANCE (c')	
ALPHEUS FLORIDANUS	6179140103	35.	0.0209	23.6848	0.0142	0.0102	1.873
ALPHEUS AMBLYONYX	6179140104	43.	0.0257	29.2300	0.0175	0.0124	2.328
ALPHEUS MALLEATOR	6179140109	1.	0.0006	0.6931	0.0004	0.0003	0.056
AUTOMATE	61791403	69.	0.0413	41.1448	0.0246	0.0222	2.725
AUTOMATE EVERMANNI	6179140301	309.	0.1849	190.6437	0.1141	0.0849	13.742
SYNALPHEUS	61791406	3.	0.0018	2.0794	0.0012	0.0009	0.170
OGYRIDES LIMICOLA	6179150102	108.	0.0646	47.8578	0.0286	0.0378	2.385
LATREUTES FUCORUM	6179160601	5.	0.0030	2.3026	0.0014	0.0018	0.113
LATREUTES PARVULUS	6179160602	8.	0.0048	5.5452	0.0033	0.0023	0.454
TOZEUMA CORNUTUM	6179161203	1.	0.0006	0.6931	0.0004	0.0003	0.056
PROCESSIDAE	617917	22.	0.0132	14.9616	0.0090	0.0064	1.192
PROCESSA	61791701	11.	0.0066	7.3369	0.0044	0.0033	0.567
PROCESSA HEMPHILLI	6179170101	54.	0.0323	33.0774	0.0198	0.0168	2.385
STENOPUS SCUTELLATUS	6180010101	1.	0.0006	0.6931	0.0004	0.0003	0.056
ASTACOIDEA	6181	15.	0.0090	10.1095	0.0060	0.0044	0.795
AXIIDAE	6183	02	0.0006	0.6931	0.0004	0.0003	0.056
OXIOPSIS OXYPLEURA	6183020601	25.	0.0150	16.7533	0.0100	0.0074	1.306
[USE 6183170102]	6183040102	10.	0.0060	6.0684	0.0036	0.0033	0.397
CALLIANASSA	61830402	39.	0.0233	25.0711	0.0150	0.0119	1.873
CALLIANASSA ATLANTICA	6183040205	14.	0.0084	9.1287	0.0055	0.0043	0.681
CALLIANASSA LATISPINA	6183040206	51.	0.0305	35.0628	0.0210	0.0144	2.839
CALLIANASSA ACANTHOCHIRUS	6183040207	13.	0.0078	8.4355	0.0050	0.0040	0.624
CALLIANASSA BIFORMIS	6183040209	56.	0.0335	33.1668	0.0198	0.0183	2.157
CALLIANASSA MARGINATA	6183040212	15.	0.0090	8.2532	0.0049	0.0051	0.511
CTENOCHIELES	61830403	2.	0.0012	1.3863	0.0008	0.0006	0.113
PAGURIDAE	618306	68.	0.0407	37.1516	0.0222	0.0224	2.385
PAGURISTES SP.	61830601	2.	0.0012	1.3863	0.0008	0.0006	0.113
[USE 6183160104]	6183060104	6.	0.0036	3.5835	0.0021	0.0020	0.227
PAGURUS	61830602	13.	0.0078	6.2226	0.0037	0.0046	0.340
PAGURUS BULLISI	6183060235	10.	0.0060	5.3753	0.0032	0.0036	0.283
PHIMOCHEIRUS HOLTHUISI	6183061501	1.	0.0006	0.6931	0.0004	0.0003	0.056
MUNIDA	61831001	1.	0.0006	0.6931	0.0004	0.0003	0.056
MUNIDA FORCEPS	6183100105	1.	0.0006	0.6931	0.0004	0.0003	0.056
MUNIDA IRRASA	6183100108	1.	0.0006	0.6931	0.0004	0.0003	0.056
EUCERAMUS PRAELONGUS	6183120301	42.	0.0251	26.8628	0.0161	0.0128	1.987
POLYONYX GIBBESI	6183120401	2.	0.0012	1.3863	0.0008	0.0006	0.113

NAME	NODC CODE	SOUTH TEXAS BASELINE STUDY MACROFAUNA					PERCENT OCCURRENCE
		COUNT (c)	MEAN (c)	SUM (c')	MEAN (c')	VARIANCE (c')	
PORCELLANA SIGSBEIANA	6183120501	2.	0.0012	1.3863	0.0008	0.0006	0.113
ALBUNEA PARETII	6183130201	28.	0.0168	14.5040	0.0087	0.0099	0.795
ALBUNEA GIBBESI	6183130202	1.	0.0006	0.6931	0.0004	0.0003	0.056
CALAPPIDAE	618602	5.	0.0030	3.4657	0.0021	0.0014	0.283
OSACHILA	61860203	3.	0.0018	1.3863	0.0008	0.0012	0.056
OSACHILA TUBEROSA	6186020301	7.	0.0042	4.8520	0.0029	0.0020	0.397
ACANTHOCARPUS ALEXANDRI	6186020401	3.	0.0018	2.0794	0.0012	0.0009	0.170
PERSEPHONA	61860301	1.	0.0006	0.6931	0.0004	0.0003	0.056
PERSEPHONA CRINITA	6186030102	2.	0.0012	1.3863	0.0008	0.0006	0.113
PERSEPHONA MEDITERRANEA	6186030104	5.	0.0030	3.4657	0.0021	0.0014	0.283
MYROPSIS QUINQUESPINOSA	6186030201	1.	0.0006	0.6931	0.0004	0.0003	0.056
EBALIA STIMPSONI	6186030404	8.	0.0048	5.5452	0.0033	0.0023	0.454
RANINOIDES	61860402	2.	0.0012	1.3863	0.0008	0.0006	0.113
RANINOIDES LOUISIANENSIS	6186040201	6.	0.0036	4.1589	0.0025	0.0017	0.340
RANINOIDES LOEVIS	6186040202	4.	0.0024	2.7726	0.0017	0.0011	0.227
RANINOIDES LAMARCKI	6186040203	9.	0.0054	6.2383	0.0037	0.0026	0.511
OXYRHYNCHA	6187	2.	0.0012	1.3863	0.0008	0.0006	0.113
MAJIDAE	618701	6.	0.0036	4.1589	0.0025	0.0017	0.340
COLLODES	61870110	4.	0.0024	2.7726	0.0017	0.0011	0.227
HETEROCRYPTA GRANULATA	6187011201	7.	0.0042	4.8520	0.0029	0.0020	0.397
LEIOLAMBRUS NITIDUS	6187020201	9.	0.0054	5.9506	0.0036	0.0027	0.454
PORTUNIDAE	618901	6.	0.0036	4.1589	0.0025	0.0017	0.340
CALLINECTES SIMILIS	6189010302	2.	0.0012	1.3863	0.0008	0.0006	0.113
PORTUNUS GIBBESI	6189010601	1.	0.0006	0.6931	0.0004	0.0003	0.056
XANTHIDAE	618902	21.	0.0126	13.4054	0.0080	0.0066	0.965
HEXAPANOPEUS	61890206	29.	0.0174	11.6750	0.0070	0.0109	0.454
HEXAPANOPEUS ANGUSTIFRONS	6189020601	9.	0.0054	6.2383	0.0037	0.0026	0.511
PILUMNUS	61890214	1.	0.0006	0.6931	0.0004	0.0003	0.056
EUCRATODES AGASSIZII	6189021601	15.	0.0090	8.0709	0.0048	0.0051	0.511
GONEPLACIDAE	618905	195.	0.1167	117.1861	0.0701	0.0586	8.063
GONEPLAX	61890503	2.	0.0012	1.3863	0.0008	0.0006	0.113
SPEOCARCINUS	61890504	3.	0.0018	2.0794	0.0012	0.0009	0.170
SPEOCARCINUS LOBATUS	6189050401	53.	0.0317	34.3051	0.0205	0.0158	2.612
GLYPTOPLAX SMITHI	6189050601	45.	0.0269	14.0414	0.0084	0.0154	0.511
PSEUDORHOMBILIA QUADRIDEN	6189050701	1.	0.0006	0.6931	0.0004	0.0003	0.056
CHASMOCARCINUS	61890508	1.	0.0006	0.6931	0.0004	0.0003	0.056

NAME	NODC CODE	SOUTH TEXAS BASELINE STUDY MACROFAUNA					PERCENT OCCURRENCE
		COUNT (c)	MEAN (c)	SUM (c')	MEAN (c')	VARIANCE (c')	
CHASMOCARCINUS MISSISSIPP	6189050801	65.	0.0389	42.7407	0.0256	0.0190	3.293
THALASSOPLAX ANGUSTA	6189051501	2.	0.0012	1.3863	0.0008	0.0006	0.113
PINNOTHERIDAE	618906	276.	0.1652	150.5570	0.0901	0.0857	9.426
PINNIXA	61890604	3.	0.0018	2.0794	0.0012	0.0009	0.170
PINNIXA CHAETOPTERANA	6189060405	63.	0.0377	30.6050	0.0183	0.0221	1.646
PINNIXA RETINENS	6189060408	15.	0.0090	10.1095	0.0060	0.0044	0.795
PINNIXA SAYANA	6189060409	4.	0.0024	2.4849	0.0015	0.0013	0.170
PARAPINNIXA HENDERSONI	6189060501	1.	0.0006	0.6931	0.0004	0.0003	0.056
PALICUS	61891101	1.	0.0006	0.6931	0.0004	0.0003	0.056
SQUILLA	61910101	4.	0.0024	2.7726	0.0017	0.0011	0.227
SQUILLA EMPUSA	6191010101	5.	0.0030	3.4657	0.0021	0.0014	0.283
SQUILLA CHYDAEA	6191010102	11.	0.0066	7.6246	0.0046	0.0031	0.624
SIPUNCULA	72	8212.	4.9144	1217.0808	0.7284	1.2581	39.011
PHASCOLION	72000204	1.	0.0006	0.6931	0.0004	0.0003	0.056
ECHIURA	73	11.	0.0066	4.7185	0.0028	0.0040	0.227
PHORONIDA	77	608.	0.3639	152.4777	0.0912	0.1614	6.644
BRYOZOA	78	43.	0.0257	29.8053	0.0178	0.0121	2.441
GLOTTIDIA PYRAMIDATA	8002010101	88.	0.0527	43.8180	0.0262	0.0293	2.612
ECHINODERMATA	81	20.	0.0120	13.1698	0.0079	0.0060	1.022
ASTEROIDEA	8104	4.	0.0024	2.7726	0.0017	0.0011	0.227
ASTROPECTIN	81060105	2.	0.0012	1.3863	0.0008	0.0006	0.113
OPHIUROIDEA	8120	1550.	0.9276	524.9496	0.3142	0.3534	28.676
ECHINOIDEA	8136	15.	0.0090	9.0109	0.0054	0.0049	0.624
ECHINOIDEA ARBACIIDAE	8147	3.	0.0018	1.7918	0.0011	0.0010	0.113
MOIRA ATROPOS	8162040201	21.	0.0126	13.3929	0.0080	0.0064	1.022
BRISSOPSIS ALTA	8163010301	21.	0.0126	11.0258	0.0066	0.0074	0.624
HOLOTHURIA	8170	12.	0.0072	8.3178	0.0050	0.0034	0.681
HOLOTHUROIDEA DENDRECHIROTA	8172	5.	0.0030	3.4657	0.0021	0.0014	0.283
PHYLLOPHRIDAE	817204	3.	0.0018	1.3863	0.0008	0.0012	0.056
PROTANKYRA ABYSSICOLA	8178010501	2.	0.0012	1.3863	0.0008	0.0006	0.113
MOLPADIA	81790101	4.	0.0024	2.7726	0.0017	0.0011	0.227
PTYCHODERA	82010203	7.	0.0042	2.8904	0.0017	0.0026	0.113
DIDEMNIDAE	840303	2.	0.0012	1.0986	0.0007	0.0007	0.056
BRANCHIOSTOMA CARIBAEUM	8500010101	71.	0.0425	34.8659	0.0209	0.0236	2.044
ANTIGONIA	88110601	2.	0.0012	1.3863	0.0008	0.0006	0.113
SERIOLA	88352808	1.	0.0006	0.6931	0.0004	0.0003	0.056+

APPENDIX 1.2. CENTRAL GULF PLATFORM STUDY MACROFAUNA

NAME	NODC CODE	CENTRAL GULF PLATFORM STUDY MACROFAUNA					PERCENT OCCURANCE
		COUNT (c)	MEAN (c)	SUM (c')	MEAN (c')	VARIANCE (c')	
LAGENAMMINA	3450120498	2.	0.0026	1.0986	0.0014	0.0016	0.1289
REOPHAX SCOTTI	3450250107	4.	0.0052	2.1972	0.0028	0.0031	0.2577
AMMOSCALARIA PSEUDOSPIRAL	3450320401	2.	0.0026	1.3863	0.0018	0.0012	0.2577
MILIOLACEA	345201	4.	0.0052	1.6094	0.0021	0.0033	0.1289
QUINQUELOCULINA COMPTA	3452140112	4.	0.0052	2.1972	0.0028	0.0031	0.2577
LENTICULINA	34530301	51.	0.0657	29.1497	0.0376	0.0351	4.3814
LENTICULINA CALCAR	3453030104	19.	0.0245	8.5942	0.0111	0.0151	0.9021
LENTICULINA	3453030198	10.	0.0129	5.6630	0.0073	0.0074	0.7732
LENTICULINA	3453030199	15.	0.0193	7.2724	0.0094	0.0119	0.7732
DENTALIA	3453030499	14.	0.0180	5.0752	0.0065	0.0114	0.3866
NODOSARIA	3453031098	5.	0.0064	3.1781	0.0041	0.0034	0.5155
MARGINULINOPSIS	3453031299	1.	0.0013	0.6931	0.0009	0.0006	0.1289
BULIMINELLA	34533801	1.	0.0013	0.6931	0.0009	0.0006	0.1289
BULIMINELLA	3453380199	80.	0.1031	14.5278	0.0187	0.0461	0.9021
BOLIVINA LOWMANI	3453420109	32.	0.0412	8.0408	0.0104	0.0206	0.6443
EPONIDES ANTILLARUM	3453560104	90.	0.1160	23.5932	0.0304	0.0586	2.0619
CIBICIDES	34536701	430.	0.5541	48.8005	0.0629	0.1703	3.3505
CIBICIDES	3453670199	102.	0.1314	9.8706	0.0127	0.0422	0.5155
AMMONIA BECCARI	3454250101	6.	0.0077	2.7081	0.0035	0.0049	0.2577
FURSENKOINA PONTONI	3454520203	2.	0.0026	1.0986	0.0014	0.0016	0.1289
FURSENKOINA	3454610299	30.	0.0387	8.9483	0.0115	0.0206	0.7732
RHABDOPHORINA	3516	1.	0.0013	0.6931	0.0009	0.0006	0.1289
PERITRICHIDA	3530	5.	0.0064	1.7918	0.0023	0.0041	0.1289
EPISTYLIDAE	353101	7.	0.0090	2.0794	0.0027	0.0056	0.1289
CORYNIDAE	370306	15.	0.0193	2.7726	0.0036	0.0099	0.1289
OBELIA	37040102	2.	0.0026	1.0986	0.0014	0.0016	0.1289
OBELIA HYALINA	3704010207	4.	0.0052	1.6094	0.0021	0.0033	0.1289
CLYTIA CYLINDRICA	3704010501	288.	0.3711	27.3249	0.0352	0.1244	1.0309
FILELLUM SERPENS	3704020301	50.	0.0644	3.9318	0.0051	0.0199	0.1289
SERTULARIIDAE	370405	12.	0.0155	2.5649	0.0033	0.0085	0.1289
SERTULARIA	37040503	31.	0.0399	3.4657	0.0045	0.0155	0.1289
HALECIUM	37040601	76.	0.0979	9.1844	0.0118	0.0381	0.3866
LOVENELLA	37041101	13.	0.0168	4.5850	0.0059	0.0104	0.3866
LOVENELLA GRANDIS	3704110102	29.	0.0374	3.4012	0.0044	0.0149	0.1289
ANTHOZOA	3740	5.	0.0064	3.4657	0.0045	0.0031	0.6443
CERIANTHARIA	3743	10.	0.0129	6.3561	0.0082	0.0068	1.0309

NAME	NODC CODE	CENTRAL GULF PLATFORM STUDY MACROFAUNA					PERCENT OCCURANCE
		COUNT (c)	MEAN (c)	SUM (c')	MEAN (c')	VARIANCE (c')	
PENNATULIDAE	375402	2.	0.0026	1.3863	0.0018	0.0012	0.2577
PALYTHOA TEXAENSIS	3756010101	219.	0.2822	78.8267	0.1016	0.1557	7.6031
ACTINIARIA	3758	16.	0.0206	7.8966	0.0102	0.0119	1.0309
EDWARDSIA	37590101	5.	0.0064	3.4657	0.0045	0.0031	0.6443
ANTHOPLEURA	37600102	33.	0.0425	20.2847	0.0261	0.0226	3.0928
ANTHOPLEURA	3760010299	20.	0.0258	12.3068	0.0159	0.0137	1.9330
PARANTHUS RAPIFORMIS	3760020201	81.	0.1044	44.5981	0.0575	0.0562	6.3144
CALLIACTIS TRICOLOR	3760040101	5.	0.0064	3.1781	0.0041	0.0034	0.5155
TURBELLARIA	3901	7.	0.0090	4.1589	0.0054	0.0049	0.6443
NEMERTEA	43	4020.	5.1804	937.1879	1.2077	1.0523	73.0670
HETERONEMERTEA	4303	2.	0.0026	1.0986	0.0014	0.0016	0.1289
CEREBRATULUS LACTEUS	4303020209	37.	0.0477	22.8217	0.0294	0.0249	3.6082
CEREBRATULUS LURIDUS	4303020210	6.	0.0077	4.1589	0.0054	0.0037	0.7732
NEMATODA	47	11.	0.0142	5.1240	0.0066	0.0083	0.6443
LINHOMOEIDAE	470401	75.	0.0966	38.4527	0.0496	0.0535	5.1546
TERSCHELLINGIA	47040103	8.	0.0103	4.3944	0.0057	0.0062	0.5155
SPHAEROLAIMUS	47040301	2.	0.0026	1.3863	0.0018	0.0012	0.2577
THERISTUS	47040403	5.	0.0064	2.8904	0.0037	0.0037	0.3866
DESMODORIDAE	470503	1.	0.0013	0.6931	0.0009	0.0006	0.1289
DORYLAIMOPSIS	47051001	53.	0.0683	31.4929	0.0406	0.0366	4.6392
SABATIERIA	47051002	307.	0.3956	140.6799	0.1813	0.2038	16.2371
METACOMESOMA	47051004	5.	0.0064	2.8904	0.0037	0.0037	0.3866
PARACOMESOMA	47051005	1.	0.0013	0.6931	0.0009	0.0006	0.1289
CHROMADORIDAE	470511	2.	0.0026	1.0986	0.0014	0.0016	0.1289
CYATHOLAIMIDAE	470512	7.	0.0090	3.4012	0.0044	0.0055	0.3866
CHONIOLAIMIDAE	470513	5.	0.0064	3.1781	0.0041	0.0034	0.5155
DESMOSCOLEX	47060201	2.	0.0026	1.0986	0.0014	0.0016	0.1289
TRICOMA	47060202	2.	0.0026	1.0986	0.0014	0.0016	0.1289
ENOPLIDA	4711	8.	0.0103	5.5452	0.0071	0.0049	1.0309
IRONIDAE	471103	3.	0.0039	2.0794	0.0027	0.0019	0.3866
ANTICOMA	47110401	15.	0.0193	8.5409	0.0110	0.0107	1.2887
OXYSTOMINIDAE	471109	1.	0.0013	0.6931	0.0009	0.0006	0.1289
HALALAIMUS	47110901	2.	0.0026	1.0986	0.0014	0.0016	0.1289
PHANODERMATIDAE	471111	15.	0.0193	9.8218	0.0127	0.0098	1.6753
ENOPLIDAE	471112	4.	0.0052	2.7726	0.0036	0.0025	0.5155
ONCHOLAIMIDAE	471114	56.	0.0722	30.6174	0.0395	0.0409	3.9948

NAME	NODC CODE	CENTRAL GULF PLATFORM STUDY MACROFAUNA					PERCENT OCCURANCE
		COUNT (c)	MEAN (c)	SUM (c')	MEAN (c')	VARIANCE (c')	
ENOPLIA	471198	1.	0.0013	0.6931	0.0009	0.0006	0.1289
ENOPLIA	471199	1.	0.0013	0.6931	0.0009	0.0006	0.1289
POLYCHAETA	5001	318.	0.4098	8.9211	0.0115	0.0478	0.5155
POLYNOIDAE	500102	39.	0.0503	23.4503	0.0302	0.0267	3.6082
EUNOE	50010205	1.	0.0013	0.6931	0.0009	0.0006	0.1289
HARMOTHOE	50010208	7.	0.0090	4.8520	0.0063	0.0043	0.9021
HARMOTHOE TRIMACULATA	5001020813	1.	0.0013	0.6931	0.0009	0.0006	0.1289
LEPIDONOTUS SUBLEVIS	5001021104	12.	0.0155	7.3369	0.0095	0.0083	1.1598
LEPIDONOTUS VARIABILIS	5001021105	2.	0.0026	1.0986	0.0014	0.0016	0.1289
LEPIDASTHENIA	50010218	163.	0.2101	82.9537	0.1069	0.1103	11.0825
POLYDONTES LUPINA	5001030201	5.	0.0064	3.4657	0.0045	0.0031	0.6443
STHENELAIS BOA	5001060302	419.	0.5399	182.3190	0.2349	0.2664	20.6186
PALEANOTUS HETEROSETA	5001080103	11.	0.0142	7.3369	0.0095	0.0070	1.2887
LINOPHERUS AMBIGUA	5001100302	546.	0.7036	184.9383	0.2383	0.3308	18.9433
ANAITIDES MUCOSA	5001130104	5.	0.0064	3.1781	0.0041	0.0034	0.5155
ANAITIDES ERYTHROPHYLLUS	5001130110	195.	0.2513	83.3964	0.1075	0.1369	9.5361
ETEONE HETEROPODA	5001130207	1.	0.0013	0.6931	0.0009	0.0006	0.1289
PARANAITIS SPECIOSA	5001130801	3.	0.0039	2.0794	0.0027	0.0019	0.3866
PARALACYDONIA	50011601	22.	0.0284	11.1436	0.0144	0.0166	1.4175
[USE 5001211902]	5001210102	7.	0.0090	4.1589	0.0054	0.0049	0.6443
GYPTIS VITTATA	5001210103	69.	0.0889	44.1394	0.0569	0.0433	7.3454
[USE 5001211502]	5001210402	3.	0.0039	2.0794	0.0027	0.0019	0.3866
PODARKE OBSCURA	5001211502	22.	0.0284	13.6930	0.0176	0.0149	2.1907
ANCISTROSYLLIS HARTMANAE	5001220102	3.	0.0039	2.0794	0.0027	0.0019	0.3866
ANCISTROSYLLIS JONESI	5001220103	161.	0.2075	85.9826	0.1108	0.1036	12.3711
ANCISTROSYLLIS PAPILLOSA	5001220105	1.	0.0013	0.6931	0.0009	0.0006	0.1289
SIGAMBRA TENTACULATA	5001220201	1174.	1.5129	463.6692	0.5975	0.5203	49.7423
SIGAMBRA WASSI	5001220203	21.	0.0271	13.3929	0.0173	0.0136	2.3196
SYNELMIS ALBINI	5001220502	1.	0.0013	0.6931	0.0009	0.0006	0.1289
PARANDALIA OCULARIS	5001220801	3.	0.0039	2.0794	0.0027	0.0019	0.3866
SYLLIDAE	500123	8.	0.0103	4.9698	0.0064	0.0056	0.7732
EXOgone	50012307	2.	0.0026	1.0986	0.0014	0.0016	0.1289
NEREIDAE	500124	165.	0.2126	81.1743	0.1046	0.1095	10.9536
CERATONEREIS IRRITABILIS	5001240103	404.	0.5206	141.1624	0.1819	0.2710	13.1443
NEREIS	50012404	2319.	2.9884	554.8067	0.7150	1.0331	42.0103
NEREIS SUCCINEA	5001240410	142.	0.1830	55.2099	0.0711	0.1015	5.7990

NAME	NODC CODE	CENTRAL GULF PLATFORM STUDY MACROFAUNA					PERCENT OCCURANCE
		COUNT (c)	MEAN (c)	SUM (c')	MEAN (c')	VARIANCE (c')	
CERATOCEPHALE	50012406	204.	0.2629	65.9213	0.0850	0.1423	5.9278
NEPHTYS BUCERA	5001250114	27.	0.0348	13.6285	0.0176	0.0205	1.6753
NEPHTYS INCISA	5001250115	1596.	2.0567	531.5787	0.6850	0.7240	47.5515
NEPHTYS MAGELLANICA	5001250116	12.	0.0155	7.0493	0.0091	0.0086	1.0309
NEPHTYS PICTA	5001250117	6.	0.0077	3.5835	0.0046	0.0043	0.5155
AGLAOPHAMUS VERRILLI	5001250303	173.	0.2229	64.6114	0.0833	0.1257	6.3144
SPHAERODOROPSIS	50012602	1.	0.0013	0.6931	0.0009	0.0006	0.1289
GLYCERA	50012701	1.	0.0013	0.6931	0.0009	0.0006	0.1289
GLYCERA AMERICANA	5001270104	319.	0.4111	169.8090	0.2188	0.1936	22.1649
GONIADIDAE	500128	5.	0.0064	3.1781	0.0041	0.0034	0.5155
GLYCIDAE SOLITARIA	5001280104	28.	0.0361	17.3943	0.0224	0.0191	2.7062
GLYCIDAE NORDMANNI	5001280106	104.	0.1340	65.4050	0.0843	0.0643	10.5670
GONIADA BRUNNEA	5001280203	2.	0.0026	1.0986	0.0014	0.0016	0.1289
GONIADA TERES	5001280206	17.	0.0219	10.3327	0.0133	0.0115	1.6753
ONUPHIS EREMITA	5001290107	3.	0.0039	1.7918	0.0023	0.0022	0.2577
[USE 5001291401]	5001290112	53.	0.0683	33.0366	0.0426	0.0344	5.4124
DIOPATRA CUPREA	5001290201	1090.	1.4046	346.3498	0.4463	0.5246	36.5979
EUNICIDAE	500130	1.	0.0013	0.6931	0.0009	0.0006	0.1289
MARPHYSA SANGUINEA	5001300201	18.	0.0232	11.0258	0.0142	0.0121	1.8041
MARPHYSA BELLI	5001300202	9.	0.0116	6.2383	0.0080	0.0055	1.1598
LUMBRINERIS TENUIS	5001310113	1491.	1.9214	536.0081	0.6907	0.6650	50.1289
NINOE NIGRIPES	5001310204	503.	0.6482	245.5852	0.3165	0.2779	30.4124
DRILONEREIS FILUM	5001330101	1.	0.0013	0.6931	0.0009	0.0006	0.1289
DRILONEREIS LONGA	5001330103	8.	0.0103	5.5452	0.0071	0.0049	1.0309
ARABELLA IRICOLOR	5001330201	2.	0.0026	1.3863	0.0018	0.0012	0.2577
DORVILLEIDAE	500136	2.	0.0026	1.0986	0.0014	0.0016	0.1289
DORVILLEA	50013601	2.	0.0026	1.3863	0.0018	0.0012	0.2577
[USE 5001360505]	5001360102	1.	0.0013	0.6931	0.0009	0.0006	0.1289
DORVILLEA SOCIABILIS	5001360108	3.	0.0039	1.7918	0.0023	0.0022	0.2577
SCHISTOMERINGOS CAECA	5001360505	10.	0.0129	5.7683	0.0074	0.0070	0.9021
ORBINIIDAE	500140	2.	0.0026	1.3863	0.0018	0.0012	0.2577
NAINERIS LAEVIGATA	5001400203	1.	0.0013	0.6931	0.0009	0.0006	0.1289
SCOLOPLOS FRAGILIS	5001400303	3.	0.0039	1.7918	0.0023	0.0022	0.2577
SCOLOPLOS RUBRA	5001400307	9.	0.0116	6.2383	0.0080	0.0055	1.1598
PARAONIDAE	500141	41.	0.0528	23.2035	0.0299	0.0290	3.3505
ARICIDEA	50014102	15.	0.0193	5.2883	0.0068	0.0111	0.5155

NAME	NODC CODE	CENTRAL GULF PLATFORM STUDY MACROFAUNA					PERCENT OCCURANCE
		COUNT (c)	MEAN (c)	SUM (c')	MEAN (c')	VARIANCE (c')	
ARICIDEA SUECICA	5001410201	919.	1.1843	269.6961	0.3475	0.4987	25.3866
[USE 5001411301]	5001410211	11.	0.0142	6.3561	0.0082	0.0080	0.9021
ARICIDEA FRAGILIS	5001410214	828.	1.0670	185.1797	0.2386	0.4473	15.3351
[USE 5001410801]	5001410301	29.	0.0374	16.6367	0.0214	0.0209	2.3196
CIRROPHORUS LYRIFORMIS	5001410601	135.	0.1740	74.6765	0.0962	0.0904	10.4381
TAUBERIA GRACILIS	5001410801	140.	0.1804	71.6278	0.0923	0.0957	9.6649
SPIONIDAE	500143	6.	0.0077	3.8712	0.0050	0.0040	0.6443
LAONICE CIRRATA	5001430201	8.	0.0103	5.2575	0.0068	0.0052	0.9021
POLYDORA	50014304	252.	0.3247	34.3922	0.0443	0.1044	2.4485
POLYDORA SOCIALIS	5001430402	263.	0.3389	26.9915	0.0348	0.0951	2.1907
POLYDORA LIGNI	5001430411	38.	0.0490	20.1388	0.0260	0.0277	2.7062
[USE 5001433601]	5001430502	1078.	1.3892	338.4153	0.4361	0.5523	32.9897
PRIONOSPPIO PYGMAEA	5001430507	116.	0.1495	53.2945	0.0687	0.0865	5.9278
[USE 5001433602]	5001430508	136.	0.1753	74.3731	0.0958	0.0908	10.4381
PRIONOSPPIO CRISTATA	5001430510	411.	0.5296	135.2990	0.1744	0.2616	13.2732
SPIO PETTIBONEAE	5001430706	2.	0.0026	1.3863	0.0018	0.0012	0.2577
BOCCARDIA	50014308	2.	0.0026	1.0986	0.0014	0.0016	0.1289
BOCCARDIA HAMATA	5001430806	1.	0.0013	0.6931	0.0009	0.0006	0.1289
SPIOPHANES BOMBYX	5001431001	1041.	1.3415	96.8763	0.1248	0.3487	7.0876
PARAPRIONOSPPIO PINNATA	5001431701	16759.	21.5966	1501.4557	1.9349	2.3152	80.6701
DISPIO UNCINATA	5001431901	7.	0.0090	3.6889	0.0048	0.0052	0.5155
SCOLELEPIS SQUAMATUS	5001432001	3.	0.0039	1.7918	0.0023	0.0022	0.2577
SCOLELEPIS VANDERHORSTI	5001432005	5.	0.0064	3.4657	0.0045	0.0031	0.6443
AONIDES	50014322	2.	0.0026	1.3863	0.0018	0.0012	0.2577
MICROSPPIO PIGMENTATA	5001432301	8.	0.0103	5.5452	0.0071	0.0049	1.0309
MAGELONIDAE	500144	3.	0.0039	1.7918	0.0023	0.0022	0.2577
MAGELONA	50014401	254.	0.3273	132.6326	0.1709	0.1648	16.8814
MAGELONA ROSEA	5001440104	274.	0.3531	139.0692	0.1792	0.1725	18.4278
MAGELONA PHYLLISAE	5001440109	15135.	19.5039	1074.9769	1.3853	2.6779	57.7320
POECILOCHAETUS JOHNSONI	5001460101	62.	0.0799	33.1387	0.0427	0.0444	4.5103
CHAETOPTERUS VARIOPEDATUS	5001490101	21.	0.0271	13.5753	0.0175	0.0136	2.3196
CHAETOPTERUS VARIOPEDATUS	5001490101	2.	0.0026	1.3863	0.0018	0.0012	0.2577
SPIOCHAETOPTERUS OCULATUS	5001490303	24.	0.0309	13.2876	0.0171	0.0165	2.0619
CIRRATULUS	50015001	1.	0.0013	0.6931	0.0009	0.0006	0.1289
CIRRATULUS HEDGPETHI	5001500105	26.	0.0335	16.5834	0.0214	0.0172	2.7062
THARYX SETIGERA	5001500304	142.	0.1830	70.5202	0.0909	0.0974	9.2784

NAME	NODC CODE	CENTRAL GULF PLATFORM STUDY MACROFAUNA					PERCENT OCCURANCE
		COUNT (c)	MEAN (c)	SUM (c')	MEAN (c')	VARIANCE (c')	
THARYX MARIONI	5001500307	1153.	1.4858	391.2130	0.5041	0.5440	40.8505
TIMARETE	50015007	262.	0.3376	99.5096	0.1282	0.1813	10.1804
COSSURA DELTA	5001520103	871.	1.1224	398.1991	0.5131	0.4069	46.0052
DIPLOCIRRUS	50015404	48.	0.0619	29.7011	0.0383	0.0321	4.6392
ARMANDIA AGILIS	5001580203	1.	0.0013	0.6931	0.0009	0.0006	0.1289
ARMANDIA MACULATA	5001580204	288.	0.3711	156.3659	0.2015	0.1723	21.6495
STERNASPIS SCUTATA	5001590101	7.	0.0090	4.5643	0.0059	0.0046	0.7732
CAPITELLA CAPITATA	5001600101	1.	0.0013	0.6931	0.0009	0.0006	0.1289
NOTOMASTUS LATERICEUS	5001600306	957.	1.2332	412.6304	0.5317	0.4571	44.4588
MEDIOMASTUS CALIFORNIENSI	5001600402	4717.	6.0786	607.6802	0.7831	1.5121	39.9485
MALDANIDAE	500163	8.	0.0103	4.8520	0.0063	0.0055	0.7732
ASYCHIS ELONGATA	5001630103	248.	0.3196	90.9213	0.1172	0.1601	10.5670
CLYMENELLA	50016302	10.	0.0129	6.9315	0.0089	0.0061	1.2887
CLYMENELLA TORQUATA	5001630202	151.	0.1946	77.0605	0.0993	0.1024	10.3093
CLYMENELLA ZONALIS	5001630203	93.	0.1198	43.5403	0.0561	0.0675	5.2835
OWENIA FUSIFORMIS	5001640102	980.	1.2629	130.9398	0.1687	0.4236	9.1495
MYRIOWENIA CALIFORNIENSI	5001640302	150.	0.1933	36.6500	0.0472	0.0946	3.0928
SABELLARIA VULGARIS	5001650202	1.	0.0013	0.6931	0.0009	0.0006	0.1289
PECTINARIA GOULDI	5001660302	25.	0.0322	15.7725	0.0203	0.0167	2.5773
AMPHARETIDAE	500167	1.	0.0013	0.6931	0.0009	0.0006	0.1289
AMPHARETE ACUTIFRONS	5001670208	552.	0.7113	222.5616	0.2868	0.3449	22.8093
AMPHARETE AMERICANA	5001670211	3514.	4.5284	235.8500	0.3039	0.9783	11.5979
MELINNA MACULATA	5001670504	1.	0.0013	0.6931	0.0009	0.0006	0.1289
EUPOLYMNIA CRASSICORNIS	5001680206	1.	0.0013	0.6931	0.0009	0.0006	0.1289
PISTA CRISTATA	5001680701	10.	0.0129	6.6438	0.0086	0.0064	1.1598
PISTA PALMATA	5001680707	17.	0.0219	7.5601	0.0097	0.0120	1.0309
POLYCIRRUS EXIMIUS	5001680804	1.	0.0013	0.6931	0.0009	0.0006	0.1289
LOIMIA VIRIDIS	5001682002	89.	0.1147	34.1446	0.0440	0.0669	3.3505
AMAEANA TRILOBATA	5001682301	90.	0.1160	49.7221	0.0641	0.0618	7.0876
TEREBELLIDES STROEMII	5001690101	26.	0.0335	16.5834	0.0214	0.0172	2.7062
SABELLIDAE	500170	61.	0.0786	21.9331	0.0283	0.0463	2.0619
CHONE	50017001	64.	0.0825	24.1641	0.0311	0.0475	2.4485
MEGALOMMA BIOCULATA	5001700402	178.	0.2294	61.3421	0.0790	0.1302	5.4124
[USE 5001702801]	5001700803	1.	0.0013	0.6931	0.0009	0.0006	0.1289
FABRICIOLA	50017019	2.	0.0026	1.0986	0.0014	0.0016	0.1289
HYDROIDES PROTULICOLA	5001730902	4.	0.0052	2.4849	0.0032	0.0028	0.3866

NAME	NODC CODE	CENTRAL GULF PLATFORM STUDY MACROFAUNA					PERCENT OCCURANCE
		COUNT (c)	MEAN (c)	SUM (c')	MEAN (c')	VARIANCE (c')	
GASTROPODA	51	78.	0.1005	41.0678	0.0529	0.0547	5.6701
CALLIOSTOMA	51021001	1.	0.0013	0.6931	0.0009	0.0006	0.1289
ALVANIA	51032001	1.	0.0013	0.6931	0.0009	0.0006	0.1289
CINGULA	51032003	378.	0.4871	128.1058	0.1651	0.2472	12.3711
VITRINELLA	51032302	3.	0.0039	2.0794	0.0027	0.0019	0.3866
VITRINELLA HELICOIDEA	5103230203	2.	0.0026	1.0986	0.0014	0.0016	0.1289
VITRINELLA FLORIDANA	5103230205	469.	0.6044	182.1653	0.2347	0.2863	19.9742
TEINOSTOMA BISCAYNENSE	5103230502	5.	0.0064	3.1781	0.0041	0.0034	0.5155
TEINOSTOMA PARVICALLUM	5103230503	31.	0.0399	12.5017	0.0161	0.0238	1.2887
ARCHITECTONICA NOBILIS	5103310101	1.	0.0013	0.6931	0.0009	0.0006	0.1289
STROMBIFORMIS BILINEATUS	5103530202	10.	0.0129	5.4806	0.0071	0.0073	0.7732
STROMBIFORMIS HEMPHILLI	5103530204	2.	0.0026	1.3863	0.0018	0.0012	0.2577
NISO AEGLEES	5103530401	7.	0.0090	4.8520	0.0063	0.0043	0.9021
ATLANTA PERONII	5103730104	3.	0.0039	2.0794	0.0027	0.0019	0.3866
NATICIDAE	510376	7.	0.0090	4.8520	0.0063	0.0043	0.9021
NATICA PUSILLA	5103760204	58.	0.0747	33.2189	0.0428	0.0394	5.0258
POLINICES DUPLICATUS	5103760407	21.	0.0271	13.9807	0.0180	0.0133	2.4485
SINUM PERSPECTIVUM	5103760501	15.	0.0193	9.5342	0.0123	0.0101	1.5464
CYMATIIDAE	510378	5.	0.0064	2.3026	0.0030	0.0040	0.2577
CYMATIUM	51037802	1.	0.0013	0.6931	0.0009	0.0006	0.1289
MURICIDAE	510501	2.	0.0026	1.3863	0.0018	0.0012	0.2577
COLUMBELLIDAE	510503	2.	0.0026	1.3863	0.0018	0.0012	0.2577
ANACHIS OBESA	5105030303	16.	0.0206	10.8027	0.0139	0.0100	1.9330
COSMIOCONCHA CALLIGLYPTA	5105030501	136.	0.1753	65.9519	0.0850	0.0926	8.7629
NASSARINA GLYPTA	5105030601	2.	0.0026	1.3863	0.0018	0.0012	0.2577
CANTHARUS CANCELLARIUS	5105040401	39.	0.0503	21.6553	0.0279	0.0281	2.9639
NASSARIUS	51050801	4.	0.0052	1.6094	0.0021	0.0033	0.1289
NASSARIUS ACUTUS	5105080106	49.	0.0631	24.8775	0.0321	0.0355	3.3505
OLIVA SAYANA	5105100201	13.	0.0168	7.4547	0.0096	0.0095	1.0309
TURRIDAE	510602	4.	0.0052	2.7726	0.0036	0.0025	0.5155
KURTZIELLA	51060211	2.	0.0026	1.3863	0.0018	0.0012	0.2577
POLYSTIRA ALBIDA	5106021202	1.	0.0013	0.6931	0.0009	0.0006	0.1289
TEREBRA DISLOCATA	5106040101	75.	0.0966	45.9968	0.0593	0.0493	7.0876
ODOSTOMIA	51080101	24.	0.0309	13.6930	0.0176	0.0174	1.9330
TURBONILLA	51080102	2.	0.0026	1.3863	0.0018	0.0012	0.2577
TURBONILLA PORTORICANA	5108010212	4.	0.0052	2.0794	0.0027	0.0031	0.2577

NAME	NODC CODE	CENTRAL GULF PLATFORM STUDY MACROFAUNA					PERCENT OCCURANCE
		COUNT (c)	MEAN (c)	SUM (c')	MEAN (c')	VARIANCE (c')	
ACTEON	51100101	6.	0.0077	4.1589	0.0054	0.0037	0.7732
[USE 5110010403]	5110010101	36.	0.0464	20.3777	0.0263	0.0250	3.0928
ACTEOCINA CANDEI	5110040104	3.	0.0039	2.0794	0.0027	0.0019	0.3866
PHILINE SAGRA	5110050106	8.	0.0103	4.9698	0.0064	0.0056	0.7732
VOLVULELLA TEXASIANA	5110130201	397.	0.5116	203.5319	0.2623	0.2345	25.6443
VOLVULELLA PERSIMILIS	5110130202	6.	0.0077	4.1589	0.0054	0.0037	0.7732
VOLVULELLA RECTA	5110130203	1.	0.0013	0.6931	0.0009	0.0006	0.1289
PYRUNCULUS CAELATUS	5110130301	8.	0.0103	5.2575	0.0068	0.0052	0.9021
CAVOLINIA LONGIROSTRIS	5113020106	3.	0.0039	2.0794	0.0027	0.0019	0.3866
WILLIAMIA KREBSI	5114020201	1.	0.0013	0.6931	0.0009	0.0006	0.1289
BIVALVIA	55	164.	0.2113	66.8719	0.0862	0.1044	8.7629
NUCULA PROXIMA	5502020204	383.	0.4936	137.0195	0.1766	0.2439	14.9485
NUCULANA ACUTA	5502040204	1.	0.0013	0.6931	0.0009	0.0006	0.1289
NUCULANA CONCENTRICA	5502040213	1081.	1.3930	338.2348	0.4359	0.5585	32.8608
YOLDIA SOLENOIDES	5502040514	1.	0.0013	0.6931	0.0009	0.0006	0.1289
ARCIDAE	550601	42.	0.0541	22.8060	0.0294	0.0299	3.2216
ANADARA	55060102	4.	0.0052	2.4849	0.0032	0.0028	0.3866
ANADARA TRANSVERSA	5506010201	13.	0.0168	7.4547	0.0096	0.0095	1.0309
ANADARA OVALIS	5506010202	15.	0.0193	9.1287	0.0118	0.0104	1.4175
DACRYDIUM	55070105	1.	0.0013	0.6931	0.0009	0.0006	0.1289
PINNIDAE	550702	1.	0.0013	0.6931	0.0009	0.0006	0.1289
ATRINA SEMINUDA	5507020101	4.	0.0052	2.4849	0.0032	0.0028	0.3866
LIMA LOCKLINI	5509100105	9.	0.0116	6.2383	0.0080	0.0055	1.1598
LUCINIDAE	551501	3.	0.0039	1.7918	0.0023	0.0022	0.2577
PARVILUCINA MULTILINEATA	5515010102	4.	0.0052	2.7726	0.0036	0.0025	0.5155
LINGA AMIANTUS	5515010601	10.	0.0129	6.6438	0.0086	0.0064	1.1598
THYASIRIDAE	551502	4.	0.0052	2.7726	0.0036	0.0025	0.5155
THYASIRA PYGMAEA	5515020311	6.	0.0077	3.8712	0.0050	0.0040	0.6443
DIPLODONTA SOROR	5515050104	28.	0.0361	15.6390	0.0202	0.0197	2.3196
ERYCINIDAE	551507	3.	0.0039	1.7918	0.0023	0.0022	0.2577
LEPTONIDAE	551509	18.	0.0232	9.9272	0.0128	0.0131	1.4175
[USE 5515150301]	5515110101	1.	0.0013	0.6931	0.0009	0.0006	0.1289
CRASSINELLA LUNULATA	5515200102	8.	0.0103	4.8520	0.0063	0.0055	0.7732
CARDIIDAE	551522	1.	0.0013	0.6931	0.0009	0.0006	0.1289
MULINIA LATERALIS	5515250301	675.	0.8698	107.0947	0.1380	0.3122	8.1186
RAETA Plicatella	5515250701	13.	0.0168	7.5601	0.0097	0.0091	1.1598

NAME	NODC CODE	CENTRAL GULF PLATFORM STUDY MACROFAUNA					PERCENT OCCURANCE
		COUNT (c)	MEAN (c)	SUM (c')	MEAN (c')	VARIANCE (c')	
SOLENI VIRIDIS	5515290202	13.	0.0168	7.7424	0.0100	0.0092	1.1598
TELLINIDAE	551531	1.	0.0013	0.6931	0.0009	0.0006	0.1289
MACOMA	55153101	3.	0.0039	1.7918	0.0023	0.0022	0.2577
MACOMA PULLEYI	5515310123	33.	0.0425	18.0469	0.0233	0.0231	2.7062
TELLINA AEQUISTRIATA	5515310206	2.	0.0026	1.3863	0.0018	0.0012	0.2577
TELLINA VERSICOLOR	5515310209	1083.	1.3956	288.6579	0.3720	0.5584	26.1598
TELLIDORA CRISTATA	5515310401	3.	0.0039	2.0794	0.0027	0.0019	0.3866
ABRA AEQUALIS	5515350201	2343.	3.0193	331.5799	0.4273	0.9086	23.5825
MYTILOPSIS LEUCOPHAEATA	5515370201	1.	0.0013	0.6931	0.0009	0.0006	0.1289
VENERIDAE	551547	1.	0.0013	0.6931	0.0009	0.0006	0.1289
DOSINIA DISCUS	5515470901	3.	0.0039	1.7918	0.0023	0.0022	0.2577
CYCLINELLA	55154710	1.	0.0013	0.6931	0.0009	0.0006	0.1289
MERCENARIA MERCENARIA	5515471101	3.	0.0039	2.0794	0.0027	0.0019	0.3866
AGRIOPOMA TEXASIANA	5515471401	57.	0.0735	33.6652	0.0434	0.0381	5.2835
CHIONE	55154715	2.	0.0026	1.3863	0.0018	0.0012	0.2577
CHIONE CLENCHI	5515471501	89.	0.1147	47.5011	0.0612	0.0633	6.3144
PERIGLYPTA	55154717	1.	0.0013	0.6931	0.0009	0.0006	0.1289
CORBULIDAE	5515480102	192.	0.2474	50.5039	0.0651	0.1152	4.5103
CORBULA CONTRACTA	5517020201	1583.	2.0399	477.3131	0.6151	0.7160	43.4278
VARICORBULA OPERCULATA	5517020301	56.	0.0722	23.0291	0.0297	0.0423	2.4485
BARNEA TRUNCATA	5518010401	12.	0.0155	5.5452	0.0071	0.0086	0.7732
JOUANNETIA QUILLINGI	5518010801	2.	0.0026	1.0986	0.0014	0.0016	0.1289
PANDORA BUSHIANA	5520020110	11.	0.0142	6.9315	0.0089	0.0074	1.1598
LYONSIA HYALINA	5520050206	18.	0.0232	11.7835	0.0152	0.0115	2.0619
PLERIPLOMA	55200701	10.	0.0129	6.6438	0.0086	0.0064	1.1598
THRACIIDAE	552008	1.	0.0013	0.6931	0.0009	0.0006	0.1289
BUSHIA ELEGANS	5520080301	1.	0.0013	0.6931	0.0009	0.0006	0.1289
POROMYA ROSTRATA	5520090105	1.	0.0013	0.6931	0.0009	0.0006	0.1289
CARDIOMYA	55201001	9.	0.0116	6.2383	0.0080	0.0055	1.1598
CLADOCERA	55201103	1.	0.0013	0.6931	0.0009	0.0006	0.1289
MYODOCOPINA	6110	13.	0.0168	6.2383	0.0080	0.0092	0.9021
CYPRIDINIDAE	611102	2.	0.0026	1.3863	0.0018	0.0012	0.2577
ASTEROPELLA	61110302	1.	0.0013	0.6931	0.0009	0.0006	0.1289
SARSIELLA (OSTRACOD)	61110401	10.	0.0129	6.6438	0.0086	0.0064	1.1598
SARSIELLA DISPARALIS	6111040106	17.	0.0219	9.9396	0.0128	0.0123	1.4175
PHILOMEDIDAE	6111050301	201.	0.2590	55.9519	0.0721	0.1281	5.0258

NAME	NODC CODE	CENTRAL GULF PLATFORM STUDY MACROFAUNA					PERCENT OCCURANCE
		COUNT (c)	MEAN (c)	SUM (c')	MEAN (c')	VARIANCE (c')	
PODOCOPINA	6111070101	3.	0.0039	1.7918	0.0023	0.0022	0.2577
PTERYGOCY THEREIS	61130901	2.	0.0026	1.3863	0.0018	0.0012	0.2577
PELLUCISTOMA	6113110101	1.	0.0013	0.6931	0.0009	0.0006	0.1289
ECHINOCY THEREIS GARRETTI	6113250101	2.	0.0026	1.3863	0.0018	0.0012	0.2577
CY THERELLA	61132502	2.	0.0026	1.3863	0.0018	0.0012	0.2577
COPEPODA	6117	6.	0.0077	2.7081	0.0035	0.0049	0.2577
PARACALANUS	6118	4.	0.0052	1.6094	0.0021	0.0033	0.1289
HARPACTICOIDA	6118040102	2.	0.0026	1.0986	0.0014	0.0016	0.1289
ECTINOSOMIDAE	6119040101	72.	0.0928	25.7755	0.0332	0.0512	2.7062
MICROSETELLA NORVEGICA	6119090101	1.	0.0013	0.6931	0.0009	0.0006	0.1289
PSEUDANTHESSIUS	61190902	8.	0.0103	4.1589	0.0054	0.0062	0.5155
CALIGUS	61230101	2.	0.0026	1.3863	0.0018	0.0012	0.2577
BALANUS	61340201	1.	0.0013	0.6931	0.0009	0.0006	0.1289
MYSIDACEA	6151	18.	0.0232	6.4362	0.0083	0.0125	0.7732
MYSIDAE	615301	1.	0.0013	0.6931	0.0009	0.0006	0.1289
MYSIDOPSIS	61530121	4.	0.0052	2.0794	0.0027	0.0031	0.2577
MYSIDOPSIS BIGELOWI	6153012101	6.	0.0077	3.8712	0.0050	0.0040	0.6443
PROMYSIS ATLANTICA	6153012401	1.	0.0013	0.6931	0.0009	0.0006	0.1289
SIRIELLA	61530125	1.	0.0013	0.6931	0.0009	0.0006	0.1289
CUMACEA	6154	4.	0.0052	2.7726	0.0036	0.0025	0.5155
LAMPROPS QUADRIPLICATA	6154010105	1.	0.0013	0.6931	0.0009	0.0006	0.1289
EUDORELLA MONODON	6154040213	65.	0.0838	38.2908	0.0493	0.0438	5.7990
OXYUROSTYLIS SMITHI	6154050801	219.	0.2822	82.8884	0.1068	0.1551	8.6340
CAMPYLASPIS	61540701	35.	0.0451	19.3968	0.0250	0.0253	2.7062
CYCLASPIS	61540902	25.	0.0322	11.3386	0.0146	0.0194	1.2887
CYCLASPIS VARIANS	6154090202	4.	0.0052	2.7726	0.0036	0.0025	0.5155
TANAIDACEA	6155	1.	0.0013	0.6931	0.0009	0.0006	0.1289
APSEUDES	61560301	98.	0.1263	38.3342	0.0494	0.0714	4.1237
ISOPODA	6158	1.	0.0013	0.6931	0.0009	0.0006	0.1289
ANTHURIDEA	6160	12.	0.0155	6.8794	0.0089	0.0089	0.9021
ANTHURIDAE	616001	3.	0.0039	2.0794	0.0027	0.0019	0.3866
XENANTHURA BREVITELSON	6160010701	31.	0.0399	13.5438	0.0175	0.0242	1.4175
IDOTEIDAE	616202	1.	0.0013	0.6931	0.0009	0.0006	0.1289
EDOTEA	61620207	1.	0.0013	0.6931	0.0009	0.0006	0.1289
PENTIDOTEA	61620208	63.	0.0812	20.3250	0.0262	0.0414	2.3196
PROBOPYRUS	61650406	1.	0.0013	0.6931	0.0009	0.0006	0.1289

NAME	NODC CODE	CENTRAL GULF PLATFORM STUDY MACROFAUNA					PERCENT OCCURANCE
		COUNT (c)	MEAN (c)	SUM (c')	MEAN (c')	VARIANCE (c')	
AMPHIPODA	6168	81.	0.1044	18.6835	0.0241	0.0389	2.3196
AMPELISCA	61690201	31.	0.0399	11.8367	0.0153	0.0214	1.4175
AMPELISCA ABDITA	6169020108	644.	0.8299	176.1999	0.2271	0.3654	16.7526
AMPELISCA VERRILLI	6169020110	213.	0.2745	83.8072	0.1080	0.1515	8.7629
AMPELISCA AGASSIZI	6169020111	117.	0.1508	47.8715	0.0617	0.0751	6.1856
AMPELISCA CRISTOIDES	6169020117	18.	0.0232	9.6395	0.0124	0.0134	1.2887
AMPHILOCHUS	61690302	13.	0.0168	4.7875	0.0062	0.0096	0.5155
LEMBOS	61690603	21.	0.0271	10.9205	0.0141	0.0157	1.4175
LEMBOS SMITHI	6169060303	3.	0.0039	1.3863	0.0018	0.0025	0.1289
COROPHIIDAE	616915	6.	0.0077	3.4657	0.0045	0.0043	0.5155
CERAPUS TUBULARIS	6169150102	3.	0.0039	1.7918	0.0023	0.0022	0.2577
COROPHIUM ACHERUSICUM	61691502	2.	0.0026	1.3863	0.0018	0.0012	0.2577
ERICTHONIUS BRASILIENSIS	6169150302	5.	0.0064	3.1781	0.0041	0.0034	0.5155
UNCIOLA IRRORATA	6169150703	32.	0.0412	13.1949	0.0170	0.0244	1.4175
ERIOPEA	61691509	42.	0.0541	7.5909	0.0098	0.0238	0.5155
GRANDIDIERELLA	6169210499	2.	0.0026	1.3863	0.0018	0.0012	0.2577
ACANTHOHAUSTORIUS MILLSI	6169220602	292.	0.3763	33.4564	0.0431	0.1369	1.4175
PSEUDOHAUSTORIUS AMERICAN	6169221303	4.	0.0052	1.6094	0.0021	0.0033	0.1289
PHOTIS	61692602	530.	0.6830	100.1540	0.1291	0.2762	7.8608
PHOTIS	6169260299	21.	0.0271	8.3065	0.0107	0.0165	0.7732
LISTRIELLA	61693303	24.	0.0309	13.4054	0.0173	0.0172	1.9330
LISTRIELLA BARNARDI	6169330301	47.	0.0606	30.5641	0.0394	0.0298	5.1546
HIPPOMEDON	61693414	4.	0.0052	2.7726	0.0036	0.0025	0.5155
OEDICEROTIDAE	616937	1.	0.0013	0.6931	0.0009	0.0006	0.1289
MONOCULODES EDWARDSI	6169370820	50.	0.0644	24.0368	0.0310	0.0347	3.3505
SYNCHELIDIUM AMERICANUM	6169371401	59.	0.0760	29.4542	0.0380	0.0421	3.8660
PARAMETOPELLA	61694807	5.	0.0064	3.4657	0.0045	0.0031	0.6443
STENOTHOE	61694810	4.	0.0052	2.7726	0.0036	0.0025	0.5155
PARACAPRELLA TENUIS	6171010901	6.	0.0077	2.9957	0.0039	0.0046	0.3866
DECAPODA	6175	58.	0.0747	22.2723	0.0287	0.0400	2.7062
PENAEIDAE	617701	33.	0.0425	18.6504	0.0240	0.0235	2.7062
PENAEUS AZTECUS	6177010101	1.	0.0013	0.6931	0.0009	0.0006	0.1289
TRACHYPENAEUS	61770102	4.	0.0052	2.4849	0.0032	0.0028	0.3866
TRACHYPENAEUS SIMILIS	6177010202	10.	0.0129	6.2383	0.0080	0.0068	1.0309
SERGESTIDAE	617702	1.	0.0013	0.6931	0.0009	0.0006	0.1289
ACETES AMERICANUS	6177020101	96.	0.1237	48.2337	0.0622	0.0667	6.5722

NAME	NODC CODE	CENTRAL GULF PLATFORM STUDY MACROFAUNA					PERCENT OCCURANCE
		COUNT (c)	MEAN (c)	SUM (c')	MEAN (c')	VARIANCE (c')	
CARIDEA	6179	8.	0.0103	5.5452	0.0071	0.0049	1.0309
LEPTOCHELA	61790502	1.	0.0013	0.6931	0.0009	0.0006	0.1289
LEPTOCHELA BERMUDENSIS	6179050202	4.	0.0052	2.7726	0.0036	0.0025	0.5155
PERICLIMENES	61791104	1.	0.0013	0.6931	0.0009	0.0006	0.1289
ALPHEIDAE	617914	1.	0.0013	0.6931	0.0009	0.0006	0.1289
ALPHEUS FLORIDANUS	6179140103	76.	0.0979	49.5668	0.0639	0.0462	8.5052
AUTOMATE EVERMANNI	6179140301	145.	0.1869	85.9649	0.1108	0.0911	13.0155
ALPHEOPSIS	61791405	12.	0.0155	7.7424	0.0100	0.0080	1.2887
OGYRIDES LIMICOLA	6179150102	6.	0.0077	3.8712	0.0050	0.0040	0.6443
LATREUTES PARVULUS	6179160602	4.	0.0052	2.4849	0.0032	0.0028	0.3866
PROCESSA HEMPHILLI	6179170101	19.	0.0245	12.5944	0.0162	0.0122	2.1907
CALLIANASSIDAE	618304	3.	0.0039	2.0794	0.0027	0.0019	0.3866
[USE 6183170102]	6183040102	5.	0.0064	3.4657	0.0045	0.0031	0.6443
CALLIANASSA	61830402	1.	0.0013	0.6931	0.0009	0.0006	0.1289
CALLIANASSIDAE	6183049999	4.	0.0052	2.7726	0.0036	0.0025	0.5155
PAGURIDAE	618306	15.	0.0193	7.0493	0.0091	0.0105	1.0309
PAGURUS	61830602	6.	0.0077	3.5835	0.0046	0.0043	0.5155
PAGURUS POLLICARIS	6183060232	1.	0.0013	0.6931	0.0009	0.0006	0.1289
PAGURUS BONAIRENSIS	6183060237	23.	0.0296	14.0985	0.0182	0.0158	2.1907
EUCERAMUS PRAELONGUS	6183120301	8.	0.0103	5.5452	0.0071	0.0049	1.0309
PORCELLANA	61831205	2.	0.0026	1.3863	0.0018	0.0012	0.2577
ALBUNEA PARETII	6183130201	1.	0.0013	0.6931	0.0009	0.0006	0.1289
BRACHYURA	6184	118.	0.1521	67.4813	0.0870	0.0766	10.1804
HEPATUS	61860202	3.	0.0039	1.7918	0.0023	0.0022	0.2577
PERSEPHONA CRINITA	6186020201	2.	0.0026	1.3863	0.0018	0.0012	0.2577
RANINOIDES	61860402	1.	0.0013	0.6931	0.0009	0.0006	0.1289
RANINOIDES LOUISIANENSIS	6186040201	2.	0.0026	1.3863	0.0018	0.0012	0.2577
LIBINIA DUBIA	6187010901	2.	0.0026	1.3863	0.0018	0.0012	0.2577
PARTHENOPIIDAE	618702	1.	0.0013	0.6931	0.0009	0.0006	0.1289
LEIOLAMBRUS NITIDUS	6187020201	17.	0.0219	11.2081	0.0144	0.0110	1.9330
PORTUNUS	61890106	20.	0.0258	13.2876	0.0171	0.0127	2.3196
PORTUNUS GIBBESI	6189010601	1.	0.0013	0.6931	0.0009	0.0006	0.1289
XANTHIDAE	618902	3.	0.0039	2.0794	0.0027	0.0019	0.3866
HEXAPANOPEUS ANGUSTIFRONS	6189020601	13.	0.0168	7.3369	0.0095	0.0090	1.1598
HEXAPANOPEUS PAULENSIS	6189020602	3.	0.0039	1.7918	0.0023	0.0022	0.2577
PSEUDOMEDAEUS AGASSIZI	6189021501	2.	0.0026	1.0986	0.0014	0.0016	0.1289

NAME	NODC CODE	CENTRAL GULF PLATFORM STUDY MACROFAUNA					PERCENT OCCURANCE
		COUNT (c)	MEAN (c)	SUM (c')	MEAN (c')	VARIANCE (c')	
EUCRATODES AGASSIZII	6189021601	6.	0.0077	2.4849	0.0032	0.0048	0.2577
GONEPLACIDAE	618905	6.	0.0077	3.8712	0.0050	0.0040	0.6443
GONEPLAX	61890503	2.	0.0026	1.3863	0.0018	0.0012	0.2577
SPEOCARCINUS LOBATUS	6189050401	99.	0.1276	64.0708	0.0826	0.0593	10.8247
GLYPTOPLAX SMITHI	6189050601	5.	0.0064	2.7726	0.0036	0.0037	0.3866
CHASMOCARCINUS	61890508	41.	0.0528	26.9806	0.0348	0.0258	4.6392
CHASMOCARCINUS	6189050899	12.	0.0155	8.0301	0.0103	0.0076	1.4175
GONEPLACIDAE	6189059999	1.	0.0013	0.6931	0.0009	0.0006	0.1289
PINNIXA	61890604	389.	0.5013	172.4281	0.2222	0.2345	21.5206
PARAPINNIXA	61890605	1.	0.0013	0.6931	0.0009	0.0006	0.1289
PARAPINNIXA HENDERSONI	6189060501	2.	0.0026	1.3863	0.0018	0.0012	0.2577
STOMATOPODA	6191	7.	0.0090	4.8520	0.0063	0.0043	0.9021
SQUILLA	61910101	8.	0.0103	5.2575	0.0068	0.0052	0.9021
SQUILLA EMPUSA	6191010101	5.	0.0064	3.4657	0.0045	0.0031	0.6443
SQUILLA CHYDAEA	6191010102	3.	0.0039	2.0794	0.0027	0.0019	0.3866
SIPUNCULA	72	138.	0.1778	9.3601	0.0121	0.0431	0.3866
GOLFINGIA	72000201	2040.	2.6289	451.1890	0.5814	0.9276	33.8918
GOLFINGIA TENUISSIMA	7200020197	5.	0.0064	3.1781	0.0041	0.0034	0.5155
GOLFINGIA TRICOCEPHALA	7200020198	3.	0.0039	1.3863	0.0018	0.0025	0.1289
GOLFINGIA	7200020199	1180.	1.5206	153.2235	0.1975	0.4451	11.2113
ONCHNESOMA	72000202	23.	0.0296	15.3670	0.0198	0.0145	2.7062
PHASCOLION STROMBI	7200020401	301.	0.3879	140.9806	0.1817	0.1920	17.6546
ASPIDOSIPHON	72000301	110.	0.1418	44.7341	0.0576	0.0763	5.5412
ECHIURA	73	101.	0.1302	28.2791	0.0364	0.0696	2.4485
ECHIURIDAE	730102	1.	0.0013	0.6931	0.0009	0.0006	0.1289
URECHIS	73020101	2.	0.0026	1.3863	0.0018	0.0012	0.2577
PHORONIS ARCHITECTA	7700010203	340.	0.4381	114.8481	0.1480	0.2162	11.9845
BRYOZOA	78	1.	0.0013	0.6931	0.0009	0.0006	0.1289
AEVERRILLIA	7801	25.	0.0322	3.2581	0.0042	0.0137	0.1289
CHEILOSTOMATA	7814	4.	0.0052	1.6094	0.0021	0.0033	0.1289
CUPULADRIA	78150404	1660.	2.1392	48.6341	0.0627	0.2985	1.4175
7815040499	7815040402	1408.	1.8144	64.5225	0.0831	0.3611	2.0619
CUPULADRIA DOMA	7815040499	250.	0.3222	5.5255	0.0071	0.0393	0.1289
DISCOPORELLA UMBELLATA	7815150201	175.	0.2255	11.8050	0.0152	0.0609	0.3866
BUGULA	78152501	10.	0.0129	2.3979	0.0031	0.0074	0.1289
LINGULA	80020102	38.	0.0490	23.8026	0.0307	0.0251	3.8660

NAME	NODC CODE	CENTRAL GULF PLATFORM STUDY MACROFAUNA					PERCENT OCCURANCE
		COUNT (c)	MEAN (c)	SUM (c')	MEAN (c')	VARIANCE (c')	
ASTEROIDEA	8104	1.	0.0013	0.6931	0.0009	0.0006	0.1289
ASTROPECTEN DUPLICATUS	8106010502	168.	0.2165	61.6593	0.0795	0.1177	6.5722
OPHIUROIDEA	8120	18.	0.0232	11.3259	0.0146	0.0122	1.8041
HEMIPHOLIS ELONGATA	8129020201	57.	0.0735	27.1392	0.0350	0.0422	3.3505
OPHIACTIS SAVIGNYI	8129020301	1.	0.0013	0.6931	0.0009	0.0006	0.1289
AMPHIURIDAE	812903	36.	0.0464	20.0900	0.0259	0.0254	2.9639
AMPHIODIA ATRA	8129030102	124.	0.1598	72.0896	0.0929	0.0802	10.8247
AMPHIODIA TRYCHNA	8129030105	18.	0.0232	10.7381	0.0138	0.0125	1.6753
AMPHIPLUS	81290309	7.	0.0090	4.2767	0.0055	0.0049	0.6443
AMPHIPLUS CONIORTODES	8129030903	261.	0.3363	143.1100	0.1844	0.1583	20.1031
SCHIZASTER ORBIGNYANUS	8162040301	9.	0.0116	6.2383	0.0080	0.0055	1.1598
PHYLLOPHORIDAE	8170	2.	0.0026	1.3863	0.0018	0.0012	0.2577
PENTAMERA PULCHERRIMA	8172060306	46.	0.0593	24.8366	0.0320	0.0322	3.6082
CHIRIDOTA LAEVIS	8178020103	1.	0.0013	0.6931	0.0009	0.0006	0.1289
MOLPADIA CUBANA	8179010103	1.	0.0013	0.6931	0.0009	0.0006	0.1289
BALANOGLOSSUS	82010201	217.	0.2796	69.7147	0.0898	0.1503	6.3144
BRANCHIOSTOMA CARIBAEUM	8500010101	11.	0.0142	4.2485	0.0055	0.0088	0.3866
OSTEICHTHYES	8717	4.	0.0052	2.4849	0.0032	0.0028	0.3866
ANGUILLIFORMES	8740	1.	0.0013	0.6931	0.0009	0.0006	0.1289
NEOCONGER MUCRONATUS	8741020201	10.	0.0129	6.9315	0.0089	0.0061	1.2887
PARACONGER CAUDILIMBATUS	8741120501	1.	0.0013	0.6931	0.0009	0.0006	0.1289
MYROPHIS PUNCTATUS	8741130802	5.	0.0064	3.1781	0.0041	0.0034	0.5155
OPHICHTHUS GOMESI	8741131001	1.	0.0013	0.6931	0.0009	0.0006	0.1289
CLUPEIDAE	874701	1.	0.0013	0.6931	0.0009	0.0006	0.1289
SYNODONTIDAE	876202	1.	0.0013	0.6931	0.0009	0.0006	0.1289
ANTENNARIUS RADIOSUS	8762020301	2.	0.0026	1.3863	0.0018	0.0012	0.2577
BREGMACEROS ATLANTICUS	8791020101	65.	0.0838	37.4311	0.0482	0.0438	5.6701
SERRANIDAE	883502	1.	0.0013	0.6931	0.0009	0.0006	0.1289
GOBIIDAE	884701	2.	0.0026	1.3863	0.0018	0.0012	0.2577
GOBIONELLUS BOLEOSOMA	8847010501	2.	0.0026	1.3863	0.0018	0.0012	0.2577
GOBIOIDES BROUSSONETI	8847011201	6.	0.0077	3.8712	0.0050	0.0040	0.6443
BOLLMANNIA COMMUNIS	8847011601	8.	0.0103	5.2575	0.0068	0.0052	0.9021
BOTHIDAE	885703	4.	0.0052	2.7726	0.0036	0.0025	0.5155
SYMPHURUS	88580201	3.	0.0039	2.0794	0.0027	0.0019	0.3866
SYMPHURUS PLAGIUSA	8858020101	1.	0.0013	0.6931	0.0009	0.0006	0.1289

**APPENDIX 1.3. MISSISSIPPI-ALABAMA-FLORIDA STUDY
MACROFAUNA**

NAME	NODC CODE	MISSISSIPPI-ALABAMA-FLORIDA STUDY MACROFAUNA					PERCENT OCCURRENCE
		COUNT (c)	MEAN (c)	SUM (c')	MEAN (c')	VARIANCE (c')	
TURBELLARIA	3901	40	0.0179	8.6140	0.0039	0.0093	0.179
KINORHYNCHA	46	10	0.0045	3.5835	0.0016	0.0026	0.134
POLYCHAETA	5001	1123.	0.5025	328.1033	0.1468	0.2346	11.140
[USE 5001433701]	5001000101	4.	0.0018	2.0794	0.0009	0.0011	0.089
APHRODITIDAE	500101	17.	0.0076	11.4958	0.0051	0.0037	0.715
LAETMONICE HYSTRIX	5001010204	14.	0.0063	8.3178	0.0037	0.0034	0.447
POLYNOIDAE	500102	107.	0.0479	61.4035	0.0275	0.0255	3.266
ANTINOELLA	50010202	1.	0.0004	0.6931	0.0003	0.0002	0.044
ANTINOELLA SARSI	5001020202	5.	0.0022	2.4849	0.0011	0.0014	0.089
EUNOE SENTA	5001020504	2.	0.0009	1.3863	0.0006	0.0004	0.089
EUNOE OERSTEDI	5001020505	1.	0.0004	0.6931	0.0003	0.0002	0.044
EUNOE SPINULOSA	5001020508	5.	0.0022	3.4657	0.0016	0.0011	0.223
GATTYANA CIRROSA	5001020603	13.	0.0058	7.5601	0.0034	0.0032	0.402
HARMOTHOE	50010208	38.	0.0170	25.0711	0.0112	0.0085	1.521
HARMOTHOE EXTENUATA	5001020803	19.	0.0085	11.6136	0.0052	0.0046	0.626
HARMOTHOE IMPRICATA	5001020806	59.	0.0264	34.9586	0.0156	0.0145	1.789
HARMOTHOE IMPAR	5001020807	38.	0.0170	19.5146	0.0087	0.0100	0.850
HARMOTHOE LUNULATA	5001020810	250.	0.1119	122.2027	0.0547	0.0629	5.279
HARMOTHOE FRASERTHOMSONI	5001020814	2.	0.0009	1.3863	0.0006	0.0004	0.089
HARMOTHOE SPINIFERA	5001020822	301.	0.1347	157.0039	0.0702	0.0732	7.293
HARMOTHOE CRUSIS	5001020823	1.	0.0004	0.6931	0.0003	0.0002	0.044
HARMOTHOE GILCHRISTI	5001020824	2.	0.0009	1.3863	0.0006	0.0004	0.089
HARMOTHOE JOHNSTONI	5001020825	6.	0.0027	2.7726	0.0012	0.0017	0.089
HARMOTHOE MAXILLOSPINOSA	5001020826	10.	0.0045	5.3753	0.0024	0.0027	0.223
LEPIDONOTUS	50010211	1.	0.0004	0.6931	0.0003	0.0002	0.044
LEPIDONOTUS SUBLEVIS	5001021104	20.	0.0089	7.9010	0.0035	0.0054	0.268
LEPIDONOTUS VARIABILIS	5001021105	7.	0.0031	4.5643	0.0020	0.0016	0.268
LEPIDASTHENIA	50010218	8.	0.0036	5.5452	0.0025	0.0017	0.357
LEPIDASTHENIA MACULATA	5001021802	5.	0.0022	3.1781	0.0014	0.0012	0.179
LEPIDASTHENIA VARIUS	5001021803	8.	0.0036	5.5452	0.0025	0.0017	0.357
[USE 5001021806]	5001021901	2.	0.0009	1.3863	0.0006	0.0004	0.089
SUBADYTE	50010227	1.	0.0004	0.6931	0.0003	0.0002	0.044
SUBADYTE PELLUCIDA	5001022701	10.	0.0045	6.9315	0.0031	0.0021	0.447
MALMGRENIA	50010235	11.	0.0049	6.7616	0.0030	0.0027	0.357
MALMGRENIA CURACAOENSIS	5001023502	2.	0.0009	1.3863	0.0006	0.0004	0.089
IPHIONE	50010236	13.	0.0058	9.0109	0.0040	0.0028	0.581

MISSISSIPPI-ALABAMA-FLORIDA STUDY MACROFAUNA							
NAME	NODC CODE	COUNT (c)	MEAN (c)	SUM (c')	MEAN (c')	VARIANCE (c')	PERCENT OCCURRENCE
TELOLEPIDASTHENIA	50010237	1.	0.0004	0.6931	0.0003	0.0002	0.044
ANTINOANA FUSCA	5001023801	4.	0.0018	2.4849	0.0011	0.0010	0.134
HERMENIA VERRUCULOSA	5001023901	8.	0.0036	4.0943	0.0018	0.0021	0.179
POLYODONTIDAE (POLYCHAETA	500103	4.	0.0018	2.7726	0.0012	0.0009	0.179
POLYODONTES	50010302	12.	0.0054	8.3178	0.0037	0.0026	0.536
POLYODONTES LUPINA	5001030201	18.	0.0081	11.7835	0.0053	0.0041	0.715
EUPANTHALIS KINBERGI	5001030301	2.	0.0009	1.3863	0.0006	0.0004	0.089
EUPANTHALIS TUBIFEX	5001030302	8.	0.0036	5.5452	0.0025	0.0017	0.357
PANTHALIS	50010304	2.	0.0009	1.3863	0.0006	0.0004	0.089
PANTHALIS PACIFICA	5001030401	5.	0.0022	3.4657	0.0016	0.0011	0.223
PHOLOIDES SP.	50010401	9.	0.0040	5.2575	0.0024	0.0023	0.268
EULEPETHIDAE	500105	22.	0.0098	13.9807	0.0063	0.0051	0.805
GRUBEULEPIS	50010501	32.	0.0143	20.6245	0.0092	0.0073	1.208
GRUBEULEPIS MEXICANA	5001050102	229.	0.1025	137.9408	0.0617	0.0521	7.427
GRUBEULEPIS GEAYI	5001050104	1.	0.0004	0.6931	0.0003	0.0002	0.044
GRUBEULEPIS SULCATISETIS	5001050106	1.	0.0004	0.6931	0.0003	0.0002	0.044
PAREULEPIS	50010502	28.	0.0125	16.5834	0.0074	0.0069	0.850
MEXIEULEPIS ELONGATUS	5001050301	5.	0.0022	3.4657	0.0016	0.0011	0.223
SIGALIONIDAE	500106	311.	0.1391	145.4801	0.0651	0.0784	6.040
PHOLOE	50010601	106.	0.0474	59.0207	0.0264	0.0261	2.953
PHOLOE MINUTA	5001060101	81.	0.0362	41.1484	0.0184	0.0203	1.968
STHENELAIS	50010603	31.	0.0139	17.9697	0.0080	0.0078	0.894
STHENELAIS BOA	5001060302	348.	0.1557	94.0249	0.0868	0.0797	9.843
STHENELAIS LIMICOLA	5001060303	153.	0.0685	87.9630	0.0394	0.0368	4.519
STHENELAIS MINOR	5001060309	56.	0.0251	31.4804	0.0141	0.0142	1.521
SIGALION ARENICOLA	5001060401	44.	0.0197	28.6546	0.0128	0.0100	1.700
LEANIRA	50010605	2.	0.0009	1.3863	0.0006	0.0004	0.089
LEANIRA HYSTRICIS	5001060501	61.	0.0273	33.0617	0.0148	0.0154	1.610
STHENOLEPIS	50010607	13.	0.0058	8.1479	0.0036	0.0031	0.447
STHENOLEPIS JAPONICA	5001060701	2.	0.0009	1.3863	0.0006	0.0004	0.089
STHENOLEPIS YHLENI	5001060702	64.	0.0286	36.2555	0.0162	0.0155	1.923
PSAMMOLYCE	50010609	1.	0.0004	0.6931	0.0003	0.0002	0.044
PSAMMOLYCE CTENIDOPHORA	5001060901	60.	0.0268	38.3587	0.0172	0.0137	2.237
PSAMMOLYCE ARENOSA	5001060902	24.	0.0107	15.7725	0.0071	0.0054	0.939
PSAMMOLYCE FLAVA	5001060903	2.	0.0009	1.3863	0.0006	0.0004	0.089
EHLERSILEANIRA INCISA	5001061001	2.	0.0009	1.3863	0.0006	0.0004	0.089

MISSISSIPPI-ALABAMA-FLORIDA STUDY MACROFAUNA							
NAME	NODC CODE	COUNT (c)	MEAN (c)	SUM (c')	MEAN (c')	VARIANCE (c')	PERCENT OCCURRENCE
STHENELANELLA	50010612	3.	0.0013	2.0794	0.0009	0.0006	0.134
STHENELANELLA EHLERSI	5001061201	41.	0.0183	26.2875	0.0118	0.0094	1.521
EUPHOLOE	50010613	5.	0.0022	3.4657	0.0016	0.0011	0.223
FIMBRIOSTHENELAIS HOBBSI	5001061401	6.	0.0027	2.9957	0.0013	0.0016	0.134
PISIONIDAE	500107	61.	0.0273	17.0197	0.0076	0.0153	0.447
PISIONE REMOTA	5001070101	717.	0.3208	256.9465	0.1150	0.1628	9.619
CHRYSOPETALIDAE	500108	123.	0.0550	51.6727	0.0231	0.0327	1.879
PALEANOTUS	50010801	1081.	0.4837	264.1120	0.1182	0.2168	8.411
PALEANOTUS OCCIDENTALE	5001080102	61.	0.0273	30.4490	0.0136	0.0149	1.521
PALEANOTUS HETEROSETA	5001080103	938.	0.4197	280.8467	0.1257	0.1982	9.798
PALEANOTUS CHRYSOLEPIS	5001080104	26.	0.0116	16.2957	0.0073	0.0062	0.894
DYSPONETUS	50010802	13.	0.0058	4.0254	0.0018	0.0036	0.089
AMPHINOMIDAE	500110	262.	0.1172	134.2000	0.0600	0.0651	6.040
CHLOEIA	50011001	9.	0.0040	5.5452	0.0025	0.0021	0.313
CHLOEIA VIRIDIS	5001100102	82.	0.0367	53.8435	0.0241	0.0182	3.221
CHLOEIA ROSEA	5001100104	1.	0.0004	0.6931	0.0003	0.0002	0.044
LINOPHERUS PAUCIBRANCNCHIA	5001100301	80.	0.0358	31.8544	0.0143	0.0204	1.208
LINOPHERUS AMBIGUA	5001100302	791.	0.3539	195.7733	0.0876	0.1172	8.277
LINOPHERUS CANARIENSIS	5001100303	26.	0.0116	13.5753	0.0061	0.0070	0.581
PARAMPHINOME	50011004	15.	0.0067	8.2532	0.0037	0.0038	0.402
PARAMPHINOME JEFFREYSI	5001100401	37.	0.0166	22.1286	0.0099	0.0089	1.208
PARAMPHINOME PULCHELLA	5001100402	106.	0.0474	56.5451	0.0253	0.0265	2.729
NOTOPYGOS	50011006	2.	0.0009	1.3863	0.0006	0.0004	0.089
EURYTHOE COMPLANATA	5001100701	16.	0.0072	9.8218	0.0044	0.0039	0.536
HERMODICE CARUNCULATA	5001100801	2.	0.0009	1.3863	0.0006	0.0004	0.089
EUPHROSINIDAE	500111	2.	0.0009	1.3863	0.0006	0.0004	0.089
EUPHROSINE	50011101	30.	0.0134	18.8328	0.0084	0.0070	1.073
EUPHROSINE BICIRRATA	5001110102	1.	0.0004	0.6931	0.0003	0.0002	0.044
EUPHROSINE ARMADILLO	5001110107	2.	0.0009	1.3863	0.0006	0.0004	0.089
EUPHROSINE TRILOBA	5001110108	5.	0.0022	3.4657	0.0016	0.0011	0.223
EUPHROSINE PAUCIBRANCHIAT	5001110111	4.	0.0018	2.7726	0.0012	0.0009	0.179
PHYLLODOCIDAE	500113	231.	0.1034	98.6876	0.0442	0.0568	4.116
ANAITIDES	50011301	185.	0.0828	108.0541	0.0483	0.0436	5.637
ANAITIDES GROENLANDICA	5001130102	141.	0.0631	83.1278	0.0372	0.0338	4.295
ANAITIDES MUCOSA	5001130104	334.	0.1494	185.6029	0.0830	0.0782	9.082
ANAITIDES MACULATA	5001130106	4.	0.0018	2.7726	0.0012	0.0009	0.179

NAME	NODC CODE	MISSISSIPPI-ALABAMA-FLORIDA STUDY MACROFAUNA					PERCENT OCCURRENCE
		COUNT (c)	MEAN (c)	SUM (c')	MEAN (c')	VARIANCE (c')	
ANAETIDES LONGIPES	5001130112	68.	0.0304	43.9571	0.0197	0.0153	2.595
ETEONE	50011302	2.	0.0009	1.3863	0.0006	0.0004	0.089
ETEONE LONGA	5001130205	10.	0.0045	6.3561	0.0028	0.0024	0.357
ETEONE HETEROPODA	5001130207	30.	0.0134	20.2191	0.0090	0.0066	1.252
ETEONE LACTEA	5001130208	24.	0.0107	16.0602	0.0072	0.0053	0.984
EULALIA	50011303	112.	0.0501	59.3991	0.0266	0.0283	2.774
EULALIA VIRIDIS	5001130301	2.	0.0009	1.3863	0.0006	0.0004	0.089
EULALIA SANGUINEA	5001130302	341.	0.1526	163.6760	0.0732	0.0842	7.069
EULALIA BILINEATA	5001130304	23.	0.0103	14.0985	0.0063	0.0056	0.760
EULALIA MACROCEROS	5001130305	10.	0.0045	6.3561	0.0028	0.0024	0.357
EULALIA TRILINEATA	5001130311	9.	0.0040	5.6630	0.0025	0.0021	0.313
NOTOPHYLLUM TECTUM	5001130403	23.	0.0103	12.8664	0.0058	0.0056	0.671
MYSTIDES BOREALIS	5001130501	70.	0.0313	45.3558	0.0203	0.0159	2.639
GENETYLLIS	50011307	2.	0.0009	1.0986	0.0005	0.0005	0.044
GENETYLLIS CASTANEA	5001130701	230.	0.1029	139.8616	0.0626	0.0515	7.695
PARANAETIS	50011308	2.	0.0009	1.3863	0.0006	0.0004	0.089
PARANAETIS SPECIOSA	5001130801	15.	0.0067	10.3972	0.0047	0.0032	0.671
PARANAETIS KOSTERIENSIS	5001130802	10.	0.0045	6.6438	0.0030	0.0023	0.402
PARANAETIS POLYNOIDES	5001130803	39.	0.0174	26.4574	0.0118	0.0085	1.655
PARANAETIS PUSILLA	5001130805	2.	0.0009	1.3863	0.0006	0.0004	0.089
HESIONURA	50011309	1.	0.0004	0.6931	0.0003	0.0002	0.044
HESIONURA COINEAUI	5001130901	5.	0.0022	3.1781	0.0014	0.0012	0.179
HESIONURA ELONGATA	5001130903	226.	0.1011	85.8711	0.0384	0.0558	3.266
NEREIPHYLLA FRAGILIS	5001131001	35.	0.0157	21.6586	0.0097	0.0083	1.208
NEREIPHYLLA NANA	5001131003	99.	0.0443	59.7138	0.0267	0.0232	3.266
PROTOMYSTIDES	50011312	1.	0.0004	0.6931	0.0003	0.0002	0.044
PROTOMYSTIDES BIDENTATA	5001131201	214.	0.0957	123.4166	0.0552	0.0500	6.443
PROTOMYSTIDES BOREALIS	5001131202	1.	0.0004	0.6931	0.0003	0.0002	0.044
PHYLLODOCE	50011314	315.	0.1409	152.7674	0.0684	0.0770	6.756
PHYLLODOCE ARENAE	5001131410	48.	0.0215	28.5901	0.0128	0.0117	1.521
PTEROCIRRUS MACROCEROS	5001131701	5.	0.0022	3.1781	0.0014	0.0012	0.179
PTEROCIRRUS MALACOCEROS	5001131703	9.	0.0040	5.5452	0.0025	0.0021	0.313
CALLIZONA SP.	50011401	1.	0.0004	0.6931	0.0003	0.0002	0.044
LOPADORRHYNCHIDAE	500115	4.	0.0018	2.4849	0.0011	0.0010	0.134
PARALACYDONIA PARADOXA	5001160101	130.	0.0582	77.7649	0.0348	0.0310	4.071
LACYDONIA	50011602	10.	0.0045	6.3561	0.0028	0.0024	0.357

MISSISSIPPI-ALABAMA-FLORIDA STUDY MACROFAUNA							
NAME	NODC CODE	COUNT (c)	MEAN (c)	SUM (c')	MEAN (c')	VARIANCE (c')	PERCENT OCCURRENCE
HESIONIDAE	500121	449.	0.2009	167.1726	0.0748	0.1102	6.040
GYPTIS	50012101	1.	0.0004	0.6931	0.0003	0.0002	0.044
[USE 5001211902]	5001210102	451.	0.2018	237.9823	0.1065	0.1048	11.275
GYPTIS VITTATA	5001210103	369.	0.1651	198.1779	0.0887	0.0851	9.843
MICROPHTHALMUS	50012102	15.	0.0067	7.5601	0.0034	0.0039	0.357
NEREIMYRA	50012103	2.	0.0009	1.0986	0.0005	0.0005	0.044
NEREIMYRA PUNCTATA	5001210303	108.	0.0483	49.6646	0.0222	0.0283	2.013
KEFERSTEINIA	50012105	18.	0.0081	4.1589	0.0019	0.0043	0.089
KEFERSTEINIA CIRRATA	5001210501	31.	0.0139	15.7725	0.0071	0.0081	0.715
PARAHESIONE LUTEOLA	5001210701	23.	0.0103	10.3327	0.0046	0.0059	0.447
HETEROPODARKE	50012111	231.	0.1034	111.0844	0.0497	0.0565	5.011
HETEROPODARKE HETEROMORPH	5001211101	211.	0.0944	111.7350	0.0500	0.0503	5.503
HESIOSPINA	50012114	117.	0.0523	40.9581	0.0183	0.0294	1.431
PODARKE	50012115	43.	0.0192	21.1604	0.0095	0.0113	0.939
PODARKE OBSCURA	5001211502	309.	0.1383	140.9012	0.0630	0.0784	5.727
PODARKE AGILIS	5001211503	147.	0.0658	75.3292	0.0337	0.0362	3.579
PODARKE ANGUSTIFRONS	5001211504	61.	0.0273	18.6784	0.0084	0.0162	0.492
PODARKE LATIFRONS	5001211506	114.	0.0510	33.8806	0.0152	0.0291	0.939
PODARKE PALLIDA	5001211507	77.	0.0345	37.4641	0.0168	0.0199	1.655
HESIONE	50012116	8.	0.0036	4.9698	0.0022	0.0019	0.268
HESIONE PICTA	5001211601	1.	0.0004	0.6931	0.0003	0.0002	0.044
HESIOCAECA	50012117	5.	0.0022	2.7726	0.0012	0.0013	0.134
PILARGIIDAE	500122	624.	0.2792	176.2210	0.0788	0.1462	5.100
ANCISTROSYLLIS	50012201	13.	0.0058	7.5601	0.0034	0.0032	0.402
ANCISTROSYLLIS HAMATA	5001220101	48.	0.0215	26.4949	0.0119	0.0121	1.297
ANCISTROSYLLIS HARTMANAE	5001220102	59.	0.0264	32.4613	0.0145	0.0150	1.566
ANCISTROSYLLIS JONESI	5001220103	8.	0.0036	4.9698	0.0022	0.0019	0.268
ANCISTROSYLLIS PAPILLOSA	5001220105	90.	0.0403	33.5441	0.0150	0.0223	1.297
ANCISTROSYLLIS CAROLINENS	5001220106	5.	0.0022	2.7726	0.0012	0.0013	0.134
ANCISTROSYLLIS COMMENSALI	5001220107	2.	0.0009	1.3863	0.0006	0.0004	0.089
ANCISTROSYLLIS MATSUNAGAE	5001220108	3.	0.0013	2.0794	0.0009	0.0006	0.134
SIGAMBRA	50012202	392.	0.1754	128.7058	0.0576	0.0995	3.847
SIGAMBRA TENTACULATA	5001220201	651.	0.2913	276.1831	0.1236	0.1525	11.319
SIGAMBRA WASSI	5001220203	2.	0.0009	1.3863	0.0006	0.0004	0.089
SIGAMBRA BASSI	5001220204	163.	0.0729	90.3845	0.0404	0.0392	4.563
SIGAMBRA OCELLATA	5001220205	9.	0.0040	4.0254	0.0018	0.0023	0.179

NAME	NODC CODE	MISSISSIPPI-ALABAMA-FLORIDA STUDY MACROFAUNA					PERCENT OCCURRENCE
		COUNT (c)	MEAN (c)	SUM (c')	MEAN (c')	VARIANCE (c')	
SIGAMBRA ROBUSTA	5001220206	2.	0.0009	1.3863	0.0006	0.0004	0.089
PILARGIS	50012203	17.	0.0076	11.2081	0.0050	0.0039	0.671
PILARGIS BERKELEYI	5001220301	16.	0.0072	9.9396	0.0044	0.0039	0.536
PILARGIS PACIFICA	5001220302	2.	0.0009	1.3863	0.0006	0.0004	0.089
CABIRA	50012204	2.	0.0009	1.0986	0.0005	0.0005	0.044
CABIRA INCERTA	5001220401	42.	0.0188	27.0860	0.0121	0.0095	1.610
CABIRA BREVICIRRUS	5001220402	22.	0.0098	14.3862	0.0064	0.0050	0.850
SYNELMIS	50012205	53.	0.0237	23.1143	0.0103	0.0140	0.939
SYNELMIS ALBINI	5001220502	4002.	1.7906	979.0709	0.4381	0.6259	31.991
OTOPSIS LONGIPES	5001220601	1.	0.0004	0.6931	0.0003	0.0002	0.044
PARANDALIA	50012208	1.	0.0004	0.6931	0.0003	0.0002	0.044
LITOCORSA STREMMMA	5001220901	5.	0.0022	3.1781	0.0014	0.0012	0.179
SYLLIDAE	500123	2978.	1.3324	343.7329	0.1538	0.3255	9.396
AUTOLYTUS	50012301	38.	0.0170	23.0449	0.0103	0.0091	1.252
AUTOLYTUS CORNUTUS	5001230101	27.	0.0121	15.4848	0.0069	0.0067	0.805
AUTOLYTUS PROLIFERA	5001230104	20.	0.0089	12.8821	0.0058	0.0046	0.760
AUTOLYTUS DENTALIUS	5001230112	38.	0.0170	22.6394	0.0101	0.0091	1.252
PIONOSYLLIS	50012302	600.	0.2685	172.6147	0.0772	0.0973	7.919
PIONOSYLLIS URAGA	5001230204	331.	0.1481	170.2471	0.0762	0.0804	7.785
PIONOSYLLIS PROCERA	5001230206	10.	0.0045	5.7683	0.0026	0.0024	0.313
PIONOSYLLIS LONGOCIRRATA	5001230209	27.	0.0121	15.3025	0.0068	0.0068	0.760
PIONOSYLLIS EHLERSIAEFORM	5001230210	2.	0.0009	1.0986	0.0005	0.0005	0.044
PIONOSYLLIS MALMGRENI	5001230211	3.	0.0013	1.7918	0.0008	0.0008	0.089
SYLLIS	50012303	142.	0.0635	53.6619	0.0240	0.0371	1.879
SYLLIS GRACILIS	5001230302	54.	0.0242	32.4091	0.0145	0.0131	1.700
SYLLIS CORNUTA	5001230306	1568.	0.7016	552.7347	0.2473	0.3316	19.463
SYLLIS FERRUGINA	5001230307	156.	0.0698	81.3298	0.0364	0.0364	4.116
TRYPANOSYLLIS	50012304	57.	0.0255	33.4953	0.0150	0.0139	1.745
TRYPANOSYLLIS GEMMIPARA	5001230401	1.	0.0004	0.6931	0.0003	0.0002	0.044
TRYPANOSYLLIS ZEBRA	5001230402	68.	0.0304	33.9961	0.0152	0.0170	1.610
TRYPANOSYLLIS COELIACA	5001230405	82.	0.0367	43.0783	0.0193	0.0213	1.923
TRYPANOSYLLIS VITTIGERA	5001230406	5.	0.0022	3.1781	0.0014	0.0012	0.179
TRYPANOSYLLIS GIGANTEA	5001230407	1.	0.0004	0.6931	0.0003	0.0002	0.044
TYPOSYLLIS	50012305	218.	0.0975	90.0007	0.0403	0.0513	3.892
TYPOSYLLIS ALTERNATA	5001230501	750.	0.3356	283.3108	0.1268	0.1752	10.380
TYPOSYLLIS ARMILLARIS	5001230502	63.	0.0282	30.7183	0.0137	0.0155	1.476

MISSISSIPPI-ALABAMA-FLORIDA STUDY MACROFAUNA							
NAME	NODC CODE	COUNT (c)	MEAN (c)	SUM (c')	MEAN (c')	VARIANCE (c')	PERCENT OCCURRENCE
TYPOSYLLIS HYALINA	5001230511	1079.	0.4828	415.3017	0.1858	0.2430	15.167
TYPOSYLLIS VARIEGATA	5001230512	35.	0.0157	16.2833	0.0073	0.0088	0.760
TYPOSYLLIS REGULATA	5001230513	1242.	0.5557	419.0974	0.1875	0.2775	13.736
TYPOSYLLIS ACICULATA	5001230516	26.	0.0116	16.1780	0.0072	0.0062	0.894
TYPOSYLLIS PROLIFERA	5001230524	293.	0.1311	129.0843	0.0578	0.0739	5.100
TYPOSYLLIS AMICA	5001230525	53.	0.0237	25.2421	0.0113	0.0131	1.208
TYPOSYLLIS CORALLICOLA	5001230526	3.	0.0013	2.0794	0.0009	0.0006	0.134
TYPOSYLLIS FUSCOSUTURATA	5001230527	34.	0.0152	15.8384	0.0071	0.0092	0.626
TYPOSYLLIS TIGRINOIDES	5001230528	4.	0.0018	1.6094	0.0007	0.0012	0.044
EUSYLLIS	50012306	455.	0.2036	191.0372	0.0855	0.1082	7.874
EUSYLLIS ASSIMILIS	5001230601	26.	0.0116	10.0450	0.0045	0.0062	0.447
EUSYLLIS LAMELLIGERA	5001230606	27.	0.0121	13.6930	0.0061	0.0067	0.671
EUSYLLIS LONGICIRRATA	5001230608	48.	0.0215	28.5379	0.0128	0.0118	1.476
EXOgone	50012307	144.	0.0644	61.9516	0.0277	0.0378	2.326
EXOgone DISPAR	5001230701	3122.	1.3969	954.8413	0.4272	0.5651	31.185
EXOgone GEMMIFERA	5001230702	156.	0.0698	46.8261	0.0210	0.0357	1.655
EXOgone LOUREI	5001230703	757.	0.3387	216.1330	0.0967	0.1740	6.443
EXOgone VERUGERA	5001230706	429.	0.1919	179.9632	0.0805	0.1015	7.472
EXOgone HEBES	5001230707	117.	0.0523	55.9395	0.0250	0.0297	2.460
EXOgone UNIFORMIS	5001230708	1.	0.0004	0.6931	0.0003	0.0002	0.044
SPHAEROSYLLIS	50012308	47.	0.0210	27.0984	0.0121	0.0118	1.342
SPHAEROSYLLIS ERINACEUS	5001230801	55.	0.0246	32.8667	0.0147	0.0133	1.745
SPHAEROSYLLIS HYSTRIX	5001230803	127.	0.0568	75.1498	0.0336	0.0302	3.982
SPHAEROSYLLIS PIRIFERA	5001230805	1507.	0.6743	534.8099	0.2393	0.3274	18.568
SPHAEROSYLLIS BULBOSA	5001230812	3.	0.0013	2.0794	0.0009	0.0006	0.134
SPHAEROSYLLIS FORTUITA	5001230813	2.	0.0009	1.3863	0.0006	0.0004	0.089
SPHAEROSYLLIS SEMIVERRUCO	5001230815	1.	0.0004	0.6931	0.0003	0.0002	0.044
BRANIA CLAVATA	5001230902	189.	0.0846	88.1884	0.0395	0.0476	3.713
BRANIA WELLFLEETENSIS	5001230903	1.	0.0004	0.6931	0.0003	0.0002	0.044
BRANIA TENUICIRRATA	5001230904	14.	0.0063	7.1670	0.0032	0.0037	0.313
BRANIA PUSILLA	5001230906	53.	0.0237	30.2640	0.0135	0.0128	1.610
HAPLOSYLLIS SPONGICOLA	5001231201	3042.	1.3611	250.0727	0.1119	0.2550	7.606
ODONTOSYLLIS	50012313	15.	0.0067	9.5342	0.0043	0.0035	0.536
ODONTOSYLLIS PHOSPHOREA	5001231303	11.	0.0049	6.7616	0.0030	0.0027	0.357
ODONTOSYLLIS FULGURANS	5001231304	269.	0.1204	142.7365	0.0639	0.0649	6.845
ODONTOSYLLIS GIBBA	5001231305	1.	0.0004	0.6931	0.0003	0.0002	0.044

NAME	NODC CODE	MISSISSIPPI-ALABAMA-FLORIDA STUDY MACROFAUNA					PERCENT OCCURRENCE
		COUNT (c)	MEAN (c)	SUM (c')	MEAN (c')	VARIANCE (c')	
ODONTOSYLLIS LONGISETA	5001231306	3.	0.0013	2.0794	0.0009	0.0006	0.134
ODONTOSYLLIS ASSIMILIS	5001231308	2.	0.0009	1.0986	0.0005	0.0005	0.044
ODONTOSYLLIS POLYCERA	5001231309	210.	0.0940	93.2988	0.0417	0.0533	3.847
SYLLIDES	50012315	6.	0.0027	3.8712	0.0017	0.0014	0.223
SYLLIDES JAPONICA	5001231501	36.	0.0161	21.4354	0.0096	0.0088	1.118
SYLLIDES LONGOCIRRATA	5001231503	56.	0.0251	29.2832	0.0131	0.0137	1.476
STREPTOSYLLIS	50012316	79.	0.0353	34.3331	0.0154	0.0206	1.387
STREPTOSYLLIS ARENAE	5001231601	6.	0.0027	3.5835	0.0016	0.0015	0.179
STREPTOSYLLIS WEBSTERI	5001231603	11.	0.0049	6.7616	0.0030	0.0027	0.357
PARAPIONOSYLLIS	50012317	38.	0.0170	22.6394	0.0101	0.0091	1.252
PARAPIONOSYLLIS LONGICIRR	5001231701	765.	0.3423	231.1236	0.1034	0.1734	7.606
OPISTHODONTA	50012319	20.	0.0089	10.0450	0.0045	0.0053	0.447
DIOPLOSYLLIS	50012321	2.	0.0009	1.0986	0.0005	0.0005	0.044
EHLERSIA	50012322	160.	0.0716	51.6251	0.0231	0.0402	1.610
OPISTHOSYLLIS	50012325	3.	0.0013	2.0794	0.0009	0.0006	0.134
OPISTHOSYLLIS LONGICIRRAT	5001232502	2.	0.0009	1.0986	0.0005	0.0005	0.044
PLAKOSYLLIS	50012326	111.	0.0497	53.5243	0.0239	0.0278	2.460
BRANCHIOSYLLIS OCULATA	5001232701	1.	0.0004	0.6931	0.0003	0.0002	0.044
BRANCHIOSYLLIS EXILIS	5001232702	7.	0.0031	3.6889	0.0017	0.0018	0.179
EURYSYLLIS	50012328	72.	0.0322	28.3780	0.0127	0.0181	1.118
EURYSYLLIS TUBERCULATA	5001232801	39.	0.0174	24.6135	0.0110	0.0091	1.387
PETTITIA AMPHOPHTHALMA	5001233001	2.	0.0009	1.3863	0.0006	0.0004	0.089
NEREIDAE	500124	486.	0.2174	195.3667	0.0874	0.1227	6.979
CERATONEREIS	50012401	344.	0.1539	169.9837	0.0761	0.0855	7.337
CERATONEREIS MIRABILIS	5001240105	756.	0.3383	361.0847	0.1616	0.1725	15.436
CERATONEREIS VERSIPEDATA	5001240110	84.	0.0376	24.4479	0.0109	0.0207	0.715
NEANTHES	50012403	824.	0.3687	224.2710	0.1003	0.1617	7.651
NEANTHES ACUMINATA	5001240307	610.	0.2729	240.5056	0.1076	0.1409	9.351
NEREIS	50012404	118.	0.0528	46.8850	0.0210	0.0303	1.789
NEREIS PELAGICA	5001240403	106.	0.0474	50.0382	0.0224	0.0271	2.192
NEREIS ZONATA	5001240406	301.	0.1347	93.2094	0.0417	0.0737	2.863
NEREIS GRAYI	5001240409	225.	0.1007	113.1773	0.0506	0.0553	5.190
NEREIS SUCCINEA	5001240410	5.	0.0022	2.8904	0.0013	0.0013	0.134
NEREIS FALSA	5001240414	72.	0.0322	38.6250	0.0173	0.0179	1.879
NEREIS LAMELLOSA	5001240416	5.	0.0022	3.4657	0.0016	0.0011	0.223
NEREIS ACUMINATA	5001240417	1.	0.0004	0.6931	0.0003	0.0002	0.044

NAME	NODC CODE	MISSISSIPPI-ALABAMA-FLORIDA STUDY MACROFAUNA					PERCENT OCCURRENCE
		COUNT (c)	MEAN (c)	SUM (c')	MEAN (c')	VARIANCE (c')	
NEREIS RIISEI	5001240418	984.	0.4403	385.5372	0.1725	0.2154	15.078
NEREIS SURUGAENSE	5001240424	2.	0.0009	1.3863	0.0006	0.0004	0.089
PLATYNEREIS DUMERILII	5001240503	118.	0.0528	51.8470	0.0232	0.0315	1.968
PLATYNEREIS AUSTRALIS	5001240505	1.	0.0004	0.6931	0.0003	0.0002	0.044
CERATOCEPHALE	50012406	2.	0.0009	1.3863	0.0006	0.0004	0.089
CERATOCEPHALE LOVENI	5001240601	2.	0.0009	1.3863	0.0006	0.0004	0.089
CERATOCEPHALE OCULATA	5001240603	1023.	0.4577	402.7559	0.1802	0.2198	16.286
[USE 5001241501]	5001240604	1.	0.0004	0.6931	0.0003	0.0002	0.044
CERATOCEPHALE PACIFICA	5001240605	1.	0.0004	0.6931	0.0003	0.0002	0.044
LAONEREIS CULVERI	5001240801	4.	0.0018	2.1972	0.0010	0.0011	0.089
WEBSTERINEREIS TRIDENTATA	5001241001	661.	0.2957	235.3377	0.1053	0.1607	7.874
NICON MONILOCERAS	5001241302	8.	0.0036	3.5835	0.0016	0.0022	0.134
PERINEREIS	50012414	274.	0.1226	126.1928	0.0565	0.0661	5.592
PERINEREIS CULTRIFERA	5001241401	21.	0.0094	12.5944	0.0056	0.0050	0.715
MICRONEREIDES	50012419	1.	0.0004	0.6931	0.0003	0.0002	0.044
KINBERGINEREIS INERMIS	5001242001	1635.	0.7315	337.3351	0.1509	0.2567	10.917
NEPHTYIDAE	500125	612.	0.2738	210.4914	0.0942	0.1514	6.711
NEPHTYS	50012501	749.	0.3351	323.2838	0.1446	0.1774	12.617
NEPHTYS BUCERA	5001250114	426.	0.1906	194.0208	0.0868	0.1047	7.964
NEPHTYS INCISA	5001250115	218.	0.0975	107.2300	0.0480	0.0534	4.966
NEPHTYS PICTA	5001250117	603.	0.2698	265.0373	0.1186	0.1460	10.559
NEPHTYS SQUAMOSA	5001250118	114.	0.0510	69.4993	0.0311	0.0268	3.758
MICRONEPHTHYS	50012502	40.	0.0179	23.0981	0.0103	0.0100	1.163
MICRONEPHTHYS MINUTA	5001250201	2.	0.0009	1.3863	0.0006	0.0004	0.089
MICRONEPHTHYS AMBRIZETTAN	5001250202	61.	0.0273	25.9322	0.0116	0.0167	0.894
AGLAOPHAMUS	50012503	14.	0.0063	7.0901	0.0032	0.0037	0.313
AGLAOPHAMUS MALMGRENI	5001250301	3.	0.0013	1.7918	0.0008	0.0008	0.089
AGLAOPHAMUS VERRILLI	5001250303	2704.	1.2098	905.4515	0.4051	0.5182	30.022
AGLAOPHAMUS CIRCINATA	5001250304	47.	0.0210	29.7011	0.0133	0.0110	1.655
AGLAOPHAMUS LYROCHAETA	5001250309	2.	0.0009	1.3863	0.0006	0.0004	0.089
INERMONEPHTYS INERMIS	5001250401	11.	0.0049	7.0493	0.0032	0.0026	0.402
SPHAERODORIDAE	500126	3.	0.0013	2.0794	0.0009	0.0006	0.134
SPHAERODOROPSIS	50012602	3.	0.0013	2.0794	0.0009	0.0006	0.134
SPHAERODOROPSIS CORRUGATA	5001260205	4.	0.0018	2.7726	0.0012	0.0009	0.179
EPHESIELLA	50012603	25.	0.0112	16.6355	0.0074	0.0055	1.029
SPHAERODORIDIUM CLAPAREDI	5001260401	30.	0.0134	20.2191	0.0090	0.0066	1.252

06

MISSISSIPPI-ALABAMA-FLORIDA STUDY MACROFAUNA							
NAME	NODC CODE	COUNT (c)	MEAN (c)	SUM (c')	MEAN (c')	VARIANCE (c')	PERCENT OCCURRENCE
GLYCERIDAE	500127	527.	0.2358	205.5136	0.0920	0.1294	7.427
GLYCERA	50012701	107.	0.0479	46.5314	0.0208	0.0269	2.013
GLYCERA CAPITATA	5001270101	1663.	0.7441	580.5179	0.2597	0.3605	19.328
GLYCERA TESSELATA	5001270103	686.	0.3069	287.7584	0.1288	0.1541	12.259
GLYCERA AMERICANA	5001270104	114.	0.0510	76.1420	0.0341	0.0245	4.653
GLYCERA DIBRANCHIATA	5001270105	99.	0.0443	59.6650	0.0267	0.0235	3.221
GLYCERA ROBUSTA	5001270106	1.	0.0004	0.6931	0.0003	0.0002	0.044
GLYCERA PAPILLOSA	5001270107	975.	0.4362	348.3492	0.1559	0.2207	12.349
GLYCERA OXYCEPHALA	5001270108	457.	0.2045	209.7816	0.0939	0.1091	8.993
GLYCERA ROUXI	5001270113	2.	0.0009	1.3863	0.0006	0.0004	0.089
GLYCERA SPHYRABRANCHA	5001270116	5.	0.0022	3.4657	0.0016	0.0011	0.223
HEMIPODUS BOREALIS	5001270201	558.	0.2497	199.4811	0.0893	0.1358	6.979
GONIADIDAE	500128	336.	0.1503	101.4847	0.0454	0.0811	3.266
GLYCIINDE	50012801	12.	0.0054	3.7842	0.0017	0.0030	0.134
GLYCIINDE SOLITARIA	5001280104	2.	0.0009	1.3863	0.0006	0.0004	0.089
GLYCIINDE NORDMANNI	5001280106	85.	0.0380	43.4338	0.0194	0.0201	2.237
GONIADA	50012802	2.	0.0009	1.3863	0.0006	0.0004	0.089
GONIADA MACULATA	5001280202	442.	0.1978	193.5156	0.0866	0.1004	8.993
GONIADA BRUNNEA	5001280203	90.	0.0403	32.3765	0.0145	0.0220	1.297
GONIADA NORVEGICA	5001280204	94.	0.0421	45.8556	0.0205	0.0246	1.968
GONIADA LITTOREA	5001280205	265.	0.1186	122.4132	0.0548	0.0664	5.234
GONIADA TERES	5001280206	90.	0.0403	56.4994	0.0253	0.0208	3.176
GONIADELLA	50012803	1469.	0.6573	371.7107	0.1663	0.3249	9.261
GONIADELLA GRACILIS	5001280301	401.	0.1794	118.5401	0.0530	0.0941	3.668
OPHIOGLYCERA	50012804	1.	0.0004	0.6931	0.0003	0.0002	0.044
OPHIOGLYCERA EXIMIA	5001280402	2.	0.0009	1.3863	0.0006	0.0004	0.089
GONIADIDES CAROLINAE	5001280501	990.	0.4430	217.3989	0.0973	0.2020	5.906
PROGONIADA REGULARIS	5001280601	1031.	0.4613	294.5767	0.1318	0.2348	8.635
ONUPHIDAE	500129	378.	0.1691	178.2707	0.0798	0.0929	7.516
ONUPHIS	50012901	72.	0.0322	41.4722	0.0186	0.0172	2.237
ONUPHIS CONCHYLEGA	5001290101	64.	0.0286	32.2632	0.0144	0.0164	1.476
ONUPHIS HOLOBRANCHIATA	5001290104	4.	0.0018	2.7726	0.0012	0.0009	0.179
ONUPHIS EREMITA	5001290107	323.	0.1445	118.4542	0.0530	0.0743	4.698
ONUPHIS PALLIDULA	5001290109	1017.	0.4550	454.3243	0.2033	0.2138	19.731
[USE 5001291401]	5001290112	1065.	0.4765	373.7573	0.1672	0.2234	14.272
ONUPHIS MICROCEPHALA	5001290116	392.	0.1754	154.9016	0.0693	0.0941	6.085

NAME	NODC CODE	MISSISSIPPI-ALABAMA-FLORIDA STUDY MACROFAUNA					PERCENT OCCURRENCE
		COUNT (c)	MEAN (c)	SUM (c')	MEAN (c')	VARIANCE (c')	
DIOPATRA	50012902	2.	0.0009	1.0986	0.0005	0.0005	0.044
DIOPATRA CUPREA	5001290201	384.	0.1718	187.7985	0.0840	0.0876	9.038
DIOPATRA TRIDENTATA	5001290203	156.	0.0698	87.7003	0.0392	0.0376	4.474
DIOPATRA NEOTRIDENS	5001290205	13.	0.0058	8.4355	0.0038	0.0030	0.492
DIOPATRA PAPILLATA	5001290206	4.	0.0018	2.4849	0.0011	0.0010	0.134
NOTHRIA	50012903	49.	0.0219	27.0339	0.0121	0.0125	1.297
NOTHRIA CONCHYLEGA	5001290301	25.	0.0112	10.8027	0.0048	0.0065	0.447
NOTHRIA ATLANTISA	5001290309	110.	0.0492	61.4171	0.0275	0.0275	2.953
NOTHRIA GORGONENSIS	5001290310	1.	0.0004	0.6931	0.0003	0.0002	0.044
RHAMPHOBRACHIUM	50012904	10.	0.0045	6.2383	0.0028	0.0024	0.357
RHAMPHOBRACHIUM AGASSIZI	5001290403	11.	0.0049	6.9315	0.0031	0.0026	0.402
EPIDIOPATRA	50012906	10.	0.0045	6.0684	0.0027	0.0025	0.313
AMERICONUPHIS MAGNA	5001290701	3.	0.0013	1.7918	0.0008	0.0008	0.089
PARONUPHIS	50012910	8.	0.0036	5.5452	0.0025	0.0017	0.357
EUNICIDAE	500130	198.	0.0886	87.1261	0.0390	0.0515	3.400
EUNICE	50013001	7.	0.0031	3.6889	0.0017	0.0018	0.179
EUNICE LONGICIRRATA	5001300101	1.	0.0004	0.6931	0.0003	0.0002	0.044
EUNICE VITTATA	5001300106	3364.	1.5051	978.0812	0.4376	0.6222	29.843
EUNICE ANTENNATA	5001300108	416.	0.1861	178.3196	0.0798	0.1028	7.069
EUNICE FILAMENTOSA	5001300110	1.	0.0004	0.6931	0.0003	0.0002	0.044
EUNICE WEBSTERI	5001300116	118.	0.0528	59.5847	0.0267	0.0297	2.729
EUNICE CARIBOEA	5001300117	2.	0.0009	1.3863	0.0006	0.0004	0.089
EUNICE KINBERGI	5001300118	3.	0.0013	1.3863	0.0006	0.0009	0.044
MARPHYSA	50013002	18.	0.0081	8.4074	0.0038	0.0048	0.357
MARPHYSA SANGUINEA	5001300201	2.	0.0009	1.3863	0.0006	0.0004	0.089
MARPHYSA BELLI	5001300202	4.	0.0018	2.4849	0.0011	0.0010	0.134
MARPHYSA STYLOBRANCHIATA	5001300203	2.	0.0009	1.3863	0.0006	0.0004	0.089
MARPHYSA REGALIS	5001300205	1.	0.0004	0.6931	0.0003	0.0002	0.044
MARPHYSA CONFEB[BA	5001300207	4.	0.0018	2.7726	0.0012	0.0009	0.179
MARPHYSA MORTENSENI	5001300209	1.	0.0004	0.6931	0.0003	0.0002	0.044
MARPHYSA BIFURCATA	5001300210	7.	0.0031	4.8520	0.0022	0.0015	0.313
LYSIDICE	50013003	7.	0.0031	4.8520	0.0022	0.0015	0.313
LYSIDICE NINETTA	5001300301	801.	0.3584	306.3145	0.1371	0.1700	12.528
PALOLA SICILIENSIS	5001300401	16.	0.0072	10.1095	0.0045	0.0037	0.581
NEMATONEREIS UNICORNIS	5001300501	125.	0.0559	73.8700	0.0331	0.0299	3.847
NEMATONEREIS HEBES	5001300502	8.	0.0036	4.0943	0.0018	0.0021	0.179

NAME	NODC CODE	MISSISSIPPI-ALABAMA-FLORIDA STUDY MACROFAUNA					PERCENT OCCURRENCE
		COUNT (c)	MEAN (c)	SUM (c')	MEAN (c')	VARIANCE (c')	
EUNIPHYSA	50013006	7.	0.0031	4.8520	0.0022	0.0015	0.313
PARAMARPHYSA LONGULA	5001300701	9.	0.0040	3.8712	0.0017	0.0025	0.134
LUMBRINERIDAE	500131	768.	0.3436	255.7418	0.1144	0.1846	8.008
LUMBRINERIS	50013101	388.	0.1736	197.8866	0.0885	0.0891	9.709
LUMBRINERIS BICIRRATA	5001310101	5.	0.0022	3.1781	0.0014	0.0012	0.179
LUMBRINERIS FRAGILIS	5001310102	1.	0.0004	0.6931	0.0003	0.0002	0.044
LUMBRINERIS LATREILLI	5001310104	253.	0.1132	143.3037	0.0641	0.0604	7.069
LUMBRINERIS ZONATA	5001310106	4.	0.0018	2.7726	0.0012	0.0009	0.179
LUMBRINERIS INFLATA	5001310108	123.	0.0550	55.5312	0.0248	0.0316	2.326
LUMBRINERIS PALLIDA	5001310111	4.	0.0018	2.7726	0.0012	0.0009	0.179
LUMBRINERIS TENUIS	5001310113	61.	0.0273	24.2309	0.0108	0.0144	1.118
LUMBRINERIS ACUTA	5001310114	274.	0.1226	164.0471	0.0734	0.0612	8.859
LUMBRINERIS IMPATIENS	5001310115	787.	0.3521	275.7682	0.1234	0.1922	8.724
LUMBRINERIS TETRAURA	5001310117	108.	0.0483	49.3211	0.0221	0.0274	2.102
LUMBRINERIS CRUZENSIS	5001310118	1390.	0.6219	432.4611	0.1935	0.2772	16.062
LUMBRINERIS PARVAPEDATA	5001310119	2339.	1.0465	791.2723	0.3540	0.4664	26.085
LUMBRINERIS BRANCHIATA	5001310121	135.	0.0604	68.3612	0.0306	0.0344	3.087
LUMBRINERIS ALBIDENTATA	5001310122	17.	0.0076	11.2081	0.0050	0.0039	0.671
LUMBRINERIS COCCINEA	5001310125	299.	0.1338	165.4063	0.0740	0.0713	7.964
LUMBRINERIS JANUARI	5001310126	10.	0.0045	6.2383	0.0028	0.0024	0.357
LUMBRINERIS LIMICOLA	5001310128	3.	0.0013	1.3863	0.0006	0.0009	0.044
LUMBRINERIS ERECTUS	5001310133	142.	0.0635	87.1813	0.0390	0.0329	4.742
LUMBRINERIS PARADOXA	5001310139	89.	0.0398	55.4653	0.0248	0.0207	3.087
LUMBRINERIS CRASSIDENTATA	5001310141	1683.	0.7530	472.8807	0.2116	0.3665	13.288
LUMBRINERIS CANDIDA	5001310142	30.	0.0134	19.3560	0.0087	0.0069	1.118
LUMBRINERIS MONROI	5001310144	3.	0.0013	2.0794	0.0009	0.0006	0.134
LUMBRINERIS CRASSICEPHALA	5001310145	17.	0.0076	10.9205	0.0049	0.0040	0.626
NINOE	50013102	9.	0.0040	6.2383	0.0028	0.0019	0.402
NINOE NIGRIPES	5001310204	69.	0.0309	41.4201	0.0185	0.0167	2.192
ARABELLIDAE	500133	6.	0.0027	3.8712	0.0017	0.0014	0.223
DRILONEREIS	50013301	31.	0.0139	21.4876	0.0096	0.0066	1.387
DRILONEREIS FILUM	5001330101	16.	0.0072	10.2273	0.0046	0.0038	0.581
DRILONEREIS LONGA	5001330103	55.	0.0246	35.8092	0.0160	0.0123	2.147
DRILONEREIS MAGNA	5001330105	81.	0.0362	52.3394	0.0234	0.0182	3.087
DRILONEREIS ROBUSTUS	5001330107	2.	0.0009	1.3863	0.0006	0.0004	0.089
DRILONEREIS MONROI	5001330108	2.	0.0009	1.3863	0.0006	0.0004	0.089

MISSISSIPPI-ALABAMA-FLORIDA STUDY MACROFAUNA							
NAME	NODC CODE	COUNT (c)	MEAN (c)	SUM (c')	MEAN (c')	VARIANCE (c')	PERCENT OCCURRENCE
ARABELLA	50013302	36.	0.0161	23.2793	0.0104	0.0082	1.387
ARABELLA IRICOLOR	5001330201	34.	0.0152	22.8739	0.0102	0.0074	1.431
ARABELLA MUTANS	5001330202	65.	0.0291	37.9374	0.0170	0.0155	2.058
NOTOCIRRUS	50013303	3.	0.0013	2.0794	0.0009	0.0006	0.134
NOTOCIRRUS SPINIFERUS	5001330301	4.	0.0018	2.7726	0.0012	0.0009	0.179
LYSARETIDAE	500134	1.	0.0004	0.6931	0.0003	0.0002	0.044
LYSARETE BRASILIENSIS	5001340101	1.	0.0004	0.6931	0.0003	0.0002	0.044
OENONE FULGIDA	5001340201	12.	0.0054	5.9915	0.0027	0.0032	0.268
DORVILLEIDAE	500136	189.	0.0846	86.4231	0.0387	0.0486	3.534
DORVILLEA	50013601	8.	0.0036	4.8520	0.0022	0.0019	0.268
DORVILLEA PSEUDORUBROVITT	5001360101	56.	0.0251	11.2978	0.0051	0.0108	0.402
DORVILLEA SOCIABILIS	5001360108	361.	0.1615	188.6451	0.0844	0.0840	9.127
DORVILLEA CERASINA	5001360109	2.	0.0009	1.3863	0.0006	0.0004	0.089
PROTODORVILLEA	50013602	3.	0.0013	1.7918	0.0008	0.0008	0.089
PROTODORVILLEA KEFERSTEIN	5001360203	1840.	0.8233	622.9932	0.2787	0.3551	22.729
PROTODORVILLEA MINUTA	5001360204	1.	0.0004	0.6931	0.0003	0.0002	0.044
OPHRYOTROCHA	50013604	2.	0.0009	1.0986	0.0005	0.0005	0.044
OPHRYOTROCHA PUERILIS	5001360401	8.	0.0036	4.2767	0.0019	0.0022	0.179
SCHISTOMERINGOS	50013605	193.	0.0864	92.9320	0.0416	0.0480	4.205
SCHISTOMERINGOS LONGICORN	5001360501	64.	0.0286	37.1434	0.0166	0.0157	1.923
SCHISTOMERINGOS RUDOLPHI	5001360504	535.	0.2394	279.4530	0.1250	0.1239	12.796
SCHISTOMERINGOS CAECA	5001360505	39.	0.0174	21.4073	0.0096	0.0098	1.073
SCHISTOMERINGOS NEGLECTA	5001360506	426.	0.1906	193.4317	0.0865	0.1036	8.053
MEIODORVILLEA MINUTA	5001360601	28.	0.0125	16.1780	0.0072	0.0071	0.805
ORBINIDAE	500140	169.	0.0756	87.6039	0.0392	0.0420	4.071
HAPLOSCOLOPLOS	50014001	8.	0.0036	4.8520	0.0022	0.0019	0.268
HAPLOSCOLOPLOS FOLIOSUS	5001400103	44.	0.0197	25.9353	0.0116	0.0108	1.342
HAPLOSCOLOPLOS ROBUSTUS	5001400104	2.	0.0009	1.3863	0.0006	0.0004	0.089
HAPLOSCOLOPLOS FRAGILIS	5001400105	30.	0.0134	18.6629	0.0084	0.0071	1.029
HAPLOSCOLOPLOS KERGUELENS	5001400106	1.	0.0004	0.6931	0.0003	0.0002	0.044
NAINERIS	50014002	21.	0.0094	11.9013	0.0053	0.0054	0.581
NAINERIS DENDRITICA	5001400201	2.	0.0009	1.3863	0.0006	0.0004	0.089
NAINERIS LAEVIGATA	5001400203	14.	0.0063	9.4164	0.0042	0.0031	0.581
NAINERIS BICORNIS	5001400206	5.	0.0022	3.4657	0.0016	0.0011	0.223
NAINERIS GRUBEI	5001400207	3.	0.0013	1.7918	0.0008	0.0008	0.089
NAINERIS SETOSA	5001400208	36.	0.0161	22.7040	0.0102	0.0084	1.297

MISSISSIPPI-ALABAMA-FLORIDA STUDY MACROFAUNA							
NAME	NODC CODE	COUNT (c)	MEAN (c)	SUM (c')	MEAN (c')	VARIANCE (c')	PERCENT OCCURRENCE
SCOLOPLOS	50014003	77.	0.0345	45.5665	0.0204	0.0186	2.416
SCOLOPLOS FRAGILIS	5001400303	150.	0.0671	90.5814	0.0405	0.0350	4.877
SCOLOPLOS ROBUSTUS	5001400304	4.	0.0018	2.7726	0.0012	0.0009	0.179
SCOLOPLOS ACUTUS	5001400305	36.	0.0161	19.4614	0.0087	0.0094	0.894
SCOLOPLOS RUBRA	5001400307	327.	0.1463	189.6973	0.0849	0.0738	9.932
SCOLOPLOS CAPENSIS	5001400308	107.	0.0479	66.0336	0.0295	0.0250	3.624
SCOLOPLOS ACMECEPS	5001400311	71.	0.0318	44.0873	0.0197	0.0167	2.416
PHYLO FELIX	5001400401	1.	0.0004	0.6931	0.0003	0.0002	0.044
PHYLO KUPFERI	5001400404	1.	0.0004	0.6931	0.0003	0.0002	0.044
ORBINIA RISERI	5001400504	10.	0.0045	6.3561	0.0028	0.0024	0.357
ORBINIA AMERICANA	5001400505	5.	0.0022	3.4657	0.0016	0.0011	0.223
ORBINIELLA	50014006	5.	0.0022	2.8904	0.0013	0.0013	0.134
CALIFIA SCHMITTI	5001400903	2.	0.0009	1.0986	0.0005	0.0005	0.044
PROSCOLOPLOS	50014011	7.	0.0031	4.8520	0.0022	0.0015	0.313
PARAONIDAE	500141	2275.	1.0179	552.0590	0.2470	0.4497	15.481
AEDICIRA	50014101	119.	0.0532	54.8662	0.0245	0.0306	2.326
AEDICIRA BELGICAE	5001410102	3319.	1.4850	930.7315	0.4164	0.6184	27.158
AEDICIRA PACIFICA	5001410103	30.	0.0134	18.6629	0.0084	0.0071	1.029
AEDICIRA PARVA	5001410104	7.	0.0031	3.8712	0.0017	0.0018	0.179
ARICIDEA	50014102	237.	0.1060	101.9769	0.0456	0.0553	4.384
ARICIDEA SUECICA	5001410201	562.	0.2515	213.2136	0.0954	0.1311	8.322
ARICIDEA USCHAKOWI	5001410202	17.	0.0076	10.6328	0.0048	0.0041	0.581
ARICIDEA JEFFREYSI	5001410204	3.	0.0013	2.0794	0.0009	0.0006	0.134
ARICIDEA WASSI	5001410206	878.	0.3928	174.7478	0.0782	0.1709	4.608
ARICIDEA ANNAE	5001410207	59.	0.0264	31.7444	0.0142	0.0152	1.476
[USE 5001411306]	5001410208	6055.	2.7092	1462.3517	0.6543	0.8993	41.252
ARICIDEA NEOSUECICA	5001410210	550.	0.2461	254.3834	0.1138	0.1331	10.380
[USE 5001411301]	5001410211	662.	0.2962	301.5371	0.1349	0.1575	12.170
ARICIDEA FRAGILIS	5001410214	1346.	0.6022	476.0231	0.2130	0.2957	16.778
ARICIDEA QUADRILOBATA	5001410217	9.	0.0040	5.6630	0.0025	0.0021	0.313
[USE 5001410706]	5001410218	164.	0.0734	70.3276	0.0315	0.0422	2.729
ARICIDEA PSEUDOARTICULATA	5001410219	92.	0.0412	50.1118	0.0224	0.0229	2.460
ARICIDEA MINUTA	5001410220	2.	0.0009	1.3863	0.0006	0.0004	0.089
ARICIDEA PHILBINAE	5001410221	98.	0.0438	43.3535	0.0194	0.0261	1.700
ARICIDEA TAYLORI	5001410222	151.	0.0676	59.0818	0.0264	0.0368	2.416
ARICIDEA TRILOBATA	5001410228	1.	0.0004	0.6931	0.0003	0.0002	0.044

MISSISSIPPI-ALABAMA-FLORIDA STUDY MACROFAUNA							
NAME	NODC CODE	COUNT (c)	MEAN (c)	SUM (c')	MEAN (c')	VARIANCE (c')	PERCENT OCCURRENCE
ARICIDEA ELONGATA	5001410229	1.	0.0004	0.6931	0.0003	0.0002	0.044
PARAONIS	50014103	18.	0.0081	11.2081	0.0050	0.0043	0.626
PARAONIS FULGENS	5001410302	10.	0.0045	6.9315	0.0031	0.0021	0.447
PARAONIS LYRIFORMIS	5001410307	1.	0.0004	0.6931	0.0003	0.0002	0.044
CIRROPHORUS	50014106	6.	0.0027	3.4657	0.0016	0.0015	0.179
CIRROPHORUS LYRIFORMIS	5001410601	3263.	1.4600	1006.3713	0.4503	0.6040	31.051
CIRROPHORUS BRANCHIATUS	5001410605	798.	0.3570	367.9743	0.1646	0.1766	16.107
TAUBERIA GRACILIS	5001410801	4016.	1.7969	1234.2714	0.5522	0.6604	41.029
PARADONEIS	50014112	2.	0.0009	1.3863	0.0006	0.0004	0.089
PARADONEIS LYRA	5001411201	4837.	2.1642	1223.8234	0.5476	0.7717	35.749
SPIONIDAE	500143	1749.	0.7826	440.7973	0.1972	0.3725	12.170
LAONICE CIRRATA	5001430201	908.	0.4063	430.7789	0.1927	0.1986	18.791
POLYDORA	50014304	173.	0.0774	22.4437	0.0100	0.0169	1.118
POLYDORA SOCIALIS	5001430402	124.	0.0555	66.1844	0.0296	0.0306	3.221
POLYDORA CAECA	5001430403	8.	0.0036	4.9698	0.0022	0.0019	0.268
POLYDORA CAULLERYI	5001430404	9.	0.0040	5.9506	0.0027	0.0020	0.357
POLYDORA CILIATA	5001430405	2.	0.0009	1.3863	0.0006	0.0004	0.089
POLYDORA COMMENSALIS	5001430410	1.	0.0004	0.6931	0.0003	0.0002	0.044
POLYDORA WEBSTERI	5001430412	27.	0.0121	11.3623	0.0051	0.0064	0.536
POLYDORA ANOCULATA	5001430413	1.	0.0004	0.6931	0.0003	0.0002	0.044
POLYDORA CONCHARUM	5001430414	20.	0.0089	11.3259	0.0051	0.0051	0.536
POLYDORA COLONIA	5001430418	15.	0.0067	6.1862	0.0028	0.0040	0.223
POLYDORA TETRABRANCHIA	5001430428	355.	0.1588	41.9408	0.0188	0.0565	0.760
POLYDORA AGGREGATA	5001430438	1.	0.0004	0.6931	0.0003	0.0002	0.044
POLYDORA HARTMANAE	5001430439	1.	0.0004	0.6931	0.0003	0.0002	0.044
PRIONOSPIO	50014305	204.	0.0913	82.4669	0.0369	0.0480	3.534
[USE 5001433601]	5001430502	2533.	1.1333	864.0204	0.3866	0.4625	30.559
PRIONOSPIO HETEROBRANCHIA	5001430503	81.	0.0362	41.6399	0.0186	0.0210	1.834
PRIONOSPIO STEENSTRUPI	5001430506	5090.	2.2774	1000.0628	0.4475	0.7561	27.606
PRIONOSPIO PYGMAEA	5001430507	115.	0.0515	63.2091	0.0283	0.0284	3.132
[USE 5001433602]	5001430508	781.	0.3494	331.6836	0.1484	0.1818	13.288
PRIONOSPIO CRISTATA	5001430510	8270.	3.7002	1209.8912	0.5413	1.0202	30.335
[USE 5001433501]	5001430511	1131.	0.5060	427.2631	0.1912	0.2493	15.928
PRIONOSPIO FALLAX	5001430512	677.	0.3029	137.9505	0.0617	0.1207	4.205
[USE 5001433603]	5001430514	125.	0.0559	62.5456	0.0280	0.0303	3.042
PRIONOSPIO EHLERSI	5001430515	766.	0.3427	139.5541	0.0624	0.1191	4.787

NAME	NODC CODE	MISSISSIPPI-ALABAMA-FLORIDA STUDY MACROFAUNA					PERCENT OCCURRENCE
		COUNT (c)	MEAN (c)	SUM (c')	MEAN (c')	VARIANCE (c')	
SCOLECOLEPIDES VIRIDIS	5001430602	23.	0.0103	13.2230	0.0059	0.0058	0.671
SPIO FILICORNIS	5001430701	10.	0.0045	4.0254	0.0018	0.0028	0.134
SPIO SETOSA	5001430704	41.	0.0183	12.2690	0.0055	0.0098	0.447
SPIO PETTIBONEAE	5001430706	398.	0.1781	219.6874	0.0983	0.0912	10.917
BOCCARDIA	50014308	1.	0.0004	0.6931	0.0003	0.0002	0.044
BOCCARDIA NATRIX	5001430802	1.	0.0004	0.6931	0.0003	0.0002	0.044
BOCCARDIA PROBOSCIDEA	5001430803	3.	0.0013	1.7918	0.0008	0.0008	0.089
NERINDES SP.[PROBABLY USE	50014309	18.	0.0081	11.0904	0.0050	0.0043	0.626
[USE 5001432502]	5001430901	56.	0.0251	34.5407	0.0155	0.0132	1.923
[USE 5001432503]	5001430902	1.	0.0004	0.6931	0.0003	0.0002	0.044
[USE 5001432504]	5001430903	1.	0.0004	0.6931	0.0003	0.0002	0.044
[USE 5001432505]	5001430904	8.	0.0036	3.8712	0.0017	0.0021	0.179
SPIOPHANES BOMBYX	5001431001	3020.	1.3512	1036.5184	0.4638	0.5314	36.510
SPIOPHANES BERKELEYORUM	5001431004	286.	0.1280	140.6667	0.0629	0.0688	6.532
SPIOPHANES WIGLEYI	5001431005	186.	0.0832	105.6213	0.0473	0.0437	5.503
RHYNCHOSPPIO GLUTAEA	5001431201	3.	0.0013	2.0794	0.0009	0.0006	0.134
RHYNCHOSPPIO INFLATUS	5001431204	4.	0.0018	2.7726	0.0012	0.0009	0.179
PYGOSPPIO ELEGANS	5001431302	65.	0.0291	28.2409	0.0126	0.0174	1.029
MALACOCEROS	50014314	5.	0.0022	3.4657	0.0016	0.0011	0.223
MALACOCEROS INDICUS	5001431402	98.	0.0438	54.3554	0.0243	0.0240	2.729
MALACOCEROS VANDERHORSTI	5001431405	213.	0.0953	123.8097	0.0554	0.0488	6.666
PARAPRIONOSPPIO PINNATA	5001431701	3033.	1.3570	943.0002	0.4219	0.5260	31.901
STREBLOSPIO BENEDICTI	5001431801	1.	0.0004	0.6931	0.0003	0.0002	0.044
DISPIO	50014319	12.	0.0054	4.4308	0.0020	0.0033	0.134
DISPIO UNCINATA	5001431901	39.	0.0174	25.0190	0.0112	0.0090	1.431
SCOLELEPIS	50014320	11.	0.0049	6.9315	0.0031	0.0026	0.402
SCOLELEPIS SQUAMATUS	5001432001	813.	0.3638	298.9421	0.1338	0.1888	10.827
SCOLELEPIS TEXANA	5001432006	70.	0.0313	37.6385	0.0168	0.0178	1.789
SCOLELEPIS PERRIERI	5001432012	74.	0.0331	43.3172	0.0194	0.0179	2.281
AONIDES OXYCEPHALA	5001432201	8.	0.0036	5.2575	0.0024	0.0018	0.313
AONIDES MAYAGUEZENSIS	5001432202	410.	0.1834	211.1067	0.0945	0.0962	9.888
AONIDES PAUCIBRANCHIATA	5001432203	175.	0.0783	34.5117	0.0154	0.0358	0.939
MICROSPPIO PIGMENTATA	5001432301	435.	0.1946	204.4348	0.0915	0.1047	8.859
PSEUDOMALACOCEROS TRIDENT	5001432501	19.	0.0085	12.4766	0.0056	0.0043	0.760
MAGELONIDAE	500144	628.	0.2810	169.6411	0.0759	0.1418	5.100
MAGELONA	50014401	560.	0.2506	279.4851	0.1250	0.1219	13.601

NAME	NODC CODE	MISSISSIPPI-ALABAMA-FLORIDA STUDY MACROFAUNA					PERCENT OCCURRENCE
		COUNT (c)	MEAN (c)	SUM (c')	MEAN (c')	VARIANCE (c')	
MAGELONA JAPONICA	5001440101	6.	0.0027	3.5835	0.0016	0.0015	0.179
MAGELONA PACIFICA	5001440102	153.	0.0685	79.8570	0.0357	0.0368	3.982
MAGELONA ROSEA	5001440104	4.	0.0018	2.1972	0.0010	0.0011	0.089
MAGELONA LONGICORNIS	5001440105	499.	0.2233	217.6084	0.0974	0.1201	8.903
MAGELONA PETTIBONEAE	5001440106	1522.	0.6810	467.4866	0.2092	0.3282	15.123
MAGELONA PAPILLICORNIS	5001440108	5.	0.0022	3.4657	0.0016	0.0011	0.223
MAGELONA PHYLLISAE	5001440109	3.	0.0013	1.3863	0.0006	0.0009	0.044
MAGELONA OBOCKENSIS	5001440111	12.	0.0054	7.3369	0.0033	0.0029	0.402
MAGELONA POLYDENTATA	5001440112	11.	0.0049	7.0493	0.0032	0.0026	0.402
MAGELONA LENTICULATA	5001440114	3.	0.0013	1.7918	0.0008	0.0008	0.089
MAGELONA CINCTA	5001440115	472.	0.2112	199.2949	0.0892	0.1175	7.606
MAGELONA CALIFORNICA	5001440118	892.	0.3991	300.8787	0.1346	0.2140	9.440
MAGELONA ALLENI	5001440120	16.	0.0072	9.2465	0.0041	0.0041	0.447
[USE 5001440122]	5001440201	3.	0.0013	2.0794	0.0009	0.0006	0.134
TROCHOCHAETIDAE	500145	2.	0.0009	1.0986	0.0005	0.0005	0.044
[USE 5001450203]	5001450102	12.	0.0054	8.3178	0.0037	0.0026	0.536
POECILOCHAETIDAE	500146	112.	0.0501	60.1486	0.0269	0.0284	2.774
POECILOCHAETUS	50014601	1.	0.0004	0.6931	0.0003	0.0002	0.044
POECILOCHAETUS JOHNSONI	5001460101	954.	0.4268	502.8525	0.2250	0.1917	24.384
POECILOCHAETUS SERPENS	5001460102	37.	0.0166	23.1094	0.0103	0.0087	1.297
POECILOCHAETUS BERMUDENSI	5001460103	1.	0.0004	0.6931	0.0003	0.0002	0.044
HETEROSPIONIDAE	500147	4.	0.0018	2.7726	0.0012	0.0009	0.179
HETEROSPPIO	50014701	80.	0.0358	32.9563	0.0147	0.0192	1.431
HETEROSPPIO LONGISSIMA	5001470101	2.	0.0009	1.3863	0.0006	0.0004	0.089
CHAETOPTERIDAE	500149	32.	0.0143	20.1545	0.0090	0.0074	1.163
CHAETOPTERUS VARIOPEDATUS	5001490101	7.	0.0031	4.5643	0.0020	0.0016	0.268
PHYLLOCHAETOPTERUS	50014902	6.	0.0027	3.1781	0.0014	0.0016	0.134
SPIOCHAETOPTERUS	50014903	4.	0.0018	2.4849	0.0011	0.0010	0.134
SPIOCHAETOPTERUS COSTARUM	5001490302	25.	0.0112	17.3287	0.0078	0.0053	1.118
SPIOCHAETOPTERUS OCULATUS	5001490303	94.	0.0421	61.7558	0.0276	0.0207	3.713
MESOCHAETOPTERUS	50014904	19.	0.0085	12.8821	0.0058	0.0042	0.805
MESOCHAETOPTERUS TAYLORI	5001490401	31.	0.0139	18.9505	0.0085	0.0073	1.073
MESOCHAETOPTERUS CAPENSIS	5001490403	23.	0.0103	14.6739	0.0066	0.0053	0.850
CIRRATULIDAE	500150	527.	0.2358	259.0869	0.1159	0.1246	11.409
CIRRATULUS	50015001	14.	0.0063	7.0901	0.0032	0.0037	0.313
CIRRATULUS CIRRATUS	5001500101	75.	0.0336	43.7872	0.0196	0.0183	2.281

MISSISSIPPI-ALABAMA-FLORIDA STUDY MACROFAUNA							
NAME	NODC CODE	COUNT (c)	MEAN (c)	SUM (c')	MEAN (c')	VARIANCE (c')	PERCENT OCCURRENCE
CIRRATULUS GRANDIS	5001500104	4.	0.0018	2.7726	0.0012	0.0009	0.179
CIRRATULUS HEDGPETHI	5001500105	3.	0.0013	2.0794	0.0009	0.0006	0.134
CIRRATULUS FILIFORMIS	5001500106	239.	0.1069	133.7005	0.0598	0.0569	6.666
CAULLERIELLA	50015002	175.	0.0783	106.8250	0.0478	0.0402	5.816
CAULLERIELLA ALATA	5001500202	81.	0.0362	50.9010	0.0228	0.0188	2.863
CAULLERIELLA GRACILIS	5001500203	1.	0.0004	0.6931	0.0003	0.0002	0.044
CAULLERIELLA KILLARIENSIS	5001500204	2.	0.0009	1.0986	0.0005	0.0005	0.044
CAULLERIELLA BIOCULATA	5001500205	138.	0.0617	67.2526	0.0301	0.0341	3.176
CAULLERIELLA ZETLANDICUS	5001500206	10.	0.0045	4.9698	0.0022	0.0026	0.223
THARYX	50015003	24.	0.0107	16.0602	0.0072	0.0053	0.984
THARYX SETIGERA	5001500304	166.	0.0743	60.5400	0.0271	0.0411	2.237
THARYX ANNULOSUS	5001500306	1241.	0.5553	549.2945	0.2458	0.2588	23.042
THARYX MARIONI	5001500307	1070.	0.4787	527.6351	0.2361	0.2214	23.713
CHAETOZONE	50015004	116.	0.0519	52.2298	0.0234	0.0295	2.237
CHAETOZONE SETOSA	5001500401	288.	0.1289	161.8987	0.0724	0.0665	8.322
CHAETOZONE GAYHEADIA	5001500403	26.	0.0116	15.8903	0.0071	0.0063	0.850
CHAETOZONE CORONA	5001500404	5.	0.0022	3.4657	0.0016	0.0011	0.223
DODECACERIA	50015005	1.	0.0004	0.6931	0.0003	0.0002	0.044
DODECACERIA CONCHARUM	5001500501	14.	0.0063	7.8602	0.0035	0.0037	0.357
DODECACERIA CORALII	5001500503	3.	0.0013	2.0794	0.0009	0.0006	0.134
DODECACERIA DICERIA	5001500504	4.	0.0018	2.0794	0.0009	0.0011	0.089
CIRRIFORMIA	50015006	5.	0.0022	2.7726	0.0012	0.0013	0.134
CIRRIFORMIA FILIGERA	5001500603	10.	0.0045	6.6438	0.0030	0.0023	0.402
CIRRIFORMIA TENTACULATA	5001500604	1026.	0.4591	21.7004	0.0097	0.0278	0.805
ACROCIRRIDAE	500151	8.	0.0036	5.2575	0.0024	0.0018	0.313
ACROCIRRUS	50015101	51.	0.0228	29.8065	0.0133	0.0124	1.566
ACROCIRRUS FRONTIFILIS	5001510102	15.	0.0067	8.5409	0.0038	0.0037	0.447
ACROCIRRUS CRASSIFILIS	5001510103	4.	0.0018	2.0794	0.0009	0.0011	0.089
MACROCHAETA	50015102	17.	0.0076	7.5601	0.0034	0.0045	0.313
MACROCHAETA CLAVICORNIS	5001510202	22.	0.0098	10.7381	0.0048	0.0059	0.447
MACROCHAETA PEGE	5001510203	10.	0.0045	5.4806	0.0025	0.0026	0.268
COSSURIDAE	500152	34.	0.0152	15.9311	0.0071	0.0090	0.671
COSSURA	50015201	184.	0.0823	78.9462	0.0353	0.0482	2.953
COSSURA DELTA	5001520103	413.	0.1848	166.4465	0.0745	0.0935	7.158
COSSURA BRUNNEA	5001520107	43.	0.0192	26.3928	0.0118	0.0102	1.476
CTENODRILIDAE	500153	23.	0.0103	12.5944	0.0056	0.0060	0.581

MISSISSIPPI-ALABAMA-FLORIDA STUDY MACROFAUNA							
NAME	NODC CODE	COUNT (c)	MEAN (c)	SUM (c')	MEAN (c')	VARIANCE (c')	PERCENT OCCURRENCE
FLABELLIGERIDAE	500154	6.	0.0027	4.1589	0.0019	0.0013	0.268
FLABELLIGERA	50015402	10.	0.0045	6.6438	0.0030	0.0023	0.402
FLABELLIGERA AFFINIS	5001540202	9.	0.0040	4.7875	0.0021	0.0023	0.223
PHERUSA	50015403	107.	0.0479	47.3552	0.0212	0.0276	1.923
PHERUSA INFLATA	5001540303	26.	0.0116	13.7827	0.0062	0.0066	0.671
DIPLOCIRRUS	50015404	6.	0.0027	3.4657	0.0016	0.0015	0.179
DIPLOCIRRUS HIRSUTUS	5001540402	1.	0.0004	0.6931	0.0003	0.0002	0.044
DIPLOCIRRUS CAPENSIS	5001540404	11.	0.0049	7.3369	0.0033	0.0025	0.447
PIROMIS ERUCA	5001540501	8.	0.0036	5.2575	0.0024	0.0018	0.313
FLABELLIDERMA	50015407	4.	0.0018	2.7726	0.0012	0.0009	0.179
FAUVELIOPSIDAE	500155	1.	0.0004	0.6931	0.0003	0.0002	0.044
FAUVELIOPSIS	50015501	4.	0.0018	2.4849	0.0011	0.0010	0.134
SCALIBREGMIDAE	500157	9.	0.0040	5.9506	0.0027	0.0020	0.357
SCALIBREGMA	50015701	49.	0.0219	27.6738	0.0124	0.0116	1.521
SCALIBREGMA INFLATUM	5001570101	25.	0.0112	17.0410	0.0076	0.0054	1.073
ASCLEROCHEILUS	50015702	7.	0.0031	4.8520	0.0022	0.0015	0.313
ASCLEROCHEILUS CAPENSIS	5001570202	4.	0.0018	2.4849	0.0011	0.0010	0.134
HYBOSCOLEX LONGISETA	5001570601	28.	0.0125	17.9573	0.0080	0.0064	1.073
SCLEROCHEILUS MINUTUS	5001570702	7.	0.0031	4.1589	0.0019	0.0017	0.223
PARASCLEROCHEILUS	50015709	4.	0.0018	2.4849	0.0011	0.0010	0.134
OPHELIIDAE	500158	196.	0.0877	93.0787	0.0416	0.0493	4.071
OPHELINA SP. [USE ANOTHER	50015801	4.	0.0018	2.7726	0.0012	0.0009	0.179
[USE 5001580607]	5001580101	2.	0.0009	1.0986	0.0005	0.0005	0.044
[USE 5001580605]	5001580103	138.	0.0617	72.1146	0.0323	0.0340	3.489
ARMANDIA	50015802	4.	0.0018	2.0794	0.0009	0.0011	0.089
ARMANDIA AGILIS	5001580203	9.	0.0040	6.2383	0.0028	0.0019	0.402
ARMANDIA MACULATA	5001580204	2067.	0.9248	786.3714	0.3518	0.3925	30.469
OPHELIA DENTICULATA	5001580306	21.	0.0094	11.1436	0.0050	0.0056	0.492
OPHELIA PROFUNDA	5001580310	4.	0.0018	2.7726	0.0012	0.0009	0.179
TRAVISIA	50015804	3.	0.0013	1.7918	0.0008	0.0008	0.089
TRAVISIA FORBESI	5001580402	5.	0.0022	3.1781	0.0014	0.0012	0.179
TRAVISIA HOBSONAE	5001580406	14.	0.0063	8.1479	0.0036	0.0035	0.402
OPHELINA	50015806	26.	0.0116	15.0148	0.0067	0.0065	0.760
TACHYTRYPANE	50015809	4.	0.0018	2.0794	0.0009	0.0011	0.089
TACHYTRYPANE JEFFREYSI	5001580901	43.	0.0192	21.7764	0.0097	0.0112	0.984
ANTIOBACTRUM BRASILIENSIS	5001581001	18.	0.0081	8.1887	0.0037	0.0051	0.268

MISSISSIPPI-ALABAMA-FLORIDA STUDY MACROFAUNA							
NAME	NODC CODE	COUNT (c)	MEAN (c)	SUM (c')	MEAN (c')	VARIANCE (c')	PERCENT OCCURRENCE
STERNASPIDAE	500159	1.	0.0004	0.6931	0.0003	0.0002	0.044
STERNASPIS SCUTATA	5001590101	1.	0.0004	0.6931	0.0003	0.0002	0.044
CAPITELLIDAE	500160	867.	0.3879	404.4343	0.1810	0.1941	17.226
CAPITELLA CAPITATA	5001600101	123.	0.0550	65.6895	0.0294	0.0307	3.176
HETEROMASTUS FILIFORMIS	5001600201	18.	0.0081	11.6136	0.0052	0.0042	0.671
NOTOMASTUS	50016003	34.	0.0152	14.3862	0.0064	0.0091	0.536
NOTOMASTUS TENUIS	5001600302	260.	0.1163	132.2034	0.0592	0.0654	5.771
NOTOMASTUS LATERICEUS	5001600306	1451.	0.6492	607.3893	0.2718	0.3038	23.579
NOTOMASTUS HEMIPODUS	5001600307	825.	0.3691	409.9284	0.1834	0.1824	18.120
NOTOMASTUS LOBATUS	5001600308	131.	0.0586	65.1891	0.0292	0.0329	2.997
NOTOMASTUS TERES	5001600309	126.	0.0564	63.4038	0.0284	0.0327	2.729
NOTOMASTUS AMERICANUS	5001600310	652.	0.2917	308.3979	0.1380	0.1526	13.109
MEDIOMASTUS AMBISETA	5001600401	382.	0.1709	135.3990	0.0606	0.0875	5.055
MEDIOMASTUS CALIFORNIENSI	5001600402	2736.	1.2242	673.2598	0.3012	0.5039	20.223
DECAMASTUS GRACILIS	5001600501	42.	0.0188	23.4503	0.0105	0.0106	1.163
BARANTOLLA	50016006	13.	0.0058	7.0493	0.0032	0.0033	0.357
BARANTOLLA AMERICANA	5001600601	3.	0.0013	1.7918	0.0008	0.0008	0.089
CAPITELLIDES JONESI	5001600701	2.	0.0009	1.3863	0.0006	0.0004	0.089
LEIOCAPITELLA GLABRA	5001600801	133.	0.0595	80.1842	0.0359	0.0310	4.384
DASYBRANCHUS	50016009	14.	0.0063	9.4164	0.0042	0.0031	0.581
DASYBRANCHUS LUNULATUS	5001600901	16.	0.0072	10.5150	0.0047	0.0036	0.626
DASYBRANCHUS LUMBRICOIDES	5001600903	29.	0.0130	13.1977	0.0059	0.0070	0.626
MASTOBRANCHUS	50016010	1.	0.0004	0.6931	0.0003	0.0002	0.044
LEIOCHRIDES	50016011	1.	0.0004	0.6931	0.0003	0.0002	0.044
LEIOCHRIDES PALLIDIOR	5001601101	44.	0.0197	28.0792	0.0126	0.0102	1.610
ANOTOMASTUS	50016014	14.	0.0063	8.1479	0.0036	0.0035	0.402
ANOTOMASTUS GORDIODES	5001601401	2.	0.0009	1.3863	0.0006	0.0004	0.089
SCYPHOPROCTUS	50016016	5.	0.0022	3.4657	0.0016	0.0011	0.223
SCYPHOPROCTUS PLATYPROCTU	5001601602	9.	0.0040	5.5452	0.0025	0.0021	0.313
DASYBRANCHETHUS	50016017	24.	0.0107	15.1971	0.0068	0.0057	0.850
PERESIELLA CLYMENOIDES	5001602001	3.	0.0013	2.0794	0.0009	0.0006	0.134
PSEUDOLEIOCAPITELLA	50016021	2.	0.0009	1.0986	0.0005	0.0005	0.044
CAPITELLETHUS	50016022	9.	0.0040	5.6630	0.0025	0.0021	0.313
PSEUDOCAPITELLA	50016023	3.	0.0013	2.0794	0.0009	0.0006	0.134
CAPITOMASTUS MINIMUS	5001602401	1.	0.0004	0.6931	0.0003	0.0002	0.044
NEOHETEROMASTUS LINEUS	5001602501	9.	0.0040	4.2767	0.0019	0.0024	0.179

MISSISSIPPI-ALABAMA-FLORIDA STUDY MACROFAUNA							
NAME	NODC CODE	COUNT (c)	MEAN (c)	SUM (c')	MEAN (c')	VARIANCE (c')	PERCENT OCCURRENCE
MALDANIDAE	500163	195.	0.0872	108.4347	0.0485	0.0468	5.458
ASYCHIS	50016301	17.	0.0076	9.3518	0.0042	0.0044	0.447
ASYCHIS CAROLINAE	5001630106	129.	0.0577	72.9777	0.0327	0.0314	3.713
CLYMENELLA	50016302	5.	0.0022	3.4657	0.0016	0.0011	0.223
CLYMENELLA TORQUATA	5001630202	23.	0.0103	14.7917	0.0066	0.0053	0.850
CLYMENELLA ZONALIS	5001630203	84.	0.0376	46.3253	0.0207	0.0213	2.192
MALDANE SARSI	5001630301	31.	0.0139	18.0751	0.0081	0.0077	0.939
MALDANE GLEBIFEX	5001630302	19.	0.0085	11.9013	0.0053	0.0045	0.671
MALDANELLA	50016304	1.	0.0004	0.6931	0.0003	0.0002	0.044
MALDANELLA ROBUSTA	5001630401	1.	0.0004	0.6931	0.0003	0.0002	0.044
NICOMACHE	50016305	3.	0.0013	1.3863	0.0006	0.0009	0.044
PETALOPROCTUS	50016307	2.	0.0009	1.3863	0.0006	0.0004	0.089
PETALOPROCTUS SOCIALIS	5001630703	3.	0.0013	1.3863	0.0006	0.0009	0.044
AXIOTHELLA	50016308	697.	0.3119	333.2925	0.1491	0.1592	14.541
AXIOTHELLA MUCOSA	5001630803	47.	0.0210	26.0362	0.0116	0.0118	1.297
PRAXILLELLA	50016309	45.	0.0201	24.3791	0.0109	0.0116	1.118
PRAXILLELLA GRACILIS	5001630901	2.	0.0009	1.3863	0.0006	0.0004	0.089
PRAXILLELLA PRAETERMISSA	5001630902	53.	0.0237	15.0680	0.0067	0.0138	0.357
PRAXILLELLA AFFINIS	5001630903	70.	0.0313	16.1547	0.0072	0.0153	0.447
RHODINE	50016310	5.	0.0022	3.4657	0.0016	0.0011	0.223
RHODINE LOVENI	5001631003	1.	0.0004	0.6931	0.0003	0.0002	0.044
EUCLYMENE	50016311	247.	0.1105	117.8361	0.0527	0.0604	5.369
EUCLYMENE DELINEATA	5001631101	30.	0.0134	12.5944	0.0056	0.0081	0.447
EUCLYMENE LOMBRICOIDES	5001631107	76.	0.0340	43.6581	0.0195	0.0188	2.192
EUCLYMENE OERSTEDII	5001631108	288.	0.1289	121.0692	0.0542	0.0714	4.921
CLYMENURA	50016312	2.	0.0009	1.0986	0.0005	0.0005	0.044
CLYMENURA TENUIS	5001631205	8.	0.0036	3.0445	0.0014	0.0022	0.089
MICROMALDANE	50016316	33.	0.0148	18.4115	0.0082	0.0082	0.939
PRAXILLURA	50016318	8.	0.0036	4.5643	0.0020	0.0020	0.223
ISOCIRRUS	50016320	1.	0.0004	0.6931	0.0003	0.0002	0.044
BRANCHIOASYCHIS	50016322	1.	0.0004	0.6931	0.0003	0.0002	0.044
BRANCHIOASYCHIS AMERICANA	5001632201	3.	0.0013	2.0794	0.0009	0.0006	0.134
PROCLYMENE	50016323	2.	0.0009	1.3863	0.0006	0.0004	0.089
CLYMALDANE	50016324	1.	0.0004	0.6931	0.0003	0.0002	0.044
OWENIIDAE	500164	98.	0.0438	47.0549	0.0211	0.0253	2.058
OWENIA FUSIFORMIS	5001640102	822.	0.3678	356.9028	0.1597	0.1832	15.167

MISSISSIPPI-ALABAMA-FLORIDA STUDY MACROFAUNA							
NAME	NODC CODE	COUNT (c)	MEAN (c)	SUM (c')	MEAN (c')	VARIANCE (c')	PERCENT OCCURRENCE
MYRIOCHELE	50016402	7.	0.0031	4.1589	0.0019	0.0017	0.223
MYRIOCHELE HEERI	5001640201	1.	0.0004	0.6931	0.0003	0.0002	0.044
MYRIOCHELE OCULATA	5001640202	331.	0.1481	167.3362	0.0749	0.0787	7.874
MYRIOWENIA	50016403	1.	0.0004	0.6931	0.0003	0.0002	0.044
SABELLARIIDAE	500165	2.	0.0009	1.0986	0.0005	0.0005	0.044
SABELLARIA VULGARIS	5001650202	55.	0.0246	34.0175	0.0152	0.0127	1.968
SABELLARIA FLORIDENSIS	5001650204	3.	0.0013	1.7918	0.0008	0.0008	0.089
SABELLARIA GRACILIS	5001650205	1.	0.0004	0.6931	0.0003	0.0002	0.044
LYGDAMIS	50016505	5.	0.0022	3.4657	0.0016	0.0011	0.223
LYGDAMIS NESIOTUS	5001650502	1.	0.0004	0.6931	0.0003	0.0002	0.044
PECTINARIIDAE	500166	14.	0.0063	8.8410	0.0040	0.0033	0.492
AMPHICTENE	50016601	1.	0.0004	0.6931	0.0003	0.0002	0.044
PECTINARIA	50016603	5.	0.0022	3.1781	0.0014	0.0012	0.179
PECTINARIA GOULDI	5001660302	34.	0.0152	22.9916	0.0103	0.0074	1.431
AMPHARETIDAE	500167	302.	0.1351	138.7693	0.0621	0.0737	6.085
AMAGE	50016701	5.	0.0022	2.7726	0.0012	0.0013	0.134
AMPHARETE	50016702	334.	0.1494	142.6963	0.0638	0.0824	5.771
AMPHARETE ARCTICA	5001670201	4.	0.0018	2.0794	0.0009	0.0011	0.089
AMPHARETE ACUTIFRONS	5001670208	1109.	0.4962	492.5693	0.2204	0.2407	20.313
AMPHARETE AMERICANA	5001670211	703.	0.3145	287.0740	0.1284	0.1511	12.259
AMPHARETE PARVIDENTATA	5001670212	25.	0.0112	13.9162	0.0062	0.0062	0.715
AMPHICTEIS	50016703	23.	0.0103	13.2230	0.0059	0.0058	0.671
AMPHICTEIS GUNNERI	5001670303	83.	0.0371	48.5747	0.0217	0.0203	2.505
AMPHICTEIS SCAPHOBANCHIA	5001670304	68.	0.0304	40.0338	0.0179	0.0165	2.102
LYSIPPE	50016704	16.	0.0072	8.4355	0.0038	0.0043	0.357
LYSIPPE LABIATA	5001670401	22.	0.0098	13.5231	0.0061	0.0054	0.715
MELINNA CRISTATA	5001670501	60.	0.0268	35.1161	0.0157	0.0147	1.834
MELINNA MACULATA	5001670504	129.	0.0577	66.5514	0.0298	0.0317	3.221
MELINNA MONOCEROIDES	5001670508	1.	0.0004	0.6931	0.0003	0.0002	0.044
LYSIPIDDES	50016712	5.	0.0022	2.3026	0.0010	0.0014	0.089
SAMYTHELLA ELIASONI	5001671502	379.	0.1696	162.8207	0.0729	0.0959	6.174
ISOLDA PULCHELLA	5001672101	176.	0.0787	99.0465	0.0443	0.0420	5.055
PHYLLAMPHICTEIS COLLARIBR	5001672701	17.	0.0076	10.5150	0.0047	0.0041	0.581
TEREBELLIDAE	500168	231.	0.1034	116.3662	0.0521	0.0581	5.145
AMPHITRITE CIRRATA	5001680101	3.	0.0013	1.7918	0.0008	0.0008	0.089
AMPHITRITE JOHNSTONI	5001680104	5.	0.0022	2.7726	0.0012	0.0013	0.134

NAME	NODC CODE	MISSISSIPPI-ALABAMA-FLORIDA STUDY MACROFAUNA					PERCENT OCCURRENCE
		COUNT (c)	MEAN (c)	SUM (c')	MEAN (c')	VARIANCE (c')	
EUPOLYMNIA	50016802	1.	0.0004	0.6931	0.0003	0.0002	0.044
EUPOLYMNIA NEBULOSA	5001680205	8.	0.0036	4.6821	0.0021	0.0020	0.223
LEAENA	50016803	1.	0.0004	0.6931	0.0003	0.0002	0.044
LEAENA ABRANCHIATA	5001680301	1.	0.0004	0.6931	0.0003	0.0002	0.044
LEAENA VIDENS	5001680304	12.	0.0054	4.9416	0.0022	0.0033	0.179
NEOLEPREA	50016805	1.	0.0004	0.6931	0.0003	0.0002	0.044
NICOLEA VENUSTULA	5001680602	1.	0.0004	0.6931	0.0003	0.0002	0.044
PISTA	50016807	10.	0.0045	5.9506	0.0027	0.0025	0.313
PISTA CRISTATA	5001680701	197.	0.0881	115.6097	0.0517	0.0460	6.085
PISTA PALMATA	5001680707	49.	0.0219	29.5188	0.0132	0.0119	1.566
PISTA BREVIBRANCHIATA	5001680710	10.	0.0045	4.7185	0.0021	0.0026	0.223
PISTA QUADRILOBATA	5001680711	35.	0.0157	17.7874	0.0080	0.0091	0.805
PISTA MACROLOBATA	5001680714	34.	0.0152	19.5259	0.0087	0.0084	1.029
POLYCIRRUS	50016808	12.	0.0054	7.7424	0.0035	0.0028	0.447
POLYCIRRUS KERGUELENSIS	5001680803	15.	0.0067	6.8024	0.0030	0.0043	0.223
POLYCIRRUS EXIMIUS	5001680804	208.	0.0931	107.0826	0.0479	0.0511	5.011
POLYCIRRUS HAEMATODES	5001680805	1.	0.0004	0.6931	0.0003	0.0002	0.044
POLYCIRRUS CAROLINENSIS	5001680809	72.	0.0322	43.9695	0.0197	0.0172	2.371
POLYCIRRUS PLUMOSUS	5001680812	99.	0.0443	58.3965	0.0261	0.0239	3.042
POLYCIRRUS DENTICULATUS	5001680813	1.	0.0004	0.6931	0.0003	0.0002	0.044
THELEPUS CINCINNATUS	5001681003	10.	0.0045	5.7683	0.0026	0.0024	0.313
THELEPUS SETOSUS	5001681004	96.	0.0430	53.5966	0.0240	0.0238	2.684
LANASSA	50016813	7.	0.0031	3.6889	0.0017	0.0018	0.179
LANASSA GRACILIS	5001681303	1.	0.0004	0.6931	0.0003	0.0002	0.044
LYSILLA	50016816	8.	0.0036	5.5452	0.0025	0.0017	0.357
LYSILLA LOVENI	5001681601	12.	0.0054	6.9315	0.0031	0.0030	0.357
LYSILLA ALBA	5001681602	2.	0.0009	1.3863	0.0006	0.0004	0.089
LOIMIA	50016820	2.	0.0009	1.3863	0.0006	0.0004	0.089
LOIMIA MEDUSA	5001682001	68.	0.0304	39.4948	0.0177	0.0165	2.058
LOIMIA VIRIDIS	5001682002	4.	0.0018	2.7726	0.0012	0.0009	0.179
TEREBELLA	50016822	4.	0.0018	2.0794	0.0009	0.0011	0.089
TEREBELLA PTEROCHAETA	5001682204	14.	0.0063	9.4164	0.0042	0.0031	0.581
AMAEANA	50016823	1.	0.0004	0.6931	0.0003	0.0002	0.044
AMAEANA TRILOBATA	5001682301	42.	0.0188	25.1889	0.0113	0.0102	1.342
AMAEANA ACCRAENSIS	5001682303	105.	0.0470	65.5092	0.0293	0.0241	3.713
STREBLOSOMA BAIRDI	5001682502	2.	0.0009	1.3863	0.0006	0.0004	0.089

NAME	NODC CODE	MISSISSIPPI-ALABAMA-FLORIDA STUDY MACROFAUNA					PERCENT OCCURRENCE
		COUNT (c)	MEAN (c)	SUM (c')	MEAN (c')	VARIANCE (c')	
STREBLOSOMA HARTMANAE	5001682504	44.	0.0197	19.3436	0.0087	0.0105	0.939
LANICE	50016827	32.	0.0143	16.7941	0.0075	0.0082	0.805
LANICE CONCHILEGA	5001682701	261.	0.1168	115.9792	0.0519	0.0655	4.787
TELOTHELEPUS	50016830	15.	0.0067	9.1287	0.0041	0.0036	0.492
PARATHELEPUS	50016831	6.	0.0027	3.4657	0.0016	0.0015	0.179
EUTHELEPUS	50016832	3.	0.0013	1.7918	0.0008	0.0008	0.089
EUTHELEPUS KINSEMBOENSIS	5001683201	1.	0.0004	0.6931	0.0003	0.0002	0.044
SCIONIDES	50016833	2.	0.0009	1.3863	0.0006	0.0004	0.089
SCIONIDES RETICULATA	5001683301	12.	0.0054	6.0684	0.0027	0.0032	0.268
TRICHOBRANCHIDAE	500169	16.	0.0072	8.1479	0.0036	0.0042	0.357
TEREBELLIDES STROEMII	5001690101	600.	0.2685	299.6389	0.1341	0.1355	13.915
TRICHOBRANCHUS GLACIALIS	5001690201	306.	0.1369	152.6242	0.0683	0.0745	6.979
SABELLIDAE	500170	930.	0.4161	333.7357	0.1493	0.2165	11.633
CHONE	50017001	152.	0.0680	75.9701	0.0340	0.0387	3.400
CHONE DUNERI	5001700104	2077.	0.9293	658.5457	0.2947	0.4237	21.431
CHONE ECAUDATA	5001700105	73.	0.0327	36.0699	0.0161	0.0195	1.476
CHONE MAGNA	5001700106	5.	0.0022	2.7726	0.0012	0.0013	0.134
CHONE AMERICANA	5001700107	5.	0.0022	2.8904	0.0013	0.0013	0.134
CHONE ALBOCINCTA	5001700109	2.	0.0009	1.0986	0.0005	0.0005	0.044
CHONE FILICAUDATA	5001700110	1458.	0.6523	506.9745	0.2268	0.3232	16.644
CHONE MOLLIS	5001700111	128.	0.0573	63.7448	0.0285	0.0328	2.818
CHONE VELERONIS	5001700112	2.	0.0009	1.0986	0.0005	0.0005	0.044
EUCHONE	50017002	12.	0.0054	8.0301	0.0036	0.0027	0.492
EUCHONE INCOLOR	5001700204	576.	0.2577	271.2087	0.1213	0.1330	12.080
EUCHONE ARENAE	5001700208	2.	0.0009	1.3863	0.0006	0.0004	0.089
EUCHONE SOUTHERNI	5001700211	4.	0.0018	2.4849	0.0011	0.0010	0.134
MEGALOMMA BIOCULATA	5001700402	236.	0.1056	126.3010	0.0565	0.0552	6.353
MEGALOMMA LOBIFERUM	5001700403	66.	0.0295	36.0980	0.0162	0.0166	1.745
MEGALOMMA VESICULOSA	5001700404	11.	0.0049	7.0493	0.0032	0.0026	0.402
MEGALOMMA QUADRIOCULATUM	5001700405	49.	0.0219	28.8620	0.0129	0.0117	1.566
POTAMILLA	50017006	25.	0.0112	16.4656	0.0074	0.0057	0.984
POTAMILLA NEGLECTA	5001700601	13.	0.0058	8.7232	0.0039	0.0029	0.536
POTAMILLA OCULIFERA	5001700606	7.	0.0031	4.5643	0.0020	0.0016	0.268
[USE 5001700609]	5001700703	41.	0.0183	21.4354	0.0096	0.0102	1.073
SABELLA	50017008	5.	0.0022	3.4657	0.0016	0.0011	0.223
[USE 5001702801]	5001700803	15.	0.0067	10.1095	0.0045	0.0033	0.626

MISSISSIPPI-ALABAMA-FLORIDA STUDY MACROFAUNA							
NAME	NODC CODE	COUNT (c)	MEAN (c)	SUM (c')	MEAN (c')	VARIANCE (c')	PERCENT OCCURRENCE
SABELLA MELANOSTIGMA	5001700805	11.	0.0049	7.3369	0.0033	0.0025	0.447
FABRICIA	50017013	499.	0.2233	231.8915	0.1038	0.1212	9.664
FABRICIA SABELLA	5001701301	1133.	0.5069	219.1218	0.0980	0.2075	5.995
FABRICIA LIMNICOLA	5001701305	19.	0.0085	12.1890	0.0055	0.0044	0.715
LAONOME	50017014	3.	0.0013	2.0794	0.0009	0.0006	0.134
LAONOME SALMICIDIS	5001701402	4.	0.0018	2.4849	0.0011	0.0010	0.134
MANAYUNKIA	50017015	1.	0.0004	0.6931	0.0003	0.0002	0.044
JASMINEIRA	50017017	45.	0.0201	23.6735	0.0106	0.0112	1.163
JASMINEIRA BILOBATA	5001701702	20.	0.0089	12.7122	0.0057	0.0047	0.715
JASMINEIRA ELEGANS	5001701705	68.	0.0304	35.2871	0.0158	0.0173	1.655
JASMINEIRA CAUDATA	5001701706	383.	0.1714	114.6489	0.0513	0.0853	3.937
ORIOPSIS	50017020	7.	0.0031	4.5643	0.0020	0.0016	0.268
ORIOPSIS ARMANDI	5001702001	363.	0.1624	150.4517	0.0673	0.0890	5.995
SABELLASTARTE	50017021	14.	0.0063	7.2034	0.0032	0.0035	0.357
HYPsicOMUS	50017023	3.	0.0013	1.7918	0.0008	0.0008	0.089
HYPsicOMUS PHAEOTAENIA	5001702301	55.	0.0246	31.2981	0.0140	0.0138	1.566
BRANCHIOMMA	50017024	2.	0.0009	1.3863	0.0006	0.0004	0.089
BRANCHIOMMA NIGROMACULATA	5001702402	5.	0.0022	3.4657	0.0016	0.0011	0.223
EURATELLA	50017026	2.	0.0009	1.3863	0.0006	0.0004	0.089
SERPULIDAE	500173	245.	0.1096	112.2978	0.0502	0.0588	5.100
CRUCIGERA	50017302	7.	0.0031	3.4657	0.0016	0.0019	0.134
SERPULA	50017304	17.	0.0076	7.5601	0.0034	0.0042	0.357
SERPULA VERMICULARIS	5001730401	65.	0.0291	38.1775	0.0171	0.0157	2.013
SPIROBIS	50017305	1.	0.0004	0.6931	0.0003	0.0002	0.044
APOMATUS	50017308	1.	0.0004	0.6931	0.0003	0.0002	0.044
APOMATUS SIMILIS	5001730802	3.	0.0013	2.0794	0.0009	0.0006	0.134
HYDROIDES	50017309	40.	0.0179	14.0703	0.0063	0.0093	0.626
HYDROIDES PROTULICOLA	5001730902	43.	0.0192	27.3861	0.0123	0.0100	1.566
HYDROIDES UNCINATA	5001730904	62.	0.0277	31.0288	0.0139	0.0156	1.476
HYDROIDES CRUCIGERA	5001730905	82.	0.0367	42.7165	0.0191	0.0200	2.102
HYDROIDES NORVEGICA	5001730906	9.	0.0040	5.2575	0.0024	0.0023	0.268
HYDROIDES LUNULIFERA	5001730908	69.	0.0309	32.3182	0.0145	0.0173	1.476
HYDROIDES DIRAMPHA	5001730910	8.	0.0036	5.5452	0.0025	0.0017	0.357
HYDROIDES MICROTIS	5001730911	14.	0.0063	9.4164	0.0042	0.0031	0.581
HYDROIDES PARVUS	5001730912	10.	0.0045	6.6438	0.0030	0.0023	0.402
FILOGRANA IMPLEXA	5001731001	3525.	1.5772	95.2649	0.0426	0.1568	2.058

NAME	NODC CODE	MISSISSIPPI-ALABAMA-FLORIDA STUDY MACROFAUNA					PERCENT OCCURRENCE
		COUNT (c)	MEAN (c)	SUM (c')	MEAN (c')	VARIANCE (c')	
PROTULA TUBULARIA	5001731101	8.	0.0036	4.8520	0.0022	0.0019	0.268
POMATOCEROS AMERICANUS	5001731501	75.	0.0336	41.3307	0.0185	0.0188	2.058
POMATOCEROS CAERULEUS	5001731503	3.	0.0013	2.0794	0.0009	0.0006	0.134
POMATOLEIOS	50017316	1.	0.0004	0.6931	0.0003	0.0002	0.044
POMATOLEIOS CAERULESCENS	5001731601	1.	0.0004	0.6931	0.0003	0.0002	0.044
POMATOLEIOS KRAUSSII	5001731602	1.	0.0004	0.6931	0.0003	0.0002	0.044
VERMILIOPSIS	50017317	6.	0.0027	4.1589	0.0019	0.0013	0.268
VERMILIOPSIS ANNULATA	5001731701	104.	0.0465	51.8086	0.0232	0.0265	2.326
VERMILIOPSIS INFUNDIBULUM	5001731702	143.	0.0640	65.3136	0.0292	0.0363	2.774
VERMILIOPSIS BERMUDENSIS	5001731703	2.	0.0009	1.3863	0.0006	0.0004	0.089
VERMILIOPSIS MULTIANNULAT	5001731704	65.	0.0291	31.2857	0.0140	0.0166	1.431
METAVERMILIA	50017318	20.	0.0089	12.1890	0.0055	0.0048	0.671
PSEUDOVERMILIA OCCIDENTAL	5001732001	200.	0.0895	99.9550	0.0447	0.0482	4.742
PSEUDOVERMILIA CONCHATA	5001732002	1.	0.0004	0.6931	0.0003	0.0002	0.044
PSEUDOVERMILIA HOLCOPLUR	5001732003	6.	0.0027	3.1781	0.0014	0.0016	0.134
NEOVERMILIA	50017321	2.	0.0009	1.3863	0.0006	0.0004	0.089
PLACOSTEGUS TRIDENTATUS	5001732201	46.	0.0206	15.1118	0.0068	0.0116	0.492
QUESTIDAE	500174	1.	0.0004	0.6931	0.0003	0.0002	0.044
QUESTA	50017402	47.	0.0210	29.1778	0.0131	0.0111	1.610
BOGUEIDAE	500176	21.	0.0094	12.5299	0.0056	0.0051	0.671
BOGUEA	50017601	1.	0.0004	0.6931	0.0003	0.0002	0.044
HARTMANIELLA ERECTA	5001770101	4.	0.0018	2.7726	0.0012	0.0009	0.179
ARCHIANNELIDA	5002	36.	0.0161	20.1669	0.0090	0.0091	0.984
GASTROPODA	51	88.	0.0394	58.5777	0.0262	0.0191	3.579
STREPTONEURA	5101	4.	0.0018	2.7726	0.0012	0.0009	0.179
FISSURELLIDAE	510204	1.	0.0004	0.6931	0.0003	0.0002	0.044
PUNCTURELLA	51020402	3.	0.0013	2.0794	0.0009	0.0006	0.134
DIODORA	51020404	1.	0.0004	0.6931	0.0003	0.0002	0.044
DIODORA DYSONI	5102040407	3.	0.0013	1.7918	0.0008	0.0008	0.089
DIODORA JAUMEI	5102040409	2.	0.0009	1.3863	0.0006	0.0004	0.089
LUCAPINELLA	51020406	1.	0.0004	0.6931	0.0003	0.0002	0.044
RIMULA	51020407	4.	0.0018	2.7726	0.0012	0.0009	0.179
RIMULA FRENULATA	5102040701	13.	0.0058	8.4355	0.0038	0.0030	0.492
EMARGINULA PHRIXODES	5102040803	2.	0.0009	1.0986	0.0005	0.0005	0.044
EMARGINULA PUMILA	5102040805	1.	0.0004	0.6931	0.0003	0.0002	0.044
HEMITOMA	51020411	9.	0.0040	3.7377	0.0017	0.0024	0.134

NAME	NODC CODE	MISSISSIPPI-ALABAMA-FLORIDA STUDY MACROFAUNA					PERCENT OCCURRENCE
		COUNT (c)	MEAN (c)	SUM (c')	MEAN (c')	VARIANCE (c')	
FISSURELLA	51020414	2.	0.0009	1.3863	0.0006	0.0004	0.089
TROCHIDAE	510210	2.	0.0009	1.3863	0.0006	0.0004	0.089
CALLIOSTOMA	51021001	2.	0.0009	1.3863	0.0006	0.0004	0.089
CALLIOSTOMA ROSEOLUM	5102100113	1.	0.0004	0.6931	0.0003	0.0002	0.044
CALLIOSTOMA FASCINANS	5102100114	1.	0.0004	0.6931	0.0003	0.0002	0.044
CALLIOSTOMA JUJUBINUM	5102100116	1.	0.0004	0.6931	0.0003	0.0002	0.044
SOLARIELLA LACUNELLA	5102100407	5.	0.0022	3.4657	0.0016	0.0011	0.223
EUCHELUS	51021010	2.	0.0009	1.3863	0.0006	0.0004	0.089
TURBO CASTANEA	5102120301	10.	0.0045	6.6438	0.0030	0.0023	0.402
TRICOLIA THALLASSICOLA	5102140101	2.	0.0009	1.3863	0.0006	0.0004	0.089
ARENE TRICARINATA	5102220102	15.	0.0067	10.1095	0.0045	0.0033	0.626
ALVANIA	51032001	1.	0.0004	0.6931	0.0003	0.0002	0.044
ALVANIA AUBERIANA	5103200120	1.	0.0004	0.6931	0.0003	0.0002	0.044
RISSOINA MULTICOSTATA	5103200502	7.	0.0031	2.6391	0.0012	0.0019	0.089
RISSOINA BRYEREA	5103200504	1.	0.0004	0.6931	0.0003	0.0002	0.044
RISSOINA DECUSSATA	5103200506	14.	0.0063	4.7185	0.0021	0.0038	0.134
ZEBINA BROWNIANA	5103201301	2.	0.0009	1.0986	0.0005	0.0005	0.044
VITRINELLIDAE	510323	1.	0.0004	0.6931	0.0003	0.0002	0.044
TEINOSTOMA BISCAYNENSE	5103230502	1.	0.0004	0.6931	0.0003	0.0002	0.044
TEINOSTOMA GONIOGYRUS	5103230505	1.	0.0004	0.6931	0.0003	0.0002	0.044
EPICYNIA INORNATA	5103230801	3.	0.0013	2.0794	0.0009	0.0006	0.134
COCHLIOLEPIS STRIATA	5103230902	1.	0.0004	0.6931	0.0003	0.0002	0.044
MACROMPHALINA FLORIDANA	5103231301	7.	0.0031	4.1589	0.0019	0.0017	0.223
MACROMPHALINA PALMALITORI	5103231302	2.	0.0009	1.3863	0.0006	0.0004	0.089
PLEUROMALAXIS BALESI	5103231401	2.	0.0009	1.3863	0.0006	0.0004	0.089
VERMICULARIA KNORRI	5103330302	11.	0.0049	3.4012	0.0015	0.0029	0.089
TURRITELLA EXOLETA	5103330401	1.	0.0004	0.6931	0.0003	0.0002	0.044
TURRITELLA ACROPORA	5103330403	8.	0.0036	5.5452	0.0025	0.0017	0.357
CAECUM	51033603	42.	0.0188	22.0641	0.0099	0.0103	1.118
CAECUM PULCHELLUM	5103360301	326.	0.1459	129.4535	0.0579	0.0799	5.011
CAECUM IMBRICATUM	5103360303	56.	0.0251	33.9778	0.0152	0.0134	1.834
CAECUM COOPERI	5103360305	1.	0.0004	0.6931	0.0003	0.0002	0.044
CAECUM CUBITATUM	5103360306	384.	0.1718	134.7867	0.0603	0.0936	4.653
CAECUM FLORIDANUM	5103360309	14.	0.0063	9.1287	0.0041	0.0032	0.536
CAECUM ANTILLARUM	5103360310	2.	0.0009	1.3863	0.0006	0.0004	0.089
CAECUM BIPARTITUM	5103360311	603.	0.2698	188.5429	0.0844	0.1434	5.906

MISSISSIPPI-ALABAMA-FLORIDA STUDY MACROFAUNA							
NAME	NODC CODE	COUNT (c)	MEAN (c)	SUM (c')	MEAN (c')	VARIANCE (c')	PERCENT OCCURRENCE
CAECUM CORNUCOPIAE	5103360312	5.	0.0022	2.8904	0.0013	0.0013	0.134
CAECUM HELADUM	5103360313	1.	0.0004	0.6931	0.0003	0.0002	0.044
CAECUM VESTITUM	5103360314	1.	0.0004	0.6931	0.0003	0.0002	0.044
MODULUS MODULUS	5103430101	5.	0.0022	3.4657	0.0016	0.0011	0.223
CERITHIIDAE	510346	10.	0.0045	6.6438	0.0030	0.0023	0.402
CERITHIOPSIS TAENIOLATA	5103460210	1.	0.0004	0.6931	0.0003	0.0002	0.044
CERITHIOPSIS CRYSTALLINUM	5103460211	19.	0.0085	11.9013	0.0053	0.0045	0.671
CERITHIUM ATRATA	5103460601	29.	0.0130	12.3964	0.0055	0.0076	0.492
CERITHIUM LITTERATUM	5103460602	11.	0.0049	3.0910	0.0014	0.0028	0.089
CERITHIELLA METULA	5103460701	62.	0.0277	32.3198	0.0145	0.0158	1.521
TRIPHORA DEORATA	5103480106	3.	0.0013	1.7918	0.0008	0.0008	0.089
EPITONIIDAE	51035001	5.	0.0022	3.4657	0.0016	0.0011	0.223
STHENORYTIS	51035005	1.	0.0004	0.6931	0.0003	0.0002	0.044
HENRYA	51035202	3.	0.0013	2.0794	0.0009	0.0006	0.134
EULIMIDAE	510353	12.	0.0054	7.4547	0.0033	0.0029	0.402
MELANELLA	51035301	6.	0.0027	4.1589	0.0019	0.0013	0.268
STROMBIFORMIS BILINEATUS	5103530202	7.	0.0031	4.1589	0.0019	0.0017	0.223
STROMBIFORMIS BIFASIATUS	5103530205	39.	0.0174	23.8026	0.0106	0.0092	1.342
EULIMA	51035303	10.	0.0045	6.6438	0.0030	0.0023	0.402
NISO AEGLEES	5103530401	11.	0.0049	7.3369	0.0033	0.0025	0.447
BALCIS	51035306	1.	0.0004	0.6931	0.0003	0.0002	0.044
STROMBUS ALATUS	5103580101	1.	0.0004	0.6931	0.0003	0.0002	0.044
FOSSARUS COMPACTUS	5103590101	1.	0.0004	0.6931	0.0003	0.0002	0.044
CALYPTRAEA CENTRALIS	5103640102	47.	0.0210	28.5901	0.0128	0.0112	1.566
CREPIDULA	51036402	3.	0.0013	2.0794	0.0009	0.0006	0.134
CREPIDULA FORNICATA	5103640204	16.	0.0072	10.1095	0.0045	0.0037	0.581
CREPIDULA PLANA	5103640207	5.	0.0022	2.7726	0.0012	0.0013	0.134
CRUCIBULUM AURICULA	5103640402	32.	0.0143	19.3560	0.0087	0.0076	1.073
XENOPHORA CONCHYLIOPHORA	5103650101	2.	0.0009	1.3863	0.0006	0.0004	0.089
[USE 5103830101]	5103670101	1.	0.0004	0.6931	0.0003	0.0002	0.044
[USE 5103830201]	5103670201	1.	0.0004	0.6931	0.0003	0.0002	0.044
NATICIDAE	510376	1.	0.0004	0.6931	0.0003	0.0002	0.044
NATICA	51037602	7.	0.0031	4.8520	0.0022	0.0015	0.313
NATICA PUSILLA	5103760204	24.	0.0107	16.3479	0.0073	0.0052	1.029
NATICA CANRENA	5103760205	4.	0.0018	2.7726	0.0012	0.0009	0.179
NATICA MAROCHIENSIS	5103760208	12.	0.0054	7.7424	0.0035	0.0028	0.447

MISSISSIPPI-ALABAMA-FLORIDA STUDY MACROFAUNA							
NAME	NODC CODE	COUNT (c)	MEAN (c)	SUM (c')	MEAN (c')	VARIANCE (c')	PERCENT OCCURRENCE
NATICA LIVIDA	5103760210	5.	0.0022	3.1781	0.0014	0.0012	0.179
POLINICES	51037604	3.	0.0013	2.0794	0.0009	0.0006	0.134
POLINICES DUPLICATUS	5103760407	17.	0.0076	11.7835	0.0053	0.0036	0.760
POLINICES LACTEUS	5103760412	21.	0.0094	13.1177	0.0059	0.0050	0.715
SINUM PERSPECTIVUM	5103760501	13.	0.0058	8.3178	0.0037	0.0030	0.492
SIGATICA CAROLINENSIS	5103760901	5.	0.0022	3.4657	0.0016	0.0011	0.223
SIGATICA SEMISULCATA	5103760902	10.	0.0045	6.9315	0.0031	0.0021	0.447
103780302	5103780302	1.	0.0004	0.6931	0.0003	0.0002	0.044
TONNA GALEA	5103800101	1.	0.0004	0.6931	0.0003	0.0002	0.044
MURICIDAE	510501	7.	0.0031	3.8712	0.0017	0.0018	0.179
OCENEBRA MINIROSEA	5105010208	1.	0.0004	0.6931	0.0003	0.0002	0.044
UROSALPINX	51050103	1.	0.0004	0.6931	0.0003	0.0002	0.044
MUREX CABRITII	5105011007	4.	0.0018	2.7726	0.0012	0.0009	0.179
MUREX GLYPTUS	5105011013	2.	0.0009	1.3863	0.0006	0.0004	0.089
MURICOPSIS OXYTATUS	5105011601	1.	0.0004	0.6931	0.0003	0.0002	0.044
COLUMBELLIDAE	510503	1.	0.0004	0.6931	0.0003	0.0002	0.044
MITRELLA	51050302	2.	0.0009	1.3863	0.0006	0.0004	0.089
MITRELLA LUNATA	5105030207	5.	0.0022	3.1781	0.0014	0.0012	0.179
ANACHIS	51050303	5.	0.0022	3.4657	0.0016	0.0011	0.223
ANACHIS OBESA	5105030303	8.	0.0036	5.5452	0.0025	0.0017	0.357
ANACHIS HOTESSIERIANA	5105030305	1.	0.0004	0.6931	0.0003	0.0002	0.044
ANACHIS IONTHA	5105030309	20.	0.0089	6.2383	0.0028	0.0045	0.268
NASSARINA GLYPTA	5105030601	9.	0.0040	5.2575	0.0024	0.0023	0.268
NASSARINA MINOR	5105030602	7.	0.0031	4.5643	0.0020	0.0016	0.268
BUCCINIDAE	510504	2.	0.0009	1.3863	0.0006	0.0004	0.089
ANTILLOPHOS CANDEI	5105040501	3.	0.0013	1.7918	0.0008	0.0008	0.089
COLUBRARIA LANCEOLATA	5105040701	2.	0.0009	1.0986	0.0005	0.0005	0.044
NASSARIUS	51050801	25.	0.0112	16.1780	0.0072	0.0058	0.939
NASSARIUS VIBEX	5105080102	12.	0.0054	8.0301	0.0036	0.0027	0.492
NASSARIUS ALBUS	5105080108	17.	0.0076	11.2081	0.0050	0.0039	0.671
FASCIOLARIA HUNTERIA	5105090203	2.	0.0009	1.3863	0.0006	0.0004	0.089
OLIVELLA	51051001	101.	0.0452	60.2202	0.0269	0.0237	3.311
OLIVA SAYANA	5105100201	23.	0.0103	15.6547	0.0070	0.0050	0.984
OLIVA RETICULARIS	5105100202	1.	0.0004	0.6931	0.0003	0.0002	0.044
CANCELLARIA RETICULATA	5105140204	1.	0.0004	0.6931	0.0003	0.0002	0.044
TRIGONOSTOMA TENERUM	5105140301	1.	0.0004	0.6931	0.0003	0.0002	0.044

NAME	NODC CODE	MISSISSIPPI-ALABAMA-FLORIDA STUDY MACROFAUNA					PERCENT OCCURRENCE
		COUNT (c)	MEAN (c)	SUM (c')	MEAN (c')	VARIANCE (c')	
AGATRIX SMITHII	5105140402	1.	0.0004	0.6931	0.0003	0.0002	0.044
MARGINELLIDAE	510515	3.	0.0013	2.0794	0.0009	0.0006	0.134
GRANULINA OVULIFORMIS	5105150102	2.	0.0009	1.3863	0.0006	0.0004	0.089
MARGINELLA	51051502	12.	0.0054	8.0301	0.0036	0.0027	0.492
MARGINELLA AUREOCINCTA	5105150203	1.	0.0004	0.6931	0.0003	0.0002	0.044
MARGINELLA HARTLEYANUM	5105150204	15.	0.0067	10.1095	0.0045	0.0033	0.626
MARGINELLA EBURNEOLA	5105150213	1.	0.0004	0.6931	0.0003	0.0002	0.044
[USE 5105150702]	5105150501	3.	0.0013	2.0794	0.0009	0.0006	0.134
[USE 5105150703]	5105150503	2.	0.0009	1.3863	0.0006	0.0004	0.089
TURRIDAE	510602	64.	0.0286	38.4119	0.0172	0.0154	2.058
MANGELIA	51060203	2.	0.0009	1.3863	0.0006	0.0004	0.089
KURTZIELLA	51060211	39.	0.0174	23.6848	0.0106	0.0094	1.297
KURTZIELLA ATROSTYLA	5106021101	1.	0.0004	0.6931	0.0003	0.0002	0.044
POLYSTIRA	51060212	1.	0.0004	0.6931	0.0003	0.0002	0.044
NANNODIELLA	51060213	8.	0.0036	5.5452	0.0025	0.0017	0.357
NANNODIELLA MELANTICA	5106021302	5.	0.0022	3.4657	0.0016	0.0011	0.223
DAPHNELLA	51060222	2.	0.0009	1.3863	0.0006	0.0004	0.089
DAPHNELLA ELATA	5106022202	1.	0.0004	0.6931	0.0003	0.0002	0.044
CERODRILLIA	51060223	2.	0.0009	1.0986	0.0005	0.0005	0.044
CERODRILLIA SIMPSONI	5106022303	1.	0.0004	0.6931	0.0003	0.0002	0.044
CRYOTURRIS	51060226	9.	0.0040	6.2383	0.0028	0.0019	0.402
CRYOTURRIS CITRONELLA	5106022602	1.	0.0004	0.6931	0.0003	0.0002	0.044
BRACHYCYTHARA	51060227	25.	0.0112	17.3287	0.0078	0.0053	1.118
BRACHYCYTHARA BARBARAE	5106022701	3.	0.0013	1.7918	0.0008	0.0008	0.089
ITHYCYTHARA	51060228	3.	0.0013	2.0794	0.0009	0.0006	0.134
ITHYCYTHARA CYMELLA	5106022803	1.	0.0004	0.6931	0.0003	0.0002	0.044
ITHYCYTHARA LANCEOLATA	5106022804	5.	0.0022	3.4657	0.0016	0.0011	0.223
GLYPHOSTOMA GABBII	5106022901	1.	0.0004	0.6931	0.0003	0.0002	0.044
BACTROCYTHARA	51060231	2.	0.0009	1.3863	0.0006	0.0004	0.089
MICRODRILLIA COMATOTROPSI	5106023401	2.	0.0009	1.3863	0.0006	0.0004	0.089
CONUS	51060301	9.	0.0040	6.2383	0.0028	0.0019	0.402
TEREBRA	51060401	3.	0.0058	8.3178	0.0037	0.0030	0.492
TEREBRA DISLOCATA	5106040101	8.	0.0036	5.5452	0.0025	0.0017	0.357
TEREBRA CONCAVA	5106040105	1.	0.0004	0.6931	0.0003	0.0002	0.044
TEREBRA GLOSSEMA	5106040106	9.	0.0040	5.2575	0.0024	0.0023	0.268
TEREBRA NASSULA	5106040107	2.	0.0009	1.3863	0.0006	0.0004	0.089

NAME	NODC CODE	MISSISSIPPI-ALABAMA-FLORIDA STUDY MACROFAUNA					PERCENT OCCURRENCE
		COUNT (c)	MEAN (c)	SUM (c')	MEAN (c')	VARIANCE (c')	
ODOSTOMIA	51080101	2.	0.0009	1.3863	0.0006	0.0004	0.089
TURBONILLA	51080102	65.	0.0291	42.4654	0.0190	0.0146	2.505
[USE 5110010403]	5110010101	13.	0.0058	8.7232	0.0039	0.0029	0.536
ACTEON CANDENS	5110010102	5.	0.0022	3.1781	0.0014	0.0012	0.179
CYLICHNIDAE	511004	1.	0.0004	0.6931	0.0003	0.0002	0.044
ACTEOCINA	51100401	2.	0.0009	1.3863	0.0006	0.0004	0.089
ACTEOCINA CANALICULATA	5110040103	2.	0.0009	1.0986	0.0005	0.0005	0.044
ACTEOCINA CANDEI	5110040104	189.	0.0846	94.9206	0.0425	0.0473	4.295
CYLICHNA	51100402	5.	0.0022	3.4657	0.0016	0.0011	0.223
SCAPHANDER	51100403	9.	0.0040	5.6630	0.0025	0.0021	0.313
SCAPHANDER WATSONI	5110040303	3.	0.0013	1.7918	0.0008	0.0008	0.089
CYLICHNELLA	51100404	1.	0.0004	0.6931	0.0003	0.0002	0.044
PHILINE	51100501	1.	0.0004	0.6931	0.0003	0.0002	0.044
PHILINE SAGRA	5110050106	142.	0.0635	72.7951	0.0326	0.0351	3.489
PHILINE INFUNDIBULUM	5110050108	12.	0.0054	7.3369	0.0033	0.0029	0.402
BULLIDAE	511011	1.	0.0004	0.6931	0.0003	0.0002	0.044
BULLA STRIATA	5110110101	2.	0.0009	1.3863	0.0006	0.0004	0.089
HAMINOEA	51101201	9.	0.0040	5.9506	0.0027	0.0020	0.357
HAMINOEA SOLITARIA	5110120102	1.	0.0004	0.6931	0.0003	0.0002	0.044
HAMINOEA SUCCINEA	5110120104	4.	0.0018	2.7726	0.0012	0.0009	0.179
ATYS RIISEANUS	5110120203	82.	0.0367	50.5363	0.0226	0.0191	2.818
RETUSA SULCATA	5110130105	15.	0.0067	10.3972	0.0047	0.0032	0.671
VOLVULELLA TEXASIANA	5110130201	1.	0.0004	0.6931	0.0003	0.0002	0.044
VOLVULELLA PERSIMILIS	5110130202	78.	0.0349	44.0749	0.0197	0.0184	2.371
VOLVULELLA RECTA	5110130203	4.	0.0018	2.4849	0.0011	0.0010	0.134
VOLVULELLA PAUPERCUA	5110130205	1.	0.0004	0.6931	0.0003	0.0002	0.044
PYRUNCULUS CAELATUS	5110130301	1.	0.0004	0.6931	0.0003	0.0002	0.044
CYLINDROBULLA BEAUII	5110140101	11.	0.0049	5.7683	0.0026	0.0029	0.268
SIPHONARIIDAE	511402	2.	0.0009	1.0986	0.0005	0.0005	0.044
DORIDIDAE	513003	1.	0.0004	0.6931	0.0003	0.0002	0.044
POLYPLACOPHORA	53	239.	0.1069	121.9388	0.0546	0.0587	5.592
ISCHNOCHITONIDAE	530302	2.	0.0009	1.3863	0.0006	0.0004	0.089
ISCHNOCHITON	53030203	52.	0.0233	28.8256	0.0129	0.0130	1.431
ISCHNOCHITON PAPILLOSUS	5303020310	413.	0.1848	128.7123	0.0576	0.1018	3.892
ISCHNOCHITON FLORIDANUS	5303020313	3.	0.0013	2.0794	0.0009	0.0006	0.134
ISCHNOCHITON HARTMEYER	5303020314	9.	0.0040	5.9506	0.0027	0.0020	0.357

MISSISSIPPI-ALABAMA-FLORIDA STUDY MACROFAUNA							
NAME	NODC CODE	COUNT (c)	MEAN (c)	SUM (c')	MEAN (c')	VARIANCE (c')	PERCENT OCCURRENCE
LEPIDOCHITONA LIOZONIS	5303020402	9.	0.0040	5.3753	0.0024	0.0023	0.268
CHAETOPLEURA APICULATA	5303060103	16.	0.0072	7.3212	0.0033	0.0044	0.268
CHITON SQUAMOSUS	5303090101	1.	0.0004	0.6931	0.0003	0.0002	0.044
ACANTHOCHITONA PYGMAEA	5304010203	128.	0.0573	62.1368	0.0278	0.0319	2.863
APLACOPHORA	54	1.	0.0004	0.6931	0.0003	0.0002	0.044
CHAETODERMA	54020101	88.	0.0394	43.8123	0.0196	0.0231	1.879
BIVALVIA	55	1418.	0.6345	516.3016	0.2310	0.2640	22.192
NUCULA	55020202	2.	0.0009	1.3863	0.0006	0.0004	0.089
NUCULA PROXIMA	5502020204	18.	0.0081	11.4958	0.0051	0.0042	0.671
NUCULA CREMULATA	5502020214	7.	0.0031	4.8520	0.0022	0.0015	0.313
NUCULA AEGEENSIS	5502020215	12.	0.0054	7.0493	0.0032	0.0030	0.357
NUCULANA	55020402	13.	0.0058	8.7232	0.0039	0.0029	0.536
NUCULANA ACUTA	5502040204	53.	0.0237	33.5599	0.0150	0.0122	1.923
NUCULANA CONCENTRICA	5502040213	69.	0.0309	29.9812	0.0134	0.0178	1.252
NUCULANA GOMPHOIDEA	5502040216	6.	0.0027	4.1589	0.0019	0.0013	0.268
YOLDIA	55020405	1.	0.0004	0.6931	0.0003	0.0002	0.044
YOLDIA SOLENOIDES	5502040514	2.	0.0009	1.3863	0.0006	0.0004	0.089
SOLEMYA VELUM	5504010101	223.	0.0998	87.9086	0.0393	0.0563	3.311
SOLEMYA OCCIDENTALIS	5504010104	180.	0.0805	85.7147	0.0384	0.0458	3.713
ARCIDAE	550601	1.	0.0004	0.6931	0.0003	0.0002	0.044
BATHYARCA GLOMERULA	5506010104	11.	0.0049	7.3369	0.0033	0.0025	0.447
ANADARA	55060102	2.	0.0009	1.0986	0.0005	0.0005	0.044
ANADARA TRANSVERSA	5506010201	4.	0.0018	2.7726	0.0012	0.0009	0.179
ANADARA LIENOSA	5506010204	1.	0.0004	0.6931	0.0003	0.0002	0.044
ANADARA BAUGHMANI	5506010205	1.	0.0004	0.6931	0.0003	0.0002	0.044
ARCA ZEBRA	5506010401	3.	0.0013	2.0794	0.0009	0.0006	0.134
BARBATIA	55060105	1.	0.0004	0.6931	0.0003	0.0002	0.044
BARBATIA DOMINGENSIS	5506010503	20.	0.0089	8.4355	0.0038	0.0054	0.313
ARCOPSIS ADAMSI	5506010601	18.	0.0081	9.9760	0.0045	0.0044	0.536
LIMOPSIS SULCATA	5506050104	23.	0.0103	14.7917	0.0066	0.0053	0.850
LIMOPSIS MINUTA	5506050106	2.	0.0009	1.3863	0.0006	0.0004	0.089
LIMOPSIS ANTILLENIS	5506050107	2.	0.0009	1.3863	0.0006	0.0004	0.089
LIMOPSIS CRISTATA	5506050108	14.	0.0063	9.1287	0.0041	0.0032	0.536
GLYCYMERIS PECTINATA	5506060105	6.	0.0027	3.8712	0.0017	0.0014	0.223
GLYCYMERIS SUBTILIS	5506060109	4.	0.0018	2.7726	0.0012	0.0009	0.179
NUCINELLA ADAMSI	5506070201	16.	0.0072	10.2273	0.0046	0.0038	0.581

MISSISSIPPI-ALABAMA-FLORIDA STUDY MACROFAUNA							
NAME	NODC CODE	COUNT (c)	MEAN (c)	SUM (c')	MEAN (c')	VARIANCE (c')	PERCENT OCCURRENCE
MYTILIDAE (MOLLUSCA)	550701	1.	0.0004	0.6931	0.0003	0.0002	0.044
CRENELLA	55070102	1.	0.0004	0.6931	0.0003	0.0002	0.044
CRENELLA DIVARICATA	5507010205	98.	0.0438	56.6003	0.0253	0.0227	3.132
MUSCULUS LATERALIS	5507010413	82.	0.0367	43.3660	0.0194	0.0208	2.058
DACRYDIUM VITREUM	5507010502	9.	0.0040	5.9506	0.0027	0.0020	0.357
MODIOLUS	55070106	2.	0.0009	1.3863	0.0006	0.0004	0.089
MODIOLUS AMERICANUS	5507010604	9.	0.0040	5.9506	0.0027	0.0020	0.357
AMYGDALUM	55070110	43.	0.0192	26.4416	0.0118	0.0100	1.521
AMYGDALUM PAPYRIUM	5507011001	49.	0.0219	31.6503	0.0142	0.0111	1.879
AMYGDALUM SAGITTATUM	5507011002	8.	0.0036	5.5452	0.0025	0.0017	0.357
GREGARIELLA CORALLIOPHAGA	5507011201	8.	0.0036	4.8520	0.0022	0.0019	0.268
LIOBERUS CASTANEUS	5507011301	10.	0.0045	6.6438	0.0030	0.0023	0.402
LITHOPHAGA BISUCULCATA	5507011401	9.	0.0040	4.2767	0.0019	0.0024	0.179
LITHOPHAGA ARISTATA	5507011402	2.	0.0009	1.0986	0.0005	0.0005	0.044
BOTULA FUSCA	5507011701	20.	0.0089	5.7038	0.0026	0.0049	0.179
PINNIDAE	550702	9.	0.0040	6.2383	0.0028	0.0019	0.402
ATRINA	55070201	5.	0.0022	3.4657	0.0016	0.0011	0.223
PTERIA COLYMBUS	5509010201	1.	0.0004	0.6931	0.0003	0.0002	0.044
MALLEUS CANDEANUS	5509040101	12.	0.0054	4.6540	0.0021	0.0034	0.134
PECTINIDAE	550905	4.	0.0018	2.7726	0.0012	0.0009	0.179
CHLAMYS BENEDICTI	5509050108	33.	0.0148	18.9505	0.0085	0.0081	0.984
CYCLOPECTEN NANUS	5509050204	86.	0.0385	49.1343	0.0220	0.0207	2.595
PECTEN RAVENELI	5509050402	6.	0.0027	3.8712	0.0017	0.0014	0.223
AEQUIPECTEN MUSCOSUS	5509050802	3.	0.0013	1.7918	0.0008	0.0008	0.089
ARGOPECTEN GIBBUS	5509051201	11.	0.0049	7.6246	0.0034	0.0024	0.492
PLICATULA GIBBOSA	5509060101	44.	0.0197	25.0598	0.0112	0.0110	1.252
PODODESMUS MACROCHISMA	5509090101	7.	0.0031	4.5643	0.0020	0.0016	0.268
PODODESMUS RUDIS	5509090104	1.	0.0004	0.6931	0.0003	0.0002	0.044
ANOMIA SIMPLEX	5509090202	4.	0.0018	2.7726	0.0012	0.0009	0.179
LIMA PELLUCIDA	5509100104	38.	0.0170	25.0711	0.0112	0.0085	1.521
LIMATULA SETIFERA	5509100203	24.	0.0107	15.6547	0.0070	0.0054	0.939
LIMEA BRONNIANA	5509100301	7.	0.0031	4.8520	0.0022	0.0015	0.313
[USE 5510020502]	5510020202	2.	0.0009	1.0986	0.0005	0.0005	0.044
LUCINIDAE	551501	10.	0.0045	6.6438	0.0030	0.0023	0.402
PARVILUCINA MULTILINEATA	5515010102	3533.	1.5808	465.3369	0.2082	0.4638	12.349
PARVILUCINA BLANDA	5515010103	25.	0.0112	9.8373	0.0044	0.0062	0.402

MISSISSIPPI-ALABAMA-FLORIDA STUDY MACROFAUNA							
NAME	NODC CODE	COUNT (c)	MEAN (c)	SUM (c')	MEAN (c')	VARIANCE (c')	PERCENT OCCURRENCE
LUCINA RADIANS	5515010304	9.	0.0040	5.0752	0.0023	0.0022	0.268
LUCINA NASSULA	5515010305	22.	0.0098	15.2492	0.0068	0.0047	0.984
ANODONTIA	55150105	1.	0.0004	0.6931	0.0003	0.0002	0.044
ANODONTIA PHILIPPANA	5515010502	3.	0.0013	2.0794	0.0009	0.0006	0.134
LINGA AMIANTUS	5515010601	5.	0.0022	3.4657	0.0016	0.0011	0.223
LINGA SOMBRERENSIS	5515010602	17.	0.0076	9.8218	0.0044	0.0041	0.536
LINGA LEUCOCYMA	5515010603	16.	0.0072	10.8027	0.0048	0.0035	0.671
LINGA PENNSYLVANICA	5515010604	5.	0.0022	3.4657	0.0016	0.0011	0.223
DIVARICELLA DENTATA	5515010702	28.	0.0125	19.4081	0.0087	0.0059	1.252
CODAKIA	55150108	1.	0.0004	0.6931	0.0003	0.0002	0.044
THYASIRA	55150203	50.	0.0224	29.5176	0.0132	0.0118	1.655
THYASIRA TRISINUATA	5515020309	46.	0.0206	27.3861	0.0123	0.0113	1.431
MACTROMYIDAE	551503	1.	0.0004	0.6931	0.0003	0.0002	0.044
DIPLODONTA	55150501	104.	0.0465	63.2077	0.0283	0.0244	3.445
DIPLODONTA ORBELLA	5515050101	7.	0.0031	3.8712	0.0017	0.0018	0.179
DIPLODONTA PUNCTATA	5515050105	117.	0.0523	64.7732	0.0290	0.0286	3.266
KELLIA	55150801	2.	0.0009	1.3863	0.0006	0.0004	0.089
PYTHINELLA CUNEATA	5515090301	9.	0.0040	4.5643	0.0020	0.0025	0.179
MONTACUTIDAE	551510	17.	0.0076	10.9205	0.0049	0.0040	0.626
MYSELLA	55151001	11.	0.0049	6.6438	0.0030	0.0027	0.357
MYSELLA ALEUTICA	5515100103	1.	0.0004	0.6931	0.0003	0.0002	0.044
MYSELLA PLANATA	5515100104	10.	0.0045	6.0684	0.0027	0.0025	0.313
GLANS DOMINGUENSIS	5515170502	12.	0.0054	8.3178	0.0037	0.0026	0.536
[USE 5515170703]	5515170601	20.	0.0089	11.3259	0.0051	0.0050	0.581
PLEUROMERIS TRIDENTATA	5515170701	17.	0.0076	11.0904	0.0050	0.0038	0.671
ASTARTE NANA	5515190118	21.	0.0094	13.9807	0.0063	0.0047	0.850
ASTARTE SMITHII	5515190119	2.	0.0009	1.3863	0.0006	0.0004	0.089
CRASSINELLA	55152001	6.	0.0027	3.8712	0.0017	0.0014	0.223
CRASSINELLA LUNULATA	5515200102	105.	0.0470	61.4568	0.0275	0.0253	3.221
CRASSINELLA MARTINICENSIS	5515200103	99.	0.0443	60.9823	0.0273	0.0228	3.445
EUCRASSATELLA SPECIOSA	5515200201	12.	0.0054	8.0301	0.0036	0.0027	0.492
NEMOCARDIUM PERAMABILE	5515220302	15.	0.0067	10.1095	0.0045	0.0033	0.626
NEMOCARDIUM TINCTUM	5515220303	6.	0.0027	4.1589	0.0019	0.0013	0.268
LAEVICARDIUM MORTONI	5515220401	1.	0.0004	0.6931	0.0003	0.0002	0.044
LAEVICARDIUM LAEVIGATUM	5515220402	31.	0.0139	19.1737	0.0086	0.0073	1.073
LAEVICARDIUM PICTUM	5515220403	41.	0.0183	22.6927	0.0102	0.0105	1.073

MISSISSIPPI-ALABAMA-FLORIDA STUDY MACROFAUNA							
NAME	NODC CODE	COUNT (c)	MEAN (c)	SUM (c')	MEAN (c')	VARIANCE (c')	PERCENT OCCURRENCE
TRACHYCARDIUM EGMONTIANUM	5515220702	6.	0.0027	4.1589	0.0019	0.0013	0.268
PAPYRIDEA SEMISULCATA	5515220902	11.	0.0049	7.3369	0.0033	0.0025	0.447
AMERICARDIA MEDIA	5515221002	3.	0.0013	2.0794	0.0009	0.0006	0.134
ERVILIA CONCENTRICA	5515280101	24.	0.0107	14.7917	0.0066	0.0058	0.805
ENSIS MINOR	5515290302	3.	0.0013	2.0794	0.0009	0.0006	0.134
MACOMA	55153101	19.	0.0085	12.8821	0.0058	0.0042	0.805
MACOMA TAGELIFORMIS	5515310122	7.	0.0031	4.8520	0.0022	0.0015	0.313
MACOMA EXTENUATA	5515310127	35.	0.0157	22.2464	0.0100	0.0082	1.252
TELLINA AEQUISTRIATA	5515310206	44.	0.0197	28.6546	0.0128	0.0100	1.700
TELLINA VERSICOLOR	5515310209	2094.	0.9369	743.3694	0.3326	0.4093	27.248
TELLINA ALTERNATA	5515310210	8.	0.0036	5.5452	0.0025	0.0017	0.357
TELLINA SQUAMIFERA	5515310213	19.	0.0085	12.1890	0.0055	0.0044	0.715
TELLINA LISTERI	5515310224	10.	0.0045	6.9315	0.0031	0.0021	0.447
TELLIDORA CRISTATA	5515310401	2.	0.0009	1.3863	0.0006	0.0004	0.089
CYMATOICA ORIENTALIS	5515310601	38.	0.0170	23.1502	0.0104	0.0090	1.297
TAGELUS DIVISUS	5515330202	1.	0.0004	0.6931	0.0003	0.0002	0.044
SEMELE BELLASTRIATA	5515350102	63.	0.0282	38.6306	0.0173	0.0146	2.192
SEMELE PROFICUA	5515350103	1.	0.0004	0.6931	0.0003	0.0002	0.044
SEMELE PURPURASCENS	5515350104	45.	0.0201	29.7532	0.0133	0.0101	1.789
SEMELE NUCULOIDES	5515350105	68.	0.0304	40.6216	0.0182	0.0162	2.192
ABRA AEQUALIS	5515350201	35.	0.0157	20.0334	0.0090	0.0086	1.029
ABRA LIOICA	5515350202	440.	0.1969	237.8718	0.1064	0.1005	11.633
SOLECURTUS	55153601	2.	0.0009	1.3863	0.0006	0.0004	0.089
SOLECURTUS CUMINGIANUS	5515360101	5.	0.0022	3.4657	0.0016	0.0011	0.223
SOLECURTUS SANCTAEMARTHAE	5515360102	3.	0.0013	2.0794	0.0009	0.0006	0.134
VESICOMYA	55154402	1.	0.0004	0.6931	0.0003	0.0002	0.044
VENERIDAE	551547	3.	0.0013	2.0794	0.0009	0.0006	0.134
TRANSENNELLA CUBANIANA	5515470102	6.	0.0027	3.8712	0.0017	0.0014	0.223
DOSINIA	55154709	2.	0.0009	1.3863	0.0006	0.0004	0.089
DOSINIA DISCUS	5515470901	20.	0.0089	11.4313	0.0051	0.0050	0.581
DOSINIA ELEGANS	5515470902	6.	0.0027	4.1589	0.0019	0.0013	0.268
CYCLINELLA TENUIS	5515471001	8.	0.0036	5.5452	0.0025	0.0017	0.357
PITAR	55154712	5.	0.0022	3.4657	0.0016	0.0011	0.223
PITAR CORDATUS	5515471202	17.	0.0076	6.0307	0.0027	0.0040	0.268
PITAR SIMPSONI	5515471203	84.	0.0376	53.3859	0.0239	0.0192	3.042
CHIONE CLENCHI	5515471501	1.	0.0004	0.6931	0.0003	0.0002	0.044

NAME	NODC CODE	MISSISSIPPI-ALABAMA-FLORIDA STUDY MACROFAUNA					PERCENT OCCURRENCE
		COUNT (c)	MEAN (c)	SUM (c')	MEAN (c')	VARIANCE (c')	
CHIONE GRUS	5515471502	19.	0.0085	8.9464	0.0040	0.0046	0.447
CHIONE CANCELLATA	5515471503	33.	0.0148	20.7423	0.0093	0.0078	1.163
CHIONE LATILIRATA	5515471506	45.	0.0201	30.0409	0.0134	0.0099	1.834
GOULDIA CERINA	5515471601	129.	0.0577	76.0437	0.0340	0.0297	4.205
PERIGLYPTA LISTERI	5515471701	1.	0.0004	0.6931	0.0003	0.0002	0.044
MACROCALLISTA MACULATA	5515471801	21.	0.0094	12.0554	0.0054	0.0050	0.671
CALLISTA EUCYMATA	5515471901	4.	0.0018	2.7726	0.0012	0.0009	0.179
COOPERELLA ATLANTICA	5515490101	21.	0.0094	13.9807	0.0063	0.0047	0.850
CHAMA MACEROPHYLLA	5515510101	4.	0.0018	2.7726	0.0012	0.0009	0.179
CHAMA CONGREGATA	5515510102	4.	0.0018	2.7726	0.0012	0.0009	0.179
ARCINELLA CORNUTA	5515510201	8.	0.0036	5.5452	0.0025	0.0017	0.357
CORBULA	55170202	1.	0.0004	0.6931	0.0003	0.0002	0.044
CORBULA CONTRACTA	5517020201	4.	0.0018	2.7726	0.0012	0.0009	0.179
CORBULA DIETZIANA	5517020203	66.	0.0295	38.9227	0.0174	0.0160	2.058
CORBULA KREBSIANA	5517020204	6.	0.0027	3.8712	0.0017	0.0014	0.223
CORBULA CYMELLA	5517020208	63.	0.0282	36.3813	0.0163	0.0153	1.923
VARICORBULA OPERCULATA	5517020301	2147.	0.9606	245.5818	0.1099	0.2382	7.964
GASTROCHAENA HIANIS	5517050101	246.	0.1101	60.3279	0.0270	0.0454	2.371
HIATELLA ARCTICA	5517060201	12.	0.0054	7.3369	0.0033	0.0029	0.402
PANDORA INFLATA	5520020109	7.	0.0031	4.5643	0.0020	0.0016	0.268
LYONSIA HYALINA	5520050206	142.	0.0635	84.9309	0.0380	0.0333	4.563
LYONSIA BEANA	5520050208	3.	0.0013	1.7918	0.0008	0.0008	0.089
BUSHIA	55200803	16.	0.0072	9.2341	0.0041	0.0039	0.492
POROMYIDAE	552009	1.	0.0004	0.6931	0.0003	0.0002	0.044
POROMYA GRANULATA	5520090104	2.	0.0009	1.3863	0.0006	0.0004	0.089
CARDIOMYA	55201001	1.	0.0004	0.6931	0.0003	0.0002	0.044
CARDIOMYA ORNATISSIMA	5520100105	4.	0.0018	2.4849	0.0011	0.0010	0.134
CARDIOMYA PERROSTRATA	5520100106	61.	0.0273	38.7641	0.0173	0.0138	2.281
CARDIOMYA COSTELLATA	5520100107	4.	0.0018	2.4849	0.0011	0.0010	0.134
CUSPIDARIA	55201002	2.	0.0009	1.3863	0.0006	0.0004	0.089
CUSPIDARIA JEFFREYSI	5520100211	25.	0.0112	16.3479	0.0073	0.0056	0.984
MYONERA LAMELLIFERA	5520100303	2.	0.0009	1.3863	0.0006	0.0004	0.089
MYONERA LIMATULA	5520100304	9.	0.0040	6.2383	0.0028	0.0019	0.402
VERTICORDIA ORNATA	5520110301	26.	0.0116	18.0218	0.0081	0.0055	1.163
SCAPHOPODA	56	76.	0.0340	43.8925	0.0196	0.0183	2.326
[USE 56010101]	56000101	28.	0.0125	19.1204	0.0086	0.0061	1.208

MISSISSIPPI-ALABAMA-FLORIDA STUDY MACROFAUNA							
NAME	NODC CODE	COUNT (c)	MEAN (c)	SUM (c')	MEAN (c')	VARIANCE (c')	PERCENT OCCURRENCE
[USE 5601010105]	5600010107	2.	0.0009	1.3863	0.0006	0.0004	0.089
[USE 5601010106]	5600010108	6.	0.0027	4.1589	0.0019	0.0013	0.268
[USE 5601010109]	5600010111	4.	0.0018	2.7726	0.0012	0.0009	0.179
[USE 5601010302]	5600010113	5.	0.0022	3.4657	0.0016	0.0011	0.223
[USE 5601010111]	5600010115	52.	0.0233	31.5292	0.0141	0.0123	1.745
[USE 5601010112]	5600010116	2.	0.0009	1.3863	0.0006	0.0004	0.089
[USE 5601010114]	5600010118	1.	0.0004	0.6931	0.0003	0.0002	0.044
[USE 5601010115]	5600010119	3.	0.0013	2.0794	0.0009	0.0006	0.134
[USE 5601030201]	5600010120	15.	0.0067	10.1095	0.0045	0.0033	0.626
CADULUS SP	56000201	16.	0.0072	7.8966	0.0035	0.0042	0.357
[USE 5602040104]	5600020104	1.	0.0004	0.6931	0.0003	0.0002	0.044
[USE 5602040108]	5600020108	93.	0.0416	55.0361	0.0246	0.0222	2.953
[USE 5602040111]	5600020111	64.	0.0286	38.3065	0.0171	0.0152	2.102
[USE 5602040112]	5600020112	2.	0.0009	1.3863	0.0006	0.0004	0.089
ACHELIA	60010402	18.	0.0081	7.6779	0.0034	0.0047	0.313
ASCORHYNCHUS PYRGINOSPINU	6001040902	5.	0.0022	2.7726	0.0012	0.0013	0.134
ANOPLODACTYLUS	60010602	1.	0.0004	0.6931	0.0003	0.0002	0.044
CRUSTACEA	61	2.	0.0009	1.3863	0.0006	0.0004	0.089
HARPACTICOIDA	6119	109.	0.0488	16.6336	0.0074	0.0216	0.268
NEBALIA	61450101	90.	0.0403	43.0783	0.0193	0.0229	1.968
MYSIDOPSIS FURCA	6153012105	8.	0.0036	4.5643	0.0020	0.0020	0.223
BOWMANIELLA	61530126	7.	0.0031	3.6889	0.0017	0.0018	0.179
BOWMANIELLA PORTORICENSIS	6153012602	13.	0.0058	7.7424	0.0035	0.0032	0.402
ANCHIALINA TYPICA	6153012801	8.	0.0036	5.2575	0.0024	0.0018	0.313
RHOPALOPHTHALMUS BRISBANE	6153013702	1.	0.0004	0.6931	0.0003	0.0002	0.044
CUMACEA	6154	8.	0.0036	4.8520	0.0022	0.0019	0.268
LEUCON	61540401	1.	0.0004	0.6931	0.0003	0.0002	0.044
EUDORELLA	61540402	4.	0.0018	2.4849	0.0011	0.0010	0.134
DIASTYLIDAE	615405	1.	0.0004	0.6931	0.0003	0.0002	0.044
OXYUROSTYLIS SMITHI	6154050801	15.	0.0067	8.8410	0.0040	0.0038	0.447
OXYUROSTYLIS SALINOI	6154050803	8.	0.0036	4.8520	0.0022	0.0019	0.268
CAMPYLASPIS	61540701	123.	0.0550	75.5508	0.0338	0.0283	4.205
NANNASTACIDAE	615408	1.	0.0004	0.6931	0.0003	0.0002	0.044
CUMELLA	61540801	122.	0.0546	67.0001	0.0300	0.0292	3.489
CUMELLA GARRITYI	6154080103	6.	0.0027	3.1781	0.0014	0.0016	0.134
BODOTRIIDAE	615409	1.	0.0004	0.6931	0.0003	0.0002	0.044

NAME	NODC CODE	MISSISSIPPI-ALABAMA-FLORIDA STUDY MACROFAUNA					PERCENT OCCURRENCE
		COUNT (c)	MEAN (c)	SUM (c')	MEAN (c')	VARIANCE (c')	
CYCLASPIS	61540902	124.	0.0555	73.5892	0.0329	0.0288	4.026
VAUNTHOMPSONIA	61540904	7.	0.0031	4.1589	0.0019	0.0017	0.223
VAUNTHOMPSONIA MINOR	6154090402	8.	0.0036	5.2575	0.0024	0.0018	0.313
SYMPDOMMA	61540907	9.	0.0040	5.6630	0.0025	0.0021	0.313
APSEUDES	61560301	563.	0.2519	230.5446	0.1032	0.1347	9.038
KALLIAPSEUDES	61560601	214.	0.0957	96.2257	0.0431	0.0523	4.205
LEIOPIDAE	615607	1.	0.0004	0.6931	0.0003	0.0002	0.044
LEPTOCHELIA	61570201	510.	0.2282	195.7674	0.0876	0.1156	8.187
GNATHIIDAE	615901	9.	0.0040	5.5452	0.0025	0.0021	0.313
GNATHIA	61590101	28.	0.0125	18.8328	0.0084	0.0062	1.163
GNATHIA CRENULATIFRONS	6159010105	1.	0.0004	0.6931	0.0003	0.0002	0.044
BATHYGNATHIA	61590102	6.	0.0027	3.8712	0.0017	0.0014	0.223
ANTHURIDAE	616001	38.	0.0170	22.8217	0.0102	0.0091	1.252
PTILANTHURA TRICARINA	6160010302	17.	0.0076	11.4958	0.0051	0.0037	0.715
APANTHURA	61600104	21.	0.0094	12.8300	0.0057	0.0051	0.671
APANTHURA MAGNIFICA	6160010401	206.	0.0922	78.6729	0.0352	0.0444	3.668
XENANTHURA BREVITELSON	6160010701	266.	0.1190	135.6670	0.0607	0.0654	6.174
ACCALANTHURA CRENULATA	6160010901	31.	0.0139	20.2191	0.0090	0.0070	1.208
HOROLOANTHURA IRPEX	6160011101	184.	0.0823	99.8825	0.0447	0.0450	4.832
PANANTHURA FORMOSA	6160011201	25.	0.0112	9.2465	0.0041	0.0066	0.313
MESANTHURA FLORIDENSIS	6160011403	38.	0.0170	24.0257	0.0107	0.0088	1.387
CIROLANIDAE	616101	1.	0.0004	0.6931	0.0003	0.0002	0.044
CIROLANA	61610101	2.	0.0009	1.3863	0.0006	0.0004	0.089
CIROLANA POLITA	6161010105	13.	0.0058	7.8478	0.0035	0.0031	0.447
CIROLANA PARVA	6161010108	43.	0.0192	9.8825	0.0044	0.0079	0.402
CIROLANA GRACILIS	6161010113	47.	0.0210	20.8632	0.0093	0.0115	0.984
EURYDICE LITTORALIS	6161010201	51.	0.0228	27.5868	0.0123	0.0123	1.431
EURYDICE PIPERATA	6161010202	16.	0.0072	11.0904	0.0050	0.0034	0.715
EURYDICE CONVEXA	6161010206	1.	0.0004	0.6931	0.0003	0.0002	0.044
CONILERA	61610104	2.	0.0009	1.0986	0.0005	0.0005	0.044
PARACERCEIS CAUDATA	6161020202	4.	0.0018	2.7726	0.0012	0.0009	0.179
SPHAEROMA	61610207	1.	0.0004	0.6931	0.0003	0.0002	0.044
SEROLIS MGRAYI	6161030101	11.	0.0049	7.3369	0.0033	0.0025	0.447
ROCINELA SIGNATA	6161070206	3.	0.0013	2.0794	0.0009	0.0006	0.134
NALICORA RAPAX	6161090101	3.	0.0013	2.0794	0.0009	0.0006	0.134
ASTACILLA	61620104	2.	0.0009	1.3863	0.0006	0.0004	0.089

NAME	NODC CODE	MISSISSIPPI-ALABAMA-FLORIDA STUDY MACROFAUNA					PERCENT OCCURRENCE
		COUNT (c)	MEAN (c)	SUM (c')	MEAN (c')	VARIANCE (c')	
ARCTURELLA BISPINATA	6162010801	2.	0.0009	1.3863	0.0006	0.0004	0.089
ARCTURELLA SPINATA	6162010802	1.	0.0004	0.6931	0.0003	0.0002	0.044
ASELLOTA	6163	2.	0.0009	1.3863	0.0006	0.0004	0.089
STENETRIUM	61630101	1.	0.0004	0.6931	0.0003	0.0002	0.044
STENETRIUM MINOCULE	6163010101	18.	0.0081	4.2195	0.0019	0.0040	0.134
STENETRIUM OCCIDENTALE	6163010102	9.	0.0040	4.3820	0.0020	0.0024	0.179
ASELLIDAE	616302	2.	0.0009	1.3863	0.0006	0.0004	0.089
CARPIAS	61630605	1.	0.0004	0.6931	0.0003	0.0002	0.044
JAEROPSIS	61631101	3.	0.0013	2.0794	0.0009	0.0006	0.134
JAEROPSIS RATHBUNAE	6163110105	9.	0.0040	5.9506	0.0027	0.0020	0.357
MUNNA	61631201	8.	0.0036	4.5643	0.0020	0.0020	0.223
BOPYRIDAE	616504	2.	0.0009	1.3863	0.0006	0.0004	0.089
GAMMARIDEA	6169	46.	0.0206	27.7916	0.0124	0.0112	1.476
IPHIMEDIA	61690104	4.	0.0018	2.7726	0.0012	0.0009	0.179
AMPELISCA	61690201	199.	0.0890	96.8583	0.0433	0.0493	4.340
AMPELISCA ABDITA	6169020108	212.	0.0949	43.3387	0.0194	0.0456	1.073
AMPELISCA VADORUM	6169020109	230.	0.1029	85.8087	0.0384	0.0574	3.132
AMPELISCA VERRILLI	6169020110	185.	0.0828	101.1474	0.0453	0.0452	4.877
AMPELISCA AGASSIZI	6169020111	603.	0.2698	187.6713	0.0840	0.1310	6.890
AMPELISCA CRISTATA	6169020112	84.	0.0376	51.1117	0.0229	0.0198	2.818
AMPELISCA VENETIENSIS	6169020122	40.	0.0179	23.4503	0.0105	0.0097	1.252
AMPELISCA SCHELLENBERGI	6169020124	22.	0.0098	9.7573	0.0044	0.0058	0.402
BYBLIS	61690202	25.	0.0112	16.4656	0.0074	0.0057	0.984
AMPHILOCHIDAE	616903	4.	0.0018	2.7726	0.0012	0.0009	0.179
AMPHILOCHUS	61690302	12.	0.0054	7.6246	0.0034	0.0028	0.447
GITANA	61690303	1.	0.0004	0.6931	0.0003	0.0002	0.044
GITANOPSIS	61690304	1.	0.0004	0.6931	0.0003	0.0002	0.044
PARACYPROIDEA	61690306	3.	0.0013	2.0794	0.0009	0.0006	0.134
AMPITHOE	61690401	24.	0.0107	10.9205	0.0049	0.0058	0.536
CYMADUSA	61690402	1.	0.0004	0.6931	0.0003	0.0002	0.044
ANAMIXIS	61690501	26.	0.0116	8.6334	0.0039	0.0065	0.313
AORIDAE	616906	21.	0.0094	11.2081	0.0050	0.0054	0.536
LEMBOS	61690603	133.	0.0595	67.3001	0.0301	0.0345	2.908
LEMBOS SMITHI	6169060303	6.	0.0027	2.7081	0.0012	0.0017	0.089
LEMBOS UNICORNIS	6169060305	4.	0.0018	1.6094	0.0007	0.0012	0.044
LEMBOS TIGRINUS	6169060310	105.	0.0470	14.8670	0.0067	0.0187	0.268

MISSISSIPPI-ALABAMA-FLORIDA STUDY MACROFAUNA							
NAME	NODC CODE	COUNT (c)	MEAN (c)	SUM (c')	MEAN (c')	VARIANCE (c')	PERCENT OCCURRENCE
LEMBOS OVALIPES	6169060311	17.	0.0076	8.7765	0.0039	0.0046	0.357
MICRODEUTOPUS	61690604	85.	0.0380	44.4282	0.0199	0.0218	2.013
MICRODEUTOPUS MYERSI	6169060404	212.	0.0949	50.5331	0.0226	0.0449	1.476
LEPTOCHEIRUS	61690607	4.	0.0018	2.7726	0.0012	0.0009	0.179
RUDILEMBOIDES SP.	61690608	59.	0.0264	30.1305	0.0135	0.0149	1.431
[USE 6169061201]	6169060801	12.	0.0054	6.5793	0.0029	0.0031	0.313
RILDARDANUS LAMINOSA	6169061101	67.	0.0300	33.2440	0.0149	0.0173	1.476
AMPHIDEUTOPUS	61690613	7.	0.0031	3.4657	0.0016	0.0019	0.134
ARGISSIDAE	616907	1.	0.0004	0.6931	0.0003	0.0002	0.044
ARGISSA	61690701	1.	0.0004	0.6931	0.0003	0.0002	0.044
ARGISSA HAMATIPES	6169070101	1.	0.0004	0.6931	0.0003	0.0002	0.044
BATEA	61691001	1.	0.0004	0.6931	0.0003	0.0002	0.044
CARINOBATEA	61691002	5.	0.0022	3.4657	0.0016	0.0011	0.223
CARINOBATEA CARINATA	6169100201	148.	0.0662	49.5524	0.0222	0.0329	2.013
COLOMASTIX	61691401	15.	0.0067	7.1670	0.0032	0.0041	0.268
CERAPUS TUBULARIS	6169150102	5.	0.0022	3.1781	0.0014	0.0012	0.179
COROPHIUM	61691502	6.	0.0027	3.4657	0.0016	0.0015	0.179
ERICTHONIUS	61691503	12.	0.0054	6.6438	0.0030	0.0031	0.313
ERICTHONIUS BRASILIENSIS	6169150302	85.	0.0380	29.6549	0.0133	0.0198	1.208
ERICTHONIUS RUBRICORNIS	6169150306	1.	0.0004	0.6931	0.0003	0.0002	0.044
UNCIOLA	61691507	137.	0.0613	77.7004	0.0348	0.0331	3.937
CHEVALIA	61691510	1.	0.0004	0.6931	0.0003	0.0002	0.044
CHEVALIA AVICULAE	6169151001	220.	0.0984	44.7669	0.0200	0.0399	1.431
PONTOGENEIA	61692012	8.	0.0036	4.5643	0.0020	0.0020	0.223
PONTOGENEIA LONGLEYI	6169201210	13.	0.0058	6.5793	0.0029	0.0035	0.268
GAMMARIDAE	616921	5.	0.0022	3.4657	0.0016	0.0011	0.223
CERADOCUS	61692102	23.	0.0103	10.9205	0.0049	0.0059	0.492
ELASMOPUS	61692103	104.	0.0465	46.8990	0.0210	0.0250	2.147
ERIOPIISA	61692104	83.	0.0371	41.8788	0.0187	0.0213	1.879
MAERA	61692108	116.	0.0519	56.7758	0.0254	0.0292	2.595
MELITA APPENDICULATA	6169211007	30.	0.0134	13.3408	0.0060	0.0076	0.581
JERBARNIA	61692118	33.	0.0148	21.0300	0.0094	0.0077	1.208
PARELASMOPUS	61692122	30.	0.0134	12.9354	0.0058	0.0077	0.536
TABZTZIUS	61692124	15.	0.0067	3.4012	0.0015	0.0035	0.089
ACANTHOHAUSTORIUS	61692206	198.	0.0886	51.3316	0.0230	0.0448	1.521
ACANTHOHAUSTORIUS MILLSI	6169220602	13.	0.0058	6.3561	0.0028	0.0035	0.268

NAME	NODC CODE	MISSISSIPPI-ALABAMA-FLORIDA STUDY MACROFAUNA					PERCENT OCCURRENCE
		COUNT (c)	MEAN (c)	SUM (c')	MEAN (c')	VARIANCE (c')	
PROTOHAUSTORIUS	61692212	9.	0.0040	4.5643	0.0020	0.0025	0.179
PSEUDOHAUSTORIUS	61692213	74.	0.0331	25.7684	0.0115	0.0191	0.850
ISAEIDAE	616926	90.	0.0403	41.6275	0.0186	0.0232	1.745
PHOTIS	61692602	191.	0.0855	102.7072	0.0460	0.0465	5.055
PHOTIS PUGNATOR	6169260216	17.	0.0076	9.1695	0.0041	0.0043	0.447
GAMMAROPSIS	61692604	4.	0.0018	2.4849	0.0011	0.0010	0.134
PODOCEROPSIS	61692605	2.	0.0009	1.3863	0.0006	0.0004	0.089
MICROJASSA	61692704	2.	0.0009	1.3863	0.0006	0.0004	0.089
LEUCOTHOE (ANIMAL)	61693201	22.	0.0098	12.3068	0.0055	0.0055	0.626
LEUCOTHOIDES	61693202	1.	0.0004	0.6931	0.0003	0.0002	0.044
LEUCOTHOIDES POTTSI	6169320201	46.	0.0206	15.3290	0.0069	0.0116	0.536
IDUNELLA	61693301	5.	0.0022	3.4657	0.0016	0.0011	0.223
LILJEBORGIA	61693302	5.	0.0022	3.4657	0.0016	0.0011	0.223
LISTRIELLA	61693303	50.	0.0224	29.6241	0.0133	0.0122	1.566
LISTRIELLA BARNARDI	6169330301	30.	0.0134	15.3025	0.0068	0.0078	0.715
LYSIANASSIDAE	616934	3.	0.0013	2.0794	0.0009	0.0006	0.134
HIPPOMEDON	61693414	72.	0.0322	37.7261	0.0169	0.0162	2.102
ORCHOMENE	61693429	1.	0.0004	0.6931	0.0003	0.0002	0.044
ORCHOMENELLA	61693452	1.	0.0004	0.6931	0.0003	0.0002	0.044
LYSIANOPSIS	61693453	123.	0.0550	68.3770	0.0306	0.0305	3.355
OEDICEROTIDAE	616937	1.	0.0004	0.6931	0.0003	0.0002	0.044
MONOCULODES NYEI	6169370823	6.	0.0027	4.1589	0.0019	0.0013	0.268
SYNCHELIDIUM	61693714	1.	0.0004	0.6931	0.0003	0.0002	0.044
SYNCHELIDIUM AMERICANUM	6169371401	71.	0.0318	41.7077	0.0187	0.0172	2.192
WESTWOODILLA	61693715	13.	0.0058	7.5601	0.0034	0.0032	0.402
OEDICEROS	61693716	1.	0.0004	0.6931	0.0003	0.0002	0.044
HETEROPHLIAS SECLUSUS	6169410201	4.	0.0018	2.4849	0.0011	0.0010	0.134
PHOXOCEPHALIDAE	616942	1.	0.0004	0.6931	0.0003	0.0002	0.044
HARPINIA	61694201	128.	0.0573	55.1475	0.0247	0.0333	2.192
HETEROPHOXUS	61694203	21.	0.0094	13.6930	0.0061	0.0048	0.805
METAPHOXUS	61694206	1.	0.0004	0.6931	0.0003	0.0002	0.044
PARAPHOXUS	61694209	1.	0.0004	0.6931	0.0003	0.0002	0.044
TRICHOPHOXUS	61694210	2.	0.0009	1.3863	0.0006	0.0004	0.089
TRICHOPHOXUS FLORIDANUS	6169421002	133.	0.0595	61.5067	0.0275	0.0336	2.639
PLATYISCHNOPUS	61694211	51.	0.0228	28.4565	0.0127	0.0127	1.431
MANDIBULOPHOXUS	61694212	5.	0.0022	2.7726	0.0012	0.0013	0.134

NAME	NODC CODE	MISSISSIPPI-ALABAMA-FLORIDA STUDY MACROFAUNA					PERCENT OCCURRENCE
		COUNT (c)	MEAN (c)	SUM (c')	MEAN (c')	VARIANCE (c')	
PERICLIMENES	61791104	5.	0.0022	3.4657	0.0016	0.0011	0.223
PERICLIMENES AMERICANUS	6179110401	8.	0.0036	5.5452	0.0025	0.0017	0.357
PERICLIMENES IRIDESCENS	6179110402	2.	0.0009	1.3863	0.0006	0.0004	0.089
NEOPONTONIDES BEAUFORTENS	6179110601	1.	0.0004	0.6931	0.0003	0.0002	0.044
PERICLIMENAEUS	61791107	1.	0.0004	0.6931	0.0003	0.0002	0.044
PERICLIMENAEUS MAXILLULID	6179110703	1.	0.0004	0.6931	0.0003	0.0002	0.044
ALPHEUS	61791401	9.	0.0040	5.9506	0.0027	0.0020	0.357
ALPHEUS NORMANNI	6179140102	42.	0.0188	25.2942	0.0113	0.0101	1.387
ALPHEUS FLORIDANUS	6179140103	19.	0.0085	12.5944	0.0056	0.0043	0.760
ALPHEUS ARMATUS	6179140108	1.	0.0004	0.6931	0.0003	0.0002	0.044
AUTOMATE EVERMANNI	6179140301	379.	0.1696	210.9207	0.0944	0.0885	10.156
SALMONEUS	61791404	6.	0.0027	3.8712	0.0017	0.0014	0.223
ALPHEOPSIS	61791405	1.	0.0004	0.6931	0.0003	0.0002	0.044
SYNALPHEUS	61791406	2.	0.0009	1.3863	0.0006	0.0004	0.089
SYNALPHEUS TOWNSENDI	6179140601	21.	0.0094	8.2279	0.0037	0.0051	0.357
SYNALPHEUS AGELAS	6179140615	21.	0.0094	7.4547	0.0033	0.0057	0.223
OGYRIDES YAQUIENSIS	6179150105	17.	0.0076	10.2273	0.0046	0.0042	0.536
HIPPOLYTE	61791601	1.	0.0004	0.6931	0.0003	0.0002	0.044
LEPTODIUS AGASSIZI	6179161001	1.	0.0004	0.6931	0.0003	0.0002	0.044
THOR	61791614	7.	0.0031	4.5643	0.0020	0.0016	0.268
THOR AMBOINENSIS	6179161403	5.	0.0022	1.7918	0.0008	0.0014	0.044
TRACHYCARIS RESTRICTUS	6179161501	1.	0.0004	0.6931	0.0003	0.0002	0.044
PROCESSA	61791701	23.	0.0103	15.3670	0.0069	0.0051	0.939
PROCESSA HEMPHILLI	6179170101	27.	0.0121	14.2039	0.0064	0.0071	0.626
PROCESSA BERMUDENSIS	6179170102	49.	0.0219	22.6141	0.0101	0.0123	1.029
PROCESSA VICINA	6179170103	12.	0.0054	5.9506	0.0027	0.0032	0.268
PANDALIDAE	617918	1.	0.0004	0.6931	0.0003	0.0002	0.044
THALASSINIDAE	618301	3.	0.0013	2.0794	0.0009	0.0006	0.134
AXIIDAE	618302	1.	0.0004	0.6931	0.0003	0.0002	0.044
CALASTACUS	61830201	9.	0.0040	6.2383	0.0028	0.0019	0.402
CALASTACUS HIRSUTIMANA	6183020102	1.	0.0004	0.6931	0.0003	0.0002	0.044
OXIOPSIS OXYPLEURA	6183020601	3.	0.0013	1.7918	0.0008	0.0008	0.089
UPOGEBIA SP.	61830401	19.	0.0085	10.7381	0.0048	0.0048	0.536
CALLIANASSA	61830402	47.	0.0210	32.2902	0.0144	0.0100	2.058
CALLIANASSA ATLANTICA	6183040205	1.	0.0004	0.6931	0.0003	0.0002	0.044
CALLIANASSA MINIMA	6183040211	2.	0.0009	1.3863	0.0006	0.0004	0.089

NAME	NODC CODE	MISSISSIPPI-ALABAMA-FLORIDA STUDY MACROFAUNA					PERCENT OCCURRENCE
		COUNT (c)	MEAN (c)	SUM (c')	MEAN (c')	VARIANCE (c')	
CALLIANASSA MARGINATA	6183040212	115.	0.0515	54.2256	0.0243	0.0295	2.371
CALLIANASSA FRAGILIS	6183040213	11.	0.0049	7.3369	0.0033	0.0025	0.447
CALLIANASSA BATEI	6183040214	2.	0.0009	1.3863	0.0006	0.0004	0.089
CALLIANASSA LONGIVENTRIS	6183040215	20.	0.0089	11.3259	0.0051	0.0050	0.581
PAGURIDAE	618306	289.	0.1293	148.5343	0.0665	0.0699	6.979
PAGURISTES SP.	61830601	5.	0.0022	3.1781	0.0014	0.0012	0.179
PAGURUS BRANDTI	6183060221	4.	0.0018	2.4849	0.0011	0.0010	0.134
PAGURUS CAROLINENSIS	6183060242	6.	0.0027	3.4657	0.0016	0.0015	0.179
PAGURUS CORALLINUS	6183060248	1.	0.0004	0.6931	0.0003	0.0002	0.044
LABIDochirus	61830604	2.	0.0009	1.3863	0.0006	0.0004	0.089
PYLOPAGURUS	61830613	2.	0.0009	1.3863	0.0006	0.0004	0.089
COENOBITIDAE	618307	3.	0.0013	2.0794	0.0009	0.0006	0.134
GALATHEIDAE	618310	1.	0.0004	0.6931	0.0003	0.0002	0.044
MUNIDA	61831001	14.	0.0063	6.3561	0.0028	0.0037	0.268
MUNIDA PUSILLA	6183100106	14.	0.0063	6.6438	0.0030	0.0035	0.313
MUNIDA BEANI	6183100112	62.	0.0277	27.6092	0.0124	0.0160	1.163
MUNIDA EVERMANNI	6183100115	1.	0.0004	0.6931	0.0003	0.0002	0.044
MUNIDA FLINTI	6183100116	1.	0.0004	0.6931	0.0003	0.0002	0.044
GALATHEA ROSTRATA	6183100301	43.	0.0192	17.6381	0.0079	0.0116	0.626
PORCELLANIDAE	618312	1.	0.0004	0.6931	0.0003	0.0002	0.044
EUCERAMUS PRAELONGUS	6183120301	17.	0.0076	10.9205	0.0049	0.0040	0.626
ALBUNEA PARETII	6183130201	5.	0.0022	3.4657	0.0016	0.0011	0.223
ALBUNEA GIBBESI	6183130202	5.	0.0022	3.4657	0.0016	0.0011	0.223
BRACHYURA	6184	22.	0.0098	14.9616	0.0067	0.0048	0.939
DROMIDAE	618502	2.	0.0009	1.3863	0.0006	0.0004	0.089
HYPOCONCHA ARCUATA	6185020101	8.	0.0036	5.5452	0.0025	0.0017	0.357
HYPOCONCHA SPINOSISSIMA	6185020103	4.	0.0018	2.7726	0.0012	0.0009	0.179
DROMIDIA ANTILLENENSIS	6185020301	1.	0.0004	0.6931	0.0003	0.0002	0.044
ETHUSA MASCARONE	6186010102	5.	0.0022	3.4657	0.0016	0.0011	0.223
CLYTHROCERUS SP.	61860102	1.	0.0004	0.6931	0.0003	0.0002	0.044
[USE 6184010102]	6186010202	6.	0.0027	4.1589	0.0019	0.0013	0.268
[USE 6184010103]	6186010203	10.	0.0045	6.6438	0.0030	0.0023	0.402
[USE 6184010104]	6186010204	1.	0.0004	0.6931	0.0003	0.0002	0.044
[USE 6184010201]	6186010301	2.	0.0009	1.3863	0.0006	0.0004	0.089
HEPATUS	61860202	1.	0.0004	0.6931	0.0003	0.0002	0.044
OSACHILA	61860203	5.	0.0022	3.1781	0.0014	0.0012	0.179

MISSISSIPPI-ALABAMA-FLORIDA STUDY MACROFAUNA							
NAME	NODC CODE	COUNT (c)	MEAN (c)	SUM (c')	MEAN (c')	VARIANCE (c')	PERCENT OCCURRENCE
OSACHILA TUBEROSA	6186020301	1.	0.0004	0.6931	0.0003	0.0002	0.044
OSACHILA SEMILEVIS	6186020302	4.	0.0018	2.7726	0.0012	0.0009	0.179
ACANTHOCARPUS ALEXANDRI	6186020401	1.	0.0004	0.6931	0.0003	0.0002	0.044
ILIACANTHA SPARSA	6186030304	1.	0.0004	0.6931	0.0003	0.0002	0.044
EBALIA	61860304	2.	0.0009	1.3863	0.0006	0.0004	0.089
EBALIA CARIOSA	6186030403	1.	0.0004	0.6931	0.0003	0.0002	0.044
EBALIA STIMPSONI	6186030404	16.	0.0072	10.8027	0.0048	0.0035	0.671
EBALIA HANCOCKI	6186030406	3.	0.0013	2.0794	0.0009	0.0006	0.134
SPELOEOPHORUS PONTIFER	6186030502	1.	0.0004	0.6931	0.0003	0.0002	0.044
CALLIDACTYLUS ASPER	6186030701	1.	0.0004	0.6931	0.0003	0.0002	0.044
LITHADIA CADAVEROSA	6186030801	1.	0.0004	0.6931	0.0003	0.0002	0.044
RANINIDAE	618604	2.	0.0009	1.3863	0.0006	0.0004	0.089
RANINOIDES	61860402	1.	0.0004	0.6931	0.0003	0.0002	0.044
RANINOIDES LOEVIS	6186040202	7.	0.0031	4.5643	0.0020	0.0016	0.268
RANILIA	61860404	2.	0.0009	1.3863	0.0006	0.0004	0.089
RANILIA MURICATA	6186040401	9.	0.0040	6.2383	0.0028	0.0019	0.402
RANILIA CONSTRICTA	6186040402	6.	0.0027	4.1589	0.0019	0.0013	0.268
SYMETHIS VARIOLOSA	6186040501	3.	0.0013	2.0794	0.0009	0.0006	0.134
MAJIDAE	618701	7.	0.0031	4.1589	0.0019	0.0017	0.223
COLLODES	61870110	4.	0.0018	2.7726	0.0012	0.0009	0.179
COLLODES LEPTOCHELES	6187011002	1.	0.0004	0.6931	0.0003	0.0002	0.044
COLLODES TRISPINOSUS	6187011003	3.	0.0013	2.0794	0.0009	0.0006	0.134
EUPROGNATHA RASTELLIFERA	6187011101	4.	0.0018	2.7726	0.0012	0.0009	0.179
HETEROCRYPTA	61870112	1.	0.0004	0.6931	0.0003	0.0002	0.044
HETEROCRYPTA GRANULATA	6187011201	3.	0.0013	2.0794	0.0009	0.0006	0.134
PODOCHELA	61870119	3.	0.0013	1.7918	0.0008	0.0008	0.089
PODOCHELA GRACILIPES	6187011904	1.	0.0004	0.6931	0.0003	0.0002	0.044
MACROCOELOMA	61870121	2.	0.0009	1.3863	0.0006	0.0004	0.089
MACROCOELOMA CAMPTOCERUM	6187012102	2.	0.0009	1.3863	0.0006	0.0004	0.089
MACROCOELOMA SEPTEMSPINOS	6187012103	1.	0.0004	0.6931	0.0003	0.0002	0.044
STENOCIONOPS	61870124	2.	0.0009	1.3863	0.0006	0.0004	0.089
MITHRAX ACUTICORNIS	6187012504	4.	0.0018	2.7726	0.0012	0.0009	0.179
BATRACHONOTUS	61870128	3.	0.0013	1.7918	0.0008	0.0008	0.089
BATRACHONOTUS FRAGOSUS	6187012801	2.	0.0009	1.3863	0.0006	0.0004	0.089
HEMUS CRISTULIPES	6187012901	8.	0.0036	5.2575	0.0024	0.0018	0.313
INACHOIDES FORCEPS	6187013101	6.	0.0027	3.8712	0.0017	0.0014	0.223

NAME	NODC CODE	MISSISSIPPI-ALABAMA-FLORIDA STUDY MACROFAUNA					PERCENT OCCURRENCE
		COUNT (c)	MEAN (c)	SUM (c')	MEAN (c')	VARIANCE (c')	
PITHO LHERMINIERI	6187013201	2.	0.0009	1.3863	0.0006	0.0004	0.089
AEPINUS SEPTEMPINOSUS	6187013601	1.	0.0004	0.6931	0.0003	0.0002	0.044
ARACHNOPSIS FILIPES	6187013701	2.	0.0009	1.3863	0.0006	0.0004	0.089
MOCOSOA CREBRIPUNCTATA	6187013801	7.	0.0031	4.8520	0.0022	0.0015	0.313
PARTHENOPIDAE	618702	5.	0.0022	3.4657	0.0016	0.0011	0.223
PARTHENOPE	61870201	1.	0.0004	0.6931	0.0003	0.0002	0.044
PARTHENOPE AGONA	6187020103	2.	0.0009	1.3863	0.0006	0.0004	0.089
MESORHOEA SEXSPINOSA	6187020301	2.	0.0009	1.3863	0.0006	0.0004	0.089
SOLENOAMBRUS TENELLUS	6187020402	1.	0.0004	0.6931	0.0003	0.0002	0.044
PORTUNIDAE	618901	1.	0.0004	0.6931	0.0003	0.0002	0.044
PORTUNUS SPINICARPUS	6189010603	2.	0.0009	1.3863	0.0006	0.0004	0.089
PORTUNUS ORDWAYI	6189010608	1.	0.0004	0.6931	0.0003	0.0002	0.044
XANTHIDAE	618902	10.	0.0045	6.9315	0.0031	0.0021	0.447
EURYPANOPEUS DISSIMIUS	6189020503	1.	0.0004	0.6931	0.0003	0.0002	0.044
MICROPANOPE	61890212	18.	0.0081	9.1287	0.0041	0.0045	0.447
MICROPANOPE SCULPTIPES	6189021202	92.	0.0412	43.1612	0.0193	0.0228	2.013
PILUMNUS FLORIDANUS	6189021401	2.	0.0009	1.3863	0.0006	0.0004	0.089
PILUMNUS SAYI	6189021403	1.	0.0004	0.6931	0.0003	0.0002	0.044
LOBOPILUMNUS AGASSIZI	6189022101	8.	0.0036	4.3820	0.0020	0.0020	0.223
MELYBIA THALAMITA	6189022301	2.	0.0009	1.3863	0.0006	0.0004	0.089
GONEPLACIDAE	618905	7.	0.0031	4.8520	0.0022	0.0015	0.313
GONEPLAX	61890503	1.	0.0004	0.6931	0.0003	0.0002	0.044
GONEPLAX HIRSUTA	6189050301	2.	0.0009	1.3863	0.0006	0.0004	0.089
GONEPLAX TRIDENTATA	6189050303	6.	0.0027	4.1589	0.0019	0.0013	0.268
SPEOCARCINUS LOBATUS	6189050401	14.	0.0063	9.7041	0.0043	0.0030	0.626
SPEOCARCINUS CAROLINENSIS	6189050402	1.	0.0004	0.6931	0.0003	0.0002	0.044
EURYPLAX NITIDA	6189050501	10.	0.0045	6.6438	0.0030	0.0023	0.402
CHASMOCARCINUS CYLINDRICU	6189050802	1.	0.0004	0.6931	0.0003	0.0002	0.044
PINNOTHERIDAE	618906	6.	0.0027	3.5835	0.0016	0.0015	0.179
DISSODACTYLUS	61890601	1.	0.0004	0.6931	0.0003	0.0002	0.044
PINNOTHERES	61890602	1.	0.0004	0.6931	0.0003	0.0002	0.044
PINNIXA	61890604	37.	0.0166	23.6848	0.0106	0.0085	1.387
PARAPINNIXA HENDERSONI	6189060501	19.	0.0085	12.1890	0.0055	0.0044	0.715
PALICIDAE	618911	8.	0.0036	5.5452	0.0025	0.0017	0.357
PALICUS ALTERNATUS	6189110101	9.	0.0040	5.9506	0.0027	0.0020	0.357
SQUILLIDAE	619101	2.	0.0009	1.3863	0.0006	0.0004	0.089

MISSISSIPPI-ALABAMA-FLORIDA STUDY MACROFAUNA							
NAME	NODC CODE	COUNT (c)	MEAN (c)	SUM (c')	MEAN (c')	VARIANCE (c')	PERCENT OCCURRENCE
SQUILLA DECEPTRIX	619101018	3.	0.0013	2.0794	0.0009	0.0006	0.134
PLATYSQUILLA HOROLOGII	6191010302	12.	0.0054	7.7424	0.0035	0.0028	0.447
MEIOSQUILLA QUADRIDENS	6191010401	3.	0.0013	2.0794	0.0009	0.0006	0.134
MEIOSQUILLA SCHMITTI	6191010402	6.	0.0027	4.1589	0.0019	0.0013	0.268
ACANTHOSQUILLA BIMINIENSI	6191010501	4.	0.0018	2.7726	0.0012	0.0009	0.179
GONODACTYLUS BREDINI	6191020101	1.	0.0004	0.6931	0.0003	0.0002	0.044
LYSIOSQUILLIDAE	619103	3.	0.0013	2.0794	0.0009	0.0006	0.134
EURYSQUILLA	61910401	2.	0.0009	1.3863	0.0006	0.0004	0.089
EURYSQUILLA PLUMATA	6191040101	4.	0.0018	2.7726	0.0012	0.0009	0.179
ODONTODACTYLUS BREVIROSTR	6191070101	1.	0.0004	0.6931	0.0003	0.0002	0.044

APPENDIX 1.4. SOUTHWEST FLORIDA STUDY MACROFAUNA

NAME	NODC CODE	COUNT (c)	SOUTHWEST FLORIDA STUDY MACROFAUNA				PERCENT OCCURRENCE
			MEAN (c)	SUM (c')	MEAN (c')	VARIANCE (c')	
ANEMONE	32080102	28.	0.0943	13.5107	0.0455	0.0522	4.713
PORIFERA	36	3.	0.0101	2.0794	0.0070	0.0048	1.010
HYDROZOA	3701	4.	0.0135	2.7726	0.0093	0.0064	1.346
ANTHOZOA	3740	12.	0.0404	7.4547	0.0251	0.0213	3.030
PENNATULACEA	3752	1.	0.0034	0.6931	0.0023	0.0016	0.336
ACTINIARIA	3758	3.	0.0101	2.0794	0.0070	0.0048	1.010
ATHENARIA	3759	18.	0.0606	11.2081	0.0377	0.0311	4.713
THENARIA	3760	8.	0.0269	4.9698	0.0167	0.0144	2.020
PLATYHELMINTHES	39	25.	0.0842	15.4848	0.0521	0.0428	6.397
TURBELLARIA	3901	37.	0.1246	19.5791	0.0659	0.0689	6.734
POLYCLADIDA	3906	30.	0.1010	18.2574	0.0615	0.0501	7.744
NEMERTEA	43	3530.	11.8855	645.9464	2.1749	0.8416	96.296
KINORHYNCHA	46	1.	0.0034	0.6931	0.0023	0.0016	0.336
NEMATODA	47	13180.	44.3771	937.7185	3.1573	1.3797	97.643
POLYCHAETA	5001	212.	0.7138	85.5630	0.2881	0.3458	23.232
APHRODITIDAE	500101	1.	0.0034	0.6931	0.0023	0.0016	0.336
APHRODITA HASTATA	5001010104	2.	0.0067	1.3863	0.0047	0.0032	0.673
POLYNOIDAE	500102	68.	0.2290	37.7596	0.1271	0.1143	14.141
ANTINOELLA	50010202	2.	0.0067	1.0986	0.0037	0.0041	0.336
ANTINOELLA SARSI	5001020202	2.	0.0067	1.3863	0.0047	0.0032	0.673
HARMOTHOE	50010208	89.	0.2997	45.9370	0.1547	0.1546	15.151
HARMOTHOE EXTENUATA	5001020803	15.	0.0505	7.9655	0.0268	0.0292	2.693
HARMOTHOE LUNULATA	5001020810	1.	0.0034	0.6931	0.0023	0.0016	0.336
HARMOTHOE SPINIFERA	5001020822	3.	0.0101	2.0794	0.0070	0.0048	1.010
LEPIDASTHENIA	50010218	1.	0.0034	0.6931	0.0023	0.0016	0.336
SUBADYTE PELLUCIDA	5001022701	34.	0.1145	19.2225	0.0647	0.0598	7.407
POLYDONTES LUPINA	5001030201	3.	0.0101	2.0794	0.0070	0.0048	1.010
EULEPETHIDAE	500105	42.	0.1414	19.8023	0.0667	0.0792	6.397
GRUBEULEPIS	50010501	13.	0.0438	8.4355	0.0284	0.0220	3.703
GRUBEULEPIS MEXICANA	5001050102	3.	0.0101	2.0794	0.0070	0.0048	1.010
GRUBEULEPIS AUGENERI	5001050103	35.	0.1178	21.4354	0.0722	0.0590	8.754
SIGALIONIDAE	500106	17.	0.0572	10.2273	0.0344	0.0305	4.040
PHOLOE MINUTA	5001060101	184.	0.6195	84.0157	0.2829	0.2896	25.589
STHENELAIS	50010603	11.	0.0370	6.1738	0.0208	0.0205	2.356
STHENELAIS BOA	5001060302	203.	0.6835	108.2659	0.3645	0.2689	37.037
STHENELAIS LIMICOLA	5001060303	63.	0.2121	20.9497	0.0705	0.1096	6.060

NAME	NODC CODE	COUNT (c)	SOUTHWEST FLORIDA STUDY MACROFAUNA				PERCENT OCCURRENCE
			MEAN (c)	SUM (c')	MEAN (c')	VARIANCE (c')	
SIGALION ARENICOLA	5001060401	4.	0.0135	2.4849	0.0084	0.0073	1.010
PSAMMOLYCE CTENIDOPHORA	5001060901	10.	0.0337	5.9506	0.0200	0.0183	2.356
EHLERSILEANIRA INCISA	5001061001	39.	0.1313	23.6202	0.0795	0.0650	9.764
STHENELANELLA EHLERSI	5001061201	48.	0.1616	27.6092	0.0930	0.0830	10.437
PISIONE REMOTA	5001070101	71.	0.2391	20.4936	0.0690	0.1091	6.060
PALEANOTUS	50010801	652.	2.1953	205.0645	0.6905	0.7408	48.148
PALEANOTUS HETEROSETA	5001080103	16.	0.0539	10.1095	0.0340	0.0273	4.377
CHRYSOPETALUM OCCIDENTALE	5001080401	23.	0.0774	13.2876	0.0447	0.0405	5.387
AMPHINOMIDAE	500110	18.	0.0606	8.5897	0.0289	0.0355	2.693
CHLOEIA VIRIDIS	5001100102	31.	0.1044	15.2743	0.0514	0.0593	5.050
PARAMPHINOME	50011004	88.	0.2963	41.9335	0.1412	0.1534	13.804
EURYTHOE COMPLANATA	5001100701	8.	0.0269	4.8520	0.0163	0.0143	2.020
PHYLLODOCIDAE	500113	36.	0.1212	19.8793	0.0669	0.0644	7.407
ANAITIDES GROENLANDICA	5001130102	4.	0.0135	2.7726	0.0093	0.0064	1.346
ANAITIDES MUCOSA	5001130104	4.	0.0135	2.4849	0.0084	0.0073	1.010
ANAITIDES MADEIRENSIS	5001130107	14.	0.0471	8.3178	0.0280	0.0252	3.367
ANAITIDES PANAMENSIS	5001130111	9.	0.0303	5.6630	0.0191	0.0159	2.356
ETEONE HETEROPODA	5001130207	6.	0.0202	3.8712	0.0130	0.0104	1.683
ETEONE LACTEA	5001130208	1.	0.0034	0.6931	0.0023	0.0016	0.336
EULALIA SANGUINEA	5001130302	20.	0.0673	9.3518	0.0315	0.0364	3.367
EULALIA MACROCEROS	5001130305	2.	0.0067	1.3863	0.0047	0.0032	0.673
MYSTIDES RARICA	5001130502	7.	0.0236	4.1589	0.0140	0.0128	1.683
GENETYLLIS	50011307	21.	0.0707	12.4121	0.0418	0.0370	5.050
GENETYLLIS CASTANEA	5001130701	27.	0.0909	14.2684	0.0480	0.0488	5.387
HESIONURA ELONGATA	5001130903	36.	0.1212	20.7955	0.0700	0.0640	7.744
NEREIPHYLLA FRAGILIS	5001131001	1.	0.0034	0.6931	0.0023	0.0016	0.336
PROTOMYSTIDES BIDENTATA	5001131201	42.	0.1414	25.1243	0.0846	0.0707	10.101
PHYLLODOCE ARENAE	5001131410	21.	0.0707	11.3259	0.0381	0.0395	4.040
HESIONIDAE	500121	70.	0.2357	37.4198	0.1260	0.1228	12.794
[USE 5001211902]	5001210102	251.	0.8451	122.0205	0.4108	0.3296	39.730
NEREIMYRA	50012103	49.	0.1650	21.1447	0.0712	0.0983	5.387
KEFERSTEINIA	50012105	16.	0.0539	6.8024	0.0229	0.0335	1.683
PARAHESIONE	50012107	2.	0.0067	1.0986	0.0037	0.0041	0.336
HETEROPODARKE	50012111	62.	0.2088	21.8559	0.0736	0.1128	5.723
HETEROPODARKE HETEROMORPH	5001211101	106.	0.3569	20.0001	0.0673	0.1708	3.030
DALHOUSIELLA	50012113	3.	0.0101	1.7918	0.0060	0.0057	0.673

NAME	NODC CODE	COUNT (c)	SOUTHWEST FLORIDA STUDY MACROFAUNA				PERCENT OCCURRENCE
			MEAN (c)	SUM (c')	MEAN (c')	VARIANCE (c')	
HESIOSPINA	50012114	22.	0.0741	11.3259	0.0381	0.0414	4.040
PODARKE	50012115	1.	0.0034	0.6931	0.0023	0.0016	0.336
PODARKE OBSCURA	5001211502	16.	0.0539	8.4764	0.0285	0.0305	3.030
HESIONE PICTA	5001211601	5.	0.0168	2.7726	0.0093	0.0097	1.010
PILARGIIDAE	500122	5.	0.0168	3.1781	0.0107	0.0088	1.346
ANCISTROSYLLIS	50012201	8.	0.0269	5.5452	0.0187	0.0126	2.693
ANCISTROSYLLIS HAMATA	5001220101	2.	0.0067	1.3863	0.0047	0.0032	0.673
ANCISTROSYLLIS HARTMANAE	5001220102	163.	0.5488	46.4359	0.1563	0.2980	8.417
ANCISTROSYLLIS JONESI	5001220103	7.	0.0236	4.5643	0.0154	0.0120	2.020
ANCISTROSYLLIS GROENLANDI	5001220104	1.	0.0034	0.6931	0.0023	0.0016	0.336
ANCISTROSYLLIS PAPILLOSA	5001220105	1.	0.0034	0.6931	0.0023	0.0016	0.336
ANCISTROSYLLIS MATSUNAGAE	5001220108	4.	0.0135	2.4849	0.0084	0.0073	1.010
SIGAMBRA	50012202	11.	0.0370	6.7616	0.0228	0.0198	2.693
SIGAMBRA TENTACULATA	5001220201	544.	1.8316	131.5896	0.4431	0.7036	28.956
SIGAMBRA BASSI	5001220204	71.	0.2391	24.3648	0.0820	0.1380	5.387
PILARGIS	50012203	22.	0.0741	12.6353	0.0425	0.0392	5.050
CABIRA INCERTA	5001220401	27.	0.0909	15.4848	0.0521	0.0479	6.060
SYNELMIS ALBINI	5001220502	5960.	20.0673	691.9348	2.3297	2.0337	82.828
SYLLIDAE	500123	145.	0.4882	66.0556	0.2224	0.2401	20.202
AUTOLYTUS	50012301	8.	0.0269	4.8520	0.0163	0.0143	2.020
AUTOLYTUS DENTALIUS	5001230112	48.	0.1616	26.9161	0.0906	0.0818	10.437
PIONOSYLLIS	50012302	65.	0.2189	23.2035	0.0781	0.1083	7.070
PIONOSYLLIS GESAE	5001230207	411.	1.3838	121.1475	0.4079	0.5950	27.272
PIONOSYLLIS WEISMANNI	5001230208	62.	0.2088	21.1320	0.0712	0.1073	6.060
SYLLIS GRACILIS	5001230302	3.	0.0101	2.0794	0.0070	0.0048	1.010
SYLLIS CORNUTA	5001230306	142.	0.4781	59.1556	0.1992	0.2399	17.508
SYLLIS FERRUGINA	5001230307	25.	0.0842	14.2527	0.0480	0.0438	5.723
TRYPANOSYLLIS	50012304	4.	0.0135	2.7726	0.0093	0.0064	1.346
TYPOSYLLIS	50012305	203.	0.6835	87.2552	0.2938	0.3242	25.252
TYPOSYLLIS ALTERNATA	5001230501	53.	0.1785	23.2551	0.0783	0.0961	7.407
TYPOSYLLIS ARMILLARIS	5001230502	10.	0.0337	3.8712	0.0130	0.0201	1.010
TYPOSYLLIS CORALLICOLOIDE	5001230514	9.	0.0303	2.3026	0.0078	0.0179	0.336
TYPOSYLLIS LUTEA	5001230515	58.	0.1953	16.8802	0.0568	0.0942	4.377
TYPOSYLLIS PROLIFERA	5001230524	6.	0.0202	3.5835	0.0121	0.0113	1.346
EUSYLLIS	50012306	4.	0.0135	2.7726	0.0093	0.0064	1.346
EUSYLLIS LAMELLIGERA	5001230606	82.	0.2761	36.7111	0.1236	0.1558	10.101

NAME	NODC CODE	COUNT (c)	SOUTHWEST FLORIDA STUDY MACROFAUNA				PERCENT OCCURRENCE
			MEAN (c)	SUM (c')	MEAN (c')	VARIANCE (c')	
EXOGONE	50012307	28.	0.0943	15.9956	0.0539	0.0505	6.060
EXOGONE DISPAR	5001230701	464.	1.5623	168.4298	0.5671	0.6003	42.087
EXOGONE LOUREI	5001230703	162.	0.5455	69.3388	0.2335	0.2805	18.518
EXOGONE ATLANTICA	5001230710	105.	0.3535	51.2433	0.1725	0.1823	16.161
SPHAEROSYLLIS	50012308	1030.	3.4680	288.3073	0.9707	0.9186	61.616
SPHAEROSYLLIS ACICULATA	5001230807	1.	0.0034	0.6931	0.0023	0.0016	0.336
SPHAEROSYLLIS MAGNIDENTAT	5001230809	1.	0.0034	0.6931	0.0023	0.0016	0.336
SPHAEROSYLLIS GLANDULATA	5001230810	15.	0.0505	4.7005	0.0158	0.0295	1.010
SPHAEROSYLLIS TAYLORI	5001230811	1.	0.0034	0.6931	0.0023	0.0016	0.336
BRANIA	50012309	212.	0.7138	100.2471	0.3375	0.3194	29.966
HAPLOSYLLIS SPONGICOLA	5001231201	1549.	5.2155	170.7960	0.5751	1.0798	35.690
ODONTOSYLLIS ENOPLA	5001231307	47.	0.1582	28.1970	0.0949	0.0774	11.447
SYLLIDES	50012315	5.	0.0168	2.4849	0.0084	0.0105	0.673
SYLLIDES FULVA	5001231507	8.	0.0269	4.5643	0.0154	0.0152	1.683
STREPTOSYLLIS	50012316	2.	0.0067	1.0986	0.0037	0.0041	0.336
STREPTOSYLLIS PETTIBONEAE	5001231605	3.	0.0101	2.0794	0.0070	0.0048	1.010
PARAPIONOSYLLIS	50012317	32.	0.1077	12.3600	0.0416	0.0627	3.367
PARAPIONOSYLLIS LONGICIRR	5001231701	66.	0.2222	31.5112	0.1061	0.1198	10.101
OPISTHODONTA	50012319	90.	0.3030	40.4547	0.1362	0.1572	12.794
PLAKOSYLLIS QUADRIOCULATA	5001232602	72.	0.2424	35.3824	0.1191	0.1288	11.447
BRANCHIOSYLLIS OCVLATA	5001232701	1.	0.0034	0.6931	0.0023	0.0016	0.336
BRANCHIOSYLLIS EXILIS	5001232702	70.	0.2357	26.3591	0.0888	0.1341	6.734
EURYSYLLIS TUBERCULATA	5001232801	3.	0.0101	2.0794	0.0070	0.0048	1.010
XENOSYLLIS	50012329	23.	0.0774	13.9807	0.0471	0.0400	5.723
NEREIDAE	500124	85.	0.2862	46.2608	0.1558	0.1374	17.171
CERATONEREIS	50012401	1.	0.0034	0.6931	0.0023	0.0016	0.336
CERATONEREIS IRRITABILIS	5001240103	1.	0.0034	0.6931	0.0023	0.0016	0.336
CERATONEREIS MIRABILIS	5001240105	30.	0.1010	15.9799	0.0538	0.0553	5.723
CERATONEREIS LONGICIRRATA	5001240108	2.	0.0067	1.0986	0.0037	0.0041	0.336
NEANTHES ACUMINATA	5001240307	5.	0.0168	2.3026	0.0078	0.0103	0.673
NEREIS	50012404	48.	0.1616	16.8737	0.0568	0.0877	4.713
NEREIS GRAYI	5001240409	10.	0.0337	6.6438	0.0224	0.0166	3.030
NEREIS FALSA	5001240414	7.	0.0236	3.8712	0.0130	0.0136	1.346
NEREIS MICROMMA	5001240415	10.	0.0337	5.3753	0.0181	0.0200	1.683
NEREIS RIISEI	5001240418	93.	0.3131	46.9415	0.1581	0.1514	16.835
PLATYNEREIS DUMERILII	5001240503	1.	0.0034	0.6931	0.0023	0.0016	0.336

NAME	NODC CODE	COUNT (c)	SOUTHWEST FLORIDA STUDY MACROFAUNA				PERCENT OCCURRENCE
			MEAN (c)	SUM (c')	MEAN (c')	VARIANCE (c')	
CERATOCEPHALE OCULATA	5001240603	705.	2.3737	229.8344	0.7739	0.7440	54.545
WEBSTERINEREIS	50012410	1.	0.0034	0.6931	0.0023	0.0016	0.336
NICON MONILOCERAS	5001241302	2.	0.0067	1.3863	0.0047	0.0032	0.673
GYMNONEREIS CROSSLANDI	5001241501	1.	0.0034	0.6931	0.0023	0.0016	0.336
RULLIERINEREIS	50012418	7.	0.0236	4.5643	0.0154	0.0120	2.020
NEPHTYIDAE	500125	46.	0.1549	22.3881	0.0754	0.0843	7.744
NEPHTYS	50012501	1.	0.0034	0.6931	0.0023	0.0016	0.336
NEPHTYS PICTA	5001250117	12.	0.0404	7.0493	0.0237	0.0222	2.693
NEPHTYS SQUAMOSA	5001250118	8.	0.0269	5.2575	0.0177	0.0135	2.356
NEPHTYS SIMONI	5001250125	40.	0.1347	24.7834	0.0834	0.0653	10.437
MICRONEPHTHYS MINUTA	5001250201	12.	0.0404	4.9698	0.0167	0.0247	1.346
AGLAOPHAMUS VERRILLI	5001250303	684.	2.3030	234.5591	0.7898	0.7412	53.535
AGLAOPHAMUS CIRCINATA	5001250304	3.	0.0101	2.0794	0.0070	0.0048	1.010
INERMONEPHTYS INERMIS	5001250401	9.	0.0303	5.5452	0.0187	0.0159	2.356
SPHAERODORIDAE	500126	1.	0.0034	0.6931	0.0023	0.0016	0.336
SPHAERODOROPSIS	50012602	3.	0.0101	2.0794	0.0070	0.0048	1.010
SPHAEREPHESIA	50012605	2.	0.0067	1.3863	0.0047	0.0032	0.673
CLAVODORUM	50012608	10.	0.0337	6.6438	0.0224	0.0166	3.030
GLYCERIDAE	500127	40.	0.1347	22.5704	0.0760	0.0695	8.754
GLYCERA	50012701	48.	0.1616	16.0909	0.0542	0.0910	4.040
GLYCERA CAPITATA	5001270101	11.	0.0370	6.4739	0.0218	0.0207	2.356
GLYCERA TESSELATA	5001270103	159.	0.5354	68.8736	0.2319	0.2706	19.528
GLYCERA AMERICANA	5001270104	3.	0.0101	2.0794	0.0070	0.0048	1.010
GLYCERA DIBRANCHIATA	5001270105	1.	0.0034	0.6931	0.0023	0.0016	0.336
GLYCERA PAPILLOSA	5001270107	122.	0.4108	49.6181	0.1671	0.2256	12.457
GLYCERA OXYCEPHALA	5001270108	187.	0.6296	75.8112	0.2553	0.3071	21.212
GLYCERA SPHYRABRANCHA	5001270116	7.	0.0236	4.5643	0.0154	0.0120	2.020
GONIADIDAE	500128	12.	0.0404	7.4547	0.0251	0.0213	3.030
GLYCIINDE NORDMANNI	5001280106	3.	0.0101	1.3863	0.0047	0.0065	0.336
GONIADA	50012802	33.	0.1111	18.9505	0.0638	0.0579	7.407
GONIADA MACULATA	5001280202	21.	0.0707	12.5944	0.0424	0.0372	5.050
GONIADA BRUNNEA	5001280203	11.	0.0370	6.3561	0.0214	0.0207	2.356
GONIADA LITTOREA	5001280205	1.	0.0034	0.6931	0.0023	0.0016	0.336
GONIADA TERES	5001280206	82.	0.2761	38.1085	0.1283	0.1427	12.794
GONIADIDES CAROLINAE	5001280501	256.	0.8620	71.7397	0.2415	0.4115	15.824
ONUPHIDAE	500129	165.	0.5556	82.2898	0.2771	0.2492	27.272

NAME	NODC CODE	COUNT (c)	SOUTHWEST FLORIDA STUDY MACROFAUNA				PERCENT OCCURRENCE
			MEAN (c)	SUM (c')	MEAN (c')	VARIANCE (c')	
ONUPHIS PALLIDULA	5001290109	110.	0.3704	52.5887	0.1771	0.1849	17.171
[USE 5001291401]	5001290112	34.	0.1145	19.8668	0.0669	0.0595	7.744
DIOPATRA CUPREA	5001290201	5.	0.0168	3.1781	0.0107	0.0088	1.346
DIOPATRA TRIDENTATA	5001290203	20.	0.0673	12.9999	0.0438	0.0330	5.723
NOTHRIA	50012903	41.	0.1380	18.7525	0.0631	0.0807	5.387
RHAMPHOBRACHIUM ATLANTICU	5001290401	19.	0.0640	11.9013	0.0401	0.0325	5.050
EUNICIDAE	500130	41.	0.1380	23.5149	0.0792	0.0712	9.090
EUNICE VITTATA	5001300106	336.	1.1313	93.7183	0.3155	0.3895	28.619
EUNICE FILAMENTOSA	5001300110	1.	0.0034	0.6931	0.0023	0.0016	0.336
EUNICE WEBSTERI	5001300116	3.	0.0101	1.7918	0.0060	0.0057	0.673
MARPHYSA	50013002	6.	0.0202	3.8712	0.0130	0.0104	1.683
LYSIDICE NINETTA	5001300301	16.	0.0539	8.8410	0.0298	0.0295	3.367
NEMATONEREIS UNICORNIS	5001300501	14.	0.0471	7.9655	0.0268	0.0259	3.030
LUMBRINERIDAE	500131	81.	0.2727	45.6322	0.1536	0.1337	16.498
LUMBRINERIS LATREILLI	5001310104	211.	0.7104	97.6740	0.3289	0.3194	29.629
LUMBRINERIS INFLATA	5001310108	29.	0.0976	13.7463	0.0463	0.0555	4.377
LUMBRINERIS CRUZENSIS	5001310118	5.	0.0168	2.7726	0.0093	0.0097	1.010
LUMBRINERIS ERNESTI	5001310123	183.	0.6162	77.8938	0.2623	0.2978	22.558
LUMBRINERIS VERRILLI	5001310124	444.	1.4949	165.9337	0.5587	0.5548	44.107
LUMBRINERIS COCCINEA	5001310125	101.	0.3401	51.3723	0.1730	0.1728	16.835
LUMBRINERIS JANUARI	5001310126	5.	0.0168	3.1781	0.0107	0.0088	1.346
LUMBRINERIS CRASSIDENTATA	5001310141	23.	0.0774	9.1005	0.0306	0.0466	2.356
LUMBRINERIDES	50013103	39.	0.1313	17.6175	0.0593	0.0743	5.387
LUMBRINERIDES ACUTA	5001310301	78.	0.2626	40.1234	0.1351	0.1396	12.794
LUMBRINERIDES DAYI	5001310302	29.	0.0976	17.2766	0.0582	0.0511	6.734
LUMBRINERIOPSIS PARADOXA	5001310401	6.	0.0202	4.1589	0.0140	0.0095	2.020
DRILONEREIS	50013301	24.	0.0808	15.7725	0.0531	0.0386	7.070
DRILONEREIS MAGNA	5001330105	6.	0.0202	3.8712	0.0130	0.0104	1.683
ARABELLA	50013302	9.	0.0303	6.2383	0.0210	0.0142	3.030
NOTOCIRRUS	50013303	1.	0.0034	0.6931	0.0023	0.0016	0.336
DORVILLEIDAE	500136	62.	0.2088	21.8658	0.0736	0.1172	5.387
DORVILLEA	50013601	4.	0.0135	2.4849	0.0084	0.0073	1.010
DORVILLEA SOCIABILIS	5001360108	42.	0.1414	25.0190	0.0842	0.0704	10.101
PROTODORVILLEA KEFERSTEIN	5001360203	295.	0.9933	107.4964	0.3619	0.4308	29.629
PROTODORVILLEA MINUTA	5001360204	84.	0.2828	44.5868	0.1501	0.1427	15.488
PROTODORVILLEA BIFIDA	5001360205	5.	0.0168	2.8904	0.0097	0.0097	1.010

NAME	NODC CODE	COUNT (c)	SOUTHWEST FLORIDA STUDY MACROFAUNA				PERCENT OCCURRENCE
			MEAN (c)	SUM (c')	MEAN (c')	VARIANCE (c')	
OPHRYOTROCHA PUERILIS	5001360401	1.	0.0034	0.6931	0.0023	0.0016	0.336
SCHISTOMERINGOS	50013605	11.	0.0370	7.3369	0.0247	0.0181	3.367
SCHISTOMERINGOS RUDOLPHI	5001360504	168.	0.5657	90.0844	0.3033	0.2376	31.649
SCHISTOMERINGOS CAECA	5001360505	6.	0.0202	4.1589	0.0140	0.0095	2.020
ORBINIDAE	500140	5.	0.0168	3.4657	0.0117	0.0080	1.683
HAPLOSCOLOPLOS	50014001	2167.	7.2963	179.3898	0.6040	1.6115	24.579
HAPLOSCOLOPLOS FOLIOSUS	5001400103	9.	0.0303	4.5643	0.0154	0.0171	1.683
HAPLOSCOLOPLOS FRAGILIS	5001400105	7.	0.0236	4.2767	0.0144	0.0128	1.683
NAINERIS	50014002	1.	0.0034	0.6931	0.0023	0.0016	0.336
NAINERIS QUADRICUSPIDA	5001400202	1.	0.0034	0.6931	0.0023	0.0016	0.336
NAINERIS BICORNIS	5001400206	16.	0.0539	7.6779	0.0259	0.0320	2.356
SCOLOPLOS	50014003	28.	0.0943	16.5834	0.0558	0.0497	6.397
SCOLOPLOS RUBRA	5001400307	65.	0.2189	41.6024	0.1401	0.0958	17.845
SCOLOPLOS CAPENSIS	5001400308	130.	0.4377	68.2434	0.2298	0.2016	23.905
SCOLOPLOS TEXANA	5001400309	1.	0.0034	0.6931	0.0023	0.0016	0.336
SCOLOPLOS ACMECEPS	5001400311	39.	0.1313	14.9402	0.0503	0.0768	3.703
PHYLO FELIX	5001400401	2.	0.0067	1.3863	0.0047	0.0032	0.673
ORBINIA RISERI	5001400504	1.	0.0034	0.6931	0.0023	0.0016	0.336
ORBINIA AMERICANA	5001400505	3.	0.0101	2.0794	0.0070	0.0048	1.010
PARAONIDAE	500141	188.	0.6330	91.9320	0.3095	0.2805	29.292
AEDICIRA	50014101	2.	0.0067	1.3863	0.0047	0.0032	0.673
ARICIDEA	50014102	357.	1.2020	115.6954	0.3895	0.4929	29.629
ARICIDEA SUECICA	5001410201	264.	0.8889	84.6168	0.2849	0.4056	22.222
ARICIDEA WASSI	5001410206	448.	1.5084	110.9860	0.3737	0.6448	22.558
[USE 5001411301]	5001410211	130.	0.4377	55.7454	0.1877	0.2256	16.161
ARICIDEA FRAGILIS	5001410214	1563.	5.2626	236.8459	0.7975	1.4853	39.730
ARICIDEA FAUVELI	5001410216	114.	0.3838	36.9022	0.1242	0.2065	8.417
ARICIDEA QUADROBATA	5001410217	64.	0.2155	32.3040	0.1088	0.1172	10.437
ARICIDEA PSEUDOARTICULATA	5001410219	5.	0.0168	2.4849	0.0084	0.0105	0.673
ARICIDEA PHILBINA	5001410221	623.	2.0976	135.8793	0.4575	0.8315	24.915
ARICIDEA TAYLORI	5001410222	499.	1.6801	153.9902	0.5185	0.6434	36.700
ARICIDEA ALISDAIRI	5001410227	149.	0.5017	55.7792	0.1878	0.2657	13.804
ARICIDEA TRILOBATA	5001410228	33.	0.1111	13.0895	0.0441	0.0665	3.367
PARAONIS FULGENS	5001410302	85.	0.2862	41.9151	0.1411	0.1520	13.131
PARAONIS PYGOENIGMATICA	5001410305	275.	0.9259	91.5086	0.3081	0.4591	19.528
PARAONIDES LYRA	5001410402	56.	0.1886	25.6476	0.0864	0.1032	8.080

NAME	NODC CODE	COUNT (c)	SOUTHWEST FLORIDA STUDY MACROFAUNA				PERCENT OCCURRENCE
			MEAN (c)	SUM (c')	MEAN (c')	VARIANCE (c')	
CIRROPHORUS	50014106	22.	0.0741	10.6736	0.0359	0.0447	3.030
CIRROPHORUS AMERICANUS	5001410602	846.	2.8485	195.1586	0.6571	0.9458	40.067
CIRROPHORUS LYRA	5001410603	415.	1.3973	102.2098	0.3441	0.5442	24.579
CIRROPHORUS BRANCHIATUS	5001410605	72.	0.2424	39.7303	0.1338	0.1224	14.141
TAUBERIA	50014108	208.	0.7003	80.5882	0.2713	0.3487	20.875
TAUBERIA GRACILIS	5001410801	861.	2.8990	289.3591	0.9743	0.7664	64.309
[USE 5001411305]	5001410903	210.	0.7071	84.2942	0.2838	0.3499	21.548
[USE 5001411306]	5001410904	668.	2.2492	185.7676	0.6255	0.8179	39.393
[USE 5001411307]	5001410905	16.	0.0539	8.1479	0.0274	0.0312	2.693
APISTOBRANCHUS	50014201	14.	0.0471	7.9655	0.0268	0.0259	3.030
SPIONIDAE	500143	530.	1.7845	191.0239	0.6432	0.6360	46.464
LAONICE CIRRATA	5001430201	114.	0.3838	61.4819	0.2070	0.1785	22.222
POLYDORA	50014304	11.	0.0370	7.3369	0.0247	0.0181	3.367
POLYDORA SOCIALIS	5001430402	58.	0.1953	30.4996	0.1027	0.1044	10.437
POLYDORA LIGNI	5001430411	18.	0.0606	10.5150	0.0354	0.0329	4.040
POLYDORA BRACHYCEPHALA	5001430429	1.	0.0034	0.6931	0.0023	0.0016	0.336
PRIONOSPIO	50014305	125.	0.4209	44.5542	0.1500	0.2338	10.101
[USE 5001433601]	5001430502	1455.	4.8990	285.0108	0.9596	1.1852	58.249
PRIONOSPIO STEENSTRUPI	5001430506	451.	1.5185	187.8532	0.6325	0.5213	50.168
PRIONOSPIO PYGMAEA	5001430507	31.	0.1044	18.7806	0.0632	0.0537	7.407
[USE 5001433602]	5001430508	448.	1.5084	133.6745	0.4501	0.6209	29.966
PRIONOSPIO CRISTATA	5001430510	6140.	20.6734	486.5973	1.6384	2.9007	59.259
PRIONOSPIO FALLAX	5001430512	2.	0.0067	1.0986	0.0037	0.0041	0.336
[USE 5001433603]	5001430514	56.	0.1886	26.3815	0.0888	0.1053	8.080
SCOLECOLEPIDES VIRIDIS	5001430602	4.	0.0135	2.4849	0.0084	0.0073	1.010
SPIO	50014307	1.	0.0034	0.6931	0.0023	0.0016	0.336
SPIO PETTIBONEAE	5001430706	98.	0.3300	51.6882	0.1740	0.1612	18.181
BOCCARDIA	50014308	1.	0.0034	0.6931	0.0023	0.0016	0.336
SPIOPHANES BOMBYX	5001431001	106.	0.3569	58.3763	0.1966	0.1651	21.548
SPIOPHANES BERKELEYORUM	5001431004	131.	0.4411	66.9388	0.2254	0.2126	21.885
SPIOPHANES WIGLEYI	5001431005	87.	0.2929	47.8940	0.1613	0.1434	17.171
RHYNCHOSPIO GLUTAEA	5001431201	6.	0.0202	3.4657	0.0117	0.0112	1.346
MALACOCEROS INDICUS	5001431402	1.	0.0034	0.6931	0.0023	0.0016	0.336
MALACOCEROS VANDERHORSTI	5001431405	5.	0.0168	3.4657	0.0117	0.0080	1.683
PARAPRIONOSPIO PINNATA	5001431701	699.	2.3535	179.4892	0.6043	0.7793	41.750
SCOLELEPIS SQUAMATUS	5001432001	21.	0.0707	13.6930	0.0461	0.0344	6.060

NAME	NODC CODE	COUNT (c)	SOUTHWEST FLORIDA STUDY MACROFAUNA				PERCENT OCCURRENCE
			MEAN (c)	SUM (c')	MEAN (c')	VARIANCE (c')	
SCOLELEPIS TEXANA	5001432006	3.	0.0101	1.7918	0.0060	0.0057	0.673
AONIDES MAYAGUEZENSIS	5001432202	22.	0.0741	11.4958	0.0387	0.0399	4.377
MICROSPPIO PIGMENTATA	5001432301	3.	0.0101	1.3863	0.0047	0.0065	0.336
AOPRIONOSPIO DAYI	5001433501	77.	0.2593	41.6275	0.1402	0.1304	14.814
MINUSPIO	50014336	2.	0.0067	1.3863	0.0047	0.0032	0.673
MAGELONIDAE	500144	4.	0.0135	2.7726	0.0093	0.0064	1.346
MAGELONA	50014401	613.	2.0640	176.6949	0.5949	0.7821	39.730
MAGELONA PACIFICA	5001440102	36.	0.1212	19.9846	0.0673	0.0647	7.407
MAGELONA PETTIBONEAE	5001440106	1304.	4.3906	223.0562	0.7510	1.4103	34.006
MAGELONA RIOJAI	5001440107	2.	0.0067	1.3863	0.0047	0.0032	0.673
MAGELONA CORNUTA	5001440113	72.	0.2424	27.8324	0.0937	0.1313	8.080
MAGELONA CINCTA	5001440115	265.	0.8923	59.7590	0.2012	0.4060	11.784
POECILOCHAETUS JOHNSONI	5001460101	137.	0.4613	77.4491	0.2608	0.1941	28.956
HETEROSPIO LONGISSIMA	5001470101	3.	0.0101	2.0794	0.0070	0.0048	1.010
HETEROSPIO CATALINENSIS	5001470102	67.	0.2256	28.7513	0.0968	0.1240	8.754
CHAETOPTERIDAE	500149	3.	0.0101	1.7918	0.0060	0.0057	0.673
CHAETOPTERUS VARIOPEDATUS	5001490101	5.	0.0168	3.1781	0.0107	0.0088	1.346
PHYLLCHAETOPTERUS	50014902	2.	0.0067	1.3863	0.0047	0.0032	0.673
SPIOCHAETOPTERUS OCULATUS	5001490303	81.	0.2727	44.8213	0.1509	0.1348	16.161
MESOCHAETOPTERUS	50014904	4.	0.0135	2.7726	0.0093	0.0064	1.346
MESOCHAETOPTERUS TAYLORI	5001490401	1.	0.0034	0.6931	0.0023	0.0016	0.336
CIRRATULIDAE	500150	32.	0.1077	18.1396	0.0611	0.0566	7.070
CIRRATULUS	50015001	5.	0.0168	2.4849	0.0084	0.0105	0.673
CAULLERIELLA	50015002	84.	0.2828	39.2967	0.1323	0.1518	12.121
THARYX	50015003	2.	0.0067	1.0986	0.0037	0.0041	0.336
THARYX ANNULOSUS	5001500306	565.	1.9024	235.4421	0.7927	0.5305	62.626
THARYX MARIONI	5001500307	271.	0.9125	135.6283	0.4567	0.3352	43.771
CHAETOZONE	50015004	75.	0.2525	40.2048	0.1354	0.1277	14.141
CHAETOZONE SETOSA	5001500401	23.	0.0774	12.9999	0.0438	0.0414	5.050
CHAETOZONE GAYHEADIA	5001500403	2.	0.0067	1.3863	0.0047	0.0032	0.673
DODECACERIA DICERIA	5001500504	3.	0.0101	2.0794	0.0070	0.0048	1.010
ACROCIRRUS FRONTIFILIS	5001510102	20.	0.0673	10.7381	0.0362	0.0383	3.703
COSSURA SOYERI	5001520104	94.	0.3165	49.3335	0.1661	0.1590	16.498
FLABELLIGERIDAE	500154	7.	0.0236	4.1589	0.0140	0.0128	1.683
DIPLOCIRRUS	50015404	65.	0.2189	34.7763	0.1171	0.1123	12.457
PIROMIS ROBERTI	5001540504	1.	0.0034	0.6931	0.0023	0.0016	0.336

NAME	NODC CODE	COUNT (c)	SOUTHWEST FLORIDA STUDY MACROFAUNA				PERCENT OCCURRENCE
			MEAN (c)	SUM (c')	MEAN (c')	VARIANCE (c')	
THEROCHAETA	50015408	12.	0.0404	7.1546	0.0241	0.0212	3.030
SCALIBREGMA	50015701	48.	0.1616	30.0409	0.1011	0.0758	12.794
ASCLEROCHEILUS BERINGIANU	5001570201	12.	0.0404	7.4547	0.0251	0.0213	3.030
OPHELIDAE	500158	18.	0.0606	7.0493	0.0237	0.0371	1.683
ARMANDIA MACULATA	5001580204	1021.	3.4377	257.5943	0.8673	0.9539	56.229
TRAVISIA	50015804	1.	0.0034	0.6931	0.0023	0.0016	0.336
OPHELINA CYLINDRICAUDATA	5001580605	19.	0.0640	10.0938	0.0340	0.0352	3.703
STERNASPIS	50015901	1.	0.0034	0.6931	0.0023	0.0016	0.336
STERNASPIS SCUTATA	5001590101	2.	0.0067	1.3863	0.0047	0.0032	0.673
CAPITELLIDAE	500160	84.	0.2828	45.9731	0.1548	0.1408	16.161
CAPITELLA CAPITATA	5001600101	122.	0.4108	57.6750	0.1942	0.2070	17.845
NOTOMASTUS	50016003	16.	0.0539	8.8410	0.0298	0.0308	3.030
NOTOMASTUS LATERICEUS	5001600306	90.	0.3030	54.3554	0.1830	0.1327	21.885
NOTOMASTUS HEMIPODUS	5001600307	646.	2.1751	265.6756	0.8945	0.5230	69.697
NOTOMASTUS AMERICANUS	5001600310	239.	0.8047	108.4702	0.3652	0.3557	31.649
MEDIOMASTUS CALIFORNIENSI	5001600402	2072.	6.9764	345.2339	1.1624	1.4779	62.626
BARANTOLLA LEPTA	5001600602	97.	0.3266	40.4366	0.1362	0.1835	10.437
LEIOCAPITELLA GLABRA	5001600801	11.	0.0370	7.3369	0.0247	0.0181	3.367
DASYBRANCHUS LUMBRICOIDES	5001600903	42.	0.1414	24.0745	0.0811	0.0720	9.427
MASTOBRANCHUS	50016010	45.	0.1515	20.5079	0.0691	0.0864	6.060
LEIOCHRIDES PALLIDIOR	5001601101	13.	0.0438	7.3369	0.0247	0.0246	2.693
DASYBRANCHETHUS	50016017	9.	0.0303	5.9506	0.0200	0.0150	2.693
EUNOTOMASTUS	50016018	1.	0.0034	0.6931	0.0023	0.0016	0.336
PERESIELLA	50016020	5.	0.0168	1.7918	0.0060	0.0108	0.336
MALDANIDAE	500163	70.	0.2357	38.1493	0.1284	0.1192	13.804
ASYCHIS ELONGATA	5001630103	53.	0.1785	31.8169	0.1071	0.0850	13.131
CLYMENELLA TORQUATA	5001630202	13.	0.0438	8.0301	0.0270	0.0228	3.367
CLYMENELLA ZONALIS	5001630203	50.	0.1684	21.3427	0.0719	0.0988	5.723
AXIOTHELLA	50016308	233.	0.7845	103.5307	0.3486	0.3533	29.629
EUCLYMENE	50016311	91.	0.3064	46.4544	0.1564	0.1548	15.824
MACROCLYMENE	50016321	9.	0.0303	4.5643	0.0154	0.0184	1.346
OWENIA FUSIFORMIS	5001640102	83.	0.2795	37.5207	0.1263	0.1421	12.457
MYRIOCHELE OCULATA	5001640202	649.	2.1852	206.2906	0.6946	0.6940	51.178
PECTINARIA GOULDI	5001660302	19.	0.0640	12.1890	0.0410	0.0316	5.387
AMPHARETIDAE	500167	1720.	5.7912	329.6447	1.1099	1.3421	60.269
AMAGE AURICULA	5001670104	3.	0.0101	1.7918	0.0060	0.0057	0.673

NAME	NODC CODE	COUNT (c)	SOUTHWEST FLORIDA STUDY MACROFAUNA				PERCENT OCCURRENCE
			MEAN (c)	SUM (c')	MEAN (c')	VARIANCE (c')	
AMPHARETE PARVIDENTATA	5001670212	4.	0.0135	2.0794	0.0070	0.0081	0.673
AMPHICTEIS SCAPHOBRANCHIA	5001670304	47.	0.1582	28.4202	0.0957	0.0776	11.447
LYSIPPE ANNECTENS	5001670402	469.	1.5791	134.3576	0.4524	0.6609	28.956
MELINNA CRISTATA	5001670501	18.	0.0606	11.7835	0.0397	0.0293	5.387
MELINNA MACULATA	5001670504	2.	0.0067	1.3863	0.0047	0.0032	0.673
SABELLIDES OCTOCIRRATA	5001670601	1.	0.0034	0.6931	0.0023	0.0016	0.336
SAMYTHELLA ELIASONI	5001671502	6.	0.0202	3.8712	0.0130	0.0104	1.683
ISOLDA PULCHELLA	5001672101	15.	0.0505	9.1287	0.0307	0.0267	3.703
HYPANIA	50016726	1.	0.0034	0.6931	0.0023	0.0016	0.336
TEREBELLIDAE	500168	81.	0.2727	42.9650	0.1447	0.1405	14.478
PISTA	50016807	9.	0.0303	5.6630	0.0191	0.0159	2.356
PISTA CRISTATA	5001680701	3.	0.0101	2.0794	0.0070	0.0048	1.010
PISTA PALMATA	5001680707	12.	0.0404	7.3369	0.0247	0.0213	3.030
PISTA QUADRILOBATA	5001680711	5.	0.0168	3.4657	0.0117	0.0080	1.683
POLYCIRRUS	50016808	18.	0.0606	11.3259	0.0381	0.0311	4.713
POLYCIRRUS EXIMIUS	5001680804	18.	0.0606	9.9396	0.0335	0.0333	3.703
POLYCIRRUS CAROLINENSIS	5001680809	11.	0.0370	7.6246	0.0257	0.0172	3.703
POLYCIRRUS PLUMOSUS	5001680812	4.	0.0135	2.4849	0.0084	0.0073	1.010
THELEPUS SETOSUS	5001681004	9.	0.0303	6.2383	0.0210	0.0142	3.030
LOIMIA MEDUSA	5001682001	5.	0.0168	3.4657	0.0117	0.0080	1.683
AMAEANA TRILOBATA	5001682301	34.	0.1145	21.7231	0.0731	0.0548	9.427
AMAEANA ACCRAENSIS	5001682303	51.	0.1717	29.8189	0.1004	0.0862	11.447
TELOTHELEPUS CAPENSIS	5001683001	2.	0.0067	1.0986	0.0037	0.0041	0.336
TEREBELLIDES STROEMII	5001690101	287.	0.9663	138.7258	0.4671	0.3591	43.434
TRICHOBRANCHUS GLACIALIS	5001690201	65.	0.2189	24.5853	0.0828	0.1254	6.060
SABELLIDAE	500170	323.	1.0875	140.9653	0.4746	0.4342	39.730
CHONE	50017001	208.	0.7003	88.6067	0.2983	0.3347	24.579
CHONE DUNERI	5001700104	2.	0.0067	1.3863	0.0047	0.0032	0.673
EUCHONE	50017002	1.	0.0034	0.6931	0.0023	0.0016	0.336
EUCHONE INCOLOR	5001700204	391.	1.3165	159.6098	0.5374	0.5115	42.087
MEGALOMMA	50017004	68.	0.2290	37.1310	0.1250	0.1153	13.804
MEGALOMMA LOBIFERUM	5001700403	4.	0.0135	2.4849	0.0084	0.0073	1.010
POTAMILLA RENIFORMIS	5001700609	1.	0.0034	0.6931	0.0023	0.0016	0.336
[USE 5001702801]	5001700803	1.	0.0034	0.6931	0.0023	0.0016	0.336
SABELLA VARIEGATA	5001700806	42.	0.1414	23.0857	0.0777	0.0741	8.754
FABRICIA	50017013	3218.	10.8350	500.3807	1.6848	1.3280	86.868

NAME	NODC CODE	COUNT (c)	SOUTHWEST FLORIDA STUDY MACROFAUNA				PERCENT OCCURRENCE
			MEAN (c)	SUM (c')	MEAN (c')	VARIANCE (c')	
JASMINEIRA	50017017	13.	0.0438	7.8602	0.0265	0.0237	3.030
JASMINEIRA BILOBATA	5001701702	1.	0.0034	0.6931	0.0023	0.0016	0.336
SERPULIDAE	500173	257.	0.8653	77.6421	0.2614	0.3504	22.558
CRUCIGERA	50017302	1.	0.0034	0.6931	0.0023	0.0016	0.336
APOMATUS	50017308	2.	0.0067	1.3863	0.0047	0.0032	0.673
HYDROIDES	50017309	5.	0.0168	3.1781	0.0107	0.0088	1.346
HYDROIDES PROTULICOLA	5001730902	40.	0.1347	20.7831	0.0700	0.0746	7.070
HYDROIDES CRUCIGERA	5001730905	28.	0.0943	5.9915	0.0202	0.0411	1.683
HYDROIDES BISPINOSA	5001730909	25.	0.0842	4.5218	0.0152	0.0395	0.673
FILOGRANA IMPLEXA	5001731001	1948.	6.5589	90.1939	0.3037	1.0957	9.764
POMATOCEROS AMERICANUS	5001731501	5.	0.0168	2.7726	0.0093	0.0097	1.010
VERMILIOPSIS	50017317	78.	0.2626	28.4452	0.0958	0.1319	8.754
VERMILIOPSIS INFUNDIBULUM	5001731702	4.	0.0135	2.7726	0.0093	0.0064	1.346
QUESTIDAE	500174	2.	0.0067	1.3863	0.0047	0.0032	0.673
QUESTA CAUDICIRRA	5001740201	7.	0.0236	4.2767	0.0144	0.0128	1.683
BOGUEA ENIGMATICA	5001760101	2.	0.0067	1.3863	0.0047	0.0032	0.673
[USE 5003]	5004	4682.	15.7643	573.1882	1.9299	2.0304	78.114
GASTROPODA	51	134.	0.4512	59.2693	0.1996	0.2345	17.171
SCISSURELLA	51020201	1.	0.0034	0.6931	0.0023	0.0016	0.336
[USE 5102020302]	5102020101	5.	0.0168	2.7726	0.0093	0.0097	1.010
PUNCTURELLA BILLSAE	5102040225	2.	0.0067	1.0986	0.0037	0.0041	0.336
DIODORA	51020404	2.	0.0067	1.3863	0.0047	0.0032	0.673
RIMULA FRENULATA	5102040701	3.	0.0101	1.7918	0.0060	0.0057	0.673
MARGARITES	51021003	1.	0.0034	0.6931	0.0023	0.0016	0.336
SOLARIELLA	51021004	1.	0.0034	0.6931	0.0023	0.0016	0.336
SOLARIELLA LACUNELLA	5102100407	4.	0.0135	1.6094	0.0054	0.0087	0.336
SOLARIELLA LAMELLOSA	5102100408	2.	0.0067	1.0986	0.0037	0.0041	0.336
LISCHKEIA EQUATORIALIS	5102100708	1.	0.0034	0.6931	0.0023	0.0016	0.336
GANESA	51022202	4.	0.0135	2.1972	0.0074	0.0081	0.673
CYCLOSTREMA TORTUGANUM	5102220302	1.	0.0034	0.6931	0.0023	0.0016	0.336
ALVANIA	51032001	1.	0.0034	0.6931	0.0023	0.0016	0.336
RISSOINA	51032005	2.	0.0067	1.3863	0.0047	0.0032	0.673
ZEBINA BROWNIANA	5103201301	1.	0.0034	0.6931	0.0023	0.0016	0.336
VITRINELLIDAE	510323	3.	0.0101	2.0794	0.0070	0.0048	1.010
VITRINELLA HELICOIDEA	5103230203	1.	0.0034	0.6931	0.0023	0.0016	0.336
CYCLOSTREMISCUS	51032303	1.	0.0034	0.6931	0.0023	0.0016	0.336

NAME	NODC CODE	COUNT (c)	SOUTHWEST FLORIDA STUDY MACROFAUNA				PERCENT OCCURRENCE
			MEAN (c)	SUM (c')	MEAN (c')	VARIANCE (c')	
CIRCULUS	51032312	2.	0.0067	1.0986	0.0037	0.0041	0.336
TURRITELLIDAE	510333	1.	0.0034	0.6931	0.0023	0.0016	0.336
VERMICULARIA KNORRI	5103330302	1.	0.0034	0.6931	0.0023	0.0016	0.336
TURRITELLA EXOLETA	5103330401	1.	0.0034	0.6931	0.0023	0.0016	0.336
CAECUM	51033603	83.	0.2795	24.2405	0.0816	0.1417	6.060
CAECUM PULCHELLUM	5103360301	223.	0.7508	20.5307	0.0691	0.1996	3.703
CAECUM CUBITATUM	5103360306	11.	0.0370	5.8861	0.0198	0.0214	2.020
CAECUM NITIDUM	5103360307	2.	0.0067	1.0986	0.0037	0.0041	0.336
CAECUM RYSSOTTUM	5103360308	5.	0.0168	2.7726	0.0093	0.0097	1.010
CAECUM FLORIDANUM	5103360309	2.	0.0067	1.3863	0.0047	0.0032	0.673
FINELLA DUBIA	5103460801	22.	0.0741	8.2375	0.0277	0.0465	1.683
CERITHIOPSIDAE	510347	1.	0.0034	0.6931	0.0023	0.0016	0.336
SEGUENZIA MONOCINGULATA	5103490103	3.	0.0101	2.0794	0.0070	0.0048	1.010
EPITONIUM	51035001	1.	0.0034	0.6931	0.0023	0.0016	0.336
EPITONIUM NOVANGLIAE	5103500112	1.	0.0034	0.6931	0.0023	0.0016	0.336
ACLIDIDAE	510352	3.	0.0101	1.7918	0.0060	0.0057	0.673
ACLIS	51035201	1.	0.0034	0.6931	0.0023	0.0016	0.336
MELANELLA	51035301	4.	0.0135	2.4849	0.0084	0.0073	1.010
MELANELLA INTERMEDIA	5103530105	2.	0.0067	1.0986	0.0037	0.0041	0.336
STROMBIFORMIS	51035302	9.	0.0303	6.2383	0.0210	0.0142	3.030
STROMBIFORMIS BILINEATUS	5103530202	9.	0.0303	6.2383	0.0210	0.0142	3.030
EULIMA	51035303	4.	0.0135	2.7726	0.0093	0.0064	1.346
NISO AEGLEES	5103530401	2.	0.0067	1.3863	0.0047	0.0032	0.673
CALYPTRAEA	51036401	3.	0.0101	1.7918	0.0060	0.0057	0.673
CALYPTRAEA CENTRALIS	5103640102	1.	0.0034	0.6931	0.0023	0.0016	0.336
CREPIDULA	51036402	18.	0.0606	10.9205	0.0368	0.0320	4.377
CRUCIBULUM STRIATUM	5103640401	3.	0.0101	2.0794	0.0070	0.0048	1.010
NATICIDAE	510376	4.	0.0135	2.4849	0.0084	0.0073	1.010
NATICA	51037602	12.	0.0404	7.1546	0.0241	0.0212	3.030
NATICA PUSILLA	5103760204	6.	0.0202	3.8712	0.0130	0.0104	1.683
NATICA CANRENA	5103760205	2.	0.0067	1.0986	0.0037	0.0041	0.336
NATICA MAROCHIENSIS	5103760208	1.	0.0034	0.6931	0.0023	0.0016	0.336
SINUM MACULATUM	5103760502	1.	0.0034	0.6931	0.0023	0.0016	0.336
SIGATICA	51037609	1.	0.0034	0.6931	0.0023	0.0016	0.336
SIGATICA CAROLINENSIS	5103760901	1.	0.0034	0.6931	0.0023	0.0016	0.336
OCENEBRA	51050102	1.	0.0034	0.6931	0.0023	0.0016	0.336

NAME	NODC CODE	COUNT (c)	SOUTHWEST FLORIDA STUDY MACROFAUNA				PERCENT OCCURRENCE
			MEAN (c)	SUM (c')	MEAN (c')	VARIANCE (c')	
MUREX	51050110	2.	0.0067	1.3863	0.0047	0.0032	0.673
MURICOPSIS	51050116	1.	0.0034	0.6931	0.0023	0.0016	0.336
MITRELLA LUNATA	5105030207	10.	0.0337	5.9506	0.0200	0.0183	2.356
ANACHIS	51050303	2.	0.0067	1.0986	0.0037	0.0041	0.336
NASSARINA	51050306	1.	0.0034	0.6931	0.0023	0.0016	0.336
BUCCINIDAE	510504	6.	0.0202	2.7726	0.0093	0.0129	0.673
NASSARIIDAE	510508	2.	0.0067	1.3863	0.0047	0.0032	0.673
NASSARIUS VIBEX	5105080102	1.	0.0034	0.6931	0.0023	0.0016	0.336
NASSARIUS ALBUS	5105080108	12.	0.0404	7.3369	0.0247	0.0213	3.030
OLIVIDAE	510510	2.	0.0067	1.3863	0.0047	0.0032	0.673
OLIVELLA	51051001	44.	0.1481	22.9395	0.0772	0.0802	8.080
OLIVELLA DEALBATA	5105100103	2.	0.0067	1.0986	0.0037	0.0041	0.336
OLIVA	51051002	4.	0.0135	1.6094	0.0054	0.0087	0.336
OLIVA SAYANA	5105100201	2.	0.0067	1.3863	0.0047	0.0032	0.673
OLIVA RETICULARIS	5105100202	3.	0.0101	2.0794	0.0070	0.0048	1.010
JASPIDELLA	51051003	3.	0.0101	2.0794	0.0070	0.0048	1.010
MARGINELLA AUREOCINCTA	5105150203	1.	0.0034	0.6931	0.0023	0.0016	0.336
MARGINELLA HARTLEYANUM	5105150204	2.	0.0067	1.3863	0.0047	0.0032	0.673
PRUNUM	51051503	4.	0.0135	2.4849	0.0084	0.0073	1.010
TURRIDAE	510602	21.	0.0707	11.2081	0.0377	0.0360	4.713
MANGELIA	51060203	3.	0.0101	2.0794	0.0070	0.0048	1.010
LEUCOSYRINX VERRILLI	5106021004	6.	0.0202	2.7081	0.0091	0.0127	0.673
NEODRILLIA	51060215	1.	0.0034	0.6931	0.0023	0.0016	0.336
CERODRILLIA	51060223	1.	0.0034	0.6931	0.0023	0.0016	0.336
CRYOTURRIS	51060226	2.	0.0067	1.3863	0.0047	0.0032	0.673
CRYOTURRIS CITRONELLA	5106022602	4.	0.0135	2.4849	0.0084	0.0073	1.010
BRACHYCYTHARA BARBARAE	5106022701	2.	0.0067	1.3863	0.0047	0.0032	0.673
ITHYCYTHARA PARKERI	5106022801	1.	0.0034	0.6931	0.0023	0.0016	0.336
ITHYCYTHARA PENTAGONALIS	5106022802	1.	0.0034	0.6931	0.0023	0.0016	0.336
GLYPHOSTOMA	51060229	1.	0.0034	0.6931	0.0023	0.0016	0.336
BELLASPIRA PENTAGONALIS	5106023001	1.	0.0034	0.6931	0.0023	0.0016	0.336
INODRILLIA	51060235	1.	0.0034	0.6931	0.0023	0.0016	0.336
TEREBRA	51060401	5.	0.0168	3.1781	0.0107	0.0088	1.346
TEREBRA PROTEXTA	5106040102	4.	0.0135	2.7726	0.0093	0.0064	1.346
PYRAMIDELLIDAE	510801	1.	0.0034	0.6931	0.0023	0.0016	0.336
ODOSTOMIA	51080101	3.	0.0101	2.0794	0.0070	0.0048	1.010

NAME	NODC CODE	COUNT (c)	SOUTHWEST FLORIDA STUDY MACROFAUNA				PERCENT OCCURRENCE
			MEAN (c)	SUM (c')	MEAN (c')	VARIANCE (c')	
TURBONILLA	51080102	4.	0.0135	2.7726	0.0093	0.0064	1.346
TURBONILLA CONRADI	5108010213	4.	0.0135	2.4849	0.0084	0.0073	1.010
EULIMELLA	51080107	8.	0.0269	4.5643	0.0154	0.0152	1.683
ACTEON	51100101	1.	0.0034	0.6931	0.0023	0.0016	0.336
[USE 5110010403]	5110010101	1.	0.0034	0.6931	0.0023	0.0016	0.336
ACTEON CANDENS	5110010102	3.	0.0101	2.0794	0.0070	0.0048	1.010
ACTEOCINA	51100401	4.	0.0135	2.0794	0.0070	0.0081	0.673
ACTEOCINA CANALICULATA	5110040103	42.	0.1414	25.0190	0.0842	0.0717	9.764
CYLICHNA	51100402	4.	0.0135	2.7726	0.0093	0.0064	1.346
CYLICHNA VERRILLI	5110040207	1.	0.0034	0.6931	0.0023	0.0016	0.336
CYLICHNELLA	51100404	22.	0.0741	7.7579	0.0261	0.0417	2.020
[USE 5110040121]	5110040401	6.	0.0202	3.5835	0.0121	0.0113	1.346
PHILINE SAGRA	5110050106	34.	0.1145	19.2915	0.0650	0.0601	7.407
BULLA STRIATA	5110110101	1.	0.0034	0.6931	0.0023	0.0016	0.336
HAMINOEIDAE	511012	5.	0.0168	3.1781	0.0107	0.0088	1.346
HAMINOEA	51101201	1.	0.0034	0.6931	0.0023	0.0016	0.336
HAMINOEA SUCCINEA	5110120104	1.	0.0034	0.6931	0.0023	0.0016	0.336
ATYS	51101202	5.	0.0168	2.8904	0.0097	0.0097	1.010
ATYS CARIBAEUS	5110120201	4.	0.0135	2.4849	0.0084	0.0073	1.010
VOLVULELLA	51101302	13.	0.0438	8.1479	0.0274	0.0228	3.367
VOLVULELLA PERSIMILIS	5110130202	27.	0.0909	16.6888	0.0562	0.0454	7.070
PYRUNCULUS CAELATUS	5110130301	3.	0.0101	2.0794	0.0070	0.0048	1.010
CYLINDROBULLA BEAUII	5110140101	2.	0.0067	1.0986	0.0037	0.0041	0.336
CRESEIS	51130203	1.	0.0034	0.6931	0.0023	0.0016	0.336
CRESEIS ACICULA	5113020301	24.	0.0808	13.9162	0.0469	0.0431	5.387
CRESEIS VIRGULA	5113020302	30.	0.1010	13.4870	0.0454	0.0608	3.703
NUDIBRANCHIA	5127	5.	0.0168	3.1781	0.0107	0.0088	1.346
DORIDIDAE	513003	1.	0.0034	0.6931	0.0023	0.0016	0.336
POLYPLACOPHORA	53	31.	0.1044	11.6342	0.0392	0.0575	3.367
ISCHNOCHITON	53030203	65.	0.2189	22.9540	0.0773	0.1190	6.060
APLACOPHORA	54	601.	2.0236	206.8721	0.6965	0.7316	46.127
BIVALVIA	55	1050.	3.5354	255.3637	0.8598	1.0706	49.494
NUCULIDAE	550202	1.	0.0034	0.6931	0.0023	0.0016	0.336
NUCULA PROXIMA	5502020204	5.	0.0168	3.4657	0.0117	0.0080	1.683
NUCULANIDAE	550204	1.	0.0034	0.6931	0.0023	0.0016	0.336
NUCULANA	55020402	26.	0.0875	13.5231	0.0455	0.0489	4.713

NAME	NODC CODE	COUNT (c)	SOUTHWEST FLORIDA STUDY MACROFAUNA				PERCENT OCCURRENCE
			MEAN (c)	SUM (c')	MEAN (c')	VARIANCE (c')	
NUCULANA ACUTA	5502040204	3.	0.0101	1.7918	0.0060	0.0057	0.673
NUCULANA CONCENTRICA	5502040213	147.	0.4949	60.6721	0.2043	0.2503	16.835
SOLEMYA	55040101	7.	0.0236	4.8520	0.0163	0.0111	2.356
SOLEMYA OCCIDENTALIS	5504010104	18.	0.0606	11.2081	0.0377	0.0311	4.713
ARCIDAE	550601	3.	0.0101	1.3863	0.0047	0.0065	0.336
BATHYARCA GLOMERULA	5506010104	14.	0.0471	8.4355	0.0284	0.0252	3.367
ARCOPSIS ADAMSI	5506010601	2.	0.0067	1.3863	0.0047	0.0032	0.673
LIMOPSIS	55060501	1.	0.0034	0.6931	0.0023	0.0016	0.336
LIMOPSIS SULCATA	5506050104	5.	0.0168	3.1781	0.0107	0.0088	1.346
LIMOPSIS MINUTA	5506050106	1.	0.0034	0.6931	0.0023	0.0016	0.336
GLYCYMERIS	55060601	3.	0.0101	2.0794	0.0070	0.0048	1.010
GLYCYMERIS PECTINATA	5506060105	9.	0.0303	5.2575	0.0177	0.0167	2.020
GLYCYMERIS AMERICANA	5506060107	7.	0.0236	4.1589	0.0140	0.0128	1.683
MYTILIDAE (MOLLUSCA)	550701	10.	0.0337	2.3979	0.0081	0.0194	0.336
CRENELLA DIVARICATA	5507010205	54.	0.1818	25.1651	0.0847	0.1006	8.080
MUSCULUS	55070104	48.	0.1616	13.2113	0.0445	0.0833	3.030
MUSCULUS LATERALIS	5507010413	9.	0.0303	5.6630	0.0191	0.0159	2.356
DACRYDIUM	55070105	4.	0.0135	2.7726	0.0093	0.0064	1.346
MODIOLUS	55070106	3.	0.0101	2.0794	0.0070	0.0048	1.010
AMYGDALUM	55070110	12.	0.0404	7.0493	0.0237	0.0222	2.693
AMYGDALUM PAPHIUM	5507011001	7.	0.0236	4.5643	0.0154	0.0120	2.020
GEUKENSIA DEMISSA	5507011501	1.	0.0034	0.6931	0.0023	0.0016	0.336
ATRINA	55070201	12.	0.0404	5.7038	0.0192	0.0245	1.683
ATRINA SERRATA	5507020102	1.	0.0034	0.6931	0.0023	0.0016	0.336
PECTINIDAE	550905	40.	0.1347	22.9395	0.0772	0.0686	9.090
CHLAMYS BENEDICTI	5509050108	1.	0.0034	0.6931	0.0023	0.0016	0.336
CYCLOPECTEN	55090502	1.	0.0034	0.6931	0.0023	0.0016	0.336
CYCLOPECTEN NANUS	5509050204	2.	0.0067	1.3863	0.0047	0.0032	0.673
PECTEN	55090504	12.	0.0404	6.7616	0.0228	0.0231	2.356
[USE 5509110205]	5509050506	8.	0.0269	4.9698	0.0167	0.0144	2.020
[USE 5509110206]	5509050507	2.	0.0067	1.3863	0.0047	0.0032	0.673
AEQUIPECTEN	55090508	10.	0.0337	4.7875	0.0161	0.0207	1.346
PALLIOLUM LEPTALEUM	5509051004	16.	0.0539	9.2465	0.0311	0.0299	3.367
ARGOPECTEN	55090512	17.	0.0572	10.0450	0.0338	0.0304	4.040
PLICATULA GIBBOSA	5509060101	2.	0.0067	1.3863	0.0047	0.0032	0.673
ANOMIA SIMPLEX	5509090202	7.	0.0236	2.9957	0.0101	0.0151	0.673

NAME	NODC CODE	COUNT (c)	SOUTHWEST FLORIDA STUDY MACROFAUNA				PERCENT OCCURRENCE
			MEAN (c)	SUM (c')	MEAN (c')	VARIANCE (c')	
LIMIDAE	550910	2.	0.0067	1.3863	0.0047	0.0032	0.673
LIMA	55091001	10.	0.0337	6.3561	0.0214	0.0174	2.693
LIMA PELLUCIDA	5509100104	2.	0.0067	1.3863	0.0047	0.0032	0.673
LIMA LOCKLINI	5509100105	4.	0.0135	2.7726	0.0093	0.0064	1.346
LIMATULA	55091002	3.	0.0101	1.7918	0.0060	0.0057	0.673
LIMEA BRONNIANA	5509100301	6.	0.0202	4.1589	0.0140	0.0095	2.020
VENEROIDA	5515	42.	0.1414	17.2146	0.0580	0.0830	4.377
LUCINIDAE	551501	40.	0.1347	16.9765	0.0572	0.0788	4.713
PARVILUCINA BLANDA	5515010103	73.	0.2458	27.1015	0.0913	0.1255	8.417
LUCINA	55150103	1022.	3.4411	131.6949	0.4434	0.9574	23.569
LUCINA RADIANS	5515010304	1645.	5.5387	205.9033	0.6933	1.6295	26.599
LUCINA NASSULA	5515010305	69.	0.2323	30.2088	0.1017	0.1299	8.754
LUCINA MURICATA	5515010306	30.	0.1010	14.6218	0.0492	0.0586	4.377
MYRTEA	55150104	2.	0.0067	1.3863	0.0047	0.0032	0.673
ANODONTIA	55150105	102.	0.3434	18.9715	0.0639	0.1416	4.040
ANODONTIA PHILIPPIANA	5515010502	2.	0.0067	1.0986	0.0037	0.0041	0.336
LINGA	55150106	12.	0.0404	6.3561	0.0214	0.0226	2.356
LINGA LEUCOCYMA	5515010603	7.	0.0236	4.8520	0.0163	0.0111	2.356
DIVARICELLA QUADRISULCATA	5515010701	17.	0.0572	9.4164	0.0317	0.0323	3.367
DIPLODONTA	55150501	225.	0.7576	46.5909	0.1569	0.3194	9.427
DIPLODONTA SEMIASPERA	5515050103	16.	0.0539	9.6395	0.0325	0.0280	4.040
DIPLODONTA PUNCTATA	5515050105	1.	0.0034	0.6931	0.0023	0.0016	0.336
NEAEROMYA FLORIDANA	5515090103	5.	0.0168	2.7726	0.0093	0.0097	1.010
MYSELLA PLANULATA	5515100110	1.	0.0034	0.6931	0.0023	0.0016	0.336
ALIGENA TEXASIANA	5515100601	1.	0.0034	0.6931	0.0023	0.0016	0.336
BASTEROTIA	55151501	24.	0.0808	11.2081	0.0377	0.0492	3.030
VENERICARDIA	55151703	1.	0.0034	0.6931	0.0023	0.0016	0.336
GLANS	55151705	1.	0.0034	0.6931	0.0023	0.0016	0.336
GLANS DOMINGUENSIS	5515170502	3.	0.0101	1.7918	0.0060	0.0057	0.673
PLEUROMERIS TRIDENTATA	5515170701	1.	0.0034	0.6931	0.0023	0.0016	0.336
CRASSINELLA	55152001	52.	0.1751	25.4528	0.0857	0.0944	8.754
CRASSINELLA LUNULATA	5515200102	48.	0.1616	22.8626	0.0770	0.0906	7.070
CRASSINELLA MARTINICENSIS	5515200103	63.	0.2121	26.7080	0.0899	0.1198	7.407
EUCRASSATELLA SPECIOSA	5515200201	3.	0.0101	2.0794	0.0070	0.0048	1.010
NEMOCARDIUM	55152203	1.	0.0034	0.6931	0.0023	0.0016	0.336
NEMOCARDIUM PERAMABILE	5515220302	5.	0.0168	3.4657	0.0117	0.0080	1.683

NAME	NODC CODE	COUNT (c)	SOUTHWEST FLORIDA STUDY MACROFAUNA				PERCENT OCCURRENCE
			MEAN (c)	SUM (c')	MEAN (c')	VARIANCE (c')	
NEMOCARDIUM TINCTUM	5515220303	5.	0.0168	2.7726	0.0093	0.0097	1.010
LAEVICARDIUM	55152204	268.	0.9024	81.3135	0.2738	0.4384	17.508
LAEVICARDIUM MORTONI	5515220401	2.	0.0067	1.0986	0.0037	0.0041	0.336
LAEVICARDIUM LAEVIGATUM	5515220402	11.	0.0370	5.9506	0.0200	0.0215	2.020
LAEVICARDIUM PICTUM	5515220403	41.	0.1380	18.3390	0.0617	0.0793	5.387
TRACHYCARDIUM	55152207	2.	0.0067	1.3863	0.0047	0.0032	0.673
PAPYRIDEA SOLENIFORMIS	5515220901	3.	0.0101	1.7918	0.0060	0.0057	0.673
MACTRIDAE	551525	2.	0.0067	1.3863	0.0047	0.0032	0.673
ERVILIA	55152801	1.	0.0034	0.6931	0.0023	0.0016	0.336
ERVILIA CONCENTRICA	5515280101	14.	0.0471	6.6846	0.0225	0.0284	2.020
TELLINIDAE	551531	374.	1.2593	107.1502	0.3608	0.5455	23.905
MACOMA	55153101	5.	0.0168	3.1781	0.0107	0.0088	1.346
MACOMA TENTA	5515310120	26.	0.0875	10.1250	0.0341	0.0485	3.030
TELLINA	55153102	243.	0.8182	68.9136	0.2320	0.3845	15.151
TELLINA AGILIS	5515310205	6.	0.0202	2.7081	0.0091	0.0127	0.673
TELLINA AEQUISTRIATA	5515310206	2.	0.0067	1.3863	0.0047	0.0032	0.673
TELLINA VERSICOLOR	5515310209	86.	0.2896	36.1231	0.1216	0.1642	9.427
TELLINA SQUAMIFERA	5515310213	17.	0.0572	10.0450	0.0338	0.0304	4.040
TELLINA AMERICANA	5515310217	5.	0.0168	1.7918	0.0060	0.0108	0.336
TELLINA SYBARITICA	5515310218	180.	0.6061	28.7723	0.0969	0.2620	4.040
TELLINA ANGULOSA	5515310222	2.	0.0067	1.0986	0.0037	0.0041	0.336
TELLINA GOULDII	5515310223	7.	0.0236	2.6391	0.0089	0.0143	0.673
TELLINA LISTERI	5515310224	1.	0.0034	0.6931	0.0023	0.0016	0.336
TELLINA MARTINICENSIS	5515310225	7.	0.0236	3.8712	0.0130	0.0136	1.346
TELLINA MERA	5515310226	2.	0.0067	1.3863	0.0047	0.0032	0.673
TELLINA RADIATA	5515310227	25.	0.0842	13.8108	0.0465	0.0474	4.713
TELLINA TENELLA	5515310228	5.	0.0168	3.4657	0.0117	0.0080	1.683
STRIGILLA	55153103	3.	0.0101	2.0794	0.0070	0.0048	1.010
TELLIDORA	55153104	1.	0.0034	0.6931	0.0023	0.0016	0.336
TELLIDORA CRISTATA	5515310401	2.	0.0067	1.3863	0.0047	0.0032	0.673
SEMELE	55153501	1.	0.0034	0.6931	0.0023	0.0016	0.336
SEMELE BELLASTRIATA	5515350102	7.	0.0236	4.5643	0.0154	0.0120	2.020
SEMELE PROFICUA	5515350103	1.	0.0034	0.6931	0.0023	0.0016	0.336
SEMELE PURPURASCENS	5515350104	2.	0.0067	1.3863	0.0047	0.0032	0.673
SEMELE NUCULOIDES	5515350105	20.	0.0673	9.5342	0.0321	0.0388	3.030
ABRA	55153502	3.	0.0101	1.3863	0.0047	0.0065	0.336

NAME	NODC CODE	COUNT (c)	SOUTHWEST FLORIDA STUDY MACROFAUNA				PERCENT OCCURRENCE
			MEAN (c)	SUM (c')	MEAN (c')	VARIANCE (c')	
ABRA AEQUALIS	5515350201	152.	0.5118	67.0261	0.2257	0.2524	20.202
CUMINGIA	55153503	1.	0.0034	0.6931	0.0023	0.0016	0.336
VENERIDAE	551547	300.	1.0101	69.7337	0.2348	0.4801	11.784
TRANSENNELLA	55154701	4.	0.0135	2.0794	0.0070	0.0081	0.673
TRANSENNELLA CUBANIANA	5515470102	1.	0.0034	0.6931	0.0023	0.0016	0.336
TRANSENNELLA CONRADINA	5515470103	1.	0.0034	0.6931	0.0023	0.0016	0.336
DOSINIA	55154709	4.	0.0135	2.4849	0.0084	0.0073	1.010
DOSINIA DISCUS	5515470901	1.	0.0034	0.6931	0.0023	0.0016	0.336
CYCLINELLA	55154710	1.	0.0034	0.6931	0.0023	0.0016	0.336
CYCLINELLA TENUIS	5515471001	3.	0.0101	2.0794	0.0070	0.0048	1.010
PITAR	55154712	3.	0.0101	2.0794	0.0070	0.0048	1.010
PITAR FULMINATUS	5515471204	16.	0.0539	8.4355	0.0284	0.0303	3.030
CHIONE	55154715	4.	0.0135	2.1972	0.0074	0.0081	0.673
CHIONE CANCELLATA	5515471503	15.	0.0505	6.7616	0.0228	0.0315	1.683
GOULDIA CERINA	5515471601	10.	0.0337	4.6821	0.0158	0.0204	1.346
PERIGLYPTA	55154717	2.	0.0067	1.0986	0.0037	0.0041	0.336
MACROCALLISTA	55154718	12.	0.0404	5.9506	0.0200	0.0248	1.683
MACROCALLISTA MACULATA	5515471801	1.	0.0034	0.6931	0.0023	0.0016	0.336
ANOMALOCARDIA AUBERIANA	5515472301	46.	0.1549	20.9905	0.0707	0.0912	5.723
COOPERELLA	55154901	9.	0.0303	5.0876	0.0171	0.0176	1.683
COOPERELLA ATLANTICA	5515490101	1.	0.0034	0.6931	0.0023	0.0016	0.336
CHAMA	55155101	3.	0.0101	1.7918	0.0060	0.0057	0.673
CHAMA CONGREGATA	5515510102	4.	0.0135	2.0794	0.0070	0.0081	0.673
MYIDAE	551701	1.	0.0034	0.6931	0.0023	0.0016	0.336
SPHENIA TUMIDA	5517010402	22.	0.0741	9.2828	0.0313	0.0435	2.693
CORBULA	55170202	38.	0.1279	18.9914	0.0639	0.0730	6.060
CORBULA CONTRACTA	5517020201	149.	0.5017	51.7086	0.1741	0.2538	13.131
CORBULA KREBSIANA	5517020204	3.	0.0101	1.3863	0.0047	0.0065	0.336
VARICORBULA OPERCULATA	5517020301	35.	0.1178	18.6629	0.0628	0.0640	6.734
HIATELLA ARCTICA	5517060201	1.	0.0034	0.6931	0.0023	0.0016	0.336
PHOLADIDAE (MOLLUSCA)	551801	4.	0.0135	2.4849	0.0084	0.0073	1.010
LYONSIA	55200502	4.	0.0135	2.1972	0.0074	0.0081	0.673
LYONSIA HYALINA	5520050206	161.	0.5421	45.0584	0.1517	0.2601	11.111
ASTHENOTHAERUS	55200801	6.	0.0202	3.1781	0.0107	0.0121	1.010
BUSHIA	55200803	2.	0.0067	1.3863	0.0047	0.0032	0.673
POROMYA	55200901	11.	0.0370	5.7683	0.0194	0.0214	2.020

NAME	NODC CODE	COUNT (c)	SOUTHWEST FLORIDA STUDY MACROFAUNA				PERCENT OCCURRENCE
			MEAN (c)	SUM (c')	MEAN (c')	VARIANCE (c')	
CARDIOMYA	55201001	52.	0.1751	24.9544	0.0840	0.0947	8.417
CARDIOMYA PERROSTRATA	5520100106	8.	0.0269	5.2575	0.0177	0.0135	2.356
CARDIOMYA COSTELLATA	5520100107	11.	0.0370	6.0684	0.0204	0.0216	2.020
CUSPIDARIA	55201002	27.	0.0909	15.9956	0.0539	0.0473	6.397
MYONERA	55201003	32.	0.1077	18.5983	0.0626	0.0569	7.070
VERTICORDIA ORNATA	5520110301	9.	0.0303	5.6630	0.0191	0.0159	2.356
VERTICORDIA ACUTICOSTATA	5520110302	1.	0.0034	0.6931	0.0023	0.0016	0.336
[USE 56010101]	56000101	46.	0.1549	26.2229	0.0883	0.0806	9.764
[USE 5601010108]	5600010110	2.	0.0067	1.3863	0.0047	0.0032	0.673
[USE 5601010109]	5600010111	7.	0.0236	4.1589	0.0140	0.0128	1.683
[USE 5601010110]	5600010112	1.	0.0034	0.6931	0.0023	0.0016	0.336
[USE 5601020101]	5600010114	2.	0.0067	1.3863	0.0047	0.0032	0.673
CADULUS SP [USE ANOTHER S]	56000201	100.	0.3367	44.3466	0.1493	0.1757	13.468
[USE 5602040105]	5600020105	17.	0.0572	8.4355	0.0284	0.0317	3.030
[USE 5602040108]	5600020108	12.	0.0404	5.1930	0.0175	0.0250	1.346
[USE 5602040109]	5600020109	2.	0.0067	1.3863	0.0047	0.0032	0.673
[USE 5602040110]	5600020110	3.	0.0101	1.7918	0.0060	0.0057	0.673
CYPRIDINIDAE	611102	13.	0.0438	8.3178	0.0280	0.0219	3.703
VARGULA	61110202	7.	0.0236	3.6889	0.0124	0.0135	1.346
SKOGSBERGIA	61110204	2.	0.0067	1.3863	0.0047	0.0032	0.673
SKOGSBERGIA LERNERI	6111020401	8.	0.0269	4.9698	0.0167	0.0144	2.020
SIPHONOSTRA	61110205	11.	0.0370	6.6438	0.0224	0.0198	2.693
CYLINDROLEBERIDIDAE	611103	106.	0.3569	48.7523	0.1641	0.1768	16.161
ASTEROPELLA	61110302	24.	0.0808	13.6930	0.0461	0.0428	5.387
ASTEROPTERON OCULITRISTIS	6111030301	2.	0.0067	1.0986	0.0037	0.0041	0.336
PARASTEROPE POLLEX	6111030501	77.	0.2593	23.0111	0.0775	0.1335	5.723
AMBOLEBERIS AMERICANA	6111030601	35.	0.1178	18.7037	0.0630	0.0642	6.734
CYCOLEBERIS AMERICANA	6111030801	14.	0.0471	8.7232	0.0294	0.0243	3.703
ACTINOSETA	61110310	14.	0.0471	7.9655	0.0268	0.0259	3.030
SARSIELLA (OSTRACOD)	61110401	869.	2.9259	306.5295	1.0321	0.6432	74.747
SARSIELLA DISPARALIS	6111040106	1.	0.0034	0.6931	0.0023	0.0016	0.336
SARSIELLA CAPILLARIS	6111040110	1.	0.0034	0.6931	0.0023	0.0016	0.336
DANTYA	61110403	4.	0.0135	2.4849	0.0084	0.0073	1.010
HALOCYPRIDIDAE	611105	47.	0.1582	26.4337	0.0890	0.0803	10.437
EUCONCHOECIA	61110503	7.	0.0236	4.1589	0.0140	0.0128	1.683
RUTIDERMA	61110601	1.	0.0034	0.6931	0.0023	0.0016	0.336

NAME	NODC CODE	COUNT (c)	SOUTHWEST FLORIDA STUDY MACROFAUNA				PERCENT OCCURRENCE
			MEAN (c)	SUM (c')	MEAN (c')	VARIANCE (c')	
RUTIDERMA MOLLITA	6111060104	69.	0.2323	34.9994	0.1178	0.1226	11.784
RUTIDERMA DARBYI	6111060105	133.	0.4478	42.0006	0.1414	0.2371	9.764
RUTIDERMA LICINUM	6111060106	175.	0.5892	79.9100	0.2691	0.2822	23.569
RUTIDERMA GYRE	6111060107	53.	0.1785	29.0488	0.0978	0.0936	10.437
HARBANSUS	61110701	285.	0.9596	119.7171	0.4031	0.4045	34.343
HARBANSUS PAUCICHELATUS	6111070101	144.	0.4848	47.6503	0.1604	0.2236	13.804
PHILOMEDES	61110702	4.	0.0135	2.7726	0.0093	0.0064	1.346
ANGULOROSTRUM	61110705	1.	0.0034	0.6931	0.0023	0.0016	0.336
PSEUDOPHILOMEDES	61110706	60.	0.2020	34.0831	0.1148	0.1002	13.131
PSEUDOPHILOMEDES FERULANU	6111070601	14.	0.0471	8.2532	0.0278	0.0250	3.367
PSEUDOPHILOMEDES POLYANCI	6111070602	3.	0.0101	2.0794	0.0070	0.0048	1.010
PSEUDOPHILOMEDES ZETA	6111070603	9.	0.0303	3.7377	0.0126	0.0183	1.010
PSEUDOPHILOMEDES AMBON	6111070604	5.	0.0168	3.1781	0.0107	0.0088	1.346
CLADOCOPINA	6112	39.	0.1313	10.3482	0.0348	0.0724	2.020
POLYCOPE	61120101	2.	0.0067	1.3863	0.0047	0.0032	0.673
PODOCOPINA	6113	237.	0.7980	78.5269	0.2644	0.3515	21.548
NEONESIDEA GERDA	6113010202	1.	0.0034	0.6931	0.0023	0.0016	0.336
PARANESIDEA GIGACANTHA	6113010301	1.	0.0034	0.6931	0.0023	0.0016	0.336
BAIRDOPPILATA CUSHMANI	6113010401	25.	0.0842	11.6444	0.0392	0.0456	4.040
PTERYGOCY THEREIS	61130901	12.	0.0404	6.7616	0.0228	0.0231	2.356
PTERYGOCY THEREIS AMERICAN	6113090106	7.	0.0236	4.5643	0.0154	0.0120	2.020
PONTOCY THERE SULCATA	6113120601	6.	0.0202	3.1781	0.0107	0.0121	1.010
PONTOCY THERE SANDERSI	6113120603	1.	0.0034	0.6931	0.0023	0.0016	0.336
HAPLOCY THERIDEA SETIPUNCT	6113120801	21.	0.0707	11.1436	0.0375	0.0407	3.703
ECHINOCY THEREIS MARGARETI	6113250103	31.	0.1044	15.1326	0.0510	0.0604	4.713
MACROCY PRINA	61132702	3.	0.0101	1.7918	0.0060	0.0057	0.673
PARACY PRIDINA	61132703	24.	0.0808	11.7190	0.0395	0.0454	4.040
PONTOCY PRIS	61132801	1.	0.0034	0.6931	0.0023	0.0016	0.336
CY THERELLA	61140101	13.	0.0438	6.8669	0.0231	0.0253	2.356
COPEPODA	6117	7688.	25.8855	511.9386	1.7237	2.4395	75.757
SPHYRAPUS	61260401	18.	0.0606	10.1628	0.0342	0.0336	3.703
CIRRIPIEDIA	6130	2.	0.0067	1.0986	0.0037	0.0041	0.336
BALANUS	61340201	1.	0.0034	0.6931	0.0023	0.0016	0.336
NEBALIA	61450101	18.	0.0606	7.2724	0.0245	0.0374	1.683
PARANEBALIA	61450104	1.	0.0034	0.6931	0.0023	0.0016	0.336
MYSIDACEA	6151	3.	0.0101	2.0794	0.0070	0.0048	1.010

NAME	NODC CODE	COUNT (c)	SOUTHWEST FLORIDA STUDY MACROFAUNA				PERCENT OCCURRENCE
			MEAN (c)	SUM (c')	MEAN (c')	VARIANCE (c')	
HETEROMYSIS	61530108	2.	0.0067	1.3863	0.0047	0.0032	0.673
PSEUDOMMA	61530119	1.	0.0034	0.6931	0.0023	0.0016	0.336
MYSIDOPSIS	61530121	1.	0.0034	0.6931	0.0023	0.0016	0.336
MYSIDOPSIS FURCA	6153012105	35.	0.1178	17.7229	0.0597	0.0671	5.723
ERYTHROPS	61530123	1.	0.0034	0.6931	0.0023	0.0016	0.336
ERYTHROPS PARVA	6153012302	1.	0.0034	0.6931	0.0023	0.0016	0.336
BOWMANIELLA	61530126	59.	0.1987	28.4896	0.0959	0.1105	8.754
BOWMANIELLA PORTORICENSIS	6153012602	11.	0.0370	6.1738	0.0208	0.0205	2.356
BOWMANIELLA JOHNSONI	6153012605	30.	0.1010	12.3682	0.0416	0.0617	3.030
BOWMANIELLA MEXICANA	6153012606	11.	0.0370	4.5643	0.0154	0.0217	1.346
ANCHIALINA TYPICA	6153012801	58.	0.1953	31.1282	0.1048	0.1035	10.774
AMATHIMYSIS BRATTEGARDI	6153013502	2.	0.0067	1.0986	0.0037	0.0041	0.336
HETEROMYSOIDES SPONGICOLA	6153017101	1.	0.0034	0.6931	0.0023	0.0016	0.336
CUMACEA	6154	2.	0.0067	1.3863	0.0047	0.0032	0.673
LEUCON	61540401	21.	0.0707	13.2876	0.0447	0.0354	5.723
EUDORELLA	61540402	5.	0.0168	3.4657	0.0117	0.0080	1.683
HETEROLEUCON HEARDI	6154040501	1.	0.0034	0.6931	0.0023	0.0016	0.336
DIASTYLIDAE	615405	29.	0.0976	16.2188	0.0546	0.0527	6.060
DIASTYLIS	61540501	6.	0.0202	3.1781	0.0107	0.0121	1.010
OXYUROSTYLIS	61540508	27.	0.0909	17.4465	0.0587	0.0436	7.744
OXYUROSTYLIS SMITHI	6154050801	3.	0.0101	1.7918	0.0060	0.0057	0.673
CAMPYLASPIS	61540701	284.	0.9562	132.1996	0.4451	0.3659	41.414
NANNASTACIDAE	615408	6.	0.0202	3.8712	0.0130	0.0104	1.683
CUMELLA	61540801	813.	2.7374	216.0804	0.7275	0.9583	44.107
NANNASTACUS	61540803	19.	0.0640	12.3068	0.0414	0.0316	5.387
BODOTRIIDAE	615409	34.	0.1145	20.4546	0.0689	0.0587	8.080
CYCLASPIS	61540902	429.	1.4444	117.1422	0.3944	0.6078	26.599
CYCLASPIS UNICORNIS	6154090203	56.	0.1886	31.4001	0.1057	0.0956	11.784
CYCLASPIS BACESCUI	6154090204	7.	0.0236	4.5643	0.0154	0.0120	2.020
VAUNTHOMPSONIA	61540904	25.	0.0842	15.3025	0.0515	0.0427	6.397
SYMPDOMMA	61540907	17.	0.0572	11.4958	0.0387	0.0269	5.387
APSEUDES	61560301	455.	1.5320	129.9069	0.4374	0.6253	29.629
APSEUDES PROPINQUUS	6156030106	57.	0.1919	15.9729	0.0538	0.1040	3.367
CIRRATODACTYLUS FLORIDENS	6156050101	59.	0.1987	18.9801	0.0639	0.1131	4.040
KALLIAPSEUDES	61560601	185.	0.6229	60.3719	0.2033	0.2958	16.161
PSEUDOTANAIS	61570105	93.	0.3131	41.8337	0.1409	0.1672	12.794

NAME	NODC CODE	COUNT (c)	SOUTHWEST FLORIDA STUDY MACROFAUNA				PERCENT OCCURRENCE
			MEAN (c)	SUM (c')	MEAN (c')	VARIANCE (c')	
PARATANAIDAE	615702	10.	0.0337	5.9506	0.0200	0.0183	2.356
LEPTOCHELIA	61570201	433.	1.4579	153.0599	0.5154	0.5736	39.057
LEPTOCHELIA RAPAX	6157020102	1.	0.0034	0.6931	0.0023	0.0016	0.336
LEPTOGNATHIA SP	61570202	27.	0.0909	17.1588	0.0578	0.0446	7.407
PSEUDOLEPTOCHELIA	61570206	1.	0.0034	0.6931	0.0023	0.0016	0.336
PSEUDOTANAIDAE	615706	1.	0.0034	0.6931	0.0023	0.0016	0.336
NOTOTANAIS	61570701	5.	0.0168	3.1781	0.0107	0.0088	1.346
ISOPODA	6158	220.	0.7407	73.6054	0.2478	0.3522	18.855
GNATHIIDAE	615901	38.	0.1279	18.5293	0.0624	0.0734	5.723
GNATHIA	61590101	29.	0.0976	16.1134	0.0543	0.0538	5.723
ANTHURIDAE	616001	526.	1.7710	192.7398	0.6490	0.6337	47.474
APANTHURA MAGNIFICA	6160010401	3.	0.0101	1.7918	0.0060	0.0057	0.673
XENANTHURA BREVITELSON	6160010701	2.	0.0067	1.3863	0.0047	0.0032	0.673
ACCALATHURA CREMULATA	6160010901	4.	0.0135	2.0794	0.0070	0.0081	0.673
HOROLOANTHURA IRPEX	6160011101	2.	0.0067	1.3863	0.0047	0.0032	0.673
CIROLANIDAE	616101	1.	0.0034	0.6931	0.0023	0.0016	0.336
CIROLANA PARVA	6161010108	12.	0.0404	6.3561	0.0214	0.0226	2.356
CIROLANA ALBIDA	6161010112	7.	0.0236	4.5643	0.0154	0.0120	2.020
EURYDICE	61610102	10.	0.0337	4.8520	0.0163	0.0208	1.346
EURYDICE PIPERATA	6161010202	36.	0.1212	18.6629	0.0628	0.0667	6.397
DYNAMENELLA	61610205	1.	0.0034	0.6931	0.0023	0.0016	0.336
SPHAEROMA	61610207	1.	0.0034	0.6931	0.0023	0.0016	0.336
SEROLIDAE	616103	2.	0.0067	1.0986	0.0037	0.0041	0.336
SEROLIS MGRAYI	6161030101	175.	0.5892	80.7033	0.2717	0.2636	26.599
AEGA ANTILLENIS	6161070104	1.	0.0034	0.6931	0.0023	0.0016	0.336
ARCTURIDAE	616201	9.	0.0303	3.1781	0.0107	0.0186	0.673
ASTACILLA LAUFFI	6162010401	1.	0.0034	0.6931	0.0023	0.0016	0.336
EDOTEA	61620207	1.	0.0034	0.6931	0.0023	0.0016	0.336
EDOTEA MONTOSA	6162020701	2.	0.0067	1.3863	0.0047	0.0032	0.673
IANIROPSIS	61630607	6.	0.0202	1.9459	0.0066	0.0127	0.336
MUNNA	61631201	49.	0.1650	22.5591	0.0760	0.0923	7.070
BOPYRIDAE	616504	1.	0.0034	0.6931	0.0023	0.0016	0.336
AMPHIPODA	6168	47.	0.1582	26.3283	0.0886	0.0814	10.101
GAMMARIDEA	6169	1.	0.0034	0.6931	0.0023	0.0016	0.336
ACANTHONOTOZOMATIDAE	616901	1.	0.0034	0.6931	0.0023	0.0016	0.336
AMPELISCIDAE	616902	1.	0.0034	0.6931	0.0023	0.0016	0.336

NAME	NODC CODE	COUNT (c)	SOUTHWEST FLORIDA STUDY MACROFAUNA				PERCENT OCCURRENCE
			MEAN (c)	SUM (c')	MEAN (c')	VARIANCE (c')	
AMPELISCA	61690201	397.	1.3367	132.4127	0.4458	0.5053	36.026
AMPELISCA MACROCEPHALA	6169020101	152.	0.5118	68.4300	0.2304	0.2525	20.202
AMPELISCA AGASSIZI	6169020111	287.	0.9663	86.4048	0.2909	0.4424	20.202
AMPELISCA CRISTATA	6169020112	64.	0.2155	31.5949	0.1064	0.1165	10.101
AMPELISCA VENETIENSIS	6169020122	14.	0.0471	6.6846	0.0225	0.0284	2.020
AMPELISCA HOLMESI	6169020123	1.	0.0034	0.6931	0.0023	0.0016	0.336
BYBLIS	61690202	14.	0.0471	8.2532	0.0278	0.0250	3.367
AMPHILOCHIDAE	616903	5.	0.0168	3.4657	0.0117	0.0080	1.683
AMPHILOCHUS	61690302	18.	0.0606	10.3327	0.0348	0.0327	4.040
PARACYPROIDEA	61690306	1.	0.0034	0.6931	0.0023	0.0016	0.336
AMPITHOE	61690401	6.	0.0202	3.8712	0.0130	0.0104	1.683
AORIDAE	616906	395.	1.3300	123.2165	0.4149	0.5388	30.976
LEMBOS	61690603	486.	1.6364	104.3880	0.3515	0.6659	19.865
LEMBOS UNICORNIS	6169060305	3.	0.0101	1.3863	0.0047	0.0065	0.336
LEMBOS UNIFASCIATUS	6169060307	20.	0.0673	7.5725	0.0255	0.0412	1.683
LEMBOS KUNKELA	6169060309	6.	0.0202	2.7081	0.0091	0.0127	0.673
MICRODEUTOPUS	61690604	66.	0.2222	17.8881	0.0602	0.1212	3.367
MICRODEUTOPUS MYERSI	6169060404	450.	1.5152	85.6512	0.2884	0.5959	15.151
LIOCUMA CAECA	6169060901	15.	0.0505	8.6587	0.0292	0.0274	3.367
RILDARDANUS LAMINOSA	6169061101	4.	0.0135	2.4849	0.0084	0.0073	1.010
ACUMINODEUTOPUS NAGLEI	6169061201	69.	0.2323	31.0479	0.1045	0.1333	8.417
ARGISSA	61690701	1.	0.0034	0.6931	0.0023	0.0016	0.336
ARGISSA HAMATIPES	6169070101	5.	0.0168	3.1781	0.0107	0.0088	1.346
ATYLUS	61690901	1.	0.0034	0.6931	0.0023	0.0016	0.336
BATEIDAE (AMPHIPODA)	616910	8.	0.0269	3.8712	0.0130	0.0155	1.346
BATEA	61691001	4.	0.0135	2.4849	0.0084	0.0073	1.010
CARINOBATEA	61691002	77.	0.2593	34.9225	0.1176	0.1441	10.101
COLOMASTIX	61691401	6.	0.0202	3.8712	0.0130	0.0104	1.683
CERAPUS	61691501	6.	0.0202	3.8712	0.0130	0.0104	1.683
CERAPUS TUBULARIS	6169150102	5.	0.0168	3.1781	0.0107	0.0088	1.346
COROPHIUM	61691502	37.	0.1246	15.7976	0.0532	0.0675	5.050
COROPHIUM TUBERCULATUM	6169150207	1.	0.0034	0.6931	0.0023	0.0016	0.336
ERICHTHONIUS	61691503	61.	0.2054	17.5893	0.0592	0.1004	4.713
ERICHTHONIUS BRASILIENSIS	6169150302	69.	0.2323	18.3581	0.0618	0.1106	4.713
UNCIOLA SERRATA	6169150704	65.	0.2189	37.1310	0.1250	0.1069	14.478
CHEVALIA AVICULAE	6169151001	195.	0.6566	29.6672	0.0999	0.2304	5.723

NAME	NODC CODE	COUNT (c)	SOUTHWEST FLORIDA STUDY MACROFAUNA				PERCENT OCCURRENCE
			MEAN (c)	SUM (c')	MEAN (c')	VARIANCE (c')	
GAMMARIDAE	616921	18.	0.0606	9.8218	0.0331	0.0333	3.703
CERADOCUS	61692102	34.	0.1145	11.7396	0.0395	0.0679	2.693
ELASMOPUS	61692103	54.	0.1818	27.9300	0.0940	0.0967	9.764
ELASMOPUS LAEVIS	6169210301	1.	0.0034	0.6931	0.0023	0.0016	0.336
ELASMOPUS RAPAX	6169210303	2.	0.0067	1.0986	0.0037	0.0041	0.336
ELASMOPUS PROCELLIMANUS	6169210304	1.	0.0034	0.6931	0.0023	0.0016	0.336
ERIOPISEA	61692104	15.	0.0505	6.0684	0.0204	0.0297	1.683
MAERA	61692108	106.	0.3569	27.7779	0.0935	0.1810	5.723
MAERA CAROLINIANA	6169210807	187.	0.6296	39.1688	0.1319	0.2881	6.734
MAERA WILLIAMSII	6169210808	17.	0.0572	7.9655	0.0268	0.0343	2.356
MEGALUROPISEA	61692109	1.	0.0034	0.6931	0.0023	0.0016	0.336
MELITA	61692110	1.	0.0034	0.6931	0.0023	0.0016	0.336
MELITA APPENDICULATA	6169211007	7.	0.0236	2.6391	0.0089	0.0143	0.673
JERBARNIA	61692118	26.	0.0875	15.3149	0.0516	0.0470	5.723
DULICHIELLA APPENDICULATA	6169212101	40.	0.1347	16.9243	0.0570	0.0722	5.387
ACANTHOHAUSTORIUS	61692206	1.	0.0034	0.6931	0.0023	0.0016	0.336
ISAEIDAE	616926	14.	0.0471	8.4355	0.0284	0.0252	3.367
PHOTIS	61692602	298.	1.0034	82.7644	0.2787	0.4093	21.212
PHOTIS MELANICUS	6169260214	81.	0.2727	26.3952	0.0889	0.1525	5.723
PHOTIS PUGNATOR	6169260216	70.	0.2357	22.2802	0.0750	0.1310	5.050
GAMMAROPSIS	61692604	1.	0.0034	0.6931	0.0023	0.0016	0.336
PODOCEROPSIS	61692605	19.	0.0640	7.2724	0.0245	0.0371	2.020
LEUCOTHOE (ANIMAL)	61693201	14.	0.0471	9.1287	0.0307	0.0234	4.040
LILJEBORGIIDAE	616933	1.	0.0034	0.6931	0.0023	0.0016	0.336
IDUNELLA	61693301	13.	0.0438	8.4355	0.0284	0.0220	3.703
LISTRIELLA	61693303	26.	0.0875	15.0148	0.0506	0.0468	5.723
LISTRIELLA BARNARDI	6169330301	11.	0.0370	5.8861	0.0198	0.0214	2.020
LISTRIELLA CARINATA	6169330305	5.	0.0168	3.1781	0.0107	0.0088	1.346
LYSIANASSIDAE	616934	13.	0.0438	6.1738	0.0208	0.0257	2.020
LYSIANOPSIS	61693453	41.	0.1380	21.1886	0.0713	0.0728	7.744
OEDICEROTIDAE	616937	22.	0.0741	13.5107	0.0455	0.0376	5.723
MONOCULODES	61693708	2.	0.0067	1.3863	0.0047	0.0032	0.673
MONOCULODES NYEI	6169370823	39.	0.1313	25.4765	0.0858	0.0600	11.447
SYNCHELIDIUM	61693714	1.	0.0034	0.6931	0.0023	0.0016	0.336
SYNCHELIDIUM AMERICANUM	6169371401	262.	0.8822	88.3752	0.2976	0.4122	22.558
WESTWOODILLA	61693715	21.	0.0707	13.9807	0.0471	0.0335	6.397

NAME	NODC CODE	COUNT (c)	SOUTHWEST FLORIDA STUDY MACROFAUNA				PERCENT OCCURRENCE
			MEAN (c)	SUM (c')	MEAN (c')	VARIANCE (c')	
OEDICEROS	61693716	2.	0.0067	1.3863	0.0047	0.0032	0.673
PARDALISCIDAE	616940	27.	0.0909	15.4203	0.0519	0.0492	5.723
PHOXOCEPHALIDAE	616942	17.	0.0572	9.4696	0.0319	0.0322	3.367
HARPINIA	61694201	78.	0.2626	43.9458	0.1480	0.1287	16.161
HETEROPHOXUS	61694203	184.	0.6195	63.7708	0.2147	0.3212	15.151
METHARPINIA FLORIDANA	6169421403	33.	0.1111	16.1498	0.0544	0.0641	5.050
RHEPOXYNIUS EPISTOMUS	6169421501	46.	0.1549	18.9268	0.0637	0.0883	5.387
PLEUSTIDAE	616943	11.	0.0370	6.3561	0.0214	0.0207	2.356
PODOCERUS	61694404	95.	0.3199	17.7229	0.0597	0.1042	5.387
SEBA	61694601	1.	0.0034	0.6931	0.0023	0.0016	0.336
STENOTHOIDAE	616948	1.	0.0034	0.6931	0.0023	0.0016	0.336
PARAMETOPELLA	61694807	7.	0.0236	3.8712	0.0130	0.0136	1.346
STENOTHOE	61694810	25.	0.0842	12.2140	0.0411	0.0481	4.040
STENOTHOE GALLENSIS	6169481001	1.	0.0034	0.6931	0.0023	0.0016	0.336
SYNOPIIDAE	616950	56.	0.1886	26.1976	0.0882	0.0990	9.090
TIRON	61695005	1.	0.0034	0.6931	0.0023	0.0016	0.336
TIRON TROPAKIS	6169500505	14.	0.0471	9.4164	0.0317	0.0225	4.377
GAROSYRRHOE	61695006	30.	0.1010	18.5451	0.0624	0.0505	7.744
SYNOPIA ULTRAMARINA	6169500701	28.	0.0943	12.5017	0.0421	0.0569	3.367
TABATZIUS	61695602	18.	0.0606	8.8410	0.0298	0.0341	3.030
TABATZIUS COPILLIUS	6169560201	2.	0.0067	1.0986	0.0037	0.0041	0.336
HYPERIIDAE	617001	1.	0.0034	0.6931	0.0023	0.0016	0.336
LESTRIGONUS BENGALENSIS	6170010901	23.	0.0774	14.2039	0.0478	0.0390	6.060
ANCHYLOMERA BLOSSEVILLEI	6170040201	4.	0.0135	2.4849	0.0084	0.0073	1.010
CAPRELLIDAE	617101	34.	0.1145	9.8825	0.0333	0.0637	2.020
CAPRELLA	61710107	2.	0.0067	1.3863	0.0047	0.0032	0.673
LUCONACIA INCERTA	6171011101	84.	0.2828	36.1311	0.1217	0.1530	10.774
PHTISICA MARINA	6171011201	136.	0.4579	64.8667	0.2184	0.2151	21.885
FALLOTTRITELLA	61710114	35.	0.1178	7.6862	0.0259	0.0592	1.346
PENAEIDAE	617701	3.	0.0101	2.0794	0.0070	0.0048	1.010
TRACHYPENAEUS CONSTRICTUS	6177010201	1.	0.0034	0.6931	0.0023	0.0016	0.336
SICYONIA SP [USE ANOTHER	61770104	7.	0.0236	4.5643	0.0154	0.0120	2.020
[USE 6177040101]	6177010401	1.	0.0034	0.6931	0.0023	0.0016	0.336
[USE 6177040103]	6177010403	1.	0.0034	0.6931	0.0023	0.0016	0.336
[USE 6177030501]	6177010601	17.	0.0572	10.9205	0.0368	0.0287	4.713
LUCIFER FAXONI	6177020201	5.	0.0168	3.4657	0.0117	0.0080	1.683

NAME	NODC CODE	COUNT (c)	SOUTHWEST FLORIDA STUDY MACROFAUNA				PERCENT OCCURRENCE
			MEAN (c)	SUM (c')	MEAN (c')	VARIANCE (c')	
MESOPENAEUS TROPICALIS	6177030101	1.	0.0034	0.6931	0.0023	0.0016	0.336
CARIDEA	6179	15.	0.0505	8.4355	0.0284	0.0271	3.367
LEPTOCHELA	61790502	4.	0.0135	2.7726	0.0093	0.0064	1.346
LEPTOCHELA SERRATORBITA	6179050201	29.	0.0976	10.2273	0.0344	0.0490	3.367
LEPTOCHELA BERMUDENSIS	6179050202	2.	0.0067	1.3863	0.0047	0.0032	0.673
LEPTOCHELA PAPULATA	6179050203	34.	0.1145	20.3777	0.0686	0.0575	8.417
LEPTOCHELA CARINATA	6179050204	1.	0.0034	0.6931	0.0023	0.0016	0.336
PALAEEMONIDAE	617911	4.	0.0135	2.1972	0.0074	0.0081	0.673
PERICLIMENES	61791104	4.	0.0135	2.7726	0.0093	0.0064	1.346
PERICLIMENES AMERICANUS	6179110401	13.	0.0438	7.8602	0.0265	0.0237	3.030
ALPHEIDAE	617914	7.	0.0236	3.6889	0.0124	0.0135	1.346
ALPHEUS	61791401	5.	0.0168	3.1781	0.0107	0.0088	1.346
ALPHEUS NORMANNI	6179140102	4.	0.0135	2.4849	0.0084	0.0073	1.010
ALPHEUS FLORIDANUS	6179140103	29.	0.0976	15.7567	0.0531	0.0531	5.723
AUTOMATE	61791403	24.	0.0808	14.5040	0.0488	0.0423	5.723
AUTOMATE EVERMANNI	6179140301	129.	0.4343	69.5401	0.2341	0.1994	24.242
SYNALPHEUS TOWNSENDI	6179140601	3.	0.0101	2.0794	0.0070	0.0048	1.010
SALOMEUS	61791409	6.	0.0202	4.1589	0.0140	0.0095	2.020
HIPPOLYTE ZOSTERICOLA	6179160104	9.	0.0303	2.3026	0.0078	0.0179	0.336
LATREUTES	61791606	1.	0.0034	0.6931	0.0023	0.0016	0.336
LATREUTES FUCORUM	6179160601	1.	0.0034	0.6931	0.0023	0.0016	0.336
THOR	61791614	2.	0.0067	1.3863	0.0047	0.0032	0.673
PROCESSA	61791701	10.	0.0337	5.9506	0.0200	0.0183	2.356
PROCESSA HEMPHILLI	6179170101	4.	0.0135	2.7726	0.0093	0.0064	1.346
PROCESSA BERMUDENSIS	6179170102	1.	0.0034	0.6931	0.0023	0.0016	0.336
PROCESSA VICINA	6179170103	12.	0.0404	7.7424	0.0261	0.0205	3.367
PROCESSA TENUIPES	6179170104	5.	0.0168	3.1781	0.0107	0.0088	1.346
PANTOMUS PARVULUS	6179180701	1.	0.0034	0.6931	0.0023	0.0016	0.336
PONTOPHILUS GOREI	6179220603	1.	0.0034	0.6931	0.0023	0.0016	0.336
ANOMURA	6183	1.	0.0034	0.6931	0.0023	0.0016	0.336
AXIIDAE	618302	23.	0.0774	13.6930	0.0461	0.0409	5.387
AXIOPSIS	61830204	4.	0.0135	2.4849	0.0084	0.0073	1.010
UPOGEBIA SP. [USE ANOTHER]	61830401	8.	0.0269	5.5452	0.0187	0.0126	2.693
CALLIANASSA	61830402	38.	0.1279	22.4163	0.0755	0.0625	9.427
CALLIANASSA LATISPINA	6183040206	3.	0.0101	2.0794	0.0070	0.0048	1.010
CALLIANASSA MARGINATA	6183040212	96.	0.3232	49.0855	0.1653	0.1587	17.508

NAME	NODC CODE	COUNT (c)	SOUTHWEST FLORIDA STUDY MACROFAUNA				PERCENT OCCURRENCE
			MEAN (c)	SUM (c')	MEAN (c')	VARIANCE (c')	
CALLIANASSA FRAGILIS	6183040213	6.	0.0202	3.8712	0.0130	0.0104	1.683
PAGURIDAE	618306	80.	0.2694	44.4034	0.1495	0.1317	16.498
PAGURUS	61830602	10.	0.0337	6.3561	0.0214	0.0174	2.693
PAGURUS BULLISI	6183060235	1.	0.0034	0.6931	0.0023	0.0016	0.336
PYLOPAGURUS DISCOIDALIS	6183061301	1.	0.0034	0.6931	0.0023	0.0016	0.336
PHIMOCHIRUS	61830615	1.	0.0034	0.6931	0.0023	0.0016	0.336
AGARICOCHIRUS	61830617	1.	0.0034	0.6931	0.0023	0.0016	0.336
ANISOPAGURUS	61830618	2.	0.0067	1.3863	0.0047	0.0032	0.673
MUNIDA	61831001	2.	0.0067	1.3863	0.0047	0.0032	0.673
MUNIDA IRRASA	6183100108	18.	0.0606	11.3259	0.0381	0.0311	4.713
MUNIDA SIMPLEX	6183100109	11.	0.0370	5.9506	0.0200	0.0215	2.020
PORCELLANIDAE	618312	1.	0.0034	0.6931	0.0023	0.0016	0.336
ALBUNEIDAE	618313	1.	0.0034	0.6931	0.0023	0.0016	0.336
ALBUNEA PARETII	6183130201	1.	0.0034	0.6931	0.0023	0.0016	0.336
ZYGOPA MICHAELIS	6183130301	2.	0.0067	1.3863	0.0047	0.0032	0.673
PAGURISTES	61831601	2.	0.0067	1.0986	0.0037	0.0041	0.336
BRACHYURA	6184	6.	0.0202	3.8712	0.0130	0.0104	1.683
ETHUSA MASCARONE	6186010102	1.	0.0034	0.6931	0.0023	0.0016	0.336
CLYTHROCERUS SP. [USE ANO	61860102	3.	0.0101	2.0794	0.0070	0.0048	1.010
[USE 6184010102]	6186010202	11.	0.0370	7.3369	0.0247	0.0181	3.367
[USE 6184010103]	6186010203	9.	0.0303	5.9506	0.0200	0.0150	2.693
[USE 6184010104]	6186010204	6.	0.0202	4.1589	0.0140	0.0095	2.020
CYCLODORIPPE SP. [USE ANO	61860103	3.	0.0101	1.7918	0.0060	0.0057	0.673
CALAPPA SULCATA	6186020102	2.	0.0067	1.3863	0.0047	0.0032	0.673
OSACHILA TUBEROSA	6186020301	1.	0.0034	0.6931	0.0023	0.0016	0.336
LEUCOSIIDAE	618603	1.	0.0034	0.6931	0.0023	0.0016	0.336
EBALIA STIMPSONI	6186030404	4.	0.0135	2.4849	0.0084	0.0073	1.010
UHLIAS LIMBATUS	6186030601	1.	0.0034	0.6931	0.0023	0.0016	0.336
RANINOIDES LOUISIANENSIS	6186040201	1.	0.0034	0.6931	0.0023	0.0016	0.336
RANINOIDES LOEVIS	6186040202	5.	0.0168	3.4657	0.0117	0.0080	1.683
RANILIA MURICATA	6186040401	2.	0.0067	1.3863	0.0047	0.0032	0.673
RANILIA CONSTRICTA	6186040402	3.	0.0101	2.0794	0.0070	0.0048	1.010
MAJIDAE	618701	6.	0.0202	4.1589	0.0140	0.0095	2.020
EUPROGNATHA	61870111	1.	0.0034	0.6931	0.0023	0.0016	0.336
EUPROGNATHA RASTELLIFERA	6187011101	4.	0.0135	2.7726	0.0093	0.0064	1.346
PODOCHELA	61870119	1.	0.0034	0.6931	0.0023	0.0016	0.336

NAME	NODC CODE	COUNT (c)	SOUTHWEST FLORIDA STUDY MACROFAUNA				PERCENT OCCURRENCE
			MEAN (c)	SUM (c')	MEAN (c')	VARIANCE (c')	
PODOCHELA GRACILIPES	6187011904	1.	0.0034	0.6931	0.0023	0.0016	0.336
BATRACHONOTUS FRAGOSUS	6187012801	4.	0.0135	2.4849	0.0084	0.0073	1.010
ARACHNOPSIS FILIPES	6187013701	3.	0.0101	1.7918	0.0060	0.0057	0.673
PARTHENOPE	61870201	1.	0.0034	0.6931	0.0023	0.0016	0.336
PARTHENOPE FRATERCULUS	6187020102	2.	0.0067	1.0986	0.0037	0.0041	0.336
MESORHOEA SEXSPINOSA	6187020301	1.	0.0034	0.6931	0.0023	0.0016	0.336
SOLENOGRAMMUS TENELLUS	6187020402	2.	0.0067	1.3863	0.0047	0.0032	0.673
CRYPTOPODIA CONCAVA	6187020601	2.	0.0067	1.3863	0.0047	0.0032	0.673
PORTUNIDAE	618901	1.	0.0034	0.6931	0.0023	0.0016	0.336
PORTUNUS	61890106	3.	0.0101	2.0794	0.0070	0.0048	1.010
PORTUNUS SPINICARPUS	6189010603	1.	0.0034	0.6931	0.0023	0.0016	0.336
XANTHIDAE	618902	10.	0.0337	6.6438	0.0224	0.0166	3.030
MICROPANOPE	61890212	3.	0.0101	2.0794	0.0070	0.0048	1.010
GONEPLACIDAE	618905	2.	0.0067	1.3863	0.0047	0.0032	0.673
SPEOCARCINUS	61890504	1.	0.0034	0.6931	0.0023	0.0016	0.336
SPEOCARCINUS LOBATUS	6189050401	2.	0.0067	1.3863	0.0047	0.0032	0.673
FREVILLEA BARBATA	6189050901	5.	0.0168	3.4657	0.0117	0.0080	1.683
PINNIXA	61890604	11.	0.0370	7.0493	0.0237	0.0190	3.030
PALICUS	61891101	7.	0.0236	4.5643	0.0154	0.0120	2.020
SQUILLA	61910101	3.	0.0101	2.0794	0.0070	0.0048	1.010
SQUILLA DECEPTRIX	6191010108	1.	0.0034	0.6931	0.0023	0.0016	0.336
MEIOSQUILLA QUADRIDENS	6191010401	5.	0.0168	3.4657	0.0117	0.0080	1.683
MEIOSQUILLA SCHMITTI	6191010402	1.	0.0034	0.6931	0.0023	0.0016	0.336
EURYSQUILLA PLUMATA	6191040101	10.	0.0337	6.6438	0.0224	0.0166	3.030
PLATYSQUILLOIDES HOROLOGI	6191050101	4.	0.0135	2.7726	0.0093	0.0064	1.346
SYMPHYLA	67	56.	0.1886	28.8777	0.0972	0.0984	10.437
POGONOPHORA	71	50.	0.1684	29.4374	0.0991	0.0816	12.121
SIPUNCULA	72	1159.	3.9024	354.9257	1.1950	0.7718	76.094
SIPUNCULIDAE	720001	4.	0.0135	2.0794	0.0070	0.0081	0.673
SIPUNCULUS	72000101	1.	0.0034	0.6931	0.0023	0.0016	0.336
GOLFINGIIDAE	720002	46.	0.1549	22.0403	0.0742	0.0913	6.060
GOLFINGIA	72000201	5.	0.0168	2.8904	0.0097	0.0097	1.010
PHASCOLION	72000204	14.	0.0471	7.4547	0.0251	0.0265	2.693
ASPIDOSIPHONIDAE	720003	30.	0.1010	14.0058	0.0472	0.0584	4.377
ASPIDOSIPHON	72000301	11.	0.0370	6.1738	0.0208	0.0205	2.356
PARASPIDOSIPHON	72000302	33.	0.1111	11.9954	0.0404	0.0664	2.693

NAME	NODC CODE	COUNT (c)	SOUTHWEST FLORIDA STUDY MACROFAUNA				PERCENT OCCURRENCE
			MEAN (c)	SUM (c')	MEAN (c')	VARIANCE (c')	
ECHIURA	73	3.	0.0101	1.7918	0.0060	0.0057	0.673
ECHIURIDAE	730102	2.	0.0067	1.3863	0.0047	0.0032	0.673
PRIAPULIDA	74	10.	0.0337	5.4806	0.0185	0.0190	2.020
PHORONIS	77000102	4.	0.0135	2.7726	0.0093	0.0064	1.346
PHORONIS ARCHITECTA	7700010203	41.	0.1380	20.8319	0.0701	0.0762	7.070
BRYOZOA	78	61.	0.2054	41.7066	0.1404	0.0809	19.865
SELENARIA	78151303	818.	2.7542	227.4449	0.7658	0.9277	46.464
GLOTTIDIA PYRAMIDATA	8002010101	344.	1.1582	132.7308	0.4469	0.4568	38.047
PLATIDIA	80050901	186.	0.6263	68.1939	0.2296	0.3220	16.835
ASTEROIDEA	8104	9.	0.0303	4.3820	0.0148	0.0183	1.346
ASTROPECTEN	81060105	4.	0.0135	2.7726	0.0093	0.0064	1.346
ASTROPECTEN DUPLICATUS	8106010502	1.	0.0034	0.6931	0.0023	0.0016	0.336
OPHIUROIDEA	8120	190.	0.6397	72.8791	0.2454	0.3250	18.518
AMPHIURIDAE	812903	556.	1.8721	220.4919	0.7424	0.5869	55.892
AMPHIPHOLIS SQUAMATA	8129030202	20.	0.0673	8.8128	0.0297	0.0410	2.356
AMPHIPHOLIS PACHYBACTERA	8129030203	1.	0.0034	0.6931	0.0023	0.0016	0.336
AMPHIPLUS CONIORTODES	8129030903	1.	0.0034	0.6931	0.0023	0.0016	0.336
AMPHIURA SUNDEVALLI	8129031002	4.	0.0135	2.1972	0.0074	0.0081	0.673
MICROPHOLIS GRACILLIMA	8129031202	32.	0.1077	14.2039	0.0478	0.0614	4.377
OPHIOSTIGMA ISACANTHUM	8129031401	1.	0.0034	0.6931	0.0023	0.0016	0.336
OPHIONEPHTHYS LIMICOLA	8129031501	1.	0.0034	0.6931	0.0023	0.0016	0.336
ECHINOIDEA	8136	72.	0.2424	36.4390	0.1227	0.1243	12.794
ARBACIA	81470101	1.	0.0034	0.6931	0.0023	0.0016	0.336
ECHINOCARDIUM	81630301	16.	0.0539	10.2273	0.0344	0.0273	4.377
HOLOTHUROIDEA	8170	31.	0.1044	18.8984	0.0636	0.0537	7.407
HOLOTHURIIDAE	817501	16.	0.0539	9.0642	0.0305	0.0298	3.367
CHIRIDOTA	81780201	2.	0.0067	1.0986	0.0037	0.0041	0.336
HEMICHORDATA	82	11.	0.0370	6.6438	0.0224	0.0198	2.693
ENTEROPNEUSTA	8201	7.	0.0236	4.1589	0.0140	0.0128	1.683
CHAETOGNATHA	83	28.	0.0943	16.4656	0.0554	0.0497	6.397
ASCIDIACEA	8401	126.	0.4242	52.4203	0.1765	0.2150	16.161
AMAROUCIUM	84030201	25.	0.0842	4.9416	0.0166	0.0428	0.673
ASCIDIA	84040501	7.	0.0236	2.8904	0.0097	0.0148	0.673
MOLGULIDAE	840603	49.	0.1650	17.7104	0.0596	0.0784	6.060
BRANCHIOSTOMA CARIBAEUM	8500010101	86.	0.2896	40.8098	0.1374	0.1340	15.488
GYMNOTHORAX	87410504	4.	0.0135	2.7726	0.0093	0.0064	1.346

APPENDIX 2. GULF-WIDE MACROFAUNA SPECIES

GULF COMMON MACROFAUNA SUITE

NAME	NODCCODE	STBS FREQUENCY	CGP FREQUENCY	MAFLA FREQUENCY	SWFL FREQUENCY
POLYDONTES LUPINA	5001030201	0.7380	0.6443	0.7150	1.0100
STHENELAIS BOA	5001060302	11.9810	20.6186	9.8430	37.0370
PALEANOTUS HETEROSETA	5001080103	7.7220	1.2887	9.7980	4.3770
ANAITIDES MUCOSA	5001130104	6.4160	0.5155	9.0820	1.0100
PODARKE OBSCURA	5001211502	2.3850	2.1907	5.7270	3.0300
ANCISTROSYLLIS JONESI	5001220103	4.5420	12.3711	0.2680	2.0200
ANCISTROSYLLIS PAPILLOSA	5001220105	2.6680	0.1289	1.2970	0.3360
SIGAMBRA TENTACULATA	5001220201	49.9710	49.7423	11.3190	28.9560
NEPHTYS PICTA	5001250117	2.8960	0.5155	10.5590	2.6930
AGLAOPHAMUS VERRILLI	5001250303	6.5300	6.3144	30.0220	53.5350
GLYCERA AMERICANA	5001270104	4.3150	22.1649	4.6530	1.0100
GLYCINDE NORDMANNI	5001280106	0.7380	10.5670	2.2370	0.3360
GONIADA TERES	5001280206	2.3850	1.6753	3.1760	12.7940
[USE 5001291401]	5001290112	1.9300	5.4124	14.2720	7.7440
DIOPATRA CUPREA	5001290201	11.8680	36.5979	9.0380	1.3460
SCHISTOMERINGOS CAECA	5001360505	0.1700	0.9021	1.0730	2.0200
SCOLOPLOS RUBRA	5001400307	5.4510	1.1598	9.9320	17.8450
ARICIDEA FRAGILIS	5001410214	3.8040	15.3351	16.7780	39.7300
TAUBERIA GRACILIS	5001410801	56.4450	9.6649	41.0290	64.3090
LAONICE CIRRATA	5001430201	5.6210	0.9021	18.7910	22.2220
POLYDORA SOCIALIS	5001430402	0.9650	2.1907	3.2210	10.4370
[USE 5001433602]	5001430508	0.1130	10.4381	13.2880	29.9660
PRIONOSPPIO CRISTATA	5001430510	8.6310	13.2732	30.3350	59.2590
SPIO PETTIBONEAE	5001430706	0.3970	0.2577	10.9170	18.1810
SPIOPHANES BOMBYX	5001431001	6.5870	7.0876	36.5100	21.5480
PARAPRIONOSPPIO PINNATA	5001431701	62.5780	80.6701	31.9010	41.7500
MICROSPPIO PIGMENTATA	5001432301	1.6460	1.0309	8.8590	0.3360
POECILOCHAETUS JOHNSONI	5001460101	4.2580	4.5103	24.3840	28.9560
THARYX MARIONI	5001500307	33.3900	40.8505	23.7130	43.7710
ARMANDIA MACULATA	5001580204	21.2940	21.6495	30.4690	56.2290
STERNASPIS SCUTATA	5001590101	10.7320	0.7732	0.0440	0.6730
CAPITELLA CAPITATA	5001600101	0.7950	0.1289	3.1760	17.8450
NOTOMASTUS LATERICEUS	5001600306	31.9130	44.4588	23.5790	21.8850
MEDIOMASTUS CALIFORNIENSI	5001600402	41.8510	39.9485	20.2230	62.6260
CLYMENELLA TORQUATA	5001630202	6.5870	10.3093	0.8500	3.3670
OWENIA FUSIFORMIS	5001640102	9.5960	9.1495	15.1670	12.4570
PECTINARIA GOULDI	5001660302	1.8730	2.5773	1.4310	5.3870
MELINNA MACULATA	5001670504	1.4760	0.1289	3.2210	0.6730

GULF COMMON MACROFAUNA SUITE

NAME	NODCCODE	STBS FREQUENCY	CGP FREQUENCY	MAFLA FREQUENCY	SWFL FREQUENCY
PISTA CRISTATA	5001680701	2.8390	1.1598	6.0850	1.0100
PISTA PALMATA	5001680707	0.2830	1.0309	1.5660	3.0300
AMAEANA TRILOBATA	5001682301	3.6340	7.0876	1.3420	9.4270
TEREBELLIDES STROEMII	5001690101	11.6410	2.7062	13.9150	43.4340
HYDROIDES PROTULICOLA	5001730902	1.2490	0.3866	1.5660	7.0700
NISO AEGLEES	5103530401	0.2830	0.9021	0.4470	0.6730
NATICA PUSILLA	5103760204	0.0560	5.0258	1.0290	1.6830
OLIVA SAYANA	5105100201	0.3400	1.0309	0.9840	0.6730
[USE 5110010403]	5110010101	0.2830	3.0928	0.5360	0.3360
PHILINE SAGRA	5110050106	3.8040	0.7732	3.4890	7.4070
VOLVULELLA PERSIMILIS	5110130202	1.7600	0.7732	2.3710	7.0700
PYRUNCULUS CAELATUS	5110130301	0.6240	0.9021	0.0440	1.0100
NUCULA PROXIMA	5502020204	3.9180	14.9485	0.6710	1.6830
NUCULANA ACUTA	5502040204	9.0850	0.1289	1.9230	0.6730
NUCULANA CONCENTRICA	5502040213	0.9080	32.8608	1.2520	16.8350
CRASSINELLA LUNULATA	5515200102	0.5110	0.7732	3.2210	7.0700
TELLINA AEQUISTRIATA	5515310206	0.4540	0.2577	1.7000	0.6730
TELLINA VERSICOLOR	5515310209	9.7100	26.1598	27.2480	9.4270
ABRA AEQUALIS	5515350201	13.2870	23.5825	1.0290	20.2020
CORBULA CONTRACTA	5517020201	1.4760	43.4278	0.1790	13.1310
VARICORBULA OPERCULATA	5517020301	1.4190	2.4485	7.9640	6.7340
LYONSIA HYALINA	5520050206	1.7600	2.0619	4.5630	11.1110
XENANTHURA BREVITELSON	6160010701	5.0530	1.4175	6.1740	0.6730
AMPELISCA AGASSIZI	6169020111	28.9040	6.1856	6.8900	20.2020
CERAPUS TUBULARIS	6169150102	0.5110	0.2577	0.1790	1.3460
ERICTHONIUS BRASILIENSIS	6169150302	0.9650	0.5155	1.2080	4.7130
LISTRIELLA BARNARDI	6169330301	7.6660	5.1546	0.7150	2.0200
SYNCHELIDIUM AMERICANUM	6169371401	5.6780	3.8660	2.1920	22.5580
LEPTOCHELA BERMUDENSIS	6179050202	0.6240	0.5155	0.4020	0.6730
ALPHEUS FLORIDANUS	6179140103	1.8730	8.5052	0.7600	5.7230
AUTOMATE EVERMANNI	6179140301	13.7420	13.0155	10.1560	24.2420
PROCESSA HEMPHILLI	6179170101	2.3850	2.1907	0.6260	1.3460
ALBUNEA PARETII	6183130201	0.7950	0.1289	0.2230	0.3360
SPEOCARCINUS LOBATUS	6189050401	2.6120	10.8247	0.6260	0.6730

APPENDIX 3.1. SOUTH TEXAS BASELINE STUDY MEGAFUNA

SOUTH TEXAS BASELINE MEGAFUNA CHECK LIST

NAME	NODC CODR	NAME	NODC CODE
PORIFERA	36	CORBULA SWIFTIANA	5517020205
CERIANTHARIA	3743	CUSPIDARIA MEDIA	5520100204
GORGONACEA	3749	OCTOPUS	57080102
PENNATULACEA	3752	PENAEUS AZTECUS	6177010101
ACTINIARIA	3758	PENAEUS DUORARUM	6177010102
PARANTHUS	37600202	PENAEUS SETIFERUS	6177010103
CALLIACTIS TRICOLOR	3760040101	TRACHYPENAEUS CONSTRICTUS	6177010201
ARCHITECTONICA NOBILIS	5103310101	TRACHYPENAEUS SIMILIS	6177010202
NISO AEGLEES	5103530401	[USE 6177040101]	6177010401
CYPHOMA INTERMEDIUM	5103720104	[USE 6177040102]	6177010402
POLINICES DUPLICATUS	5103760407	[USE 6177040106]	6177010406
SCONSIA STRIATA	5103770101	PARAPENAEUS LONGIROSTRIS	6177010501
DISTORSIO CLATHRATA	5103780301	[USE 6177030501]	6177010601
MUREX FULVESCENS	5105011001	[USE 6177030502]	6177010602
CANTHARUS CANCELLARIUS	5105040401	XIPHOPENAEUS KROYERI	6177010701
ANTILLOPHOS CANDEI	5105040501	ACETES AMERICANUS	6177020101
BUSYCON CONTRARIUM	5105070104	CARIDEA	6179
FASCIOLARIA HUNTERIA	5105090203	LEPTOCHELA SERRATORBITA	6179050201
FUSINUS COUEI	5105090504	LEANDER TENUICORNIS	6179110101
POLYSTIRA ALBIDA	5106021202	PERICLIMENES MAGNUS	6179110408
CRASSISPIRA	51060214	ALPHEUS	61791401
CONUS AUSTINI	5106030101	ALPHEUS FLORIDANUS	6179140103
PLEUROBRANCHAEA HEDGPETHI	5126020302	ALPHEUS AMBLYONYX	6179140104
ANADARA OVALIS	5506010202	LATREUTES FUCORUM	6179160601
ANADARA BAUGHMANI	5506010205	LATREUTES PARVULUS	6179160602
ATRINA SEMINUDA	5507020101	PROCESSA HEMPHILLI	6179170101
AEQUIPECTEN GLYPTUS	5509050803	PARAPANDALUS LONGICAUDA	6179180401
AMUSIUM POPYRACEUM	5509051101	PLESIONIKA TENUIPES	6179180501
FIMBRIA	55150401	STENOPUS SCUTELLATUS	6180010101
CYCLOCARDIA ARMILLA	5515170109	SCYLLARUS CHACEI	6182020102
EUCRASSATELLA SPECIOSA	5515200201	OXIOPSIS OXYPLEURA	6183020601
LAEVICARDIUM LAEVIGATUM	5515220402	CTENOICHELES	61830403
[USE 5515220302]	5515220501	PAGURIDAE	618306
MULINIA LATERALIS	5515250301	PAGURISTES SP. [USE ANOTH	61830601
MACOMA PULLEYI	5515310123	[USE 6183160105]	6183060105
TELLINA AEQUISTRIATA	5515310206	[USE 6183160106]	6183060106
PITAR CORDATUS	5515471202	[USE 6183160109]	6183060109
CHIONE CLENCHI	5515471501	PAGURUS	61830602

SOUTH TEXAS BASELINE MEGAFUNA CHECK LIST

NAME	NODC CODR	NAME	NODC CODE
PAGURUS POLLICARIS	6183060232	OVALIPES FLORIDANUS	6189010501
PAGURUS BULLISI	6183060235	PORTUNUS GIBBESI	6189010601
[USE 6183160301]	6183060801	PORTUNUS SPINICARPUS	6189010603
[USE 6183160303]	6183060803	PORTUNUS SPINIMANUS	6189010604
[USE 6183160501]	6183061201	HEXAPANOPEUS PAULENSIS	6189020602
PHIMOCHIRUS HOLTHUISI	6183061501	TETRAAXANTHUS	61890211
MUNIDA FORCEPS	6183100105	PILUMNUS	61890214
EUCERAMUS PRAELONGUS	6183120301	EUCRATODES AGASSIZII	6189021601
PORCELLANA	61831205	GONEPLACIDAE	618905
PORCELLANA SIGSBEIANA	6183120501	SPEOCARCINUS LOBATUS	6189050401
[USE 6185040101]	6185010201	PSEUDORHOMBILIA QUADRIDEN	6189050701
HYPOCONCHA SPINOSISSIMA	6185020103	CHASMOCARCINUS MISSISSIPP	6189050801
ETHUSA MICROPHTHALMA	6186010101	EUPHROSYNOPLAX CLAUSA	6189051101
CALAPPA SULCATA	6186020102	THALASSOPLAX ANGUSTA	6189051501
HEPATUS EPHELITICUS	6186020201	PACHYGRAPSUS TRANSVERSUS	6189070501
ACANTHOCARPUS ALEXANDRI	6186020401	PALICUS OBESUS	6189110102
PERSEPHONA CRINITA	6186030102	SQUILLA	61910101
PERSEPHONA MEDITERRANEA	6186030104	SQUILLA EMPUSA	6191010101
MYROPSIS QUINQUESPINOSA	6186030201	SQUILLA CHYDAEA	6191010102
ILIACANTHA LIODACTYLUS	6186030301	PARASQUILLA COCCINEA	6191020301
ILIACANTHA INTERMEDIA	6186030302	BRYOZOA	78
RANINOIDES LOUISIANENSIS	6186040201	LUIDIA CLATHRATA	8105010102
RANINOIDES LOEVIS	6186040202	LUIDIA ALTERNATA	8105010103
RANINOIDES LAMARCKI	6186040203	ASTROPECTEN	81060105
LIBINIA DUBIA	6187010901	ASTROPECTEN DUPLICATUS	8106010502
LIBINIA EMARGINATA	6187010902	ASTROPECTEN CINGULATUS	8106010506
COLLODES LEPTOCHELES	6187011002	TETHYASTER VESTITUS	8106010602
STENORYNCHUS SETICORNIS	6187011701	ANTHENOIDES PIERCEI	8111040801
PODOCHELA SIDNEYI	6187011902	ROSASTER ALEXANDRI	8111041001
ANASIMUS	61870120	OPHIUROIDEA	8120
STENOCIONOPS	61870124	ECHINOIDEA	8136
STENOCIONOPS SPINOSISSIMA	6187012403	CLYPEASTER RAVENELII	8153010103
PARTHENOPE SERRATA	6187020104	MOIRA ATROPOS	8162040201
LEIOLAMBRUS NITIDUS	6187020201	BRISSOPSIS ALTA	8163010301
MIMILAMBRIDAE	618705	MOLPADIA	81790101
ARENAEUS CRIBRARIUS	6189010101	STYELA	84060105
CALLINECTES SAPIDUS	6189010301	STYELA PLICATA	8406010511
CALLINECTES SIMILIS	6189010302	MOLGULA MANHATTENSIS	8406030108

APPENDIX 3.2. CENTRAL GULF PLATFORM STUDY MEGAFUNA

CENTRAL GULF PLATFORM STUDY MEGAFUNA

NAME	NODC CODE	NAME	NODC CODE
CERIANTHARIA	3743	ASYCHIS ELONGATA	5001630103
PENNATULIDAE	375402	CLYMENELLA TORQUATA	5001630202
PALYTHOA TEXAENSIS	3756010101	CLYMENELLA ZONALIS	5001630203
ACTINIARIA	3758	SABELLARIA VULGARIS	5001650202
ANTHOPEURA	37600102	AMPHARETE ACUTIFRONS	5001670208
PARANTHUS RAPIFORMIS	3760020201	AMPHARETE AMERICANA	5001670211
CALLIACTIS TRICOLOR	3760040101	TEREBELLIDES STROEMII	5001690101
NEMERTEA	43	CHONE	50017001
CEREBRATULUS LACTEUS	4303020209	HYDROIDES PROTULICOLA	5001730902
CEREBRATULUS LURIDUS	4303020210	ARCHITECTONICA NOBILIS	5103310101
HARMOTHOE	50010208	POLINICES DUPLICATUS	5103760407
LEPIDONOTUS SUBLEVIS	5001021104	SINUM PERSPECTIVUM	5103760501
LEPIDONOTUS VARIABILIS	5001021105	ANACHIS OBESA	5105030303
LEPIDASTHENIA	50010218	COSMIOCONCHA CALLIGLYPTA	5105030501
POLYODONTES LUPINA	5001030201	CANTHARUS CANCELLARIUS	5105040401
STHENELAIS BOA	5001060302	NASSARIUS ACUTUS	5105080106
GYPTIS VITTATA	5001210103	OLIVA SAYANA	5105100201
[USE 5001211502]	5001210402	TEREBRA DISLOCATA	5106040101
NEREIDAE	500124	NUCULANA CONCENTRICA	5502040213
CERATONEREIS IRRITABILIS	5001240103	ARCIDAE	550601
NEREIS SUCCINEA	5001240410	ANADARA TRANSVERSA	5506010201
NEPHTYS INCISA	5001250115	ANADARA OVALIS	5506010202
GLYCERA AMERICANA	5001270104	CYCLINELLA	55154710
GONIADIDAE	500128	AGRIOPOMA TEXASIANA	5515471401
DIOPATRA CUPREA	5001290201	CHIONE CLENCHI	5515471501
LUMBRINERIS TENUIS	5001310113	CORBULA CONTRACTA	5517020201
NINOE NIGRIPES	5001310204	PENAEUS AZTECUS	6177010101
[USE 5001360505]	5001360102	TRACHYPENAEUS	61770102
SPIONIDAE	500143	TRACHYPENAEUS SIMILIS	6177010202
POLYDORA	50014304	ACETES AMERICANUS	6177020101
POLYDORA SOCIALIS	5001430402	LEPTOCHELA BERMUDENSIS	6179050202
PARAPRIONOSPION PINNATA	5001431701	ALPHEUS FLORIDANUS	6179140103
MAGELONA ROSEA	5001440104	LATREUTES PARVULUS	6179160602
CIRRATULUS HEDGPETHI	5001500105	PROCESSA HEMPHILLI	6179170101
ARMANDIA MACULATA	5001580204	PAGURUS	61830602
NOTOMASTUS LATERICEUS	5001600306	PAGURUS POLLICARIS	6183060232
MALDANIDAE	500163	ALBUNEA PARETII	6183130201

CENTRAL GULF PLATFORM STUDY MEGAFUNA

NAME	NODC CODE	NAME	NODC CODE
HEPATUS EPHELITICUS	6186020201		
PERSEPHONA CRINITA	6186030102		
RANINOIDES LOUISIANENSIS	6186040201		
LEIOLAMBRUS NITIDUS	6187020201		
PORTUNUS GIBBESI	6189010601		
HEXAPANOPEUS PAULENSIS	6189020602		
SPEOCARCINUS LOBATUS	6189050401		
STOMATOPODA	6191		
SQUILLA	61910101		
SQUILLA EMPUSA	6191010101		
SQUILLA CHYDAEA	6191010102		
ASPIDOSIPHON	72000301		
CUPULADRIA	78150404		
ASTROPECTEN DUPLICATUS	8106010502		
OPHIUROIDEA	8120		
OPHIACTIS SAVIGNYI	8129020301		
AMPHIODIA ATRA	8129030102		
AMPHIPLUS CONIORTODES	8129030903		
SCHIZASTER ORBIGNYANUS	8162040301		
MOLPADIA CUBANA	8179010103		
PARACONGER CAUDILIMBATUS	8741120501		
CLUPEIDAE	874701		
SAURIDA BRASILIENSIS	8762020301		
ANTENNARIUS RADIOSUS	8787020203		
BREGMACEROS ATLANTICUS	8791020101		
GOBIONELLUS BOLEOSOMA	8847010501		
BOLLMANNIA COMMUNIS	8847011601		
SYMPHURUS PLAGIUSA	8858020101		

**APPENDIX 3.3. MISSISSIPPI-ALABAMA-FLORIDA STUDY
MEGAFUNA**

MISSISSIPPI-ALABAMA-FLORIDA STUDY MEGAFUNA CHECK LIST

	NAME	NODC CODE	NAME	NODC CODE
	ILEX	32550701	ELLISELLA BARBADENSIS	3751060101
	HAPLOSCLERIDA	3663	ELLISELLA ELONGATA	3751060104
	POECILOSCLERIDA	3664	SCLEROBELEMNON THESEUS	3753040101
	HALICHONDRIDA	3665	STEPHANOCOENIA MICHELINI	3765010101
	AXINELLIDAE	366501	MADRACIS ASPERULA	3765040101
	HYMENIACIDONIDAE	366503	MADRACIS DECACTIS	3765040102
	HADROMERIDA	3666	AGARICIA FRAGILIS	3766010202
	PLACOSPONGIIDAE	366605	SIDERASTREA SIDEREA	3766020101
	JASPIDAE	366701	PORITES DIVARICATA	3766060103
	CHORISTIDA	3668	CLADOCORA ARBUSCULA	3767010101
	CRANIPELLIDAE	366804	CLADOCORA DEBILIS	3767010102
	MILLEPORA ALCICORNIS	3708010101	SOLENASTREA HYADES	3767010201
	ANTIPATHIDAE	374201	MANICINA	37670105
	ANTIPATHES	37420101	MANICINA AREOLATA	3767010501
	NEOSPONGODES AGASSIZI	3747040301	PHYLLANGIA AMERICANA	3767020201
	NIDALIA OCCIDENTALIS	3747060101	[USE 3767030301]	3767020301
	DIODOGORGIA NODULIFERA	3750020101	OCULINA TENELLA	3767030101
175	SCLERACIS GUADALOUPENSIS	3751030401	OCULINA DIFFUSA	3767030103
	VILLOGORGIA NIGRESCENS	3751030501	DICHOCOENIA STOKESI	3767040101
	BEERYCE	37510306	DICHOCOENIA STELLARIS	3767040102
	BEERYCE GRANDIS	3751030601	ISOPHYLLIA SINUOSA	3767080201
	PLACOGORGIA	37510307	SCOLYMIA	37670804
	MURICEA	37510401	SCOLYMIA LACERA	3767080401
	MURICEA ELONGATA	3751040102	SCOLYMIA CUBENSIS	3767080402
	MURICEA LAXA	3751040103	CARYOPHYLLIDAE	376801
	EUNICEA	37510402	CARYOPHYLLIA	37680101
	EUNICEA CALYCVLATA	3751040201	CARYOPHYLLIA BERTERIANA	3768010104
	EUNICEA KNIGHTI	3751040203	CARYOPHYLLIA HOROLOGIVM	3768010105
	PLEXAURELLA	37510403	PARACYATHUS PULCHELLUS	3768010202
	PLEXAURELLA NUTANS	3751040301	DASMOSMILIA LYMANI	3768010301
	PSEUDOPLEXAURA WAGENAARI	3751040402	DELTOCYATHUS	37680104
	PLEXAURA FLEXOSA	3751040501	ANOMOCORA FECUNDA	3768010601
	GORGONIIDAE	375105	ASTEROSMILIA PROLIFERA	3768010901
	LEPTOGORGIA	37510501	POLYCYATHUS	37680110
	LEPTOGORGIA SETACEA	3751050101	TROCHOCYATHUS RAWSONI	3768011101
	LEPTOGORGIA EURYALE	3751050103	FLABELLUM FRAGILE	3768030101
	LOPHOGORGIA CARDINALIS	3751050202	JAVANIA CAILLETI	3768030201
	ELLISELLA	37510601	BALANOPHYLLIA FLORIDANA	3769010102

MISSISSIPPI-ALABAMA-FLORIDA STUDY MEGAFUNA CHECK LIST

NAME	NODC CODE	NAME	NODC CODE
RHIZOPSAMMIA MANUELENSIS	3769010201	NEREIS	50012404
DENDROPHYLLIA CORNUCOPIA	3769010301	NEPHTYIDAE	500125
NEMERTEA	43	NEPHTYS PICTA	5001250117
APHRODITIDAE	500101	NEPHTYS SQUAMOSA	5001250118
APHRODITA	50010101	GLYCERIDAE	500127
LAETMONICE	50010102	GLYCERA	50012701
POLYNOIDAE	500102	GLYCERA AMERICANA	5001270104
HARMOTHOE	50010208	GLYCERA OXYCEPHALA	5001270108
HARMOTHOE IMBRICATA	5001020806	GONIADA	50012802
[USE 5001021806]	5001021901	ONUPHIDAE	500129
HERMENIA VERRUCULOSA	5001023901	DIOPATRA CUPREA	5001290201
POLYODONTIDAE (POLYCHAETA)	50010312	EUNICIDAE	500130
POLYODONTES	50010302	EUNICE	50013001
POLYODONTES LUPINA	5001030201	EUNICE ANTENNATA	5001300108
EUPANTHALIS KINBERGI	5001030301	EUNICE WEBSTERI	5001300116
SIGALIONIDAE	500106	EUNICE CARIBOEA	5001300117
AMPHINOMIDAE	500110	EUNICE RUBRA	5001300119
CHLOEIA	50011001	LYSIDICE NINETTA	5001300301
CHLOEIA VIRIDIS	5001100102	LYSIDICE COLLARIS	5001300302
HERMODICE CARUNCULATA	5001100801	PALOLA SICILIENSIS	5001300401
PHERECARDIA STRIATA	5001100901	LUMBRINERIDAE	500131
PHYLLODOCIDAE	500113	LUMBRINERIS	50013101
ANAITIDES GROENLANDICA	5001130102	LUMBRINERIS INFLATA	5001310108
ANAITIDES PANAMENSIS	5001130111	LUMBRINERIS BREVIPES	5001310116
HESIONIDAE	500121	LUMBRINERIS COCCINEA	5001310125
PODARKE OBSCURA	5001211502	ARABELLIDAE	500133
HESIONE PICTA	5001211601	ARABELLA IRICOLOR	5001330201
SYNELMIS ALBINI	5001220502	LYSARETIDAE	500134
SYLLIDAE	500123	OENONE FULGIDA	5001340201
AUTOLYTUS PROLIFERA	5001230104	SPIONIDAE	500143
SYLLIS	50012303	SPIOCHAETOPTERUS	50014903
TYPOSYLLIS ALTERNATA	5001230501	THARYX	50015003
TYPOSYLLIS PROLIFERA	5001230524	OPHELIIDAE	500158
ODONTOSYLLIS	50012313	[USE 5001580605]	5001580103
NEREIDAE	500124	ARMANDIA MACULATA	5001580204
CERATONEREIS	50012401	CAPITELLIDAE	500160
CERATONEREIS MIRABILIS	5001240105	NOTOMASTUS LATERICEUS	5001600306
NEANTHES	50012403	DASYBRANCHUS	50016009

MISSISSIPPI-ALABAMA-FLORIDA STUDY MEGAFUNA CHECK LIST

NAME	NODC CODE	NAME	NODC CODE
MALDANIDAE	500163	CALLIOSTOMA MARIONAE	5102100107
OWENIIDAE	500164	CALLIOSTOMA PULCHRUM	5102100108
SABELLARIIDAE	500165	CALLIOSTOMA ROSEOLUM	5102100113
CISTENIDES REGALIS	5001660204	CALLIOSTOMA JAVANICUM	5102100115
AMPHARETIDAE	500167	CALLIOSTOMA JUJUBINUM	5102100116
AMPHARETE	50016702	CALLIOSTOMA BARBOURI	5102100165
MELINNA MACULATA	5001670504	SOLARIELLA LACUNELLA	5102100407
TEREBELLIDAE	500168	SOLARIELLA IRIS	5102100421
AMPHITRITE ORNATA	5001680102	EUCHELUS	51021010
PISTA PALMATA	5001680707	TURBINIDAE	510212
THELEPUS SETOSUS	5001681004	TURBO CASTANEA	5102120301
LOIMIA	50016820	ASTRAEA PHOEBIA	5102120401
LOIMIA VIRIDIS	5001682002	ASTRAEA AMERICANA	5102120402
TEREBELLIDES STROEMII	5001690101	ARENE BAIRDI	5102220101
SABELLIDAE	500170	ARENE BRIAREUS	5102220106
MEGALOMMA LOBIFERUM	5001700403	ZEBINA BROWNIANA	5103201301
SABELLA MELANOSTIGMA	5001700805	ARCHITECTONICA NOBILIS	5103310101
JASMINEIRA	50017017	TURRITELLIDAE	510333
HYPsicOMUS PHAEOTAENIA	5001702301	VERMICULARIA	51033303
SERPULIDAE	500173	VERMICULARIA SPIRATA	5103330301
HYDROIDES	50017309	VERMICULARIA KNORRI	5103330302
HYDROIDES PROTULICOLA	5001730902	TURRITELLA EXOLETA	5103330401
SPIROBRANCHUS GIGANTEA	5001731301	TURRITELLA ACROPORA	5103330403
POMATOCEROS	50017315	CAECUM VESTITUM	5103360314
VERMILIOPSIS	50017317	MODULUS MODULUS	5103430101
VERMILIOPSIS ANNULATA	5001731701	MODULUS DISCULUS	5103430102
PSEUDOVERMILIA	50017320	CERITHIIDAE	510346
PSEUDOVERMILIA OCCIDENTAL	50017320011	CERITHIOPSIS	51034602
HALIOTIS	51020301	CERITHIOPSIS CRYSTALLINUM	5103460211
FISSURELLIDAE	510204	CERITHIUM ATRATUM	5103460601
DIODORA CAYENENSIS	5102040402	CERITHIUM LITTERATUM	5103460602
DIODORA LISTERI	5102040405	CERITHIELLA METULA	5103460701
DIODORA SAYI	5102040408	TRIPHORA TURRISTHOMAE	5103480107
LUCAPINELLA LIMATULA	5102040601	EPITONIUM NOVANGLIAE	5103500112
EMARGINULA TUBERCULOSA	5102040804	NISO HENDERSONI	5103530402
LUCAPINA AEGIS	5102041303	STROMBUS ALATUS	5103580101
TROCHIDAE	510210	STROMBUS COSTATUS	5103580102
CALLIOSTOMA EUGLYPTUM	5102100106	MALLUVIUM BENTHOPHILUM	5103610101

MISSISSIPPI-ALABAMA-FLORIDA STUDY MEGAFaUNA CHECK LIST

178

NAME	NODC CODE	NAME	NODC CODE
CREPIDULA	51036402	OCENEBRA MINIROSEA	5105010208
CREPIDULA FORNICATA	5103640204	MUREX	51050110
CREPIDULA PLANA	5103640207	MUREX FULVESCENS	5105011001
CREPIDULA ACULEATA	5103640208	[USE 5105014101]	5105011003
CREPIDULA MACULOSA	5103640210	MUREX BEAUII	5105011005
CRUCIBULUM STRIATUM	5103640401	MUREX CABRITII	5105011007
CRUCIBULUM AURICULA	5103640402	MUREX TRYONI	5105011008
XENOPHORA CONCHYLIOPHORA	5103650101	MUREX CIBONEY	5105011011
TUGURIUM	51036502	MUREX DONMOOREI	5105011012
TUGURIUM CARIBAEUM	5103650201	MUREX HIDALGOI	5105011014
[USE 5103830201]	5103670201	CALOTROPHON	51050114
[USE 5103830205]	5103670205	CALOTROPHON OSTREARUM	5105011401
[USE 5103830206]	5103670206	MURICOPSIS OXYTATUS	5105011601
[USE 5103830207]	5103670207	POIRIERIA PAZI	5105011701
[USE 5103830208]	5103670208	PTEROPURPURA BEQUAERTI	5105011801
CYPRAEA CERVUS	5103710101	CORALLIOPHILA CARIBAEA	5105020101
CYPHOMA	51037201	COLUMBELLIDAE	510503
CYPHOMA MACGINTYI	5103720102	MITRELLA LUNATA	5105030207
CYPHOMA ALLENEAE	5103720103	MITRELLA RAVENELI	5105030209
SIMNIA UNIPLICATA	5103720202	ANACHIS OBESA	5105030303
ATLANTA PERONII	5103730104	ANACHIS LAFRESNAYI	5105030306
NATICA CANRENA	5103760205	ANACHIS FLORIDANA	5105030307
POLINICES LACTEUS	5103760412	BUCCINIDAE	510504
SINUM MACULATUM	5103760502	CANTHARUS CANCELLARIUS	5105040401
CASSIS	51037702	COLUBRARIA	51050407
PHALIUM GRANULATUM	5103770301	COLUBRARIA LANCEOLATA	5105040701
CYPRAEACASSIS TESTICULUS	5103770401	PISANIA TINCTA	5105040801
CYMATIIDAE	510378	ENGINA TURBINELLA	5105040901
CYMATIUM KREBSI	5103780203	ENGONIOPHOS UNICINCTUS	5105041001
CYMATIUM CINGULATUM	5103780207	BUSYCON COARCTATUM	5105070109
CYMATIUM PILEARE	5103780208	NASSARIUS	51050801
DISTORSIO CLATHRATA	5103780301	NASSARIUS VIBEX	5105080102
DISTORSIO PERDISTORTA	5103780303	NASSARIUS ALBUS	5105080108
CHARONIA VARIEGATA	5103780401	FASCIOLARIIDAE	510509
TONNA GALEA	5103800101	FASCIOLARIA LILIUM	5105090201
FICUS CAROLAE	5103810101	FASCIOLARIA TULIPA	5105090202
FICUS COMMUNIS	5103810102	FASCIOLARIA HUNTERIA	5105090203
MURICIDAE	510501	PLEUROPLOCA GIGANTEA	5105090301

MISSISSIPPI-ALABAMA-FLORIDA STUDY MEGAFUNA CHECK LIST

NAME	NODC CODE	NAME	NODC CODE
LATIRUS ANGULATUS	5105090401	CERODRILLIA THEA	5106022304
LATIRUS CARINIFER	5105090402	SPLENDRILLIA JANETAE	5106022503
FUSINUS	51050905	GLYPHOSTOMA GABBII	5106022901
FUSINUS TIMESSUS	5105090501	COMPSODRILLIA EUCOSMIA	5106023201
FUSINUS EUCOSMIUS	5105090502	CONUS	51060301
FUSINUS HELENÆ	5105090503	CONUS AUSTINI	5106030101
FUSINUS COUEI	5105090504	CONUS CLARKI	5106030102
FUSINUS DOWIANUS	5105090505	CONUS DAUCUS	5106030103
LEUCOZONIA NASSA	5105090601	CONUS DELESSERTII	5106030104
OLIVELLA	51051001	CONUS FLORIDANUS	5106030105
OLIVELLA WATERMANI	5105100106	CONUS MAZEI	5106030107
OLIVELLA ADELÆ	5105100107	CONUS STIMPSONI	5106030111
OLIVELLA FLORALIA	5105100108	CONUS JULIÆ	5106030112
OLIVA SAYANA	5105100201	TEREBRIDAE	510604
OLIVA SCRIPTA	5105100203	TEREBRA	51060401
SCAPHELLA JUNONIA	5105130201	TEREBRA DISLOCATA	5106040101
SCAPHELLA DUBIA	5105130202	TEREBRA FLORIDANA	5106040104
SCAPHELLA KIENERI	5105130203	TEREBRA GLOSSEMA	5106040106
CANCELLARIA RETICULATA	5105140204	ACTEOCINA CANDEI	5110040104
TRIGONOSTOMA TENERUM	5105140301	[USE 5110040121]	5110040401
MARGINELLA	51051502	PHILINE SAGRA	5110050106
MARGINELLA AUREOCINCTA	5105150203	CAVOLINIA TRIDENTATA	5113020105
MARGINELLA HARTLEYANUM	5105150204	SACOGLOSSA	5123
MARGINELLA VIRGINIANA	5105150205	APLYSIA	51240202
MARGINELLA CASSIS	5105150212	APLYSIA WILLCOXI	5124020201
[USE 5105150222]	5105150302	APLYSIA MORIO	5124020202
[USE 5105150702]	5105150501	APLYSIA JULIANA	5124020208
MITRIDAE	510601	PLEUROBRANCHAEA	51260203
VEXILLUM STYRIA	5106010205	PLEUROBRANCHAEA HEDGPETHI	5126020302
TURRIDAE	510602	ANISODORIS PREA	5130020203
KURTZIELLA DIOMEDEA	5106021105	[USE 5130070101]	5130030701
POLYSTIRA TELLEA	5106021201	PELTODORIS GREELEYI	5130030901
POLYSTIRA ALBIDA	5106021202	DENDRODORIDIDAE	513201
POLYSTIRA VIBEX	5106021203	DENDRODORIS WARTI	5132010102
NANNODIELLA VESPUCIANA	5106021301	CERBERILLA TANNA	5142030301
COCHLESPIRA RADIATA	5106021601	STENOPLAX RUGULATA	5303020803
HINDSICLAVA ALESIDOTA	5106021701	CHAETOPLEURA APICULATA	5303060103
DAPHNELLA	51060222	CALLOPLAX JANEIRENSIS	5303060201

MISSISSIPPI-ALABAMA-FLORIDA STUDY MEGAFUNA CHECK LIST

NAME	NODC CODE	NAME	NODC CODE
TONICIA	53030902	AMUSIUM PAPYRACEUM	5509051101
ACANTHOCHITONA	53040102	ARGOPECTEN GIBBUS	5509051201
ACANTHOCHITONA SPICULOSA	5304010204	LYROPECTEN NODOSUS	5509051301
NUCULANA ACUTA	5502040204	PLICATULIDAE	550906
YOLDIA SOLENOIDES	5502040514	PLICATULA GIBBOSA	5509060101
ANADARA TRANSVERSA	5506010201	SPONDYLIDAE	550907
ANADARA BAUGHMANI	5506010205	SPONDYLUS AMERICANUS	5509070101
ANADARA NOTABILIS	5506010206	SPONDYLUS ICTERICUS	5509070102
ARCA ZEBRA	5506010401	DIMYA ARGENTEA	5509080101
ARCA IMBRICATA	5506010402	ANOMIIDAE	550909
BARBATIA TENERA	5506010501	PODODESMUS RUDIS	5509090104
BARBATIA CANDIDA	5506010502	ANOMIA SIMPLEX	5509090202
BARBATIA DOMINGENSIS	5506010503	LIMA PELLUCIDA	5509100104
BARBATIA CANCELLARIA	5506010504	LIMA SCABRA	5509100108
ARCOPSIS ADAMSI	5506010601	[USE 5510020502]	5510020202
LIMOPSIS SULCATA	5506050104	[USE 5510020801]	5510020204
LIMOPSIS MINUTA	5506050106	LOPHA FRONS	5510020301
GLYCYMERIS PECTINATA	5506060105	LUCINIDAE	551501
GLYCYMERIS AMERICANA	5506060107	LUCINA RADIANS	5515010304
MYTILIDAE (MOLLUSCA)	550701	LINGA PENNSYLVANICA	5515010604
MUSCULUS LATERALIS	5507010413	DIPLODONTA PUNCTATA	5515050105
AMYGDALUM PAPHYRIUM	5507011001	CYRENOIDA FLORIDANA	5515060101
LIOBERUS CASTANEUS	5507011301	CARDITIDAE	551517
LITHOPHAGA BISUCULCATA	5507011401	CYCLOCARDIA ARMILLA	5515170109
LITHOPHAGA ARISTATA	5507011402	PLEUROMERIS TRIDENTATA	5515170701
LITHOPHAGA ANTILLARUM	5507011403	ASTARTE NANA	5515190118
LITHOPHAGA NIGRA	5507011404	CRASSINELLA MARTINICENSIS	5515200103
BOTULA FUSCA	5507011701	EUCRASSATELLA SPECIOSA	5515200201
ATRINA SEMINUDA	5507020101	SERRIPES LAPEROUSII	5515220202
PINNA CARNEA	5507020201	NEMOCARDIUM	55152203
PTERIA COLYMBUS	5509010201	NEMOCARDIUM PERAMABILE	5515220302
MALLEUS CANDEANUS	5509040101	NEMOCARDIUM TINCTUM	5515220303
CHLAMYS BENEDICTI	5509050108	LAEVICARDIUM MORTONI	5515220401
PECTEN RAVENELI	5509050402	LAEVICARDIUM LAEVIGATUM	5515220402
[USE 5509110202]	5509050503	LAEVICARDIUM PICTUM	5515220403
AEQUIPECTEN MUSCOSUS	5509050802	PAPYRIDEA SOLENIFORMIS	5515220901
AEQUIPECTEN GLYPTUS	5509050803	AMERICARDIA MEDIA	5515221002
[USE 5509051901]	5509050804	TELLINIDAE	551531

MISSISSIPPI-ALABAMA-FLORIDA STUDY MEGAFUNA CHECK LIST

NAME	NODC CODE	NAME	NODC CODE
MACOMA ELIMATA	5515310102	SPENGLERIA ROSTRATA	5517050201
MACOMA TENTA	5515310120	HIATELLA ARCTICA	5517060201
MACOMA CONSTRICTA	5515310121	JOUANNETIA QUILLINGI	5518010801
TELLINA AEQUISTRIATA	5515310206	LYONSIA BEANA	5520050208
TELLINA IRIS	5515310207	POROMYA GRANULATA	5520090104
TELLINA VERSICOLOR	5515310209	POROMYA ROSTRATA	5520090105
TELLINA ALTERNATA	5515310210	CARDIOMYA COSTELLATA	5520100107
TELLINA SQUAMIFERA	5515310213	CUSPIDARIA JEFFREYSI	5520100211
TELLINA LISTERI	5515310224	PLECTODON GRANULATUS	5520100501
SEMELE BELLASTRIATA	5515350102	VERTICORDIA FISCHERIANA	5520110303
SEMELE PROFICUA	5515350103	[USE 560101]	560001
SEMELE PURPURASCENS	5515350104	[USE 56010101]	56000101
SOLECURTUS CUMINGIANUS	5515360101	[USE 5601010301]	5600010104
SOLECURTUS SANCTAEMARTHAE	5515360102	[USE 5601010106]	5600010108
CORALLIOPHAGA CORALLIOPHA	55154201011	[USE 5601010109]	5600010111
VENERIDAE	551547	[USE 5601010302]	5600010113
CYCLINELLA TENUIS	5515471001	[USE 5601010113]	5600010117
MERCENARIA CAMPECHIENSIS	5515471102	[USE 5602040110]	5600020110
PITAR CORDATUS	5515471202	ROSSIA	57040201
PITAR FULMINATUS	5515471204	ROSSIA TENERA	5704020102
CHIONE GRUS	5515471502	ROSSIA EQUALIS	5704020103
CHIONE CANCELLATA	5515471503	LOLIGO PEALEII	5706010102
CHIONE LATILIRATA	5515471506	LOLLIGUNCULA BREVIS	5706010201
MACROCALLISTA MACULATA	5515471801	DORYTEUTHIS PLEII	5706010301
CALLISTA EUCYMATA	5515471901	ILLEX COINDETI	5707150302
VENUS FASCIATA	5515472103	OCTOPODIDAE	570801
VENTRICOLARIA RUGATINA	5515472201	BENTHOCTOPUS JANUARI	5708010101
ANOMALOCARDIA AUBERIANA	5515472301	OCTOPUS	57080102
CIRCUMPHALUS STRIGILLINUS	5515472401	OCTOPUS VULGARIS	5708010202
CHAMA MACEROPHYLLA	5515510101	OCTOPUS JOUBINI	5708010204
CHAMA CONGREGATA	5515510102	OCTOPUS BURRYI	5708010207
ARCINELLA CORNUTA	5515510201	NYMPHON FLORIDANUM	6001010109
CORBULA	55170202	CHELIA	60010402
CORBULA CONTRACTA	5517020201	EURYCYDE	60010405
CORBULA DIETZIANA	5517020203	ASCORHYNCHUS	60010409
CORBULA KREBSIANA	5517020204	ANOPLDACTYLUS LENTUS	6001060204
CORBULA CYMELLA	5517020208	ANOPLDACTYLUS INSIGNIS	6001060207
GASTROCHAENA HIANIS	5517050101	PALLENOPSIS SCHMIDTI	6001090101

MISSISSIPPI-ALABAMA-FLORIDA STUDY MEGAFUNA CHECK LIST

NAME	NODC CODE	NAME	NODC CODE
PONTOGENEIA	61692012	TYPTON PRIONURUS	6179110903
DECAPODA	6175	TYPTON TORTUGAE	6179110904
PENAEUS AZTECUS	6177010101	TYPTON VULCANUS	6179110905
PENAEUS DUORARUM	6177010102	PSEUDOCOUTIEREA	61791110
METAPENAEOPSIS GOODEI	6177010301	ANCHISTIOIDES ANTIGUENSIS	6179111101
SICYONIA SP [USE ANOTHER	61770104	LIPKIUS HOLTHUISI	6179111201
[USE 6177040101]	6177010401	GNATHOPHYLLUM MODESTUM	6179120101
[USE 6177040102]	6177010402	ALPHEUS	61791401
[USE 6177040106]	6177010406	ALPHEUS NORMANNI	6179140102
[USE 6177040108]	6177010408	ALPHEUS FLORIDANUS	6179140103
PARAPENAEUS LONGIROSTRIS	6177010501	ALPHEUS AMBLYONYX	6179140104
[USE 6177030501]	6177010601	ALPHEUS FORMOSUS	6179140105
[USE 6177030502]	6177010602	ALPHEUS MACROCHELES	6179140106
[USE 6177030504]	6177010604	ALPHEUS PARACRINITUS	6179140110
MESOPENAEUS	61770301	AUTOMATE	61791403
MESOPENAEUS TROPICALIS	6177030101	AUTOMATE EVERMANNI	6179140301
LEPTOCHELA	61790502	ALPHEOPSIS	61791405
LEPTOCHELA SERRATORBITA	6179050201	ALPHEOPSIS LABIS	6179140501
LEPTOCHELA PAPULATA	6179050203	SYNALPHEUS	61791406
LEPTOCHELA CARINATA	6179050204	SYNALPHEUS TOWNSENDI	6179140601
DISCCIDAS SP.	617907014	SYNALPHEUS LONGICARPUS	6179140603
[USE 6179060201]	6179070101	SYNALPHEUS MINUS	6179140605
PERICLIMENES	61791104	SYNALPHEUS PANDIONIS	6179140608
PERICLIMENES AMERICANUS	6179110401	SYNALPHEUS BOUSFIELDI	6179140610
PERICLIMENES IRIDESCENS	6179110402	SYNALPHEUS BROOKSI	6179140611
PERICLIMENES PERRYAE	6179110405	SYNALPHEUS HEMPHILLI	6179140613
PERICLIMENES PANDIONIS	6179110409	SYNALPHEUS HERRICKI	6179140614
PONTONIA	61791105	SYNALPHEUS AGELAS	6179140615
PONTONIA MARGARITA	6179110502	LEPTODIUS AGASSIZI	6179161001
NEOPONTONIDES BEAUFORTENS	6179110601	LYSMATA INTERMEDIA	6179161102
PERICLIMENAEUS	61791107	LYSMATA RATHBUNAE	6179161103
PERICLIMENAEUS SCHMITTI	6179110701	LYSMATA GRABHAMI	6179161104
PERICLIMENAEUS WILSONI	6179110706	TOZEUMA SERRATUM	6179161202
PERICLIMENAEUS BERMUDENSI	6179110708	THOR	61791614
PERICLIMENAEUS BREDINI	6179110709	THOR MANNINGI	6179161402
PERICLIMENAEUS ATLANTICUS	6179110710	THOR AMBOINENSIS	6179161403
[USE 6179110702]	6179110711	TRACHYCARIS RESTRICTUS	6179161501
TYPTON CARNEUS	6179110902	PROCESSA HEMPHILLI	6179170101

MISSISSIPPI-ALABAMA-FLORIDA STUDY MEGAFUNA CHECK LIST

NAME	NODC CODE	NAME	NODC CODE
PROCESSA BERMUDENSIS	6179170102	PYLOPAGURUS CORALLINUS	6183061302
PROCESSA VICINA	6179170103	PYLOPAGURUS ROSACEUS	6183061303
PROCESSA TENUIPES	6179170104	PHIMOCHIRUS HOLTHUISI	6183061501
PROCESSA PROFUNDA	6179170107	PHIMOCHIRUS OPERCULATUS	6183061503
PARAPANDALUS LONGICAUDA	6179180401	IRIDOPAGURUS	61830616
PANTOMUS PARVULUS	6179180701	IRIDOPAGURUS DISPAR	6183061601
PONTOPHILUS	61792206	IRIDOPAGURUS CARIBBENSIS	6183061602
PONTOPHILUS BREVIROSTRIS	6179220601	IRIDOPAGURUS VIOLACEUS	6183061603
PARAPYLOCHELES	61792301	AGARICOCHEIRUS ALEXANDREI	6183061702
STENOPUS SCUTELLATUS	6180010101	SOLENOPAGURUS LINEATUS	6183062001
STENOPUS SPINOSUS	6180010103	[USE 6183160601]	6183062101
SCYLLARUS DEPRESSUS	6182020101	OSTRACONOTUS SPATULIPES	6183062201
SCYLLARUS CHACEI	6182020102	MUNIDA	61831001
SCYLLARUS AMERICANUS	6182020104	MUNIDA IRIS	6183100102
SCYLLARIDES NODIFER	6182020202	MUNIDA FORCEPS	6183100105
UPOGEBIA SP.	61830401	MUNIDA PUSILLA	6183100106
[USE 6183170104]	6183040104	MUNIDA IRRASA	6183100108
PAGURISTES SP.	61830601	MUNIDA NUDA	6183100110
[USE 6183160103]	6183060103	MUNIDA SPINIFRONS	6183100111
[USE 6183160106]	6183060106	MUNIDA BENEDICTI	6183100113
[USE 6183160108]	6183060108	MUNIDA ELFINA	6183100114
[USE 6183160109]	6183060109	MUNIDA FLINTI	6183100116
[USE 6183160110]	6183060110	MUNIDA SPINOSA	6183100117
[USE 6183160111]	6183060111	MUNIDA STIMPSONI	6183100118
[USE 6183160112]	6183060112	MUNIDA SUBCAECA	6183100119
[USE 6183160114]	6183060114	MUNIDOPSIS SQUAMOSA	6183100204
[USE 6183160115]	6183060115	GALATHEA ROSTRATA	6183100301
PAGURUS	61830602	PORCELLANIDAE	618312
PAGURUS BRANDTI	6183060221	PACHYCHELES RUGIMANUS	6183120203
PAGURUS DALLI	6183060223	PACHYCHELES ACKLEIANUS	6183120204
PAGURUS CAROLINENSIS	6183060242	EUCERAMUS PRAELONGUS	6183120301
PAGURUS PIERCEI	6183060245	PORCELLANA	61831205
[USE 6183160301]	6183060801	PORCELLANA SIGSBEIANA	6183120501
[USE 6183160302]	6183060802	ALBUNEA PARETII	6183130201
[USE 6183160303]	6183060803	ZYGOPA MICHAELIS	6183130301
[USE 6183160501]	6183061201	BRACHYURA	6184
PYLOPAGURUS	61830613	[USE 6185040101]	6185010201
PYLOPAGURUS DISCOIDALIS	6183061301	HYPOCONCHA ARCUATA	6185020101

MISSISSIPPI-ALABAMA-FLORIDA STUDY MEGAFUNA CHECK LIST

NAME	NODC CODE	NAME	NODC CODE
HYPOCONCHA SABULOSA	6185020102	PODOCHELA LAMELLIGERA	6187011901
HYPOCONCHA SPINOSISSIMA	6185020103	PODOCHELA SIDNEYI	6187011902
DROMIA ERYTHROPUS	6185020201	PODOCHELA RIISEI	6187011903
DROMIDIA ANTILLENIS	6185020301	PODOCHELA GRACILIPES	6187011904
ETHUSA MICROPHALMA	6186010101	ANASIMUS LATUS	6187012001
CLYTHROCERUS SP.	618601021	MACROCOELOMA	61870121
[USE 6184010102]	6186010202	MACROCOELOMA SEPTEMSPINOS	6187012103
[USE 6184010201]	6186010301	PYROMAIA ARACHNA	6187012301
CALAPPA FLAMMEA	6186020101	PYROMAIA CUSPIDATA	6187012302
CALAPPA SULCATA	6186020102	STENOCIONOPS	61870124
CALAPPA ANGUSTA	6186020105	STENOCIONOPS SPINIMANA	6187012402
HEPATUS EPHELITICUS	6186020201	STENOCIONOPS SPINOSISSIMA	6187012403
OSACHILA	61860203	MITHRAX PLEURACANTHUS	6187012503
OSACHILA TUBEROSA	6186020301	MITHRAX ACUTICORNIS	6187012504
OSACHILA SEMILEVIS	6186020302	BATRACHONOTUS FRAGOSUS	6187012801
ACANTHOCARPUS ALEXANDRI	6186020401	HEMUS CRISTULIPES	6187012901
CYCLOES BAIRDI	6186020501	SPHENOCARCINUS CORROSUS	6187013501
LEUCOSIIDAE	618603	AEPINUS SEPTEMSPINOSUS	6187013601
MYROPSIS QUINQUESPINOSA	6186030201	ARACHNOPSIS FILIPES	6187013701
ILIACANTHA LIODACTYLUS	6186030301	MOCOSOA CREBRIPUNCTATA	6187013801
ILIACANTHA INTERMEDIA	6186030302	PARTHENOPIIDAE	618702
ILIACANTHA SUBGLOBOSA	6186030303	PARTHENOPE POURTALESI	6187020101
EBALIA CARIOSIA	6186030403	PARTHENOPE FRATERCULUS	6187020102
EBALIA STIMPSONI	6186030404	PARTHENOPE AGONA	6187020103
SPELOEOPHORUS PONTIFER	6186030502	PARTHENOPE SERRATA	6187020104
CALLIDACTYLUS ASPER	6186030701	PARTHENOPE GRANULATA	6187020105
LITHADIA CADAVEROSA	6186030801	MESORHOEA SEXSPINOSA	6187020301
LYREIDUS BAIRDI	6186040101	SOLENOLAMBRUS	61870204
RANINOIDES LOEVIS	6186040202	SOLENOLAMBRUS TYPICUS	6187020401
RANILIA MURICATA	6186040401	PORTUNIDAE	618901
RANILIA CONSTRICTA	6186040402	CRONIUS RUBER	6189010401
SYMETHIS VARIOLOSA	6186040501	OVALIPES FLORIDANUS	6189010501
COLLODES LEPTOCHELES	6187011002	OVALIPES OCELLATUS	6189010502
COLLODES TRISPINOSUS	6187011003	PORTUNUS	61890106
EUPROGNATHA RASTELLIFERA	6187011101	PORTUNUS GIBBESI	6189010601
HETEROCRYPTA	61870112	PORTUNUS SAYI	6189010602
STENORYNCHUS SETICORNIS	6187011701	PORTUNUS SPINICARPUS	6189010603
PODOCHELA	61870119	PORTUNUS SPINIMANUS	6189010604

MISSISSIPPI-ALABAMA-FLORIDA STUDY MEGAFUNA CHECK LIST

NAME	NODC CODE	NAME	NODC CODE
PORTUNUS ORDWAYI	6189010608	EUCHIROGRAPSUS AMERICANUS	6189070601
PORTUNUS FLORIDANUS	6189010609	PALICUS ALTERNATUS	6189110101
XANTHIDAE	618902	PALICUS OBESUS	6189110102
TETRAXANTHUS BIDENTATUS	6189021101	PALICUS FAXONI	6189110103
MICROPANOPE	61890212	PALICUS SICA	6189110105
MICROPANOPE NUTTINGI	6189021201	PALICUS AFFINIS	6189110106
MICROPANOPE SCULPTIPES	6189021202	STOMATOPODA	6191
MICROPANOPE PUSILLA	6189021204	SQUILLA	61910101
MICROPANOPE LOBIFRONS	6189021205	SQUILLA EMPUSA	6191010101
MICROPANOPE BARBADENSIS	6189021207	SQUILLA CHYDAEA	6191010102
MICROPANOPE LATA	6189021208	SQUILLA EDENTATA	6191010105
MICROPANOPE SPINIPES	6189021209	SQUILLA HEPTACANTHA	6191010106
PILUMNUS	61890214	SQUILLA RUGOSA	6191010107
PILUMNUS FLORIDANUS	6189021401	SQUILLA DECEPTRIX	6191010108
PILUMNUS SAYI	6189021403	NANNOSQUILLA	61910102
PILUMNUS DASYPODUS	6189021405	PLATYSQUILLA	61910103
PILUMNUS GEMMATUS	6189021406	MEIOSQUILLA QUADRIDENS	6191010401
PILUMNUS GRACILIPES	6189021407	MEIOSQUILLA SCHMITTI	6191010402
PSEUDOMEDAEUS DISTINCTUS	6189021502	GONODACTYLUS BREDINI	6191020101
CARPOPORUS PAPULOSUS	6189021801	PARASQUILLA	61910203
NANOPLAX XANTHIFORMIS	6189021901	PARASQUILLA COCCINEA	6191020301
LOBOPILUMNUS AGASSIZI	6189022101	LYSIOSQUILLIDAE	619103
GLYPTOXANTHUS EROSUS	6189022201	LYSIOSQUILLA SCABRICAUDA	6191030102
MELYBIA THALAMITA	6189022301	EURYSQUILLA PLUMATA	6191040101
GONEPLACIDAE	618905	SIPUNCULA	72
GONEPLAX HIRSUTA	6189050301	ECHIURA	73
SPEOCARCINUS LOBATUS	6189050401	LUIDIA CLATHRATA	8105010102
EURYPLAX NITIDA	6189050501	LUIDIA ALTERNATA	8105010103
CHASMOCARCINUS OBLIQUUS	6189050803	LUIDIA ELEGANS	8105010107
PILUMNOPLAX	61890514	LUIDIA SAGAMINA	8105010108
PILUMNOPLAX ELATA	6189051401	LUIDIA BARBADENSIS	8105010109
DISSODACTYLUS MELLITAE	6189060101	ASTROPECTEN	81060105
DISSODACTYLUS ENCOPEI	6189060102	ASTROPECTEN DUPLICATUS	8106010502
PINNOTHERES MACULATUS	6189060201	ASTROPECTEN ARTICULATUS	8106010504
PINNOTHERES SHOEMAKERI	6189060206	ASTROPECTEN NITIDUS	8106010507
PINNIXA FLORIDANA	6189060414	TETHYASTER GRANDIS	8106010601
PARAPINNIXA	61890605	TETHYASTER VESTITUS	8106010602
PARAPINNIXA HENDERSONI	6189060501	PECTINASTER MIXTUS	8108010401

MISSISSIPPI-ALABAMA-FLORIDA STUDY MEGAFUNA CHECK LIST

186

NAME	NODC CODE	NAME	NODC CODE
CHAETASTER NODOSUS	8111020101	AMPHIODIA	81290301
PSEUDARCHASTER TESSELLATUS	8111040604	AMPHIODIA TRYCHNA	8129030105
GONIASTER TESSELLATUS	8111040701	AMPHIODIA PULCHELLA	8129030106
ANTHENOIDES PIERCEI	8111040801	AMPHIPHOLIS	81290302
TOSIA PARVA	8111040901	AMPHIPHOLIS PACHYBACTERA	8129030203
ROSASTER ALEXANDRI	8111041001	AMPHIPHOLIS GRACILLIMA	8129030205
OREASTER RETICULATUS	8111050101	OPHIOPHRAGMUS	81290306
NARCISSIA TRIGONARIA	8111060101	OPHIOPHRAGMUS URTICA	8129030601
LINCKIA	81110602	OPHIOPHRAGMUS PULCHER	8129030604
LINCKIA BOUVIERI	8111060202	OPHIOPHRAGMUS SEPTUS	8129030605
HENRICIA	81140401	AMPHIPLUS	81290309
ECHINASTER	81140403	AMPHIURA	81290310
ECHINASTER BRASILIENSIS	8114040304	AMPHIURA STIMPSONI	8129031007
COSCINASTERIAS TENUISPINA	8117031901	AMPHIURA FIBULATA	8129031009
OPHIOMYXA TUMIDA	8124010202	AMPHIURA PALMERI	8129031010
ASTEROSHEMA	81250201	OPHIOSTIGMA ISACANTHUM	8129031401
ASTEROSHEMA INTECTUM	8125020101	OPHIONEREIS	81290316
ASTROPHYTON MURICATUM	8125030301	OPHIOTHRIX	81290401
ASTROPORPA ANNULATA	8125030401	OPHIOTHRIX ANGULATA	8129040102
ASTROCYCLUS	81250305	OPHIOTHRIX SUENSONII	8129040104
ASTROCYCLUS CAECILIA	8125030501	OPHIOTHRIX LINEATA	8129040105
OPHIURA ACERVATA	8127010615	EUCIDARIS TRIBULOIDES	8138010101
OPHIOMUSIUM EBURNEUM	8127010702	STYLOCIDARIS AFFINIS	8138010301
OPHIOLEPIS ELEGANS	8127011001	ARAEOSOMA VIOLACEUM	8141010301
OPHIODERMA	81270501	DIADEMA ANTILLARUM	8142010301
OPHIODERMA APPRESUM	8127050103	ARBACIA PUNCTULATA	8147010101
OPHIODERMA JANUARI	8127050104	COELOPLEURUS FLORIDANUS	8147010201
OPHIODERMA PALLIDUM	8127050105	LYTECHINUS VARIEGATUS	8148020101
OPHIODERMA PHOENIUM	8127050106	CLYPEASTER	81530101
OPHIOPAEPALE GOESIANA	8127050201	CLYPEASTER SUBDEPRESSUS	8153010102
OPHIACANTHA ADIAPHORA	8128010101	CLYPEASTER RAVENELII	8153010103
OPHIACTIDAE	812902	CLYPEASTER CHESHERI	8153010106
OPHIOPHOLIS ACULEATA	8129020101	CLYPEASTER DURANDI	8153010108
OPHIOPHOLIS BAKERI	8129020102	ENCOPE	81550402
OPHIACTIS	81290203	ENCOPE MICHELINI	8155040202
OPHIACTIS SAVIGNYI	8129020301	ECHINOLAMPAS DEPRESSA	8158010101
OPHIACTIS ALGICOLA	8129020302	SCHIZASTER ORBIGNYANUS	8162040301
AMPHIURIDAE	812903	MEOMA VENTRICOSA	8163010101

MISSISSIPPI-ALABAMA-FLORIDA STUDY MEGAFUNA CHECK LIST

NAME	NODC CODE	NAME	NODC CODE
PLAGIOBRISSUS GRANDIS	8163010201		
BRISSOPSIS ELONGATA	8163010302		
PSOLIDIUM BULLATUM	8172030101		
PSOLUS TUBERCULOSUS	8172030208		
CUCUMARIIDAE	817206		
STICHOPODIDAE	817502		
MOLPADIA CUBANA	8179010103		
COMACTINA MERIDIONALIS	8190010101		
BRANCHIOSTOMA CARIBAEUM	8500010101		

APPENDIX 3.4. SOUTHWEST FLORIDA STUDY MEGAFUNA

SOUTHWEST FLORIDA STUDY MEGAFUNA CHECKLIST

NAME	NODC CODE	NAME	NODC CODE
CYANOPHYCOTA	03	ACETABULARIA CREMULATA	0813010105
MICROCOLEUS LYNGBYACEUS	0304010402	STRUVEA	08140201
SCHIZOTHRIX MEXICANA	0304010805	STRUVEA PULCHERRIMA	0814020101
CHLOROPHYCOTA	08	MICRODICTYON BOERGESENII	0814020204
OSTREOBIMUM QUEKETTII	0803040101	VALONIA	08140204
ANADYOMENE MENZIESI	0808020102	VALONIA VENTRICOSA	0814020402
CAULERPALES	0809	CYSTODICTYON	08140206
CODIUM	08090301	CYSTODICTYON PAVONIUM	0814020601
CODIUM ISTHMOCLADUM	0809030113	PHAEOPHYCOPHYTA	15
CODIUM REPENS	0809030120	SPHACELARIA	15040102
HALIMEDA	08090303	HALOPTERIS FILICINA	1504020101
HALIMEDA DISCOIDEA	0809030301	DICTYOPTERIS	15070101
HALIMEDA INCRASSATA	0809030302	DICTYOPTERIS MEMBRANACEA	1507010102
HALIMEDA GRACILIS	0809030305	DICTYOPTERIS DELICATULA	1507010104
HALIMEDA SCABRA	0809030308	DICTYOPTERIS JUSTII	1507010108
UDOTEA	08090304	DICTYOTA	15070102
UDOTEA CYATHIFORMIS	0809030401	DICTYOTA CERVICORNIS	1507010204
UDOTEA CONGLUTINATA	0809030404	DICTYOTA LINEARIS	1507010205
UDOTEA FLABELLUM	0809030405	DICTYOTA DIVARICATA	1507010210
UDOTEA SPINULOSA	0809030407	DICTYOTA INDICA	1507010213
AVRAINVILLEA	08090306	PADINA PROFUNDA	1507010402
AVRAINVILLEA LONGICAULIS	0809030601	LOBOPHORA	15070110
AVRAINVILLEA ASARIFOLIA	0809030602	LOBOPHORA VARIEGATA	1507011001
AVRAINVILLEA NIGRICANS	0809030603	SARGASSACEAE	151004
PENICILLUS CAPITATUS	0809030701	SARGASSUM	15100401
PENICILLUS PYRIFORMIS	0809030702	SARGASSUM NATANS	1510040102
RHIPOCEPHALUS PHOENIX	0809030801	SARGASSUM HYSTRIX	1510040103
PSEUDOCODIUM FLORIDANUM	0809030901	SARGASSUM FILIPENDULA	1510040106
CAULERPA	08090501	SARGASSUM FLUITANS	1510040107
CAULERPA TAXIFOLIA	0809050104	SARGASSUM VULGARE	1510040109
CAULERPA SERTULAROIDES	0809050107	SARGASSUM BERMUDENSE	1510040115
CAULERPA CUPRESSOIDES	0809050111	SARGASSUM POLYCERATIUM	1510040116
CAULERPA MEXICANA	0809050113	SARGASSUM PTEROPLEURON	1510040117
CAULERPA ASHMEADI	0809050115	SPOROCHNUS	15110102
CAULERPA MICROPHYSA	0809050116	SPOROCHNUS PEDUNCULATUS	1511010201
CAULERPA PELTATA	0809050117	SPOROCHNUS BOLLEANUS	1511010202
PALMELLOPSIDACEAE	081201	NEREIA TROPICA	1511010301

SOUTHWEST FLORIDA STUDY MEGAFUNA CHECKLIST

192

NAME	NODC CODE	NAME	NODC CODE
ROSENVINGEA INTRICATA	1512010502	AMPHIROA	16090724
RHODOPHYCOTA	16	PHYMATOLITHON CALCAREUM	1609072602
WURDEMANNIA MINIATA	1607090101	GONIOLITHON	16090731
ETHELIA	16080105	GONIOLITHON STRICTUM	1609073101
AGARDHIELLA RAMOSISSIMA	1608020502	CRYPTONEMIACEAE	160909
AGARDHIELLA SUBULATA	1608020503	CRYPTONEMIA	16090901
SOLIERIA TENERA	1608020802	CRYPTONEMIA OBOVATA	1609090101
EUCHEUMA ISIFORME	1608020901	HALYMENIA BERMUDENSIS	1609090509
EUCHEUMA ECHINOCARPUM	1608020903	HALYMENIA FLORESIA	1609090510
EUCHEUMA ACANTHOCLADUM	1608020904	HALYMENIA GELINARIA	1609090511
MERISTOTHECA FLORIDANA	1608021001	HALYMENIA VINACEA	1609090519
PLOCAMIUM BRASILIENSE	1608050107	KALLYMENIA WESTI	1609100407
RHODOPHYLLIS	16080504	CHAMPYA PARVULA	1610010101
GRACILARIA	16080701	LOMENTARIA BAILEYANA	1610010201
GRACILARIA VERRUCOSA	1608070102	RHODYMENIACEAE	161002
GRACILARIA BURSA-PASTORIS	1608070107	RHODYMENIA	16100202
GRACILARIA MAMMILLARIS	1608070108	RHODYMENIA PSEUDOPALMATA	1610020211
GRACILARIA BLODGETTI	1608070109	RHODYMENIA DIVARICATA	1610020212
GRACILARIA CURTISSIAE	1608070110	RHODYMENIA OCCIDENTALIS	1610020240
GRACILARIA CYLINDRICA	1608070111	BOTRYOCLADIA	16100204
GRACILARIA DEBILIS	1608070112	BOTRYOCLADIA OCCIDENTALIS	1610020404
GRACILARIA CERVICORNIS	1608070132	FAUCHEA	16100206
GRACILARIA ARMATA	1608070133	FAUCHEA HASSLERI	1610020604
PETROGLOSSUM UNDULATUM	1608090603	LEPTOFAUCHEA	16100209
CRYPTONEMIALES	1609	MARIPELTA	16100213
SQUAMARIAACEAE	160901	AGARDHINULA BROWNEAE	1610021401
PEYSSONNELIA	16090103	CHRYSYMENIA	16100215
PEYSSONNELIA RUBRA	1609010304	CHRYSYMENIA ENTEROMORPHA	1610021501
CORALLINACEAE	160907	GLOIODERMA ATLANTICA	1610021601
JANIA ADHAERENS	1609070501	CRYPTARACHNE	16100218
JANIA CAPILLACEA	1609070507	CRYPTARACHNE AGARDHII	1610021801
LITHOPHYLLUM	16090706	HALICHRYSIS	16100219
LITHOPHYLLUM PUSTULATUM	1609070614	SPYRIDIA FILAMENTOSA	1611010601
LITHOTHAMNIUM	16090707	APOGLOSSUM RUSCIFOLIUM	1611020401
LITHOTHAMNIUM OCCIDENTALE	1609070714	HYPOGLOSSUM TENUIFOLIUM	1611021002
LITHOTHAMNIUM SYNTROPHICUM	1609070724	DASYA	16110301
MELOBESIA	16090708	DASYA CORYMBIFERA	1611030103

SOUTHWEST FLORIDA STUDY MEGAFUNA CHECKLIST

NAME	NODC CODE	NAME	NODC CODE
DASYA BAILLOUVIANA	1611030106	DEMOSPONGIAE	3660
DASYA COLLINSIANA	1611030108	DICTYOCERATIDA	3661
DASYOPSIS SPINULIGERA	1611030601	SPONGIIDAE	366101
POLYSIPHONIA BINNEYI	1611040148	SPONGIA	36610101
LAURENCIA	16110404	IRCINIA	36610110
LAURENCIA OBTUSA	1611040412	IRCINIA CAMPANA	3661011001
LAURENCIA INTRICATA	1611040435	IRCINIA FELIX	3661011002
CHONDRIA	16110410	IRCINIA STROBILINA	3661011004
CHONDRIA FLORIDANA	1611041014	OLIGOCERAS	36610111
CHONDRIA CNICOPHYLLA	1611041016	APLYSINA	36610112
LOPHOCLADIA TRICHOCLADOS	1611042401	APLYSINA LACUNOSA	3661011201
WRIGHTIELLA TUMANOWICZII	1611042601	APLYSINA FISTULARIS	3661011202
WRIGHTIELLA BLODGETTI	1611042602	HYATTELLA INTESTINALIS	3661011401
WALDOIA ANTILLANA	1611042901	HYRTIOS	36610116
ANEMONE	32080102	HYRTIOS LACHNE	3661011601
THALASSIA TESTUDINUM	3305010401	DENDROCERATIDA	3662
HALOPHILA DECIPIENS	3305010603	DYSIDEA	36620101
HALODULE BEAUDETTEI	3306080301	DYSIDEA FRAGILIS	3662010101
SYRINGODIUM FILIFORME	3306090102	DYSIDEA ETHEREA	3662010103
FORAMINIFERIDA	3448	DYSIDEA AVARA	3662010104
ARCHAIAS	34522501	EURYSPONGIA ROSEA	3662010306
DIDINIUM	35160101	AIOLOCHROIA CRASSA	3662010501
PORIFERA	36	CHELONAPLYSILLA	36620304
CALCAREA	3601	IGERNELLA	36620305
CLATHRINA	36030101	IGERNELLA NOTABILIS	3662030501
CLATHRINA CORIACEA	3603010101	HALISARCA	36620401
LEUCETTIDA	3604	HALISARCA PURPURA	3662040102
LEUCETTA	36040104	HAPLOSCLERIDA	3663
LEUCETTA FLORIDANA	3604010401	HALICLONIDAE	366302
LEUCOSOLENIA	36070101	HALICLONA	36630201
APHROCERAS ENSATA	3608031811	HALICLONA VIRIDIS	3663020107
HEXASTEROPHORA	3632	HALICLONA COMPRESSA	3663020111
FARREA	36320101	HALICLONA MOLITBA	3663020112
EURETE	36320202	CRIBROCHALINA	36630202
DACTYLOCALYX PUMICEUS	3632020801	GELLIUS	36630203
HEXACTINELLA	36320302	SPINOSELLA	36630206
AULOCYSTIS ZITTELI	3632070101	SPINOSELLA PLICIFERA	3663020602

SOUTHWEST FLORIDA STUDY MEGAFUNA CHECKLIST

NAME	NODC CODE	NAME	NODC CODE
XESTOSPONGIA	36630303	ACARNUS	36641101
XESTOSPONGIA SUBTRIANGULA	3663030302	FORCEPIA	36641105
XESTOSPONGIA MUTA	3663030303	HYMEDESMIA	36641108
GELLIODES	36630403	IOTROCHOTA	36641111
CALLYSPONGIA	36630501	LISSODENDORYX	36641112
CALLYSPONGIA FALLAX	3663050102	LISSODENDORYX ISODICTYALI	3664111210
NEPHELIOSPONGIIDAE	366307	TEDANIA	36641120
POECILOSCLERIDA	3664	TEDANIA IGNIS	3664112002
DIDISCUS	36640105	RASPAILIDAE	366412
ADOCIIDAE	366402	HEMECTYON	36641204
TOXADOCIA	36640201	HEMECTYON PEARSEI	3664120401
PELLINA	36640202	RASPAILIA	36641206
PELLINA CARBONARIA	3664020201	EURYPONIDAE	366415
ADOCIA	36640204	MYCALIDAE	366416
SIPHONODICTYON SIPHONUM	3664020702	MYCALE	36641601
SIGMADOCIA	36640208	MYCALE ANGULOSA	3664160117
COELOSPHAERIDAE	366403	DESMACELLA	36641605
COELOSPHAERA FISTULA	3664030201	ULOSA	36641607
RHIZOCHALINA	36640305	NEOFIBULARIA NOLITANGERE	3664160801
AGELAS	36640401	BIEMNA	36641801
AGELAS DISPAR	3664040101	TOXEMA	36641804
AGELAS SCEPTRUM	3664040102	TEDANIIDAE	366420
ENDECTYON	36640605	RHABDOPLOCA TOPSENTI	3664200201
CLATHRIIDAE	366407	HAMACANTHA	36642101
MICROCIONA	36640707	MICROCIONIDAE	366423
MICROCIONA PROLIFERA	3664070703	HALICHONDRIDA	3665
MICROCIONA SPINOSA	3664070707	AXINELLIDAE	366501
MICROCIONA MICROCHELA	3664070709	AXINELLA	36650101
NIPHATES	36640711	AXINELLA BOOKHOUTI	3665010105
NIPHATES ERECTA	3664071101	AXINELLA POLYCAPELLA	3665010106
NIPHATES DIGITALIS	3664071102	HOMAXINELLA	36650102
PANDAROS	36640712	HOMAXINELLA RUDIS	3665010202
PANDAROS ACANTHIFOLIUM	3664071201	HOMAXINELLA WALTONSMITHI	3665010203
THALYSIAS	36640713	TEICHAXINELLA	36650104
THALYSIAS JUNIPERINA	3664071301	TEICHAXINELLA MORCHELLA	3665010401
THALYSEURYPON	36640714	TEICHAXINELLA CORRUGATA	3665010402
MYXILLIDAE	366411	TEICHAXINELLA SHOEMAKERI	3665010403

SOUTHWEST FLORIDA STUDY MEGAFUNA CHECKLIST

	NAME	NODC CODE	NAME	NODC CODE
	PSEUDAXINELLA	36650105	TERPIOS	36660301
	PSEUDAXINELLA ROSACEA	3665010501	TERPIOS FUGAX	3666030101
	PSEUDAXINELLA LUNAECHARTI	3665010502	LAXOSUBERITES COERULEA	3666030601
	OXEOSTILON BURTONI	3665010601	PLACOSPONGIA	36660501
	MYRMEKIODERMA	36650107	PLACOSPONGIA MELOBESIOIDE	3666050102
	CLADOCROCE	36650109	CLIONIDAE (PORIFERA)	366606
	PHAKELLIA	36650111	CLIONA	36660601
	PHAKELLIA FOLIUM	3665011102	CLIONA CELATA	3666060101
	DRAGMAXIA	36650113	CLIONA DELITRIX	3666060108
	HEMIGELLIUS	36650114	CLIONA SCHMIDTI	3666060109
	KETOSUS	36650115	LATRUNCULIA	36660901
	PTILOCAULIS	36650116	STYLOCORDYLA	36661001
	DRAGMATELLA	36650117	STYLOCORDYLA LONGISSIMA	3666100101
	HALICHONDRIIDAE	366502	EPIPOLASIDA	3667
	CIOCALYPTA	36650201	JASPIS	36670102
	HALICHONDRIA	36650202	SCOLOPES MEGASTRA	3667010401
195	HALICHONDRIA MELANADOCIA	3665020205	SOLLASELLIDAE	366702
	HALICHONDRIA MAGNICONOLOS	3665020206	EPIPOLASIS	36670201
	HYMENIACIDON	36650301	EPIPOLASIS LITHOPHAGA	3667020101
	DESMOXYIDAE	366505	TETHYA	36670301
	HIGGINSIA	36650501	TETHYA ACTINIA	3667030103
	HIGGINSIA STRIGILATA	3665050101	COPPATIIDAE	366705
	BUBARIDAE	366507	CHORISTIDA	3668
	BUBARIS	36650701	ANCORINIDAE	366801
	BUBARIS VERMICULATUS	3665070101	ANCORINA	36680101
	HADROMERIDA	3666	MYRIASTRA	36680102
	KOTIMEA MOOREI	3666010201	MYRIASTRA KALLIFETILLA	3668010202
	SPIRASTRELLIDAE	366602	MYRIASTRA CRASSISPICULA	3668010204
	SPIRASTRELLA	36660201	TETILLA	36680201
	SPIRASTRELLA COCCINEA	3666020101	CINACHYRA	36680203
	TIMEA	36660203	CINACHYRA ALLOCLADA	3668020301
	TIMEA MIXTA	3666020301	CINACHYRA KUEKENTHALI	3668020302
	SPHECIOSPONGIA	36660204	GEODIA	36680301
	SPHECIOSPONGIA VESPARIUM	3666020401	GEODIA GIBBEROSA	3668030101
	ANTHOSIGMELLA	36660205	GEODIA NEPTUNI	3668030102
	ANTHOSIGMELLA VARIANS	3666020501	ERYLUS	36680302
	SUBERITIDAE	366603	ERYLUS FORMOSUS	3668030201

SOUTHWEST FLORIDA STUDY MEGAFUNA CHECKLIST

196

NAME	NODC CODE	NAME	NODC CODE
ERYLUS TRISPHAERA	3668030204	HALECIUM	37040601
DISCODERMIA	36681001	HALECIUM TENELLUM	3704060109
PENARES	36681201	HALECIUM MACROCEPHALUM	3704060120
STELLETTA	36681202	PLUMULARIA GEMINATA	3704070104
ASTEROPUS	36681203	PLUMULARIA NIGRA	3704070105
STOEBIA	36690101	NEMERTESIA	37040707
PLAKINIDAE	366902	AGLAOPHENIA ELONGATA	3704071106
PLAKINA	36690201	AGLAOPHENIA APOCARPA	3704071108
PLAKORTIS	36690202	MONOSTAECNAS QUADRIDENS	3704071301
PLAKINASTRELLA	36690301	GYMNANGIUM SINOSUM	3704071401
CHONDRILLIDAE	366905	HALOPTERIS (ANIMAL)	37040716
CHONDRILLA	36690501	MACRORHYNCHIA	37040718
CHONDRILLA NUCULA	3669050101	SYNTHECIUM TUBITHECUM	3704190101
CHONDROSIA	36690601	ZYGOPHYLAXIDAE	370420
CHONDROSIA RENIFORMIS	3669060102	STYLASTER	37090105
PACHASTRELLA	36700101	STEPHANOSCYPHUS CORNIFORM	3733020203
CNIDARIA	37	MYCETOPHYLLA SP.	37360803
HYDROZOA	3701	ANTHOZOA	3740
HYDROIDA	3702	ANTIPATHIDAE	374201
CORYDENDRIUM	37030206	ANTIPATHES	37420101
EUDENDRIUM	37030801	ANTIPATHES PEDATA	3742010101
EUDENDRIUM CARNEUM	3703080106	ANTIPATHES TANACETUM	3742010102
EUDENDRIUM EXIMIUM	3703080110	ANTIPATHES GRACILIS	3742010103
MODEERIA	37032202	ANTIPATHES RHIPIDION	3742010104
CLYTIA CYLINDRICA	3704010501	ANTIPATHES FURCATA	3742010105
LAFOEA FRUTICOSA	3704020103	ANTIPATHES COLUMNARIS	3742010106
LAFOEA DUMOSA	3704020104	[USE 3742010401]	3742010107
LAFOEA VENUSTA	3704020106	[USE 3742010402]	3742010108
LAFOEA COALESCENS	3704020107	[USE 3742010403]	3742010109
CRYPTOLARIA	37040202	CIRRIPATHES	37420102
ACRYPTOLARIA CONFERTA	3704020801	CIRRIPATHES LUETKENI	3742010201
ACRYPTOLARIA RECTANGULARI	3704020802	TELESTO	37460101
SERTULARELLA	37040502	TELESTO FRUTICULOSA	3746010101
SERTULARELLA CONICA	3704050218	TELESTO SANGUINEA	3746010103
SERTULARELLA PINNIGERA	3704050221	TELESTO CORALLINA	3746010104
DYNAMENA	37040506	TELESTO OPERCULATA	3746010106
DYNAMENA CORNICINA	3704050601	ALCYONACEA	3747

SOUTHWEST FLORIDA STUDY MEGAFUNA CHECKLIST

NAME	NODC CODE	NAME	NODC CODE
BELLONELLA TENUIS	3747020201	LOPHOGORGIA CARDINALIS	3751050202
NIDALIA OCCIDENTALIS	3747060101	LOPHOGORGIA BARBADENSIS	3751050203
GORGONACEA	3749	PSEUDOPTEROGORGIA ACEROSA	3751050301
DIODOGORGIA NODULIFERA	3750020101	PSEUDOPTEROGORGIA RIGIDA	3751050302
LIGNELLA RICHARDI	3751010101	PTEROGORGIA GUADALUPENSIS	3751050401
THESEA	37510301	ELLISELLIDAE	375106
THESEA GUADALUPENSIS	3751030101	ELLISELLA	37510601
THESEA PLANA	3751030102	ELLISELLA BARBADENSIS	3751060101
THESEA CITRINA	3751030103	ELLISELLA ATLANTICA	3751060102
THESEA GRANDIFLORA	3751030104	ELLISELLA FUNCULINA	3751060103
THESEA HEBES	3751030105	ELLISELLA ELONGATA	3751060104
THESEA PARVIFLORA	3751030106	NICELLA	37510602
SCLERACIS GUADALOUPENSIS	3751030401	NICELLA SCHMITTI	3751060201
SCLERACIS PETROSA	3751030402	NICELLA AMERICANA	3751060202
VILLOGORGIA NIGRESCENS	3751030501	NICELLA GRANIFERA	3751060203
BEERYCE GRANDIS	3751030601	NICELLA GUADALUPENSIS	3751060204
PLACOGORGIA	37510307	NICELLA GOREAUI	3751060205
PLACOGORGIA MIRABILIS	3751030701	KERATOISIS FLEXIBILIS	3751110101
PLACOGORGIA RUDIS	3751030702	VIRGULARIA PRESBYTES	3754010201
PLACOGORGIA TENUIS	3751030703	THENARIA	3760
SWIFTIA CASTA	3751030801	ACTINIIDAE	376001
PLEXAURIDAE	375104	SCLERACTINIA	3764
MURICEA ELONGATA	3751040102	STEPHANOCOENIA	37650101
EUNICEA CALYCVLATA	3751040201	STEPHANOCOENIA MICHELINI	3765010101
EUNICEA KNIGHTI	3751040203	MADRACIS	37650401
EUNICEA LACINIATA	3751040204	MADRACIS ASPERULA	3765040101
PLEXAURELLA NUTANS	3751040301	MADRACIS DECACTIS	3765040102
PLEXAURELLA FUSIFERA	3751040302	MADRACIS FORMOSA	3765040103
PLEXAURELLA DICHOTOMA	3751040303	MADRACIS MIRABILIS	3765040104
PSEUDOPLEXAURA POROSA	3751040401	MADRACIS MYRIASTER	3765040105
PSEUDOPLEXAURA WAGENAARI	3751040402	MADRACIS BRUEGGEMANNI	3765040106
CALIACIS NUTANS	3751040601	LEPTOSERIS CUCULLATA	3766010101
GORGONIIDAE	375105	AGARICIA	37660102
LEPTOGORGIA EURYALE	3751050103	AGARICIA AGARICITES	3766010201
LEPTOGORGIA STHENO	3751050104	AGARICIA FRAGILIS	3766010202
LEPTOGORGIA MEDUSA	3751050105	AGARICIA LAMARCKI	3766010203
LOPHOGORGIA HEBES	3751050201	SIDERASTREA	37660201

SOUTHWEST FLORIDA STUDY MEGAFUNA CHECKLIST

198

NAME	NODC CODE	NAME	NODC CODE
SIDERASTREA RADIANS	3766020102	GUYNIA ANNULATA	3768040101
PORITES	37660601	BALANOPHYLLIA WELLSI	3769010103
PORITES ASTREOIDES	3766060102	DENDROPHYLLIA CORNUCOPIA	3769010301
CLADOCORA	37670101	POLYCHAETA	5001
CLADOCORA ARBUSCULA	3767010101	POLYDONTES LUPINA	5001030201
SOLENASTREA	37670102	ANAITIDES MADEIRENSIS	5001130107
SOLENASTREA HYADES	3767010201	NEPHTYS SQUAMOSA	5001250118
MONTASTRAEA	37670103	BOCCARDIA	50014308
MONTASTRAEA CAVERNOSA	3767010301	FILOGRANA	50017310
FAVIA GRAVIDA	3767010401	GASTROPODA	51
MANICINA	37670105	HALIOTIS POURTALESII	5102030108
MANICINA AREOLATA	3767010501	DIODORA CAYENENSIS	5102040402
ASTRANGIA SOLITARIA	3767020103	DIODORA LISTERI	5102040405
PHYLLANGIA AMERICANA	3767020201	DIODORA MINUTA	5102040406
[USE 3767030301]	3767020301	DIODORA DYSONI	5102040407
OCULINA	37670301	DIODORA SAYI	5102040408
OCULINA TENELLA	3767030101	DIODORA JAUMEI	5102040409
OCULINA DIFFUSA	3767030103	LUCAPINELLA LIMATULA	5102040601
OCULINA ROBUSTA	3767030104	EMARGINULA TUBERCULOSA	5102040804
MUSSIDAE	376708	NESTA ATLANTICA	5102041001
MUSSA ANGULOSA	3767080101	LUCAPINA AEGIS	5102041303
ISOPHYLLIA	37670802	LUCAPINA EOLIS	5102041305
ISOPHYLLIA SINUOSA	3767080201	CALLIOSTOMA	51021001
[USE 3767080201]	3767080202	CALLIOSTOMA EUGLYPTUM	5102100106
SCOLYMIA	37670804	CALLIOSTOMA MARIONAE	5102100107
SCOLYMIA LACERA	3767080401	CALLIOSTOMA PULCHRUM	5102100108
CARYOPHYLLIA BERTERIANA	3768010104	CALLIOSTOMA ROSEOLUM	5102100113
CARYOPHYLLIA HOROLOGIUM	3768010105	CALLIOSTOMA JAVANICUM	5102100115
PARACYATHUS PULCHELLUS	3768010202	CALLIOSTOMA JUJUBINUM	5102100116
DELTOCYATHUS CALCAR	3768010401	SOLARIELLA LACUNELLA	5102100407
COENOSMILIA ARBUSCULA	3768010501	TURBO	51021203
ANOMOCORA FECUNDA	3768010601	TURBO CASTANEA	5102120301
RHIZOSMILIA MACULATA	3768010701	TURBO CAILLETII	5102120304
TROCHOCYATHUS RAWSONI	3768011101	ASTRAEA PHOEBIA	5102120401
OXYSMILIA ROTUNDIFOLIA	3768011301	ECHININUS NODULOSUS	5103100501
FLABELLUM FRAGILE	3768030101	ARCHITECTONICA NOBILIS	5103310101
JAVANIA CAILLETI	3768030201	VERMICULARIA	51033303

SOUTHWEST FLORIDA STUDY MEGAFUNA CHECKLIST

NAME	NODC CODE	NAME	NODC CODE
VERMICULARIA SPIRATA	5103330301	TRIVIA SP. [USE ANOTHER S]	51036702
VERMICULARIA KNORRI	5103330302	[USE 5103830201]	5103670201
VERMICULARIA FARGOI	5103330303	[USE 5103830202]	5103670202
TURRITELLA EXOLETA	5103330401	[USE 5103830205]	5103670205
TURRITELLA ACROPORA	5103330403	[USE 5103830207]	5103670207
SERPULORBIS DECUSSATUS	5103350401	[USE 5103830208]	5103670208
PETALOCONCHUS ERECTUS	5103350501	CYPRAEA CERVUS	5103710101
MODULUS MODULUS	5103430101	CYPRAEA CINEREA	5103710102
CERITHIUM ATRATUM	5103460601	CYPHOMA GIBBOSUM	5103720101
CERITHIUM LITTERATUM	5103460602	NATICA	51037602
CERITHIUM EBURNEUM	5103460603	NATICA CANRENA	5103760205
TRIPHORA DECORATA	5103480106	NATICA PERLINEATA	5103760209
EPITONIIDAE	510350	POLINICES LACTEUS	5103760412
EPITONIUM ANGULATUM	5103500110	STIGMAULAX SULCATUS	5103761001
EPITONIUM LAMELLOSUM	5103500113	SCONZIA STRIATA	5103770101
AMAEA RETIFERA	5103500302	CASSIS	51037702
CIRSOTREMA DALLI	5103500401	PHALIUM GRANULATUM	5103770301
NISO	51035304	CYPRAEACASSIS TESTICULUS	5103770401
NISO HENDERSONI	5103530402	CYMATIUM ECHO	5103780201
STROMBUS	51035801	CYMATIUM LABIOSUM	5103780202
STROMBUS ALATUS	5103580101	CYMATIUM KREBSI	5103780203
STROMBUS COSTATUS	5103580102	CYMATIUM PHARICIDUM	5103780205
HIPPONIX ANTIQUATUS	5103610201	CYMATIUM VESPACEUM	5103780206
CALYPTRAEA CENTRALIS	5103640102	CYMATIUM MORITINCTUM	5103780217
CREPIDULA	51036402	DISTORSIO CLATHRATA	5103780301
CREPIDULA FORNICATA	5103640204	TONNA GALEA	5103800101
CREPIDULA PLANA	5103640207	TONNA MACULOSA	5103800102
CREPIDULA ACULEATA	5103640208	FICUS CAROLAE	5103810101
CREPIDULA MACULOSA	5103640210	SILIQUARIA MODESTA	5103820101
CRUCIBULUM	51036404	SILIQUARIA SQUAMATA	5103820102
CRUCIBULUM STRIATUM	5103640401	MUREX	51050110
CRUCIBULUM AURICULA	5103640402	[USE 5105014101]	5105011003
XENOPHORA CONCHYLIOPHORA	5103650101	MUREX CABRITII	5105011007
XENOPHORA CARIBAEA	5103650102	MUREX TRYONI	5105011008
TUGURIUM CARIBAEUM	5103650201	MUREX LEVICULUS	5105011009
LAMELLARIA	51036601	[USE 5105012904]	5105011010
LAMELLARIA LEUCOSPHAERA	5103660103	MUREX ANNIAE	5105011016

SOUTHWEST FLORIDA STUDY MEGAFUNA CHECKLIST

200

NAME	NODC CODE	NAME	NODC CODE
MUREX BELLEGLADEENSIS	5105011017	TRIGONOSTOMA TENERUM	5105140301
FAVARTIA CELLULOSA	5105011301	AGATRIX AGASSIZII	5105140401
CALOTROPHON	51050114	MARGINELLA	51051502
CALOTROPHON OSTREARUM	5105011401	MARGINELLA HEMATITA	5105150208
CALOTROPHON PHILIPPANA	5105011402	MARGINELLA ROOSEVELTI	5105150209
MURICOPSIS OXYTATUS	5105011601	MARGINELLA AMABILIS	5105150210
CORALLIOPHILA SCALARIFORM	5105020102	PRUNUM	51051503
CORALLIOPHILA ABBREVIATA	5105020103	PERSICULA PULCHERRIMA	5105150403
ANACHIS	51050303	HYALINA	51051505
ANACHIS SPARSA	5105030308	[USE 5105150702]	5105150501
CANTHARUS	51050404	VEXILLUM ALBOCINCTUM	5106010204
CANTHARUS MULTANGULUS	5105040402	POLYSTIRA TELLEA	5106021201
ANTILLOPHOS CANDEI	5105040501	POLYSTIRA ALBIDA	5106021202
BAILYA INTRICATA	5105040603	CRASSISPIRA	51060214
COLUBRARIA LANCEOLATA	5105040701	CRASSISPIRA SANIBELENSIS	5106021402
PISANIA TINCTA	5105040801	CRASSISPIRA TAMPAENSIS	5106021403
PHOS	51050414	CRASSISPIRA HALIOSTREPHIS	5106021455
BUSYCON CONTRARIUM	5105070104	CRASSISPIRA OSTREARUM	5106021456
NASSARIUS ALBUS	5105080108	COCHLESPIRA RADIATA	5106021601
NASSARIUS CONSENSUS	5105080111	CERODRILLIA	51060223
FASCIOLARIA	51050902	CERODRILLIA PERRYAE	5106022302
FASCIOLARIA LILIUM	5105090201	SPLENDRILLIA	51060225
FASCIOLARIA TULIPA	5105090202	SPLENDRILLIA MOSERI	5106022502
PLEUROPLOCA GIGANTEA	5105090301	SPLENDRILLIA JANETAE	5106022503
LATIRUS ANGULATUS	5105090401	CRYOTURRIS	51060226
LATIRUS CARINIFER	5105090402	GLYPHOSTOMA GABBII	5106022901
FUSINUS TIMESSUS	5105090501	CONUS	51060301
FUSINUS EUCOSMIUS	5105090502	CONUS DAUCUS	5106030103
FUSINUS HELENAE	5105090503	CONUS DELESSERTII	5106030104
FUSINUS STEGERI	5105090507	CONUS FLORIDANUS	5106030105
OLIVELLA WATERMANI	5105100106	CONUS JASPIDEUS	5106030106
OLIVA	51051002	CONUS MAZEI	5106030107
OLIVA SAYANA	5105100201	CONUS VILLEPINI	5106030109
OLIVA RETICULARIS	5105100202	CONUS STIMPSONI	5106030111
SCAPHELLA JUNONIA	5105130201	CONUS FLAMINGO	5106030158
CANCELLARIA	51051402	TEREBRA	51060401
CANCELLARIA RETICULATA	5105140204	TEREBRA FLORIDANA	5106040104

SOUTHWEST FLORIDA STUDY MEGAFUNA CHECKLIST

201

NAME	NODC CODE	NAME	NODC CODE
TEREBRA ONSLOWENSIS	5106040109	ACANTHOCHITONA PYGMAEA	5304010203
SCAPHANDER PUNCTOSTRIATUS	5110040302	BIVALVIA	55
SCAPHANDER WATSONI	5110040303	ANADARA NOTABILIS	5506010206
BULLA STRIATA	5110110101	ANADARA FLORIDANA	5506010207
HAMNOEA SUCCINEA	5110120104	ARCA ZEBRA	5506010401
CAVOLINIA	51130201	ARCA IMBRICATA	5506010402
CAVOLINIA TRIDENTATA	5113020105	BARBATIA CANDIDA	5506010502
APLYSIA	51240202	BARBATIA DOMINGENSIS	5506010503
APLYSIA PARVULA	5124020207	BARBATIA CANCELLARIA	5506010504
PETALIFERA RAMOSA	5124020301	ARCOPSIS ADAMSI	5506010601
DOLABRIFERA DOLABRIFERA	5124020401	LIMOPSIS AURITA	5506050105
PLEUROBRANCHIDAE	512602	MUSCULUS LATERALIS	5507010413
PLEUROBRANCHUS AEROLATUS	5126020101	MODIOLUS AMERICANUS	5507010604
PLEUROBRANCHAEA HEDGPETHI	5126020302	AMYGDALUM SAGITTATUM	5507011002
TYLODINA AMERICANA	5126030101	LITHOPHAGA BISUCULCATA	5507011401
NUDIBRANCHIA	5127	LITHOPHAGA ARISTATA	5507011402
CADLINA	51300201	LITHOPHAGA ANTILLARUM	5507011403
ANISODORIS	51300202	ATRINA SEMINUDA	5507020101
ANISODORIS WORKI	5130020202	PINCTADA IMBRICATA	5509010102
DISCODORIS	51300204	PTERIA COLYMBUS	5509010201
DORIS VERRUCOSA	5130030102	MALLEUS CANDEANUS	5509040101
GLOSSODORIS	51300305	CHLAMYS BENEDICTI	5509050108
GLOSSODORIS EDENTICULATA	5130030501	CHLAMYS SENTIS	5509050113
TARINGA	51300306	CYCLOPECTEN NANUS	5509050204
[USE 5130070101]	5130030701	PECTEN RAVENELI	5509050402
SIRAIUS KYOLIS	5130030801	PECTEN ZICZAC	5509050404
GREILADA	51310207	PECTEN CHAZALIEI	5509050405
LAMELLIDORIS	51310505	AEQUIPECTEN MUSCOSUS	5509050802
DENDRODORIS KREBSI	5132010101	AEQUIPECTEN GLYPTUS	5509050803
DORIOPSISILLA AREOLATA	5132010204	[USE 5509051901]	5509050804
PHYLLIDIOPSIS PAPILLIGERA	5132020101	ARGOPECTEN GIBBUS	5509051201
MARIONIA	51340103	LYROPECTEN NODOSUS	5509051301
BORNELLA CALCARATA	5134070101	[USE 5509052001]	5509051302
HANLEYA	53020201	PLICATULA GIBBOSA	5509060101
ISCHNOCHITON	53030203	SPONDYLUS AMERICANUS	5509070101
ISCHNOCHITON REGULARIS	5303020312	SPONDYLUS ICTERICUS	5509070102
TONICIA SCHRAMMI	5303090201	PODODESMUS RUDIS	5509090104

SOUTHWEST FLORIDA STUDY MEGAFUNA CHECKLIST

202

NAME	NODC CODE	NAME	NODC CODE
ANOMIA SIMPLEX	5509090202	GOULDIA CERINA	5515471601
LIMA PELLUCIDA	5509100104	PERIGLYPTA LISTERI	5515471701
LIMA LOCKLINI	5509100105	MACROCALLISTA MACULATA	5515471801
LIMA SCABRA	5509100108	CALLISTA EUCYMATA	5515471901
LIMA LIMA	5509100109	VENTRICOLARIA RUGATINA	5515472201
NEOPYCNODONTE COCHLEAR	5510010201	CHAMA	55155101
CRASSOSTREA	55100201	CHAMA MACEROPHYLLA	5515510101
LOPHA FRONS	5510020301	CHAMA CONGREGATA	5515510102
LUCINA	55150103	ARCINELLA	55155102
LUCINA NASSULA	5515010305	ARCINELLA CORNUTA	5515510201
DIPLODONTA	55150501	PSEUDOCHAMA RADIANS	5515510301
GLANS DOMINGUENSIS	5515170502	PARAMYA SUBOVATA	5517020101
PLEUROMERIS TRIDENTATA	5515170701	CORBULA DIETZIANA	5517020203
ASTARTE GLOBULA	5515190117	VARICORBULA OPERCULATA	5517020301
EUCRASSATELLA SPECIOSA	5515200201	GASTROCHAENA HIANS	5517050101
NEMOCARDIUM	55152203	HIATELLA ARCTICA	5517060201
NEMOCARDIUM PERAMABILE	5515220302	LYONSIA BEANA	5520050208
NEMOCARDIUM TINCTUM	5515220303	POROMYA ALBIDA	5520090107
LAEVICARDIUM LAEVIGATUM	5515220402	POROMYA ELONGATA	5520090108
LAEVICARDIUM PICTUM	5515220403	CARDIOMYA FERROSTRATA	5520100106
TRACHYCARDIUM EGMONTIANUM	5515220702	[USE 56010101]	56000101
PAPYRIDEA SOLENIFORMIS	5515220901	[USE 5601010301]	5600010104
AMERICARDIA MEDIA	5515221002	[USE 5601010106]	5600010108
TELLINA	55153102	[USE 5601010110]	5600010112
TELLINA PROBRINA	5515310215	[USE 5601010302]	5600010113
TELLINA LISTERI	5515310224	CEPHALOPODA	57
SEMELE BELLASTRIATA	5515350102	ROSSIA	57040201
SEMELE PROFICUA	5515350103	ROSSIA TENERA	5704020102
SEMELE PURPURASCENS	5515350104	ROSSIA EQUALIS	5704020103
ABRA AEQUALIS	5515350201	LOLIGO	57060101
PITAR	55154712	LOLIGO PEALEII	5706010102
PITAR CORDATUS	5515471202	LOLIGO PLEII	5706010103
PITAR SIMPSONI	5515471203	OCTOPODIDAE	570801
PITAR FULMINATUS	5515471204	OCTOPUS	57080102
AGRIOPOMA TEXASIANA	5515471401	OCTOPUS VULGARIS	5708010202
CHIONE CANCELLATA	5515471503	OCTOPUS JOUBINI	5708010204
CHIONE LATILIRATA	5515471506	OCTOPUS BRIAREUS	5708010205

SOUTHWEST FLORIDA STUDY MEGAFUNA CHECKLIST

203

NAME	NODC CODE	NAME	NODC CODE
OCTOPUS DEFILIPPI	5708010224	SOLENOCERA SP. [USE ANOTH	61770106
ANOPLDACTYLUS LENTUS	6001060204	[USE 6177030501]	6177010601
ANOPLDACTYLUS INSIGNIS	6001060207	MESOPENAEUS TROPICALIS	6177030101
PALLENOPSIS SCHMIDTI	6001090101	CARIDEA	6179
CRUSTACEA	61	LEPTOCHELA SERRATORBITA	6179050201
CLADOCERA	6108	LEPTOCHELA PAPULATA	6179050203
SCALPELLUM	61320101	LEPTOCHELA CARINATA	6179050204
SCALPELLUM ARIETINUM	6132010109	LEANDER TENUICORNIS	6179110101
BALANUS TRIGONUS	6134020119	PERICLIMENES	61791104
BALANUS VENUSTUS	6134020121	PERICLIMENES AMERICANUS	6179110401
ACASTA CYATHUS	6134020401	PERICLIMENES IRIDESCENS	6179110402
MEMBRANOBALANUS DECLIVIS	6134030201	PERICLIMENES LONGICAUDATU	6179110403
CONOPEA GALEATA	6134050101	PERICLIMENES PERRYAE	6179110405
LOPHOGASTER AMERICANUS	6152010502	PERICLIMENES HARRINGTONI	6179110406
CIROLANA	61610101	PERICLIMENES PEDERSONI	6179110407
CIROLANA POLITA	6161010105	NEOPONTONIDES BEAUFORTENS	6179110601
CYMOTHOA	61610605	PERICLIMENAEUS SCHMITTI	6179110701
AEGA ANTILLENIS	6161070104	PERICLIMENAEUS CARAIBICUS	6179110702
EXCORALLANA	61610801	PERICLIMENAEUS PERLATUS	6179110705
DECAPODA	6175	ANCHISTIOIDES	61791111
PENAEIDAE	617701	ANCHISTIOIDES ANTIGUENSIS	6179111101
PENAEUS AZTECUS	6177010101	ALPHEIDAE	617914
PENAEUS DUORARUM	6177010102	ALPHEUS	61791401
TRACHYPENAEUS	61770102	ALPHEUS NORMANNI	6179140102
TRACHYPENAEUS CONSTRICTUS	6177010201	ALPHEUS FLORIDANUS	6179140103
TRACHYPENAEUS SIMILIS	6177010202	ALPHEUS AMBLYONYX	6179140104
METAPENAEOPSIS	61770103	ALPHEUS FORMOSUS	6179140105
METAPENAEOPSIS GOODEI	6177010301	ALPHEUS ARMILLATUS	6179140107
METAPENAEOPSIS GERARDOI	6177010302	ALPHEUS ARMATUS	6179140108
SICYONIA SP [USE ANOTHER	61770104	SYNALPHEUS	61791406
[USE 6177040101]	6177010401	SYNALPHEUS TOWNSENDI	6179140601
[USE 6177040102]	6177010402	SYNALPHEUS LONGICARPUS	6179140603
[USE 6177040103]	6177010403	SYNALPHEUS MCCLENDONI	6179140604
[USE 6177040104]	6177010404	SYNALPHEUS MINUS	6179140605
[USE 6177040106]	6177010406	SYNALPHEUS PANDIONIS	6179140608
[USE 6177040108]	6177010408	SYNALPHEUS GOODEI	6179140609
PARAPENAEUS LONGIROSTRIS	6177010501	SYNALPHEUS BOUSFIELDI	6179140610

SOUTHWEST FLORIDA STUDY MEGAFUNA CHECKLIST

204

NAME	NODC CODE	NAME	NODC CODE
SYNALPHEUS BROOKSI	6179140611	CORALAXIUS ABELEI	6183020501
SYNALPHEUS DISPARODIGITUS	6179140612	PAGURIDAE	618306
SYNALPHEUS HEMPHILLI	6179140613	PAGURUS	61830602
SYNALPHEUS HERRICKI	6179140614	PAGURUS BULLISI	6183060235
SALOMEUS	61791409	PAGURUS BREVIDACTYLUS	6183060236
HIPPOLYTIDAE	617916	PAGURUS CAROLINENSIS	6183060242
HIPPOLYTE ZOSTERICOLA	6179160104	PAGURUS STIMPSONI	6183060246
LYSMATA RATHBUNAE	6179161103	PETROCHIRUS SP. [USE ANOT	61830612
TOZEUMA	61791612	PYLOPAGURUS DISCOIDALIS	6183061301
TOZEUMA CAROLINENSE	6179161201	PHIMOCHIRUS	61830615
TOZEUMA SERRATUM	6179161202	PHIMOCHIRUS HOLTHUISI	6183061501
THOR FLORIDANUS	6179161401	PHIMOCHIRUS RANDALLI	6183061502
TRACHYCARIS RESTRICTUS	6179161501	IRIDOPAGURUS	61830616
MERHIPPOLYTE	61791616	IRIDOPAGURUS CARIBBENSIS	6183061602
PROCESSIDAE	617917	AGARICOCHEIRUS	61830617
PROCESSA	61791701	AGARICOCHEIRUS BOLETIFER	6183061701
PROCESSA HEMPHILLI	6179170101	ANISOPAGURUS	61830618
PROCESSA BERMUDENSIS	6179170102	ANISOPAGURUS BARTLETTI	6183061801
PROCESSA VICINA	6179170103	MANUCOMPLANUS CORALLINUS	6183061901
PROCESSA TENUIPES	6179170104	SOLENOPAGURUS LINEATUS	6183062001
NIKOIDES SCHMITTI	6179170201	[USE 6183160601]	6183062101
PARAPANDALUS LONGICAUDA	6179180401	RHODOCHIRUS ROSACEUS	6183062601
PARAPANDALUS NARVAL	6179180402	GALATHEIDAE	618310
PANTOMUS PARVULUS	6179180701	MUNIDA	61831001
STENOPUS	61800101	MUNIDA ANGULATA	6183100104
STENOPUS SCUTELLATUS	6180010101	MUNIDA PUSILLA	6183100106
STENOPUS HISPIDUS	6180010102	MUNIDA IRRASA	6183100108
SCYLLARUS	61820201	MUNIDA SIMPLEX	6183100109
SCYLLARUS DEPRESSUS	6182020101	MUNIDA NUDA	6183100110
SCYLLARUS CHACEI	6182020102	MUNIDA SPINIFRONS	6183100111
SCYLLARUS AMERICANUS	6182020104	MUNIDOPSIS	61831002
SCYLLARUS FAXONI	6182020105	GALATHEA ROSTRATA	6183100301
SCYLLARIDES NODIFER	6182020202	PETROLISTHES GALATHINUS	6183120104
SCYLLARIDES AEQUINOCTIALI	6182020203	PACHYCHELES	61831202
ANOMURA	6183	PACHYCHELES RUGIMANUS	6183120203
CALOCARIS	61830202	PACHYCHELES ACKLEIANUS	6183120204
AXIOPSIS	61830204	PORCELLANA	61831205

SOUTHWEST FLORIDA STUDY MEGAFUNA CHECKLIST

205

NAME	NODC CODE	NAME	NODC CODE
PORCELLANA SIGSBEIANA	6183120501	CALAPPA	61860201
PORCELLANA SAYANA	6183120502	CALAPPA FLAMMEA	6186020101
PARAPETROLISTHES TORTUGEN	6183120801	CALAPPA SULCATA	6186020102
NEOPISOSOMA ANGUSTIFRONS	6183120901	CALAPPA OCELLATA	6186020103
ALBUNEA	61831302	CALAPPA GALLUS	6186020104
ALBUNEA GIBBESI	6183130202	CALAPPA ANGUSTA	6186020105
UROPTYCHUS ARMATUS	6183150301	HEPATUS	61860202
PAGURISTES	61831601	HEPATUS EPHELITICUS	6186020201
PAGURISTES HUMMI	6183160104	OSACHILA TUBEROSA	6186020301
PAGURISTES MOOREI	6183160106	OSACHILA SEMILEVIS	6186020302
PAGURISTES SERICEUS	6183160108	OSACHILA ANTILLENIS	6186020303
PAGURISTES TRIANGULATUS	6183160109	ACANTHOCARPUS ALEXANDRI	6186020401
PAGURISTES SPINIPES	6183160110	CYCLOES BAIRDI	6186020501
PAGURISTES TORTUGAE	6183160111	LEUCOSIIDAE	618603
PAGURISTES HERNANCORTEZI	6183160112	PERSEPHONA	61860301
PAGURISTES PUNCTICEPS	6183160113	PERSEPHONA AQUILONARIS	6186030103
DARDANUS	61831603	PERSEPHONA SUBOVATA	6186030105
DARDANUS INSIGNIS	6183160301	MYROPSIS QUINQUESPINOSA	6186030201
DARDANUS VENOSUS	6183160302	ILIACANTHA	61860303
DARDANUS FUCOSUS	6183160303	ILIACANTHA INTERMEDIA	6186030302
PETROCHIRUS DIOGENES	6183160501	ILIACANTHA SUBGLOBOSA	6186030303
CANCELLUS ORNATUS	6183160601	ILIACANTHA SPARSA	6186030304
BRACHYURA	6184	EBALIA STIMPSONI	6186030404
HOMOLA SP. [USE ANOTHER S [USE 6185040101]	61850102 6185010201	SPELOEOPHORUS NODOSUS	6186030501
HYPOCONCHA	61850201	SPELOEOPHORUS PONTIFER	6186030502
HYPOCONCHA ARCUATA	6185020101	CALLIDACTYLUS ASPER	6186030701
HYPOCONCHA SABULOSA	6185020102	LITHADIA	61860308
HYPOCONCHA SPINOSISSIMA	6185020103	LITHADIA CADAVEROSA	6186030801
DROMIA ERYTHROPUS	6185020201	RANDALLIA EBURNEA	6186030901
DROMIDIA	61850203	RANINOIDES	61860402
DROMIDIA ANTILLENIS	6185020301	RANINOIDES LOEVIS	6186040202
DORIPPIDAE	618601	RANILIA MURICATA	6186040401
ETHUSA	61860101	RANILIA CONSTRICTA	6186040402
ETHUSA MICROPHTHALMA	6186010101	SYMETHIS VARIOLOSA	6186040501
ETHUSA MASCARONE	6186010102	MAJIDAE	618701
ETHUSA TENUIPES	6186010103	COLLODES TRISPINOSUS	6187011003
		EUPROGNATHA RASTELLIFERA	6187011101

SOUTHWEST FLORIDA STUDY MEGAFUNA CHECKLIST

206

NAME	NODC CODE	NAME	NODC CODE
EUPROGNATHA GRACILIPES	618701102	AEPINUS SEPTEMSPINOSUS	6187013601
HETEROCRYPTA GRANULATA	6187011201	ARACHNOPSIS FILIPES	6187013701
ROCHINIA CRASSA	6187011401	MOCOSOA CREBRIPUNCTATA	6187013801
NIBILIA ANTILOCAPRA	6187011601	ANOMALOTHIR FURCILLATUS	6187013901
STENORYNCHUS	61870117	COELOCERUS SPINOSUS	6187014501
STENORYNCHUS SETICORNIS	6187011701	STILBOGNATHUS	61870146
METOPORHAPHIS CALCARATA	6187011801	PARTHENOPE	61870201
PODOCHELA	61870119	PARTHENOPE POURTALESI	6187020101
PODOCHELA LAMELLIGERA	6187011901	PARTHENOPE FRATERCULUS	6187020102
PODOCHELA SIDNEYI	6187011902	PARTHENOPE AGONA	6187020103
PODOCHELA RIISEI	6187011903	PARTHENOPE SERRATA	6187020104
PODOCHELA GRACILIPES	6187011904	PARTHENOPE GRANULATA	6187020105
PODOCHELA CURVIROSTRIS	6187011905	MESORHOEA SEXSPINOSA	6187020301
ANASIMUS LATUS	6187012001	SOLENOLAMBRUS	61870204
MACROCOELOMA TRISPINOSUM	6187012101	SOLENOLAMBRUS TENELLUS	6187020402
MACROCOELOMA CAMPTOCERUM	6187012102	CRYPTOPODIA CONCAVA	6187020601
MACROCOELOMA SEPTEMSPINOS	6187012103	CALLINECTES	61890103
MACROCOELOMA EUTHECA	6187012104	CRONIUS RUBER	6189010401
TYCHE EMARGINATA	6187012201	PORTUNUS	61890106
PYROMAIA CUSPIDATA	6187012302	PORTUNUS GIBBESI	6189010601
STENOCIONOPS	61870124	PORTUNUS SPINICARPUS	6189010603
STENOCIONOPS FURCATA	6187012401	PORTUNUS SPINIMANUS	6189010604
STENOCIONOPS SPINIMANA	6187012402	PORTUNUS ORDWAYI	6189010608
STENOCIONOPS SPINOSISSIMA	6187012403	PORTUNUS FLORIDANUS	6189010609
MITHRAX	61870125	PORTUNUS DEPRESSIFRONS	6189010610
MITHRAX HISPIDUS	6187012501	PORTUNUS VOCANS	6189010611
MITHRAX FORCEPS	6187012502	XANTHIDAE	618902
MITHRAX PLEURACANTHUS	6187012503	PANOPEUS	61890208
MITHRAX ACUTICORNIS	6187012504	MICROPANOPE	61890212
BATRACHONOTUS FRAGOSUS	6187012801	MICROPANOPE SCULPTIPES	6189021202
MICROPHRYS	61870130	MICROPANOPE PUSILLA	6189021204
MICROPHRYS BICORNUTUS	6187013001	MICROPANOPE LOBIFRONS	6189021205
MICROPHRYS ANTILLENIS	6187013002	MICROPANOPE LAEVIMANUS	6189021206
INACHOIDES FORCEPS	6187013101	PILUMNUS	61890214
PITHO	61870132	PILUMNUS FLORIDANUS	6189021401
PITHO LHERMINIERI	6187013201	PILUMNUS PANNOSUS	6189021402
SPHENOCARCINUS CORROSUS	6187013501	PILUMNUS SAYI	6189021403

SOUTHWEST FLORIDA STUDY MEGAFUNA CHECKLIST

207

NAME	NODC CODE	NAME	NODC CODE
PILUMNUS DASYPODUS	6189021405	GONODACTYLUS	61910201
PSEUDOMEDAEUS AGASSIZI	6189021501	GONODACTYLUS BREDINI	6191020101
PSEUDOMEDAEUS DISTINCTUS	6189021502	GONODACTYLUS TORUS	6191020102
CARPOPORUS PAPULOSUS	6189021801	PSEUDOSQUILLA CILIATA	6191020201
NANOPLAX XANTHIFORMIS	6189021901	PARASQUILLA	61910203
LOBOPILUMNUS AGASSIZI	6189022101	PARASQUILLA COCCINEA	6191020301
GLYPTOXANTHUS EROSUS	6189022201	SYMPHYLA	67
MELYBIA THALAMITA	6189022301	SIPUNCULA	72
PLATYACTAEA SETIGERA	6189022601	SIPUNCULIDAE	720001
SPEOCARCINUS LOBATUS	6189050401	SIPUNCULUS NUDUS	7200010101
SPEOCARCINUS CAROLINENSIS	6189050402	PHASCOLION STROMBI	7200020401
EURYPLAX NITIDA	6189050501	BRYOZOA	78
GLYPTOPLAX SMITHI	6189050601	AMATHIA CONVOLUTA	7805010101
FREVILLEA BARBATA	6189050901	AMATHIA DISTANS	7805010104
FREVILLEA HIRSUTA	6189050903	CRISIA EBURNEA	7809010101
PANOPLAX DEPRESSA	6189051201	CRISIA ELONGATA	7809010105
TRAPEZIOPLAX TRIDENTATA	6189051301	CRISULIPORA ORIENTALIS	7809010501
DISSODACTYLUS	61890601	IDMIDRONEA	78100204
EUCHIROGRAPSUS AMERICANUS	6189070601	IDMIDRONEA ATLANTICA	7810020401
PALICUS	61891101	ENTALOPHORA	78100501
PALICUS ALTERNATUS	6189110101	ENTALOPHORA PROBOSCIDEOID	7810050102
PALICUS FAXONI	6189110103	DIAPEROECIA FLORIDANA	7810060103
PALICUS DENTATUS	6189110104	CHEILOSTOMATA	7814
PALICUS SICA	6189110105	MEMBRANIPORA TUBERCULATA	7815040104
PALICUS AFFINIS	6189110106	CUPULADRIA DOMA	7815040402
PALICUS CRISTATIPES	6189110108	CUPULADRIA BIPOROSA	7815040403
PALICUS OBESA	6189110109	PARELLISINA LATIROSTRIS	7815080802
PALICUS FLORIDANA	6189110110	CRASSIMARGINATELLA	78150809
SQUILLIDAE	619101	EXECHONELLA ANTILLEA	7815110101
SQUILLA	61910101	SMITTIPORA LEVINSENI	7815120201
SQUILLA EMPUSA	6191010101	MOLLIA POTELLARIA	7815130201
SQUILLA CHYDAEA	6191010102	STEGANOPORELLA MAGNILABRI	7815160101
SQUILLA RUGOSA	6191010107	LABIPORELLA GRANULOSA	7815160201
SQUILLA DECEPTRIX	6191010108	CELLARIA	78152201
SQUILLA GRENADENSIS	6191010109	NELLIA OCULATA	7815240102
MEIOSQUILLA QUADRIDENS	6191010401	BUGULA	78152501
MEIOSQUILLA SCHMITTI	6191010402	BUGULA NERITINA	7815250105

SOUTHWEST FLORIDA STUDY MEGAFUNA CHECKLIST

208

NAME	NODC CODE	NAME	NODC CODE
BUGULA FULVA	7815250107	HIPPOPODINA	78163903
SCRUPOCELLARIA	78152801	TREMOGASTERINA LANCEOTATA	7816410101
SCRUPOCELLARIA REGULARIS	7815280103	TREMOGASTERINA MURONATA	7816410102
CABEREA BORYI	7815280202	TICHOSINA	80050503
COLLETOSIA RADIATA	7815300701	TEREBRATULINA CALLETI	8005070106
PETRALIELLA BISINUATA	7816050101	ARGYROTHECA BARRETTIANA	8005080102
PETRALIELLA MARGINATA	7816050102	ARGYROTHECA LUTEA	8005080103
CIGCLISULA TURRITA	7816070502	ECHINODERMATA	81
CIGCLISULA PERTUSA	7816070503	STELLEROIDEA	8101
SCHIZOPORELLA UNICORNIS	7816080101	ASTEROIDEA	8104
CLEIDOCASMA PORCELLANUM	7816080701	LUIDIA CLATHRATA	8105010102
CLEIDOCASMA CONTRACTUM	7816080702	LUIDIA ALTERNATA	8105010103
STYLOPOMA SPONGITES	7816081002	LUIDIA SAGAMINA	8105010108
HIPPOPORINA AMERICANA	7816090503	LUIDIA BARBADENSIS	8105010109
HIPPOPORIDRA EDAX	7816090602	ASTROPECTINIDAE	810601
MICROPORELLA	78161101	ASTROPECTEN	81060105
MICROPORELLA CILIATA	7816110101	ASTROPECTEN AMERICANUS	8106010501
PARASMITTINA	78161303	ASTROPECTEN DUPLICATUS	8106010502
PARASMITTINA TRISPINOSA	7816130301	ASTROPECTEN ARTICULATUS	8106010504
PARASMITTINA NITIDA	7816130304	ASTROPECTEN COMPTUS	8106010505
PARASMITTINA SPATHULATA	7816130305	ASTROPECTEN NITIDUS	8106010507
PARASMITTINA CROSSLANDI	7816130306	TETHYASTER GRANDIS	8106010601
RHYNCHOZOOON	78161502	PECTINASTER MIXTUS	8108010401
RHYNCHOZOOON SPICATUM	7816150204	ODONTASTER	81110101
SERTELLA MARSUPIATA	7816150502	CHAETASTER NODOSUS	8111020101
RETEPORELLINA EVELINAE	7816150601	GONIASTERIDAE	811104
BRACEBRIDGIA SUBSULCATA	7816160101	CERAMASTER GRENADENSIS	8111040108
REPTADEONELLA VIOLACEA	7816160201	GONIASTER TESSELLATUS	8111040701
HIPPALIOSINA ROSTRIGERA	7816170201	ANTHENOIDES PIERCEI	8111040801
TETRAPLARIA DICHOTOMA	7816170301	TOSIA	81110409
MASTIGOPHORA POROSA	7816210201	TOSIA PARVA	8111040901
BUSKEA DICHOTOMA	7816220601	ROSASTER	81110410
CATENICELLIDAE ?????	7816240101	ROSASTER ALEXANDRI	8111041001
MAMILLOPORA CUPULA	7816300101	OREASTER	81110501
CELLEPORARIA	78163501	OREASTER RETICULATUS	8111050101
CELLEPORARIA ALBIROSTRIS	7816350101	OPHIDIASTERIDAE	811106
GEMELLIPORA GLABRA	7816390101	NARCISSIA TRIGONARIA	8111060101

SOUTHWEST FLORIDA STUDY MEGAFUNA CHECKLIST

209

NAME	NODC CODE	NAME	NODC CODE
LINCKIA BOUVIERI	8111060202	OPHIOPSILA HARTMEYERI	8127030302
OPHIDIASTER GUILDINGI	8111060401	OPHIODERMA	81270501
SOLASTER CARIBBAEUS	8113010306	OPHIODERMA BREVISPIINA	8127050101
SOLASTER NOTOPHRYNUS	8113010307	OPHIODERMA BREVICAUDUM	8127050102
ASTERINA	81140101	OPHIODERMA APPRESUM	8127050103
ASTERINOPSIS PILOSA	8114010201	OPHIODERMA PHOENIUM	8127050106
PORANIIDAE	811403	OPHIODERMA CINEREUM	8127050108
PORANIELLA REGULARIS	8114030401	OPHIODERMA RUBICUNDUM	8127050109
MARGINASTER PECTINATUS	8114030501	OPHIOPAEPALAE GOESIANA	8127050201
ECHINASTERIDAE	811404	OPHIACANTHIDAE	812801
HENRICIA ANTILLARUM	8114040115	OPHIACANTHA LITTORALIS	8128010116
ECHINASTER	81140403	OPHIACANTHELLA TROSCHELI	8128010202
ECHINASTER MODESTUS	8114040302	OPHIOMYCES	81280105
ECHINASTER SPINULOSUS	8114040305	OPHIOLIMNA	81280109
FORCIPULATIDA	8115	HEMIEURYALIDAE	812802
SCLERASTERIAS CONTORTA	8117031602	OPHIOCHONDRUS	81280201
STEPHANASTERIAS	81170318	GNATHOPHIURINA	8129
OPHIUROIDEA	8120	OPHIACTIS SAVIGNYI	8129020301
OPHIOMYXA	81240102	OPHIACTIS ALGICOLA	8129020302
OPHIOMYXA FLACCIDA	8124010201	OPHIACTIS MULLERI	8129020306
OPHIOSYZYGUS	81240103	AMPHIURIDAE	812903
ASTEROSHEMA	81250201	AMPHIODIA TRYCHNA	8129030105
GORGONOCEPHALIDAE	812503	AMPHIPHOLIS	81290302
ASTROPHYTON MURICATUM	8125030301	OPHIOPHRAGMUS	81290306
ASTROPORPA ANNULATA	8125030401	OPHIOPHRAGMUS PULCHER	8129030604
ASTROCYCLUS CAECILIA	8125030501	AMPHIURA FIBULATA	8129031009
OPHIURIDAE	812701	OPHIOSTIGMA ISACANTHUM	8129031401
OPHIURA	81270106	OPHIONEREIS RETICULATA	8129031601
OPHIOMUSIUM	81270107	OPHIONEREIS OLIVACEA	8129031602
OPHIOLEPIS	81270110	OPHIOTHRIX ANGULATA	8129040102
OPHIOLEPIS ELEGANS	8127011001	OPHIOTHRIX SUENSONII	8129040104
OPHIOZONA	81270111	OPHIOTHRIX LINEATA	8129040105
OPHIOPLAX	81270118	ECHINOIDEA	8136
OPHIOCOMA PUMILA	8127030101	EUCIDARIS	81380101
OPHIOCOMA WENDTII	8127030102	EUCIDARIS TRIBULOIDES	8138010101
OPHIOPSILA	81270303	GENOCIDARIS MACULATA	8138010201
OPHIOPSILA RIISEI	8127030301	GENOCIDARIS AFFINIS	8138010202

SOUTHWEST FLORIDA STUDY MEGAFUNA CHECKLIST

	NAME	NODC CODE	NAME	NODC CODE
	STYLOCIDARIS	81380103	HOLOTHURIIDAE	817501
	STYLOCIDARIS AFFINIS	8138010301	HOLOTHURIA PRINCEPS	8175010102
	STYLOCIDARIS LINEATA	8138010302	HOLOTHURIA SURINAMENSIS	8175010104
	ASTROPYGA MAGNIFERA	8142010201	HOLOTHURIA OCCIDENTALIS	8175010105
	DIADEMA ANTILLARUM	8142010301	ISTICHOPUS BADIONOTUS	8175020301
	SALENIA GOESIANA	8145010101	ASTICHOPUS MULTIFIDUS	8175020401
	ARBACIIDAE	814701	CRINOIDEA	8186
	ARBACIA PUNCTULATA	8147010101	COMATULIDA	8189
	COELOPLEURUS FLORIDANUS	8147010201	COMASTERIDAE	819001
	LYTECHINUS VARIEGATUS	8148020101	COMACTINA MERIDIONALIS	8190010101
	LYTECHINUS EUERCES	8148020103	COMACTINA ECHINOPTERA	8190010102
	LYTECHINUS WILLIAMSII	8148020104	NEOCOMATELLA PULCHELLA	8190010201
	ECHINONEUS CYCLOSTOMUS	8151010101	LEPTONEMASTER VENUSTUS	8190010301
	CLYPEASTEROIDA	8152	NEMASTER	81900104
	CLYPEASTERIDAE	815301	ANALCIDOMETRA ARMATA	8190060101
	CLYPEASTER	81530101	CRINOMETRA BREVIPINNA	8190100101
210	CLYPEASTER PROSTRATUS	8153010101	STYLOMETRA SPINIFERA	8191010501
	CLYPEASTER SUBDEPRESSUS	8153010102	HYPALOMETRA DEFECTA	8191010601
	CLYPEASTER RAVENELII	8153010103	RHABDOPLEURA	82030101
	CLYPEASTER LUTKENI	8153010104	UROCHORDATA	84
	CLYPEASTER CYCLOPILUS	8153010105	ASCIDIACEA	8401
	CLYPEASTER CHESHERI	8153010106	APLOUSOBRANCHIA	8403
	CLYPEASTER EUCLASTUS	8153010107	CLAVELINIDAE	840301
	ENCOPE ABERRANS	8155040201	CYSTODYTES	84030101
	ENCOPE MICHELINI	8155040202	CYSTODYTES DELLECHIAJEI	8403010102
	ECHINOLAMPAS DEPRESSA	8158010101	CLAVELINA	84030102
	CONOLAMPUS SIGSBEI	8158010201	CLAVELINA GIGANTEA	8403010205
	MEOMA VENTRICOSA	8163010101	CLAVELINA PICTA	8403010206
	SPATANGIDAE	816302	DISTAPLIA	84030103
	HOLOTHUROIDEA	8170	DISTAPLIA BERMUDENSIS	8403010304
	PSOLUS TUBERCULOSUS	8172030208	EUDISTOMA	84030107
	PENTAMERA PULCHERRIMA	8172060306	EUDISTOMA CAPSULATUM	8403010703
	THYONE PAWSONI	8172060506	EUDISTOMA HEPATICUM	8403010704
	THYONELLA SABANILLAENSIS	8172060802	POLYCLINIDAE	840302
	THYONELLA PERVICAX	8172060803	AMAROUCIUM CONSTELLATUM	8403020109
	PSEUDOTHYONE BELLI	8172061401	AMAROUCIUM BERMUDAE	8403020113
	PSEUDOCOLOCHIRUS MYSTICUS	8172061601	AMAROUCIUM PELLUCIDUM	8403020114

SOUTHWEST FLORIDA STUDY MEGAFUNA CHECKLIST

NAME	NODC CODE
AMAROUCIUM LOBATUM	8403020116
POLYCLINUM CONSTELLATUM	8403020404
RITTERELLA	84030205
APLIDIUM	84030210
DIDEMNUM CANDIDUM	8403030103
TRIDIDEMNUM	84030302
TRIDIDEMNUM SAVIGNII	8403030204
TRIDIDEMNUM ORBICULATUM	8403030205
DIPLOSOMA MACDONALDI	8403030401
ECHINOCLINUM	84030306
RHOPALAEA ABDOMINALIS	8404020101
RHODOSOMA	84040406
ASCIDIA	84040501
STYELIDAE	840601
CNEMIDOCARPA	84060103
STYELA PARTITA	8406010509
STYELA PLICATA	8406010511
POLYCARPA	84060108
POLYCARPA CIRCUMARATA	8406010807
POLYANDROCARPA	84060114
POLYANDROCARPA TINCTA	8406011401
POLYANDROCARPA FLORIDANA	8406011403
PYURA	84060201
PYURA VITTATA	8406020106
MOLGULA OCCIDENTALIS	8406030115
PYROSOMA ATLANTICUM	8408010101
SALPA	84110103
BRANCHIOSTOMA	85000101
SCYLIORHINUS RETIFER	8708010304
NARCINE BRASILIENSIS	8713030401
RAJIDAE	871304
RAJA	87130401
RAJA EGLANTERIA	8713040113
RAJA GARMANI	8713040124
DASYATIS SAYI	8713050106
OSTEICHTHYES	8717
MURAENIDAE	874105

NAME	NODC CODE
ANARCHIAS YOSHIAE	8741050101
GYMNOTHORAX	87410504
GYMNOTHORAX NIGROMARGINAT	8741050404
GYMNOTHORAX SAXICOLA	8741050407
HOPLUNNIS	87410801
HOPLUNNIS MACRURUS	8741080102
HOPLUNNIS TENUIS	8741080103
PARACONGER CAUDILIMBATUS	8741120501
HILDEBRANDIA FLAVA	8741121001
MYROPHIS PUNCTATUS	8741130802
[USE 8741133101]	8741130901
OPHICHTHUS OCELLATUS	8741131003
ICHTHYAPUS OPHIONEUS	8741132502
APTERICHTUS	87411326
OPISTHONEMA OGLINUM	8747010701
GLOSSANODON PYGMAEUS	8756010302
SYNODONTIDAE	876202
SYNODUS	87620201
SYNODUS FOETENS	8762020101
SYNODUS INTERMEDIUS	8762020102
SYNODUS POEYI	8762020104
SYNODUS SYNODUS	8762020106
SAURIDA	87620203
SAURIDA BRASILIENSIS	8762020301
SAURIDA NORMANI	8762020303
TRACHINOCEPHALUS MYOPS	8762020401
PORICHTHYS PLECTRODON	8783010108
OPSANUS	87830102
GOBIESOCIDAE	878401
GOBIESOX	87840101
GOBIESOX STRUMOSUS	8784010102
LOPHIIDAE	878601
LOPHIUS GASTROPHYSUS	8786010102
ANTENNARIIDAE	878702
ANTENNARIUS	87870202
ANTENNARIUS OCELLATUS	8787020202
ANTENNARIUS RADIOSUS	8787020203

SOUTHWEST FLORIDA STUDY MEGAFUNA CHECKLIST

NAME	NODC CODE	NAME	NODC CODE
ANTENNARIUS SCABER	8787020205	SYNGNATHUS ELUCENS	8820020106
ANTENNARIUS PAUCIRADIATUS	8787020208	HIPPOCAMPUS	88200202
OGCOEPHALUS	87870401	HIPPOCAMPUS ERECTUS	8820020201
OGCOEPHALUS VESPERTILIO	8787040101	HIPPOCAMPUS REIDI	8820020204
OGCOEPHALUS PARVUS	8787040105	CORYTHOICHTHYS	88200204
OGCOEPHALUS RADIATUS	8787040106	[USE 8820022301]	8820020401
OGCOEPHALUS DECLIVIROSTR	8787040108	[USE 8820022302]	8820020402
OGCOEPHALUS CORNIGER	8787040109	NEOMERINTHE BEANORUM	8826010401
HALIEUTICHTHYS ACULEATUS	8787040301	PONTINUS	88260105
ZALIEUTES MCGINTYI	8787040401	PONTINUS CASTOR	8826010501
PHYSICULUS	87910103	PONTINUS RATHBUNI	8826010505
PHYSICULUS FULVUS	8791010301	SCORPAENA	88260106
BREGMACEROS ATLANTICUS	8791020101	SCORPAENA AGASSIZI	8826010601
UROPHYCIS	87910310	SCORPAENA ALBIFIMBRIA	8826010602
UROPHYCIS REGIA	8791031002	SCORPAENA BRACHYPTERA	8826010604
UROPHYCIS CIRRATA	8791031005	SCORPAENA BRASILIENSIS	8826010605
UROPHYCIS FLORIDANA	8791031007	SCORPAENA CALCARATA	8826010606
LEPOPHIDIUM	87920105	SCORPAENA DISPAR	8826010607
LEPOPHIDIUM CERVINUM	8792010503	SCORPAENA ELACHYS	8826010608
LEPOPHIDIUM GRAELLSI	8792010504	SCORPAENA INERMIS	8826010610
LEPOPHIDIUM JEANNAE	8792010505	SCORPAENA PLUMIERI	8826010614
LEPOPHIDIUM STAUROPHOR	8792010510	TRIGLIDAE	882602
OPHIDION	87920106	PRIONOTUS	88260201
OPHIDION BEANI	8792010601	PRIONOTUS CAROLINUS	8826020101
OPHIDION HOLBROOKI	8792010603	PRIONOTUS ALATUS	8826020105
NEOBYTHITES	87920120	PRIONOTUS MARTIS	8826020111
CARAPUS BERMUDENSIS	8792020101	PRIONOTUS OPHRYAS	8826020113
HEMIRAMPUS	88030102	PRIONOTUS PARALATUS	8826020114
EULEPTORHAMPHUS VELOX	8803010601	PRIONOTUS ROSEUS	8826020117
PAREXOCOETUS BRACHYPTERUS	8803011101	PRIONOTUS RUBIO	8826020118
HOLOCENTRUS RUFUS	8810080103	PRIONOTUS SALMONICOLOR	8826020120
MYRIPRISTIS JACOBUS	8810080201	PRIONOTUS STEARNSI	8826020121
OSTICHTHYS TRACHYPOMA	8810080301	BELLATOR	88260202
[USE 8810080110]	8810080501	BELLATOR BRACHYCHIR	8826020201
ANTIGONIA CAPROS	8811060101	BELLATOR EGRETTE	8826020202
AULOSTOMUS MACULATUS	8819010101	BELLATOR MILITARIS	8826020203
MACRORHAMPHOSUS SCOLOPAX	8819030101	PERCIFORMES	8834

SOUTHWEST FLORIDA STUDY MEGAFUNA CHECKLIST

NAME	NODC CODE	NAME	NODC CODE
SERRANIDAE	883502	APOGON PSEUDOMACULATUS	8835180110
CENTROPRISTIS	88350203	APOGON QUADRISQUAMATUS	8835180111
CENTROPRISTIS OCYURUS	8835020304	APOGON STELLATUS	8835180112
EPINEPHELUS	88350204	APOGON PHENAX	8835180116
EPINEPHELUS MORIO	8835020408	APOGON PILLIONATUS	8835180117
EPINEPHELUS NIVEATUS	8835020411	ASTRAPOGON ALUTUS	8835180201
DIPLECTRUM	88350210	CHEILODIPTERUS AFFINIS	8835180301
DIPLECTRUM FORMOSUM	8835021002	EPIGONUS	88351804
DIPLECTRUM BIVITTATUM	8835021005	PHAEOPTYX CONKLINI	8835180501
HEMANTHIAS VIVANUS	8835021202	PHAEOPTYX PIGMENTARIA	8835180503
HYPOLECTRUS	88350213	SYNAGROPS BELLUS	8835190201
HYPOLECTRUS PUELLA	8835021308	CAULOLATILUS	88352201
LIOPROPOMA EUKRINES	8835021402	CAULOLATILUS INTERMEDIUS	8835220103
SCHULTZEA BETA	8835022101	TRACHURUS LATHAMI	8835280102
SERRANICULUS PUMILIO	8835022201	CHLOROSCOMBRUS CHRYSURUS	8835280401
SERRANUS	88350223	DECAPTERUS	88352812
SERRANUS ANNULARIS	8835022301	DECAPTERUS PUNCTATUS	8835281202
SERRANUS ATROBRANCHUS	8835022302	HEMICARANX AMBLYRHYNCHUS	8835281401
SERRANUS CHIONARAIA	8835022304	LUTJANUS GRISEUS	8835360102
SERRANUS NOTOSPILUS	8835022307	LUTJANUS SYNAGRIS	8835360112
SERRANUS PHOEBE	8835022308	RHOMBOPLITES AURORUBENS	8835360501
SERRANUS SUBLIGARIUS	8835022309	PRISTIPOMOIDES AQUILONARI	8835360701
SERRANUS TABACARIUS	8835022310	EUCINOSTOMUS	88353901
SERRANUS TIGRINUS	8835022311	EUCINOSTOMUS GULA	8835390102
SERRANUS TORTUGARUM	8835022312	HAEMULON AUROLINEATUM	8835400101
PLECTRANTHIAS GARRUPELLUS	8835022601	HAEMULON PLUMIERI	8835400102
HOLANTHIAS	88350234	HAEMULON STRIATUM	8835400116
HOLANTHIAS MARTINICENSIS	8835023401	ORTHOPRISTIS CHRYSOPTERA	8835400201
RYPTICUS BISTRISPINUS	8835030202	SPARIDAE	883543
RYPTICUS MACULATUS	8835030204	LAGODON RHOMBOIDES	8835430201
PSEUDOGRAMMA GREGORYI	8835030502	CALAMUS CALAMUS	8835430503
LIPOGRAMMA	88350601	CALAMUS PRORIDENS	8835430508
PRISTIGENYS ALTA	8835170201	EQUETUS	88354412
APOGON	88351801	EQUETUS LANCEOLATUS	8835441202
APOGON AUROLINEATUS	8835180104	EQUETUS UMBROSUS	8835441206
APOGON MACULATUS	8835180107	MULLUS AURATUS	8835450201
APOGON PIGMENTARIUS	8835180108	PSEUDUPENEUS MACULATUS	8835450301

SOUTHWEST FLORIDA STUDY MEGAFUNA CHECKLIST

	NAME	NODC CODE	NAME	NODC CODE
	CHAETODON OCELLATUS	8835550101	DACTYLOSCOPUS	88401302
	CHAETODON AYA	8835550102	DACTYLOSCOPUS TRIDIGITATU	8840130201
	CHAETODON SEDENTARIUS	8835550107	DACTYLOSCOPUS POEYI	8840130203
	CENTROPYGE ARGI	8835550201	ASTROSCOPUS Y-GRAECUM	8840140102
	HOLACANTHUS	88355503	KATHETOSTOMA ALBIGUTTA	8840140301
	HOLACANTHUS CILIARIS	8835550301	[USE 8842012501]	8842010101
	HOLACANTHUS TRICOLOR	8835550303	HYPLEUROCHILUS BERMUDENSI	8842010503
	HOLACANTHUS BERMUDENSIS	8835550304	EMBLEMARIA ATLANTICA	8842090201
	[USE 8835550135]	8835550501	EMBLEMARIA PIRATULA	8842090203
	CHROMIS	88356203	LABRISOMUS GUPPYI	8842090304
	CHROMIS CYANEUS	8835620301	STARKSIA	88420906
	CHROMIS ENCHRYSURUS	8835620302	STARKSIA OCELLATA	8842090602
	CHROMIS SCOTTI	8835620307	CHAENOPSIS ROSEOLA	8842091004
	[USE 8835621233]	8835620505	NEMAELINUS ATELESTOS	8842091501
	[USE 8835621234]	8835620506	CALLIONYMUS	88460101
	POMACENTRUS	88356212	CALLIONYMUS BAIRDI	8846010102
214	AMBLYCIRRHITUS PINOS	8835640101	CALLIONYMUS PAUCIRADIATUS	8846010103
	CRENIMUGIL	88360105	CALLIONYMUS HIMANTOPHORUS	8846010125
	BODIANUS PULCHELLUS	8839010301	GOBIIIDAE	884701
	BODIANUS RUFUS	8839010302	CORYPHOPTERUS	88470102
	CLEPTICUS PARRAI	8839010401	CORYPHOPTERUS DICRUS	8847010203
	DECODON (ANIMAL)	88390105	CORYPHOPTERUS EIDOLON	8847010204
	DECODON PUELLARIS	8839010501	GOBIONELLUS	88470105
	HALICHOERES	88390107	GOBIONELLUS SAEPEPALLENIS	8847010510
	HALICHOERES BIVITTATUS	8839010702	GOBIOSOMA LONGIPALA	8847010606
	HALICHOERES CAUDALIS	8839010703	GOBIOSOMA MACRODON	8847010607
	HALICHOERES PICTUS	8839010707	GOBIOSOMA OCEANOPS	8847010608
	HALICHOERES POEYI	8839010708	MICROGOBIUS	88470107
	HEMIPTERONOTUS NOVACULA	8839010802	EVERMANNICHTHYS SPONGICOL	8847011002
	SCARUS	88390301	GNATHOLEPIS THOMPSONI	8847011101
	CRYPTOTOMUS ROSEUS	8839030201	RISOR RUBER	8847011501
	NICHOLSINA USTA	8839030301	BOLLMANNIA	88470116
	SPARISOMA	88390304	BOLLMANNIA COMMUNIS	8847011601
	SPARISOMA ATOMARIUM	8839030401	CHRIOLEPIS	88470117
	LONCHOPISTHUS MICROGNATHU	8840020103	VARICUS MARILYNAE	8847040102
	OPISTOGNATHUS	88400202	PEPRILUS PARU	8851030102
	OPISTOGNATHUS LONCHURUS	8840020201	BOTHIDAE	885703

SOUTHWEST FLORIDA STUDY MEGAFUNA CHECKLIST

NAME	NODC CODE	NAME	NODC CODE
CITHARICHTHYS	88570301	SPHOEROIDES DORSALIS	8861010205
CITHARICHTHYS CORNUTUS	8857030106	SPHOEROIDES SPENGLERI	8861010211
CITHARICHTHYS GYMNORHINUS	8857030108	CANTHIGASTER ROSTRATA	8861010401
CITHARICHTHYS MACROPS	8857030109	CHILOMYCTERUS SCHOEPFI	8861030101
ETROPUS	88570302	DIODON HOLOCANTHUS	8861030202
ETROPUS CROSSOTUS	8857030201		
ETROPUS RIMOSUS	8857030204		
ANCYLOPSETTA DILECTA	8857030503		
BOTHUS	88570306		
BOTHUS OCELLATUS	8857030603		
BOTHUS ROBINSI	8857030604		
CYCLOPSETTA FIMBRIATA	8857030802		
GASTROPSETTA FRONTALIS	8857031001		
SYACIUM	88570313		
SYACIUM GUNTERI	8857031301		
SYACIUM PAPILLOSUM	8857031303		
GYMNACHIRUS MELAS	8858010301		
GYMNACHIRUS TEXAE	8858010303		
SYMPHURUS	88580201		
SYMPHURUS PLAGIUSA	8858020101		
SYMPHURUS DIOMEDIANUS	8858020103		
SYMPHURUS MINOR	8858020105		
SYMPHURUS UROSPILUS	8858020110		
PARAHOLLARDIA LINEATA	8860010301		
BALISTIDAE	886002		
ALUTERUS SCHOEPFI	8860020101		
ALUTERUS SCRIPTUS	8860020104		
BALISTES CAPRISCUS	8860020201		
MONACANTHUS	88600207		
MONACANTHUS CILIATUS	8860020701		
MONACANTHUS HISPIDUS	8860020703		
MONACANTHUS SETIFER	8860020704		
LACTOPHRYS	88600301		
LACTOPHRYS QUADRICORNIS	8860030104		
ACANTHOSTRACION POLYGONIU	8860030202		
TETRAODONTIDAE	886101		
SPHOEROIDES	88610102		

As the Nation's principal conservation agency, the Department of the Interior has responsibility for most of our nationally-owned public lands and natural resources. This includes fostering sound use of our land and water resources; protecting our fish, wildlife, and biological diversity; preserving the environmental and cultural values of our national parks and historical places; and providing for the enjoyment of life through outdoor recreation. The Department assesses our energy and mineral resources and works to ensure that their development is in the best interests of all our people by encouraging stewardship and citizen participation in their care. The Department also has a major responsibility for American Indian reservation communities and for people who live in island territories under U.S. administration.

