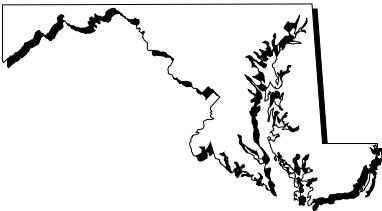


Goddard Space Flight Center at Greenbelt, MD and Wallops Island, VA

Economic Impact FY 2000



Maryland



Prince George's County



National Aeronautics and
Space Administration

Economic Impact

Goddard significantly impacts the local and national economy. As the Center acquires the necessary goods and services to perform its mission, the direct and indirect impacts of the expenditures of these funds affects the economic health and development of the local, state and national economy. The dollars spent by Goddard enhance business development, create jobs, and increase the tax base.

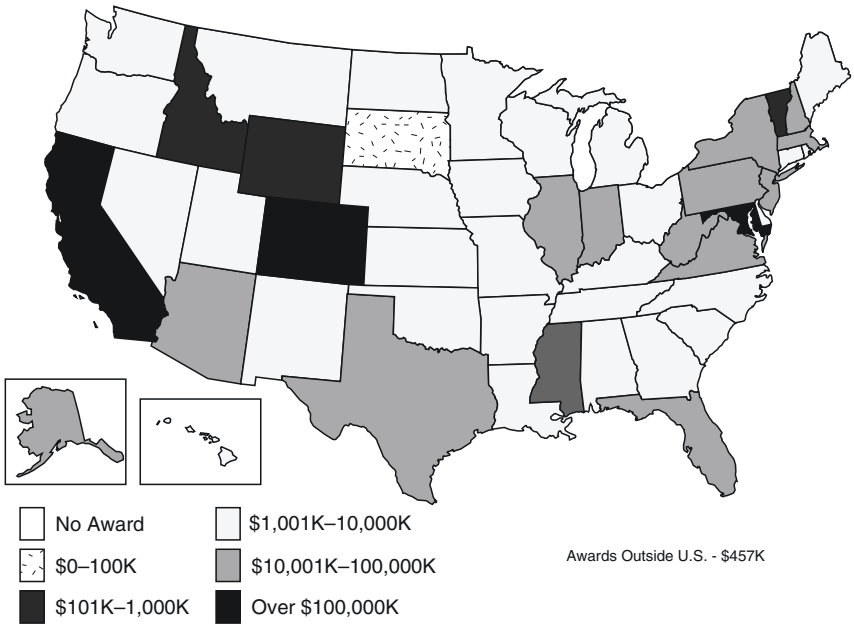
Contract Obligations

The largest portion of Goddard's budget is obligated through contracts with commercial firms, nonprofit institutions and other government agencies. These contracts allow the Center to acquire the goods and services necessary to accomplish its mission. Ultimately, these dollars are returned to the local, state and national economy in the form of gross output, sales, the purchase of intermediate goods and services, and employee income.

During Fiscal Year (FY) 2000, Goddard processed more than 29 percent of the Agency's contractual actions and 19.9 percent of the contractual obligations. In total, the Center obligated over 2.4 billion on new and existing contracts during FY 2000. These obligations and prime contract awards are issued to contractors nationwide, as well as, outside the United States. Commercial firms received 59 percent, educational institutions 25 percent, nonprofit organizations 9 percent, other government agencies 6 percent, and 1 percent was awarded geographically outside the U.S.

National Economic Impact

Total Prime Contract Awards FY 2000



GSFC Geographical Distribution FY 2000

State	Total (\$K)	State	Total (\$K)	State	Total (\$K)
Alabama	8,734	Kentucky	3,714	North Dakota	2,348
Alaska	16,373	Louisiana	2,086	Ohio	6,531
Arizona	29,669	Maine	1,435	Oklahoma	1,976
Arkansas	1,219	Maryland	1,006,768	Oregon	7,073
California	373,368	Massachusetts	50,182	Pennsylvania	16,328
Colorado	115,968	Michigan	8,413	Rhode Island	3,553
Connecticut	3,460	Minnesota	3,200	South Carolina	3,393
Delaware	2,261	Mississippi	952	South Dakota	1,014
District of Columbia	205	Missouri	4,703	Tennessee	3,613
Florida	13,342	Montana	4,543	Texas	45,806
Georgia	5,818	Nebraska	1,397	Utah	3,245
Hawaii	9,385	Nevada	1,508	Vermont	796
Idaho	743	New Hampshire	11,702	Virginia	94,471
Illinois	11,644	New Jersey	63,999	Washington	9,971
Indiana	47,043	New Mexico	8,124	West Virginia	15,936
Iowa	3,960	New York	29,536	Wisconsin	7,389
Kansas	1,582	North Carolina	4,477	Wyoming	544
				Total\$2,075,499

Excludes Purchases <\$25K

GSFC Leading Contractors FY 2000

FY 00	FY 99	Company	Number of Contracts	Millions of Dollars Obligated
1	1	Lockheed Martin Corporation	35	\$197.0
2	6	Raytheon STX Corporation	1	\$130.4
3	4	TRW, Inc.	9	\$106.5
4	2	Hughes Aircraft Company	3	\$87.5
*5	16	QSS Group, Inc.	6	\$75.2
6	7	Swales & Associates, Inc.	4	\$63.2
7	8	Ball Aerospace & Tech. Corporation	20	\$53.8
8	6	Hughes STX Corporation	4	\$48.2
9	9	ITT Corporation	3	\$45.1
10	12	Computer Sciences Corporation	25	\$25.2
11	13	NSI Technology Services Corporation	1	\$23.9
12	18	P R C, Inc.	4	\$22.4
13	11	Cortez III Service Corporation	1	\$20.0
14	15	Science Systems Applications	12	\$19.9
15	19	Space Systems Loral, Inc.	1	\$15.4
16	5	Alliedsignal Technical Services	10	\$15.0
17	23	General Sciences Corporation	8	\$14.2
18	14	Aerojet General Corporation	3	\$14.0
19	71	Orbital Sciences Corporation	6	\$13.5
20	21	Unisys Corporation	3	\$13.4
*21	34	Silicon Graphics Inc	62	\$13.2
22	22	CTA, Inc.	1	\$12.5
23	9	ITT Industries, Inc.	3	\$12.1
24	17	Fairchild Space & Defense Corporation	2	\$11.6
*25	182	Spectrum Astro, Inc.	4	\$9.1

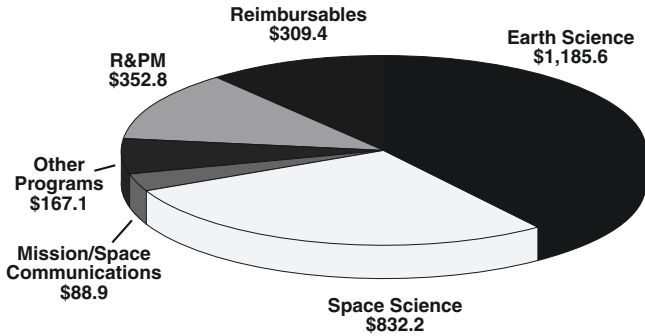
Source: PR353PRE (Format H) Report

*8(a) Minority

0 50 100 150 200 250
Millions of Dollars

GSFC FY 2000 Budget

Total Funding: \$2,936.0M



Source: FY 99 Program Authority

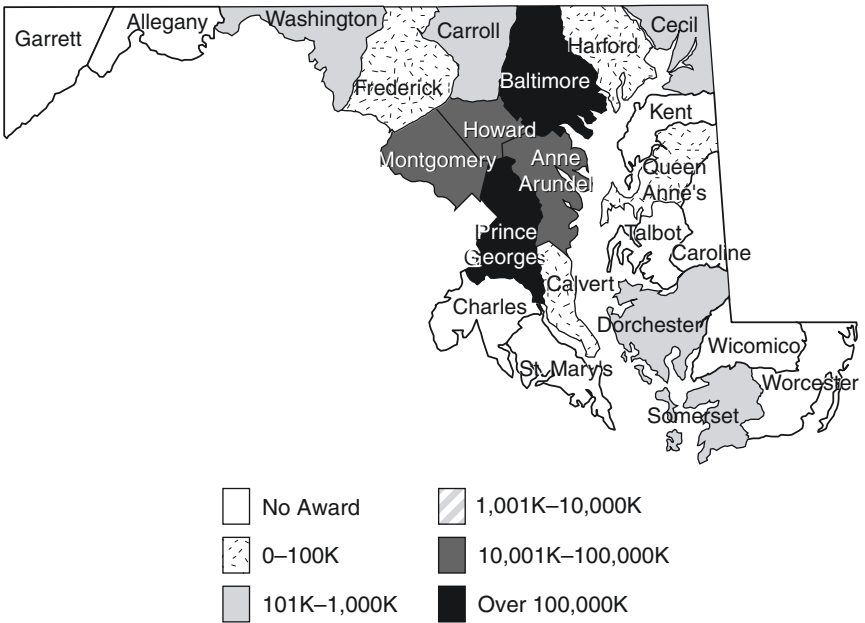
GSFC Top 25 Nonprofit Institutions FY 2000

FY 99	FY 98	Company	Number of Contracts	Millions of Dollars Obligated
1	1	Johns Hopkins University	98	\$93.8
2	2	Assoc. of Universities for Res. in Astronomy	30	\$72.3
3	3	University of Colorado – Boulder	169	\$52.1
4	4	University of Maryland – College Park	141	\$32.1
5	6	California Institute Technology	85	\$27.6
6	5	University of California – Berkeley	91	\$21.6
7	17	University of California – San Diego	71	\$18.2
8	9	Universities Space Research	46	\$18.0
9	16	University of Alaska – Fairbanks	27	\$16.1
10	12	New Mexico State University – Las Cruces	19	\$14.5
11	10	University of Arizona	140	\$14.2
12	11	Smithsonian Institution	148	\$13.1
13	13	Massachusetts Institute of Technology	114	\$12.8
14	8	Southwest Research Institute	50	\$12.7
15	14	Columbia University	67	\$11.0
16	15	Wheeling Jesuit College	4	\$9.3
17	34	Pennsylvania State University	68	\$8.9
18	28	University of Maryland – Baltimore County	26	\$8.0
19	17	University of New Hampshire	54	\$7.9
20	20	University of Washington	71	\$7.6
21	19	University of Texas – Austin	42	\$7.1
22	22	University of Wisconsin – Madison	60	\$6.8
23	21	University of California – Santa Barbara	46	\$6.8
24	18	Stanford University	48	\$6.6
25	23	University of Hawaii	72	\$6.5

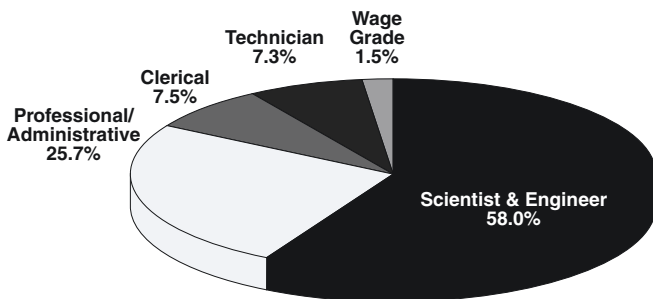
0 20 40 60 80 100 120
Millions of Dollars

Maryland Economic Impact

Total Prime Contract Awards FY 2000



GSFC Civil Service Staffing



Source: NASA Personnel Payroll System (NPPS)

Workforce Goddard Space Flight Center September 2000

	Civil Servants	Contract Personnel
Clerical	235	338
Professional/Administrative	810	1,172
Scientist/Engineer	1,825	3,114
Technician	231	676
Wage Grade	46	653
Total Workforce	3,147	5,953

Approximately 9,100 people work at the Goddard Space Flight Center at all of its sites.

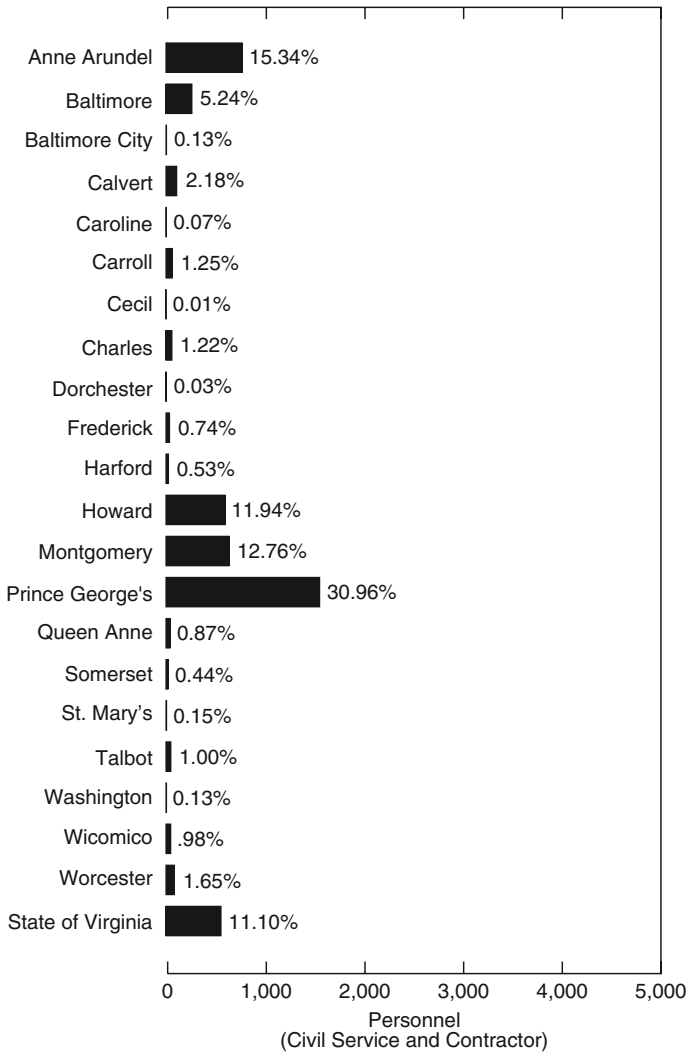
	Civil Servants	Contract Personnel
Greenbelt, MD	2,879	5,309
Wallops Island, VA	240	606
GISS, NY	18	23
Fairmont, WV (IV&V Facility)	10	15
Total Workforce	3,147	5,953

Source: NPPS & Locator and Information Services Tracking Systems (LISTS)

Readers interested in accessing NASA's homepage via internet may use the following URL address: <http://www.gsfc.nasa.gov>

Maryland

Residential Distribution of GSFC Personnel by County



Source: LIST5

Approximately 7,893 civil servants and contractors live in Maryland and 1,010 civil servants and contractors live in Virginia, which is 97.8% of Goddard's total workforce.

*Prince George's County
Economic Impact*

**Total Prime
Contract Awards
FY 2000**



FY 2000 GSFC SMALL BUSINESSES WITH PLACE OF PERFORMANCE IN PRINCE GEORGE'S COUNTY

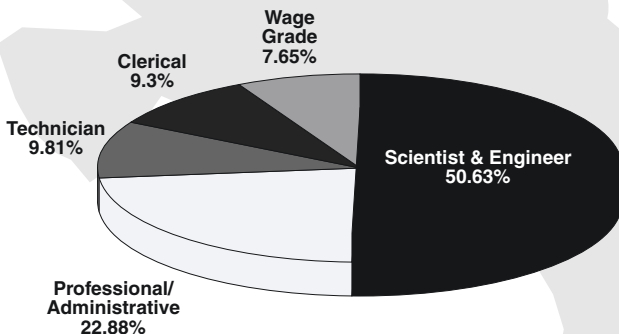
Contractor	FY 2000 Obligs Thousands (\$K)	Contractor	FY 2000 Obligs Thousands (\$K)
Q S S Group Inc	75,156	Jackson & Tull Inc	114
Swales & Associates Inc	63,233	Precision Machine & Tool Co	103
Science Systems Applications	17,906	Forbin Project Llc	100
Global Science & Tech Inc	9,070	Lorr Co	98
L B & B Associates Inc	7,037	O M F Contractors Inc	96
R S Information Systems Inc	5,253	Nomad Research Inc	85
Sylvest Management Systems	4,248	Software Corp America	85
Knight Protective Service Inc	4,105	S P Systems Inc	81
Camco Construction Co Inc	4,026	Computer Information Spec Inc	80
A S R C Aerospace Corp	3,752	Composite Mirror Applications	79
Occu Health Inc	3,638	Birsa Frank	76
S G T Inc	3,274	High Purity Systems Inc	75
Sanad Support Technologies Inc	2,727	Logicon D P C Technologies	75
Mentor Technologies Inc	2,291	Aerospace Engineering Gp Idea	72
Jorge Scientific Corp	2,240	E B S Machine Specialists	72
C P F Underground Utilities Inc	2,129	Alpha Corp	71
S M & A Corp East	1,880	T T H Research Inc	70
Research & Data Systems Corp	1,843	Web Llc	70
Modern Technology Systems	1,165	Edmunds Engineering Inc	59
International Dev & Eng Assoc	1,151	Surface Optics Corp	57
North America Telecomm Inc	1,086	Patterson Consulting & Training	56
Entek Inc	1,004	Vulcan Engineering Mfg Inc	54
Ferguson & Ramey Elec Contractors	949	Genesis Engineering Corp	53
Hot & Cold Corp	941	Martins Machine & Sheetmtl Inc	53
Capitol Contractors Inc	933	D L T Solutions Inc	52
Caelum Research Corp	913	M P S Hydrojetting Inc	47
Systems Engineering & Sec Inc	883	M & P International Inc	44
Adnet Systems Inc	807	Rehabilitation Opportunities	41
Edutech Limited	728	C S P Associates Inc	40
N V I Inc	662	Intraspect Software Inc	39
Altair Aerospace Corp	633	T L D Works	37
Century Computing Inc	633	Astronomical Research Cameras	36
Montage Inc	608	Applied Energy Systems Inc	35
Sigma Research & Engrg Corp	574	Electric Press Inc	35
A I Solutions Inc	552	Teltronics Inc	35
Power Maintenance Intl Inc	523	Interlinear Technology Inc	33
Analytical Graphics Inc	450	Research & Professional Serv	33
Herron Enterprises Inc	438	Conrow Edmund	32
Dynacs Engineering Co Inc	370	Nexgen Solutions Inc	31
Engineering Design Group Inc	354	Appnet Inc	29
Bechdon Co Inc	324	Gemini Electronic Components	29
Hammers Co Inc	319	Edern Prototype Inc	28
Curtis Management Co Inc	310	Office Manager Inc	26
Jackson & Tull Inc	281	Advertising Premiums & Incentv	25
Quantum Photonics Inc	250	Bederson Dr Ben	25
Advanced Computer Concept Inc	242	Edin Associates	25
Omitron Inc	235	Hagan Lucy	25
Telspan Services Inc	220	S P Contracting Inc	23
Tnk Space Corp	172	Enviro Management & Resrch Inc	21
Jackson & Tull Inc	168	Optimum Services & System Inc	17
Delmar Systems Inc	164	Superior Management Serv Inc	14
Cad Products Inc	127	Ava Electric Co Inc	11
Birnbaum Interpreting Services	125	Computer Specialists Inc	7
Opnet Technologies Inc	121	Stat A Matrix Inc	2
K T Tech Inc	117		

Source: BBD210CX Report

FY 2000 GSFC LARGE BUSINESSES WITH PLACE OF PERFORMANCE IN PRINCE GEORGE'S COUNTY

Contractor	FY 2000 Obligs Thousands (\$K)	Contractor	FY 2000 Obligs Thousands (\$K)
Raytheon Information System Co . . .	130,357	Fairfax Opportunities Unlimitd	401
Lockheed Martin Corp	100,955	Compaq Computer Corp	325
Hughes S T X Corp	48,228	Griffith Consumers Co	252
N S I Technology Serv Corp	23,936	Manhattan Construction Co	210
Cortez III Service Corp	19,960	Intellisource Information Sys	202
Computer Sciences Corp	19,184	Sherikon Inc	200
General Sciences Corp	14,368	Intellisource Information Sys	199
Unisys Corp	13,365	Dell Marketing Corp	179
C T A Inc	12,453	Xerox Corp	173
Fairchild Space & Def Corp	11,579	National Semiconductor Corp	122
Potomac Electric Power Co	7,776	Calvert Trash Systems Inc	120
Alliedsignal Technical Serv	7,731	Maxima Corp	88
Raytheon S T X Corp	7,660	Hewlett Packard Co	76
Appnet Inc	7,086	Digital Equipment Corp	68
R M S Information Systems Inc	6,700	G E Capital Modular Space	63
Brown & Root Services Corp	4,829	Research Support Instruments	60
Parsons Infrastructure & Tech	4,709	Federal Data Corp	54
Boeing Co	4,082	Information Builders Inc	53
Siemens Business Comm Sys Inc	3,536	Wind River Systems Inc	51
Mcdonnell Douglas Corp	2,486	A C S Government Solutns Group	50
Honeywell Technology Sols Inc	2,144	Eaton Corp	50
Washington Gas Light Co	1,924	Price Modern Inc	47
Parsons Infrastructure & Tech	1,534	S M & A Corp East	43
Raytheon Technical Services Co	1,528	Sybase Inc	43
Booz Allen & Hamilton Inc	1,300	Mallett Technology Inc	42
Twigg Corp	1,278	Nextel Communications Inc	40
Gartner Group Inc	921	Innoveda Inc	37
Chesapeake & Potomac Telephone	867	Innoveda Inc	30
Booz Allen & Hamilton Inc	792	Project Software & Dev Inc	30
Johnson Controls Inc	687	U S Filter Corp	25
P R C Inc	677	W W Graingers Inc	25
S M & A Corp East	499	Electrico Inc	5
Litton Industries Inc	448	Canon Usa Inc	4

GSFC WORKFORCE OF PRINCE GEORGE'S COUNTY RESIDENTS



Approximately 2,824 civil servants and contractors reside in Prince George's County

Source: Locator and Information Services Tracking Systems (LISTS)

Vision Statement

We revolutionize knowledge of the Earth and the universe through scientific discovery from space to enhance life on Earth.