

### **NASA's Vision**

To improve life here,  
To extend life to there,  
To find life beyond

### **NASA's Mission**

To understand and protect our home planet  
To explore the Universe and search for life  
To inspire the next generation of explorers  
...as only NASA can

Visit GSFC on the Web at: <http://www.gsfc.nasa.gov>




National Aeronautics and  
Space Administration

Goddard Space Flight Center

# **Economic Impact**

## **FY 2003**



- National
- Maryland
- Prince George's County

**Goddard Space Flight Center**  
at Greenbelt, MD and Wallops Island, VA

Goddard significantly impacts the local and national economy. As the Center acquires the necessary goods and services to perform its mission, the direct and indirect impacts of the expenditures of these funds affects the economic health and development of the local, state and national economy. The dollars spent by Goddard enhance business development, create jobs, and increase the tax base.

### Contract Obligations

The largest portion of Goddard's budget is obligated through contracts with commercial firms, nonprofit institutions and other government agencies. These contracts allow the Center to acquire the goods and services necessary to accomplish its mission. Ultimately, these dollars are returned to the local, state and national economy in the form of gross output, sales, the purchase of intermediate goods and services, and employee income.

During Fiscal Year (FY) 2003, Goddard processed more than 24 percent of the Agency's contractual actions and more than 22 percent of the contractual obligations. In total, the Center obligated over \$2.7 billion available funds on new and existing contracts during FY 2003. These obligations and prime contract awards are issued to contractors nationwide, as well as outside the United States. Commercial firms received 52.6 percent, educational institutions 27.55 percent, nonprofit organizations 9.93 percent, other government agencies 9.68 percent, and 0.24 percent was awarded geographically outside the U.S.

## FY 2003 GSFC Small Business with Place of Performance in Prince George's County

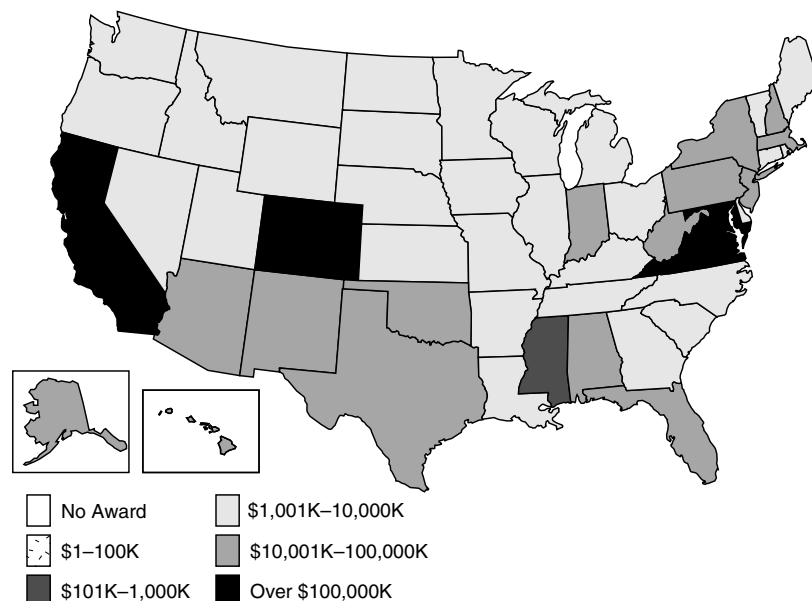
Contractor	Fy 2003 Obligs (Thousands)	Contractor	Fy 2003 Obligs (Thousands)
Q S S Group Inc.....	63,059	Experimental & Math Physics .....	135
Science Systems Applications .....	62,891	Computer Information Spec Inc.....	130
Swales & Associates Inc .....	49,715	Earth Resources Technology Inc .....	128
SGT Inc.....	15,292	Visual Language Interpreting.....	125
Global Science & Tech Inc.....	9,878	SM & A Corp East .....	118
LB & B Associates Inc .....	9,734	Aquilent Inc .....	115
Indus Corp .....	9,410	Deutsche Telekom Inc .....	100
S R S Information Services .....	8,908	Bay State Computers Inc.....	99
R S Information Systems Inc .....	7,720	Z Systems Corp.....	99
Sectek Inc.....	5,008	Prime Circuits Inc.....	98
Dynacs Engineering Co Inc .....	4,309	Washington Technology Group .....	96
H C D International Inc .....	3,000	Advertising Premiums & Incentv .....	86
Modern Technology Systems Inc.....	2,637	Alterion .....	86
Sigma Research & Engrg Corp .....	2,471	Geo Eco Arc Research.....	82
ASRC Aerospace Corp .....	2,180	Hot & Cold Corp .....	79
Occu Health Inc.....	1,949	Ferguson & Ramey Elec Contrctr .....	76
Adnet Systems Inc .....	1,460	Alpha Corp.....	75
NVI Inc.....	1,209	Lyme Computer Systems Inc .....	74
Omitron Inc .....	1,141	Leahy Anne .....	72
S P Systems Inc .....	1,121	Optical Research Associates .....	72
Venus Construction Corp .....	1,114	Organization Development Sys.....	67
Bowhead Transportation Co Inc .....	1,059	B & W Technologies Inc.....	62
Strategic Management Concepts.....	1,020	Creative Sign Service Inc.....	60
Bechdon Co Inc .....	855	Focal Point Technologies LLC .....	57
Genesis Engineering Corp .....	788	Jackson & Tull Chartered Engrs .....	57
Advanced Computer Concept Inc .....	773	Conceptual Analytics LLC .....	55
Herron Enterprises Inc .....	739	Precision Machine & Tool Co.....	52
TTH Research Inc.....	708	Proxemy Research Inc.....	51
Minshall Stewart Properties.....	650	Micrographic Specialties Inc.....	50
Capitol Contractors Inc.....	613	TNK Space Corp .....	50
Mentor Technologies Inc.....	580	Chemical & Engineering Specclty.....	48
AI Solutions Inc.....	528	Center Dispute Settlement .....	44
Curtis Management Co Inc .....	458	Davis Instruments LLC.....	40
Wright Solutions Inc.....	328	Lorr Co.....	40
Hilda Management Group Inc.....	284	Camco Construction Co Inc .....	36
Flight Fab Inc.....	272	Hydromax Inc .....	35
Tapeonline.com .....	224	Jackson & Tull Chartered Engrs .....	34
TNK Space Corp .....	210	Analytic & Computational Res.....	30
Enviro Management & Resrch Inc .....	209	General Solar Corp .....	29
Professional Solutions Inc .....	204	Analytical Graphics Inc.....	28
Systems Engineering Inc .....	197	Resco Washington.....	27
AEC Services Inc .....	195	Advanced Management Tech Inc.....	24
Consolidated Safety Svs Inc.....	191	Advanced Common Solutions .....	20
Advanced Systems Tech & Mgmt .....	184	Vulcan Engineering Mfg Inc .....	10
Hazmed Inc .....	180	Eureka Scientific Inc .....	9
Research & Data Systems Corp .....	169	Bottomline Solutions Inc .....	8
Web LLC .....	157	Thomas Ronald .....	8
Constellation Software Engrg .....	145	Taylor William .....	4
Edin Associates.....	140	Jorge Scientific Corp.....	3
Lord & Co Inc.....	138	Montage Inc .....	2

## FY 2003 GSFC Large Business with Place of Performance in Prince George's County

Contractor	Fy 2003 Obligs (Thousands)	Contractor	Fy 2003 Obligs (Thousands)
Raytheon Information System Co	110,970	Personnel Decisions Rsch Inst	245
Lockheed Martin Corp	78,058	Price Modern Inc	240
Mantech Systems Engrg Corp	26,382	Xerox Corp	240
Cortez III Service Corp	23,064	Northrop Grumman Info Tech Inc	180
Science Application Intl Corp	15,764	Calvert Trash Systems Inc	164
Parsons Infrastructure & Tech	12,585	General Dynamics Corp	121
Computer Sciences Corp	12,186	Boeing Engineering Svs Inc	113
Boeing Co	7,971	Parsons Infrastructure & Tech	106
Raytheon Technical Services Co	7,769	Federal Express Corp	90
Potomac Electric Power Co	6,832	L Three Communications Corp	78
Raytheon STX Corp	6,147	Axcelis Technologies Inc	75
Honeywell Technology Sols Inc	3,244	Compaq Computer Corp	72
Northrop Grumman Computing Sys	3,184	Centel Federal Services Corp	69
Siemens Enterprise Netwrks LLC	2,829	Holiday Inn	61
Washington Gas Light Co	1,526	Cutler Hammer Inc	55
Service Source Inc	1,505	Research Support Instruments	50
Lanier Worldwide Inc	994	Residence Inn Greenbelt	45
NSI Technology Serv Corp	909	Brio Software	42
Accenture LLP	769	GE Capital Modular Space	41
Johnson Controls Inc	676	L Three Communications Corp	34
Manhattan Construction Co	654	Haworth Inc	30
Unisys Corp	433	Brown & Root Services Corp	25
Government Technology Ser Inc	373	M C I Worldcom	22
Silicon Graphics Federal Inc	345	Siemens Business Comm Sys Inc	22
Lockheed Martin Corp	332	Integral Systems Inc	16
Kling Lindquist	287	Vega IT Inc	11
Lockheed Martin Services Inc	276		

## National Economic Impact

### Total Prime Contract Awards FY 2003



## GSFC Geographical Distribution FY 2003

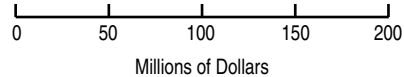
State	Total (\$K)	State	Total (\$K)	State	Total (\$K)
Alabama	\$11,806	Louisiana	3,909	Oklahoma	18,664
Alaska	13,142	Maine	1,280	Oregon	6,583
Arizona	38,283	Maryland	950,813	Pennsylvania	16,430
Arkansas	1,595	Massachusetts	61,680	Rhode Island	7,817
California	459,437	Michigan	9,629	South Carolina	7,216
Colorado	131,449	Minnesota	5,180	South Dakota	1,018
Connecticut	3,830	Mississippi	674	Tennessee	6,415
Delaware	1,194	Missouri	7,805	Texas	25,363
District of Columbia	18,199	Montana	\$7,529	Utah	2,889
Florida	17,186	Nebraska	1,929	Vermont	1,142
Georgia	5,038	Nevada	2,780	Virginia	136,205
Hawaii	14,351	New Hampshire	14,162	Washington	8,709
Idaho	3,233	New Jersey	40,831	West Virginia	58,731
Illinois	9,254	New Mexico	22,093	Wisconsin	7,470
Indiana	22,499	New York	27,361	Wyoming	1,103
Iowa	5,227	North Carolina	3,888		
Kansas	1,679	North Dakota	1,808	<b>TOTAL</b>	<b>\$2,236,727</b>
Kentucky	3,587	Ohio	6,558		

Excludes Purchases <\$25K

## GSFC Leading Contractors FY 2003

Company	Number of Contracts	Millions of Dollars Obligated
Boeing Satellite Systems, Inc.	2	\$164.4
Lockheed Martin Corp.	29	\$132.8
Raytheon Information Systems Co.	2	\$110.9
Ball Aerospace & Tech. Corporation	14	\$78.8
TRW, Inc.	4	\$71.5
QSS Group, Inc.	4	\$63.0
Science Systems Applications	12	\$62.9
Northrop Grumman Systems Corporation	4	\$60.0
Swales & Associates, Inc.	4	\$49.7
Mantech Systems Engineering Corp.	1	\$26.3
Cube Corporation	1	\$26.3
ITT Corporation	10	\$25.7
P R C, Inc.	1	\$23.8
Science Application International Corp.	13	\$23.7
Cortez III Service Corporation	1	\$23.0
Spectrum Astro, Inc.	2	\$20.0
Computer Sciences Corporation	28	\$18.9
Averstar, Inc.	2	\$17.6
SGT, Inc.	15	\$17.5
Parsons Infrastructure & Tech.	2	\$12.7
Honeywell Technology Sols., Inc.	20	\$10.9
ACS Government Solutions Group	4	\$10.2
Global Science & Tech., Inc.	8	\$9.8
L B & B Associates, Inc.	2	\$9.7
Indus Corporation	1	\$9.4

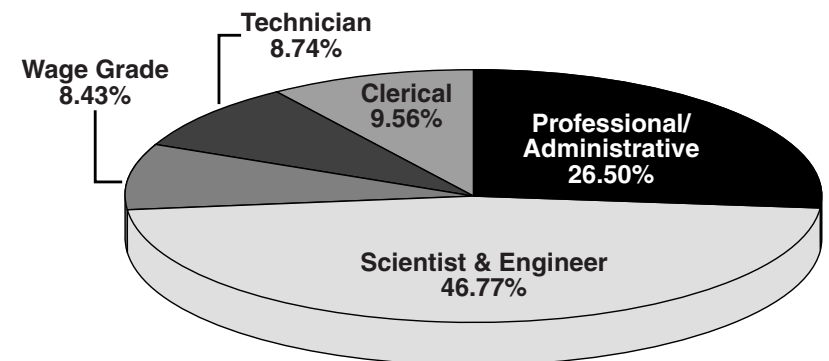
Source: PR353PRE (Format H) Report



## Prince George's County Economic Impact

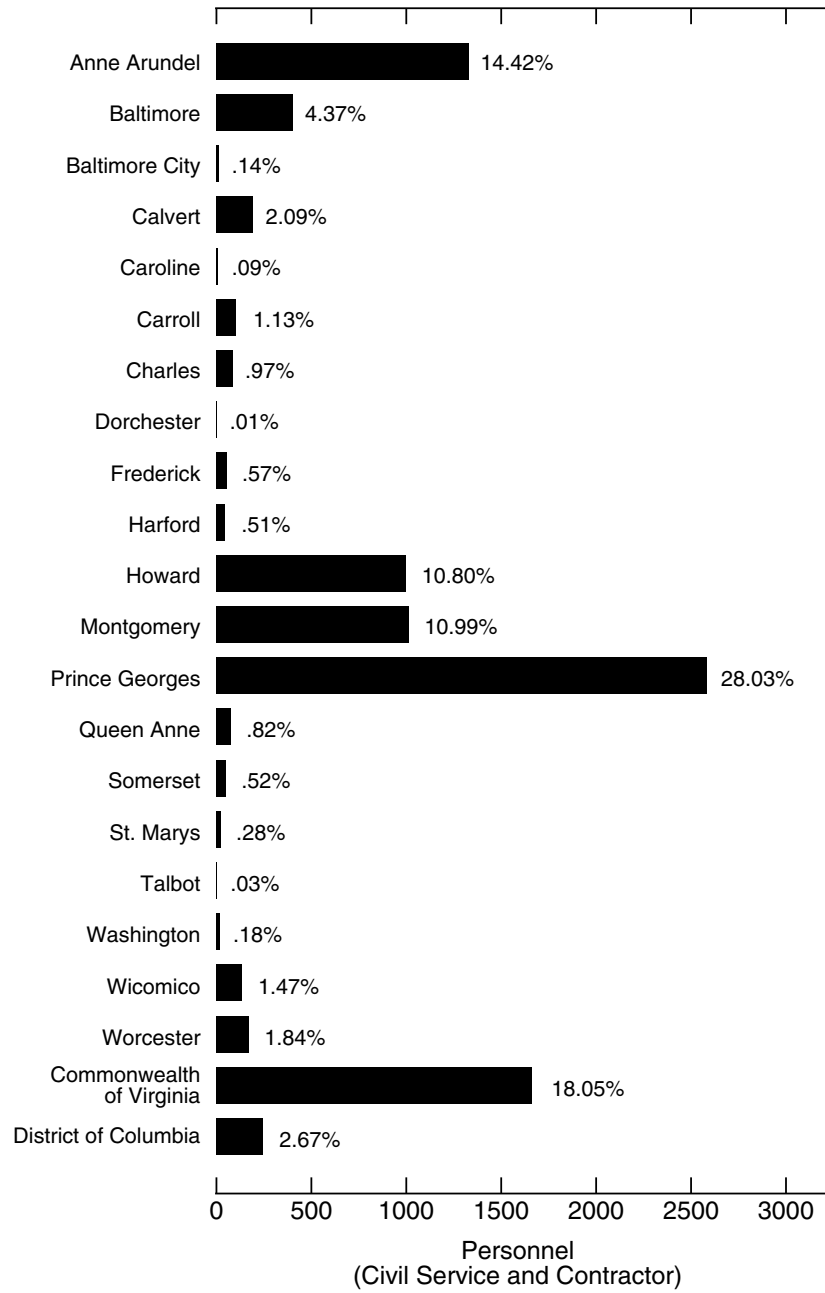


## GSFC Workforce of Prince George's County Residents



Approximately 2585 civil servants and contractors reside in Prince George's County.  
Source: Locator and Information Services Tracking Systems (LISTS)

## Residential Distribution of GSFC Personnel

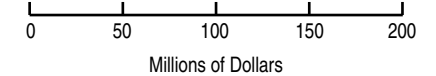


Approximately 7311 civil servant and contractors live in Maryland and 1027 civil servants and contractors reside in Virginia, which is approximately 86% of Goddard's total workforce.

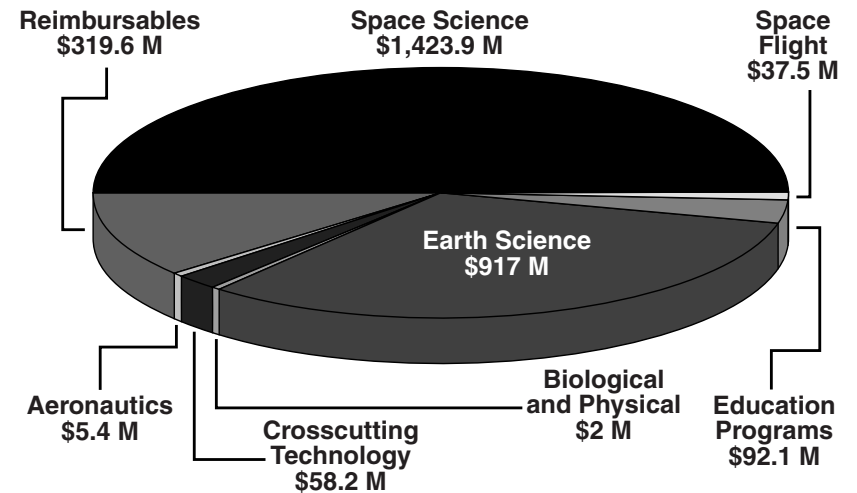
## GSFC Top 10 Nonprofit Institutions FY 2003

Institution	Number of Contracts	Millions of Dollars Obligated
Johns Hopkins University	137	\$185.4
Assoc. of Universities for Res. in Astronomy	29	\$74.9
University of Colorado – Boulder	180	\$36.9
University of California – Berkeley	107	\$31.6
Stanford University	41	\$27.8
California Institute Technology	82	\$20.4
Institute Scientific Research, Inc.	4	\$18.3
Universities Space Research	51	\$17.7
New Mexico State University – Las Cruces	19	\$17.5
University of Maryland – College Park	151	\$17

Source: PR353PRE (Format H) Report

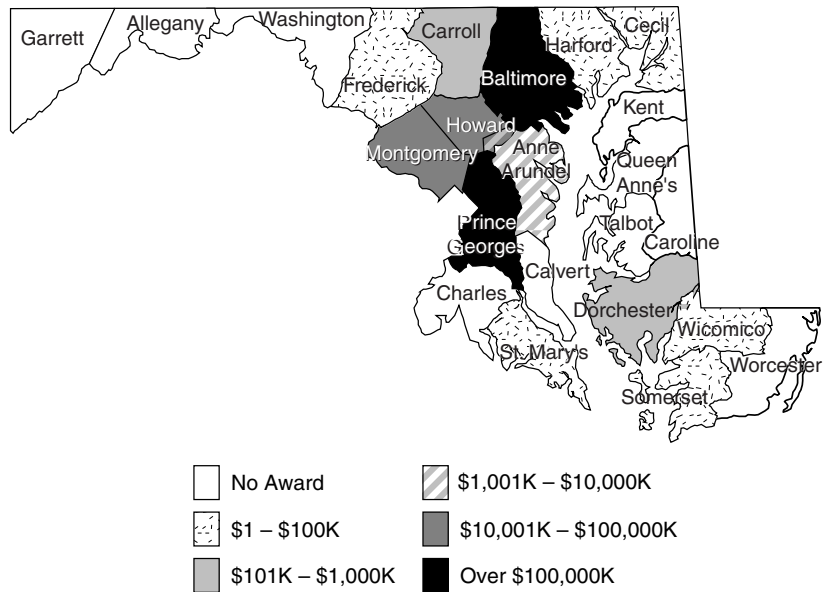


## GSFC FY 2003 Budget

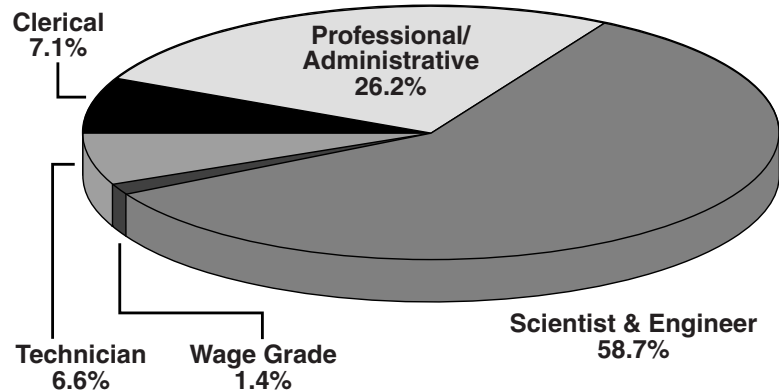


## Maryland Economic Impact

### Total Prime Contract Awards FY 2003



### GSFC Civil Service Staffing



## Workforce Goddard Space Flight Center

### September 2003

	Civil Servants	Contract Personnel
Clerical	216	478
Professional/Admin	845	1,518
Scient/Eng	1,865	3,806
Technician	206	934
Wage Grade	40	868
<b>Total Workforce</b>	<b>3,172</b>	<b>7,604</b>

Approximately 10,776 people work at all of the Goddard Space Flight Center sites.

	Civil Servants	Contract Personnel
Greenbelt, MD	2,856	6,077
Wallops Island, VA	261	1,105
NY (GISS)	21	22
Fairmont, WV (IV&V)	30	120
White Sands, NM	4	280
<b>Total Workforce</b>	<b>3,172</b>	<b>7,604</b>

Source: NPPS& Locator and Information Services Tracking Systems (LISTS)