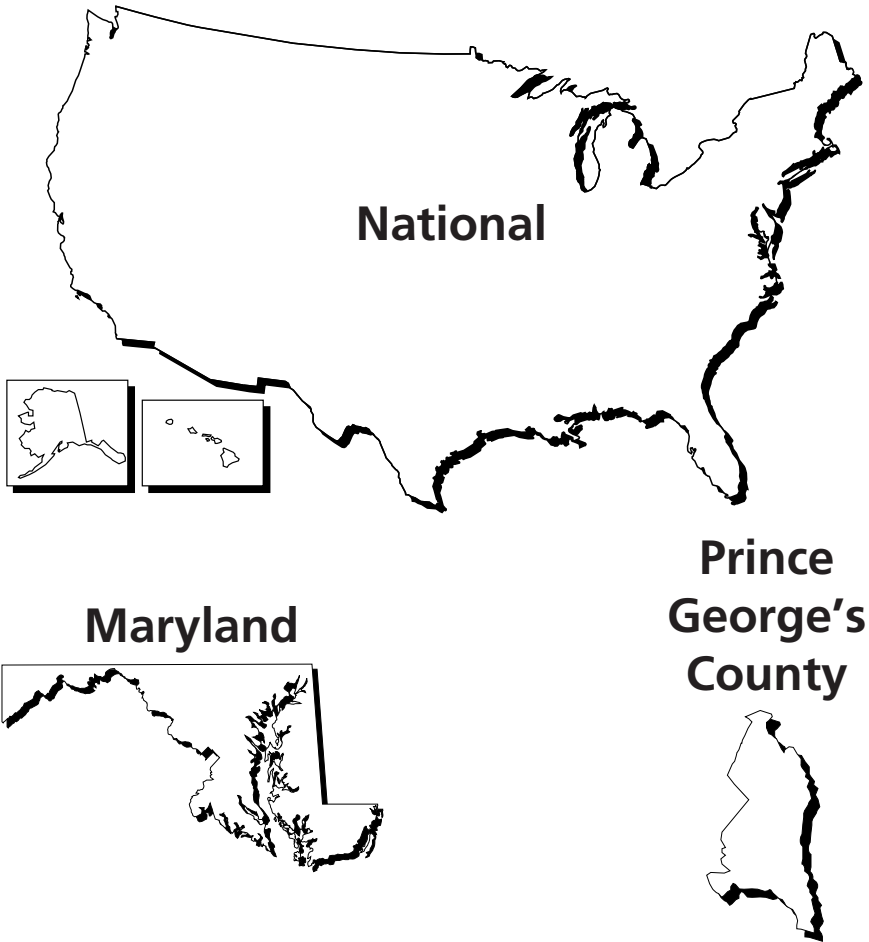


Goddard Space Flight Center at Greenbelt, MD and Wallops Island, VA

Economic Impact FY 2002



National Aeronautics and
Space Administration

Economic Impact

Goddard significantly impacts the local and national economy. As the Center acquires the necessary goods and services to perform its mission, the direct and indirect impacts of the expenditures of these funds affects the economic health and development of the local, state and national economy. The dollars spent by Goddard enhance business development, create jobs, and increase the tax base.

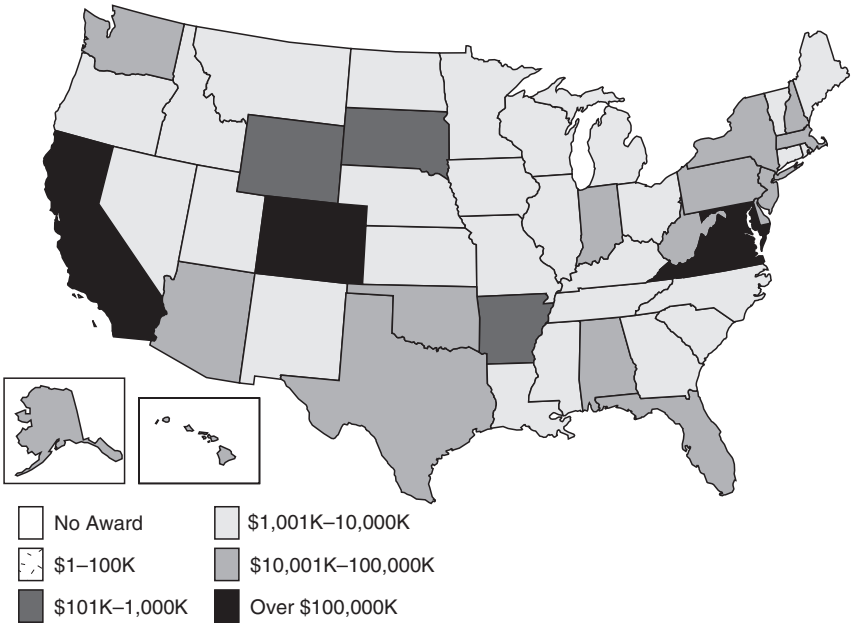
Contract Obligations

The largest portion of Goddard's budget is obligated through contracts with commercial firms, nonprofit institutions and other government agencies. These contracts allow the Center to acquire the goods and services necessary to accomplish its mission. Ultimately, these dollars are returned to the local, state and national economy in the form of gross output, sales, the purchase of intermediate goods and services, and employee income.

During Fiscal Year (FY) 2002, Goddard processed more than 28 percent of the Agency's contractual actions and 20 percent of the contractual obligations. In total, the Center obligated over \$2.6 billion on new and existing contracts during FY 2002. These obligations and prime contract awards are issued to contractors nationwide, as well as outside the United States. Commercial firms received 55 percent, educational institutions 27.4 percent, nonprofit organizations 10.2 percent, other government agencies 7.1 percent, and 0.3 percent was awarded geographically outside the U.S.

National Economic Impact

Total Prime Contract Awards FY 2002



GSFC Geographical Distribution FY 2002

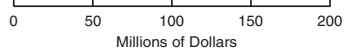
State	Total (\$K)	State	Total (\$K)	State	Total (\$K)
Alabama	13,291	Louisiana	1,673	Oklahoma	11,282
Alaska	15,872	Maine	1,284	Oregon	6,356
Arizona	31,575	Maryland	1,060,675	Pennsylvania	21,451
Arkansas	658	Massachusetts	45,765	Rhode Island	3,229
California	354,887	Michigan	9,817	South Carolina	4,053
Colorado	108,723	Minnesota	3,552	South Dakota	607
Connecticut	4,016	Mississippi	1,051	Tennessee	9,057
Delaware	3,640	Missouri	9,806	Texas	50,122
District of Columbia	14,181	Montana	6,565	Utah	3,503
Florida	15,446	Nebraska	1,355	Vermont	2,205
Georgia	4,141	Nevada	1,155	Virginia	124,490
Hawaii	10,706	New Hampshire	12,223	Washington	13,879
Idaho	6,550	New Jersey	51,187	West Virginia	53,696
Illinois	8,769	New Mexico	7,875	Wisconsin	8,289
Indiana	35,911	New York	33,993	Wyoming	721
Iowa	3,912	North Carolina	3,814		
Kansas	1,734	North Dakota	2,430	TOTAL	\$2,210,470
Kentucky	1,820	Ohio	7,478		

Excludes Purchases <\$25K

GSFC Leading Contractors FY 2002

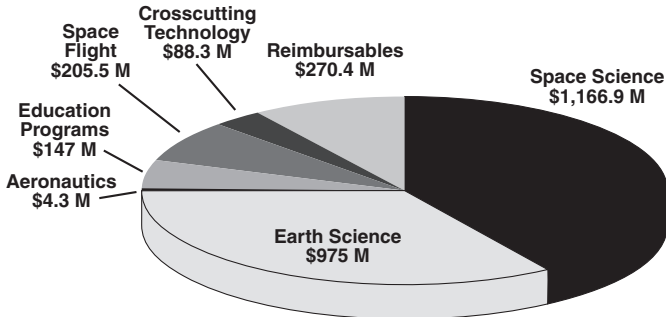
FY 02	FY 01	Company	Number of Contracts	Millions of Dollars Obligated
1	1	Lockheed Martin Corp.	27	\$156.7
2	2	Raytheon Information Systems Co.	1	\$132.0
3	6	QSS Group, Inc.	4	\$100.7
4	120	Boeing Satellite Systems, Inc.	1	\$89.0
5	3	TRW, Inc.	7	\$86.0
6	4	Swales & Associates, Inc.	4	\$84.6
7	7	Science Systems Applications	10	\$61.2
8	581	Northrop Grumman Systems Corporation	3	\$51.3
9	8	Ball Aerospace & Tech. Corporation	11	\$45.4
10	9	ITT Corporation	5	\$33.4
11	12	P R C, Inc.	2	\$25.5
12	61	Cube Corporation	1	\$23.9
13	14	Cortez III Service Corporation	2	\$22.7
14	15	Parsons Infrastructure & Tech.	2	\$19.6
15	16	General Sciences Corporation	7	\$19.2
16	11	Averstar, Inc.	2	\$17.7
17	---	Mantech Systems Engineering Corp.	1	\$16.8
18	18	Computer Sciences Corporation	28	\$15.5
19	17	Spectrum Astro, Inc.	3	\$12.6
20	26	S R S Information Services	1	\$10.7
21	19	I T T Industries, Inc.	2	\$10.6
22	10	N S I Technology Service Corp.	1	\$10.5
23	22	L B & B Associates, Inc.	1	\$9.8
24	20	Global Science & Tech., Inc.	7	\$9.4
25	21	Honeywell Technology Sols., Inc.	15	\$8.6

Source: PR353PRE (Format H) Report



GSFC FY 2002 Budget

Total Funding: \$2,857.4 M

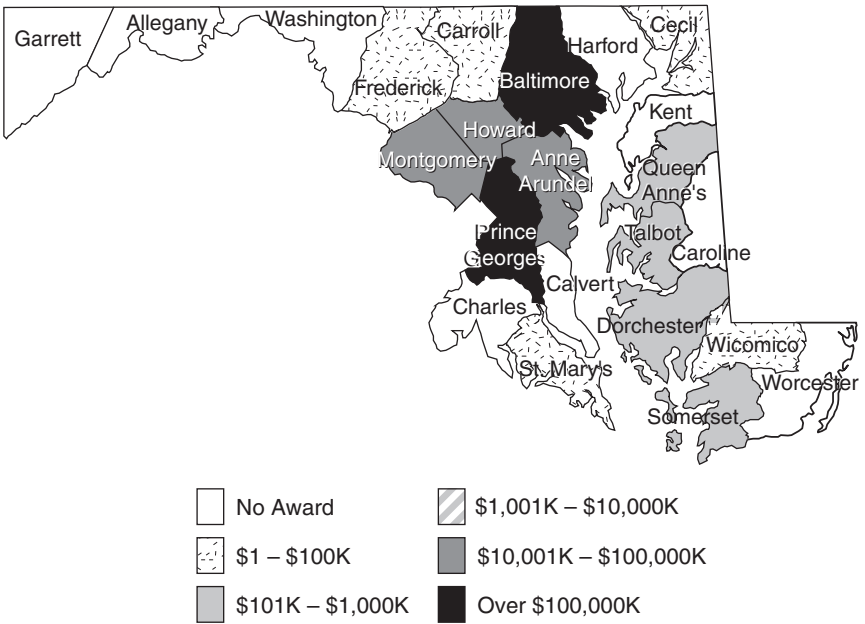


Source: FY 04 NASA Congressional Budget request. Funding for salaries and benefits and travel are included in each Enterprise. Findings for salaries and benefits and travel are included in each enterprise.

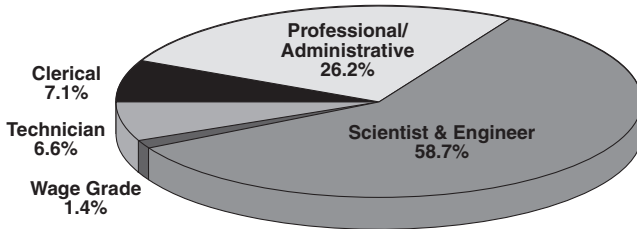
GSFC Top 25 Nonprofit Institutions FY 2002

FY 02	FY 01	Company	Number of Contracts	Millions of Dollars Obligated
1	1	Johns Hopkins University	125	\$165.3
2	2	Assoc. of Universities for Res. in Astronomy	32	\$90.7
3	3	University of Colorado -- Boulder	192	\$43.7
4	6	University of California -- Berkeley	105	\$23.4
5	4	California Institute Technology	83	\$21.1
6	13	University of Maryland -- Baltimore County	39	\$18.8
7	5	University of Maryland -- College Park	141	\$18.5
8	8	New Mexico State University -- Las Cruces	13	\$17.5
9	20	Institute Software Research	6	\$17.1
10	10	University of Alaska -- Fairbanks	20	\$15.5
11	7	Massachusetts Institute of Technology	92	\$13.0
12	14	University of Arizona	128	\$12.9
13	9	Smithsonian Institution	147	\$12.3
14	18	Pennsylvania State University	54	\$11.4
15	11	Columbia University	43	\$11.4
16	20	Universities Space Research	34	\$11.3
17	17	Southwest Research Institute	65	\$11.2
18	19	Wheeling Jesuit College	5	\$10.9
19	40	Oklahoma State University	3	\$10.6
20	15	University of California -- San Diego	69	\$10.2
21	16	University of Hawaii	76	\$9.7
22	22	Stanford University	35	\$9.6
23	21	University of New Hampshire	60	\$8.4
24	34	University of Michigan -- Ann Arbor	69	\$7.4
25	23	University of Washington	76	\$7.2

Total Prime Contract Awards FY 2002



GSFC Civil Service Staffing



Source: NASA Personnel Payroll System (NPPS)

Workforce Goddard Space Flight Center September 2002

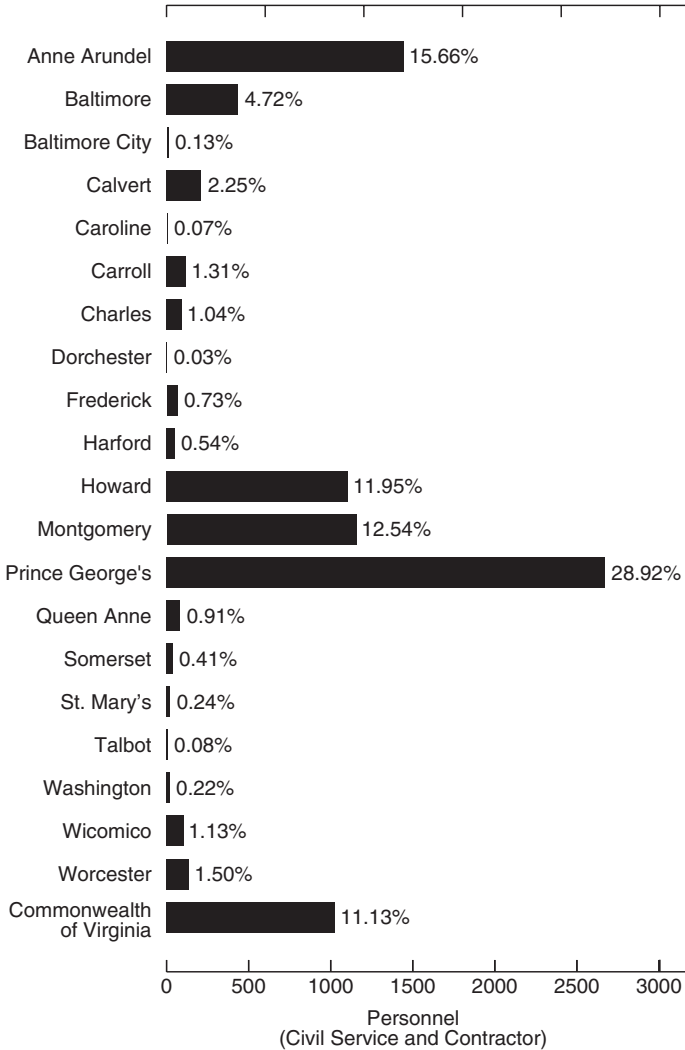
	Civil Servants	Contract Personnel
Clerical	227	397
Professional/Administrative	837	1,209
Scientist/Engineer	1,878	2,876
Technician	210	929
Wage Grade	44	621
Total Workforce	3,196	6,032

Approximately 9,228 people work at all the Goddard Space Flight Center sites.

	Civil Servants	Contract Personnel
Greenbelt, MD	2,905	5,106
Wallops Island, VA	243	609
NY (GISS)	18	22
Fairmont, WV (IV&V Facility)	26	12
White Sands, NM	4	283
Total Workforce	3,196	6,032

Source: NPPS & Locator and Information Services Tracking Systems (LISTS)

Residential Distribution of GSFC Personnel



Source: LISTS

Approximately 7,786 civil servants and contractors live in Maryland and 1,027 civil servants and contractors live in Virginia, which is 95% of Goddard's total workforce.

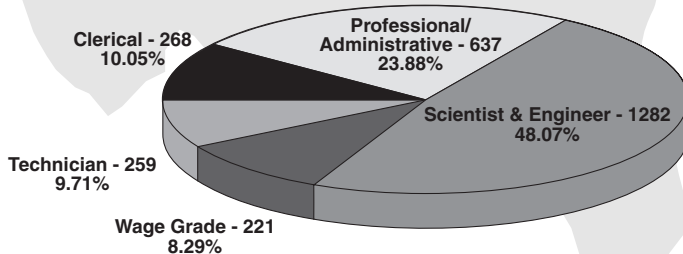
Prince George's County Economic Impact



FY 2002 GSFC LARGE BUSINESSES WITH PLACE OF PERFORMANCE IN PRINCE GEORGE'S COUNTY

Contractor	FY 2002 Obligs Thousands (\$K)	Contractor	FY 2002 Obligs Thousands (\$K)
Raytheon Information System Co	131,952	Verizon Communications	185
Lockheed Martin Corp	86,846	Dell Marketing Corp	150
Cortez Iii Service Corp	22,670	Government Technology Ser Inc	138
Parsons Infrastructure & Tech	19,599	Calvert Trash Systems Inc	118
General Sciences Corp	19,086	Research Support Instruments	109
Mantech Systems Engrg Corp	16,762	Model Technology Inc	93
Computer Sciences Corp	12,044	Synopsys Inc	86
NSI Technology Serv Corp	10,457	Steelcase Inc	81
ACS Government Solutions Grp	8,529	Axcelis Technologies Inc	80
Raytheon Technical Services Co	7,913	Lockheed Martin Corp	77
Potomac Electric Power Co	7,318	Federal Express Corp	75
Raytheon STX Corp	7,149	Price Modern Inc	67
Logicon FDC	4,504	OAD Corp	66
Washington Gas Light Co	2,937	Silicon Graphics Inc	65
Boeing Co	2,792	Compaq Federal Llc	64
Honeywell Technology Sols Inc	2,645	General Dynamics Corp	64
Siemens Enterprise Netwrks LLC	1,622	Electronic Data Systems Corp	54
Service Source Inc	1,315	Kling Lindquist	50
Lanier Worldwide Inc	1,080	Orbital Sciences Corp	50
Johnson Controls Inc	832	International Business Machin	47
Chesapeake & Potomac Telephon	772	Cadence Design Systems Inc	43
Siemens Business Comm Sys Inc	769	Honeywell Inc	41
PRC Inc	755	Hewlett Packard Co	40
Orbital Sciences Corp	750	Marasco Group Ltd	40
Intelligence Information Sys	600	L Three Communications Corp	34
MCI Worldcom	343	Mentor Graphics Corp	31
L Three Communications Corp	289	Vega IT Inc	30
Compaq Computer Corp	242	GE Capital Modular Space	22
Storage Technology Corp	239	Brown & Root Services Corp	3
Xerox Corp	186		

GSFC WORKFORCE OF PRINCE GEORGE'S COUNTY RESIDENTS



Approximately 2,667 civil servants and contractors reside in Prince George's County

Source: Locator and Information Services Tracking Systems (LISTS)

FY 2002 GSFC SMALL BUSINESSES WITH PLACE OF PERFORMANCE IN PRINCE GEORGE'S COUNTY

Contractor	FY 2002 Obligs Thousands (\$K)	Contractor	FY 2002 Obligs Thousands (\$K)
QSS Group Inc	100,726	Delmar Systems Inc	131
Swales & Associates Inc	84,572	Edin Associates	130
Science Systems Applications	61,236	Advanced Systems Tech & Mgmt	123
SRS Information Services	10,785	SM&A Corp East	113
LB&B Associates Inc	9,761	Bay State Computers Inc	112
Global Science & Tech Inc	9,402	Omitron Inc	112
RS Information Systems Inc	6,168	General Sciences Corp	111
Knight Protective Service Inc	6,024	Genesis Engineering Corp	104
Indus Corp	4,636	Alterion	91
SGT Inc	4,104	Geo Eco Arc Research	82
Occu Health Inc	2,744	Presidio Corp	73
ASRC Aerospace Corp	2,374	Peacock Enterprises Inc	67
Research & Data Systems Corp	2,289	Precision Machine & Tool Co	64
Mentor Technologies Inc	1,990	Kenrob & Associates Inc	62
Adnet Systems Inc	1,874	Birnbaum Interpreting Services	55
Cetrom Consulting Engrg Inc	1,751	CPF Underground Utilities Inc	55
Dynacs Engineering Co Inc	1,500	Deutsche Telekom Inc	50
Bowhead Transportation Co Inc	1,303	Oce Usa Inc	50
Modern Technology Systems Inc	1,286	Hammers Co Inc	49
NVI Inc	1,141	Emergent Information Tech East	45
SP Systems Inc	1,011	Jackson & Tull Chartered Engrs	43
Advanced Computer Concept Inc	890	Cryo Industrial Equipment Co	41
Sigma Research & Engrg Corp	888	Camco Construction Co Inc	39
Capitol Contractors Inc	883	Lorr Co	39
Strategic Management Concepts	869	Metropolitan Fence Co Inc	38
Curtis Management Co Inc	718	Thomas Ronald	36
Ferguson & Ramey Elec Contrctr	674	Nomad Research Inc	34
Bechdon Co Inc	625	Sistina Software Inc	32
Edutech Limited	620	Four Dimensional Leadership	31
Advanced Common Solutions	613	Alpha Corp	29
TTH Research Inc	607	Hilda Management Group Inc	29
Integral Systems Inc	508	Burlington Industries Inc	27
Century Computing Inc	472	Immix Technology	27
OMF Contractors Inc	344	Bottomline Solutions Inc	26
AEC Services Inc	335	Birsa Frank	25
Government Micro Resources Inc	331	TNK Space Corp	25
Prime Circuits Inc	329	Guild Inc	22
BPI Inc	317	TNK Space Corp	22
Hot & Cold Corp	315	Spreadsheet World Inc	21
Lord & Co Inc	302	Micrographic Specialties Inc	20
Davis Instruments LLC	281	Westover Consultants Inc	19
Caelum Research Corp	278	EER Systems Corp	16
Parsons Frank Paper Co	266	Naughton Energy Corp	14
Herron Enterprises Inc	226	Software Corp America	11
Wright Solutions Inc	225	Alternative Dispute Resol Assc	10
Montage Inc	199	Vulcan Engineering Mfg Inc	7
Flight Fab Inc	184	Jackson & Tull Chartered Engrs	6
Thornton R M Inc	166	Northpoint Graphics Studio Inc	6
Eagle Maintenance Service Inc	154	Sign Language Associates	5
Minshall Stewart Properties	150	DLT Solutions Inc	2
Professional Solutions Inc	150		

Source: BBD210CX Report

***NASA's Vision
To improve life here,
To extend life to there,
To find life beyond***

***NASA's Mission
To understand and protect our home planet
To explore the Universe and search for life
To inspire the next generation of explorers
...as only NASA can***

Visit GSFC on the Web at: <http://www.gsfc.nasa.gov>