




- *National*
- *Maryland*
- *Prince George's County*



# Economic Impact

FY2004



## Economic Impact

Goddard significantly impacts the local and national economy. As the Center acquires the necessary goods and services to perform its mission, the direct and indirect impacts of the expenditures of these funds affects the economic health and development of the local, state and national economy. The dollars spent by Goddard enhance business development, create jobs, and increase the tax base.

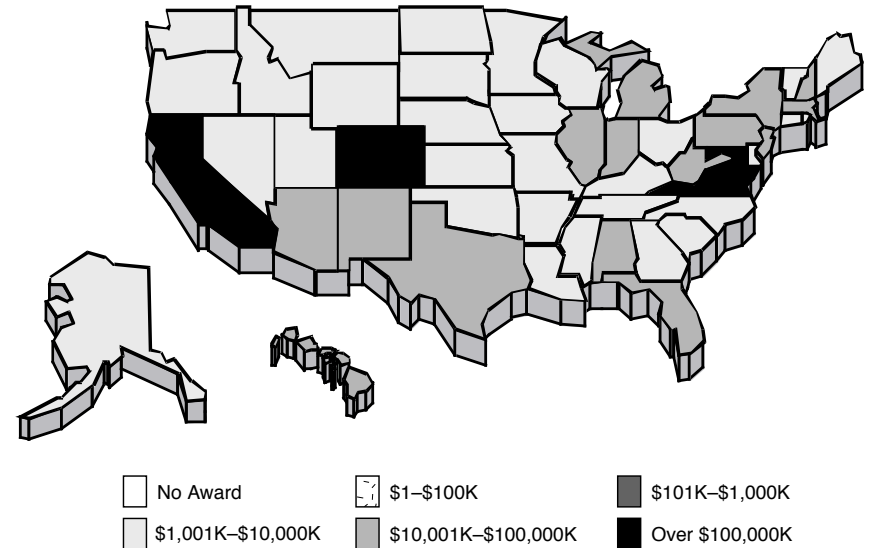
### Contract Obligations

The largest portion of Goddard's budget is obligated through contracts with commercial firms, nonprofit institutions and other government agencies. These contracts allow the Center to acquire the goods and services necessary to accomplish its mission. Ultimately, these dollars are returned to the local, state and national economy in the form of gross output, sales, the purchase of intermediate goods and services, and employee income.

During Fiscal Year (FY) 2004, Goddard processed more than 27 percent of the Agency's contractual actions and more than 22 percent of the contractual obligations. In total, the Center obligated over \$2.96 billion available funds on new and existing contracts during FY 2004. These obligations and prime contract awards are issued to contractors nationwide, as well as outside the United States. Commercial firms received 54.88 percent, educational institutions 24.9 percent, nonprofit organizations 10.37 percent, other government agencies 9.58 percent, and 0.27 percent was awarded geographically outside the U.S.

## National Economic Impact

Total Prime Contract Awards FY 2004



## GSFC Geographical Distribution FY 2004

| State                | Total (\$K) | State          | Total (\$K) | State          | Total (\$K)        |
|----------------------|-------------|----------------|-------------|----------------|--------------------|
| Alabama              | 10,147      | Kentucky       | 1,821       | North Dakota   | 1,558              |
| Alaska               | 4,294       | Louisiana      | 1,640       | Ohio           | 8,474              |
| Arizona              | 42,994      | Maine          | 5,461       | Oklahoma       | 8,843              |
| Arkansas             | 1,699       | Maryland       | 1,123,976   | Oregon         | 8,897              |
| California           | 471,385     | Massachusetts  | 50,879      | Pennsylvania   | 23,934             |
| Colorado             | 111,711     | Michigan       | 13,069      | Rhode Island   | 3,921              |
| Connecticut          | 4,596       | Minnesota      | 5,731       | South Carolina | 3,371              |
| Delaware             | 2,061       | Mississippi    | 1,740       | South Dakota   | 2,128              |
| District of Columbia | 18,674      | Missouri       | 6,950       | Tennessee      | 6,735              |
| Florida              | 10,039      | Montana        | 5,884       | Texas          | 34,838             |
| Georgia              | 8,118       | Nebraska       | 1,199       | Utah           | 2,935              |
| Hawaii               | 14,486      | Nevada         | 1,929       | Vermont        | 1,233              |
| Idaho                | 3,125       | New Hampshire  | 24,869      | Virginia       | 133,091            |
| Illinois             | 11,462      | New Jersey     | 55,315      | Washington     | 8,291              |
| Indiana              | 36,103      | New Mexico     | 24,991      | West Virginia  | 52,811             |
| Iowa                 | 5,113       | New York       | 33,873      | Wisconsin      | 7,291              |
| Kansas               | 2,133       | North Carolina | 6,068       | Wyoming        | 1,557              |
| <b>TOTAL</b>         |             |                |             |                | <b>\$2,434,350</b> |

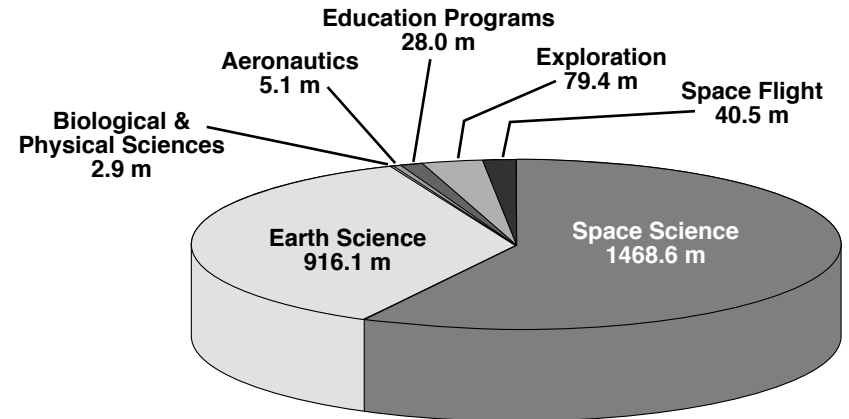
Excludes Purchases <\$25K

## GSFC Leading Contractors FY 2004

| Company                                 | Number of Contracts | Millions of Dollars Obligated |
|---|---------------------|-------------------------------|
| Honeywell Technologies                  | 10                  | \$162.7                       |
| Lockheed Martin Corp.                   | 24                  | \$123.8                       |
| Northrup Grumman Space & Missn          | 1                   | \$90.0                        |
| Swales and Associates                   | 4                   | \$89.0                        |
| Raytheon Information Systems            | 2                   | \$82.0                        |
| QSS Group, Inc.                         | 2                   | \$78.0                        |
| Science Systems Applications            | 21                  | \$73.9                        |
| Boeing Satellite Systems                | 1                   | \$68.0                        |
| TRW Inc                                 | 1                   | \$48.8                        |
| Ball Aerospace and Tech Corp.           | 13                  | \$43.2                        |
| SGT Inc                                 | 15                  | \$31.9                        |
| Mantech System Engineering Group        | 1                   | \$29.9                        |
| Northrup Grumman Systems Corp.          | 4                   | \$29.0                        |
| TRAX International                      | 1                   | \$28.2                        |
| PRC Inc                                 | 1                   | \$27.9                        |
| ITT Industries, Inc.                    | 15                  | \$27.0                        |
| Spectrum Astro                          | 3                   | \$26.0                        |
| Cube Corp.                              | 1                   | \$24.0                        |
| Science Application International Corp. | 14                  | \$23.4                        |
| Parsons Infrastructure & Tech.          | 1                   | \$16.4                        |
| Averstar Inc                            | 2                   | \$15.7                        |
| Computer Sciences Corp                  | 16                  | \$15.2                        |
| ITT Corp.                               | 2                   | \$14.5                        |
| Indus Corp.                             | 1                   | \$12.0                        |
| LB&B Associates                         | 1                   | \$11.7                        |

Source: PR353PRE (Format H) Report

## GSFC FY 2004 Budget




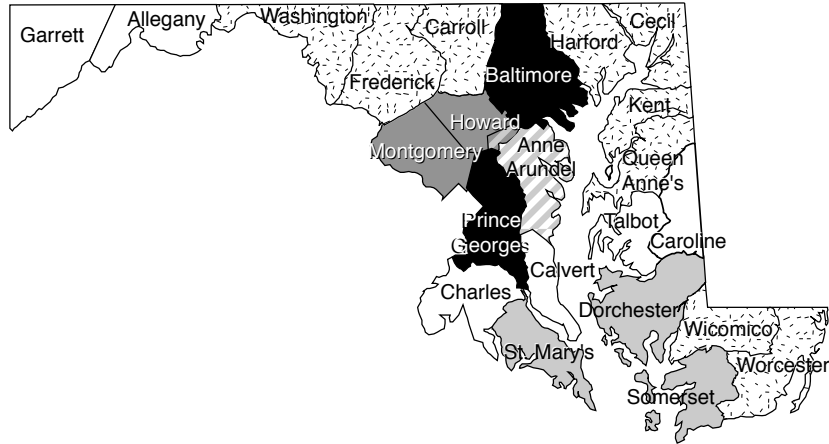
## GSFC Top 10 Nonprofit Institutions FY 2004

| Institution                          | Number of Contracts | Millions of Dollars Obligated |
|--------------------------------------|---------------------|-------------------------------|
| Johns Hopkins University             | 138                 | \$160.0                       |
| Assn Univ Research Astronomy         | 26                  | \$82.0                        |
| Stanford University                  | 37                  | \$51.0                        |
| University Calif Berkeley            | 100                 | \$45.0                        |
| University Colorado Boulder          | 178                 | \$43.5                        |
| University Arizona                   | 95                  | \$28.8                        |
| New Mexico State University          | 12                  | \$19.7                        |
| University Maryland, College Park    | 141                 | \$19.7                        |
| University Maryland Baltimore County | 44                  | \$18.0                        |
| University Space Research            | 31                  | \$17.6                        |

Source: PR353PRE (Format H) Report

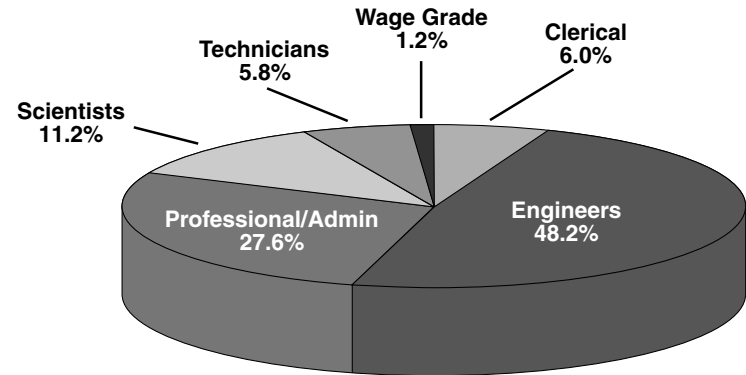
## Maryland Economic Impact

### GSFC Fiscal Year 2004 Obligations by Maryland County Excluding Intragovernmentals



| County            | Fy 2004 Obligs (Thousands) | County              | Fy 2004 Obligs (Thousands) |
|-------------------|----------------------------|---------------------|----------------------------|
| Anne Arundel..... | 1,642                      | Montgomery.....     | 11,875                     |
| Baltimore.....    | 117,163                    | Prince Georges..... | 979,579                    |
| Carroll .....     | 34                         | Queen Annes.....    | 99                         |
| Cecil.....        | 23                         | Somerset.....       | 434                        |
| Charles.....      | 0                          | St Marys.....       | 171                        |
| Dorchester .....  | 432                        | Talbot.....         | -16                        |
| Frederick.....    | 93                         | Washington.....     | 30                         |
| Harford.....      | 77                         | Wicomico.....       | 17                         |
| Howard.....       | 20,687                     | Worcester.....      | 19                         |
| Kent.....         | 6                          | <b>Total.....</b>   | <b>\$1,132,365</b>         |

## GSFC Civil Service Staffing



## Workforce Goddard Space Flight Center

### Fiscal Year 2004

|                           | <b>Civil Servants</b> | <b>Contract Personnel</b> |
|---------------------------|-----------------------|---------------------------|
| <i>Clerical</i>           | 191                   | 384                       |
| <i>Professional/Admin</i> | 862                   | 1,411                     |
| <i>Scient/Eng</i>         | 1,857                 | 3,261                     |
| <i>Technician</i>         | 181                   | 1,084                     |
| <i>Wage Grade</i>         | 38                    | 736                       |
| <i>Total Workforce</i>    | <u>3,129</u>          | <u>6,876</u>              |

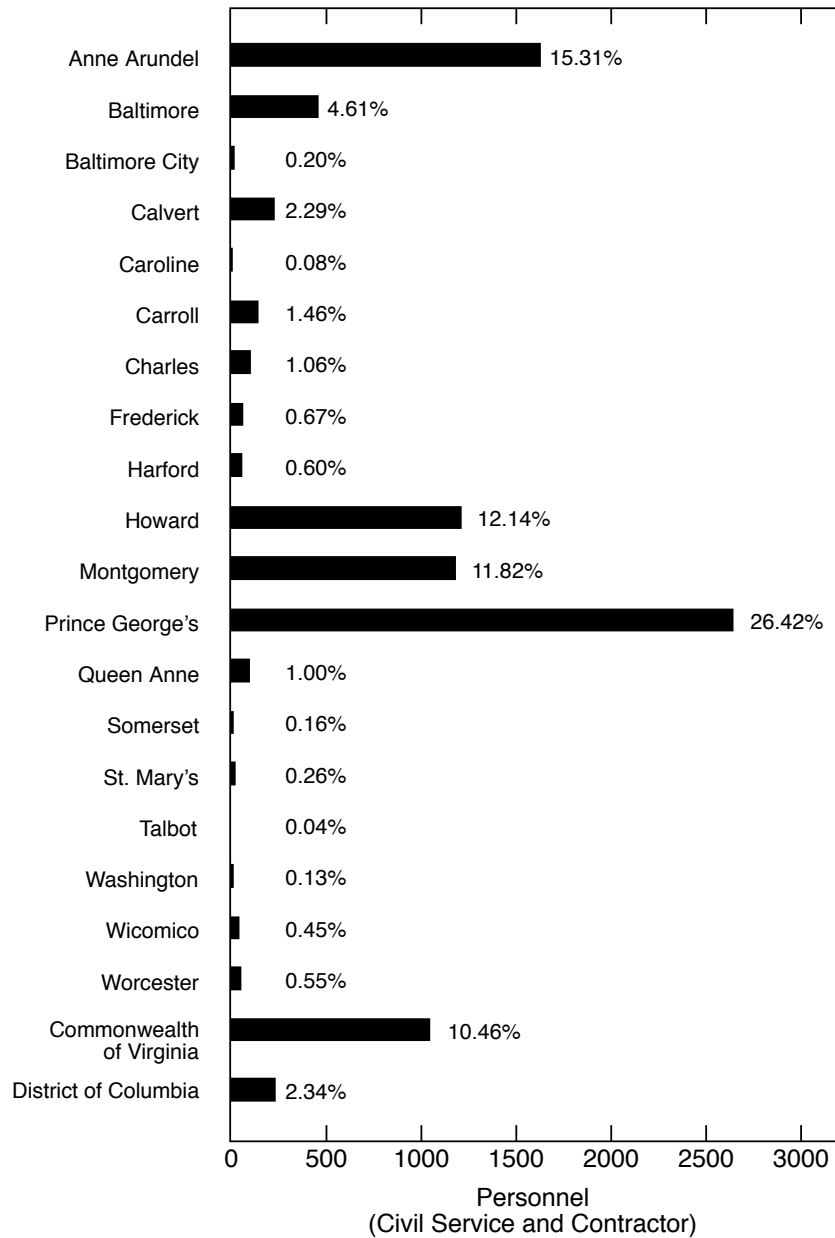
**Grand Total 10,005**

*Source: NASA Federal Payroll Personnel System FPPS from the Department of Interior*

|                                | <b>Civil Servants</b> | <b>Contract Personnel</b> |
|--------------------------------|-----------------------|---------------------------|
| <i>Greenbelt, MD</i>           | 2,816                 | 5,735                     |
| <i>Wallops Island, VA</i>      | 246                   | 794                       |
| <i>NY (GISS)</i>               | 23                    | 29                        |
| <i>Fairmont, WV (IV&amp;V)</i> | 40                    | 11                        |
| <i>White Sands, NM</i>         | 4                     | 307                       |
| <i>Total Workforce</i>         | <u>3,129</u>          | <u>6,876</u>              |

**Grand Total 10,005**

## Residential Distribution of GSFC Personnel

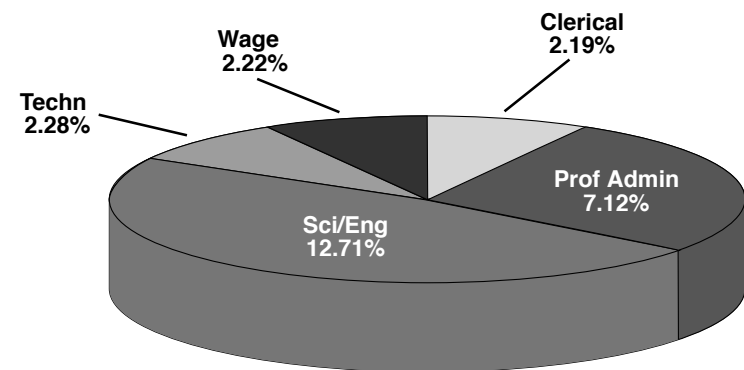


Approximately 7937 civil servants and contractors live in Maryland and 1147 civil servants and contractors reside in Virginia, which is approximately 91% of Goddard's total workforce.

## Prince George's County Economic Impact



## GSFC Workforce of Prince George's County Residents



Approximately 2643 contractors and civil servants reside in Prince George's County  
Source: Locator and Information Svices Tracking Systems (LISTS)

## FY 2004 GSFC Large Business with Place of Performance in Prince George's County

| Contractor                     | FY 2004 Obligs (Thousands) | Contractor                     | FY 2004 Obligs (Thousands) |
|--------------------------------|----------------------------|--------------------------------|----------------------------|
| Honeywell Technology Sols Inc  | 159,042                    | Hyperion Solutions Inc         | 46                         |
| Raytheon Information System Co | 82,030                     | Cutler Hammer Inc              | 40                         |
| Lockheed Martin Corp           | 50,521                     | Oceanering Advanced Tech       | 40                         |
| Mantech Systems Engrg Corp     | 29,903                     | Residence Inn Greenbelt        | 40                         |
| Trax International Inc         | 28,251                     | Square D Co                    | 34                         |
| Parsons Infrastructure & Tech  | 15,795                     | Haworth Inc                    | 32                         |
| Science Application Intl Corp  | 13,208                     | Axcelis Technologies Inc       | 25                         |
| Lockheed Martin Gvt Svs Inc    | 8,829                      | Hidden Analytical Inc          | 25                         |
| Raytheon Technical Services Co | 7,596                      | Canon Usa Inc                  | 21                         |
| Computer Sciences Corp         | 7,488                      | Square D Co                    | 21                         |
| Potomac Electric Power Co      | 7,296                      | S G T Inc                      | 20                         |
| Northrop Grumman Computing Sys | 7,107                      | Sybase Inc                     | 20                         |
| Boeing Co                      | 4,251                      | Computer Specialists Inc       | 19                         |
| Siemens Info & Commun Networks | 3,456                      | Eaton Electrical Inc           | 19                         |
| Washington Gas Light Co        | 2,435                      | Haworth Inc                    | 17                         |
| Service Source Inc             | 1,342                      | West Group                     | 15                         |
| Lanier Worldwide Inc           | 995                        | Integral Systems Inc           | 13                         |
| Raytheon S T X Corp            | 710                        | Primavera Systems Inc          | 12                         |
| Verizon Communications         | 555                        | Sprint P C S                   | 12                         |
| Boeing Engineering Svs Inc     | 471                        | W W Graingers Inc              | 12                         |
| Silicon Graphics Federal Inc   | 341                        | B C E Corp                     | 11                         |
| Johnson Controls Inc           | 340                        | Power Distribution Inc         | 11                         |
| L Three Communications Gvt Svs | 325                        | Tektronix Inc                  | 11                         |
| Xerox Corp                     | 325                        | Alban Engine Power Systems Inc | 10                         |
| Lockheed Martin Services Inc   | 250                        | American Standard Inc          | 10                         |
| Federal Express Corp           | 195                        | Branch Group Inc               | 10                         |
| N S I Technology Serv Corp     | 189                        | Dell Marketing Corp            | 10                         |
| Orbital Sciences Corp          | 162                        | Cingular Wireless              | 8                          |
| Calvert Trash Systems Inc      | 151                        | Syntegra Inc                   | 8                          |
| Denali Associates Inc          | 150                        | G E Capital Modular Space      | 7                          |
| Raytheon Technical Services Co | 147                        | Inn & Conference Ctr Marriott  | 7                          |
| Hewlett Packard Co             | 131                        | Personnel Decisions Rsch Inst  | 6                          |
| Lockheed Martin Corp           | 126                        | Pixar Animation Studios        | 6                          |
| Synopsys Inc                   | 111                        | Canon Business Solutions       | 5                          |
| Kling Lindquist                | 106                        | Greenbelt Marriott             | 5                          |
| Storagetek                     | 105                        | Siemens Building Tech Inc      | 5                          |
| Avid Technology Inc            | 100                        | Holiday Inn                    | 3                          |
| Government Technology Ser Inc  | 92                         | Ritz Camera Centers Inc        | 3                          |
| Compaq Computer Corp           | 89                         | A T & T Wireless Services Inc  | 1                          |
| Steelcase Inc                  | 88                         | Corporate Express Office Prods | 1                          |
| L Three Communications Corp    | 81                         | Graybar Electric Co Inc        | 1                          |
| Irvine Access Floors Inc       | 77                         | Imagistics International Inc   | 1                          |
| Chesapeake & Potomac Telephon  | 69                         | Verizon Wireless               | 1                          |
| Constellation Software Engrg   | 59                         |                                |                            |
| Research Support Instruments   | 53                         |                                |                            |

## FY 2004 GSFC Small Business with Place of Performance in Prince George's County

| Contractor                     | FY 2004 Obligs (Thousands) | Contractor                     | FY 2004 Obligs (Thousands) |
|--------------------------------|----------------------------|--------------------------------|----------------------------|
| Swailes & Associates Inc       | 89,498                     | International Technology Mgmt  | 100                        |
| Q S S Group Inc                | 87,160                     | Broom Michael F Phd Inc        | 95                         |
| Cutler Systems Applications    | 23,969                     | Edin Associates                | 83                         |
| S G T Inc                      | 28,633                     | Chemical & Engineering Specity | 79                         |
| Indus Corp                     | 11,739                     | Optical Research Associates    | 72                         |
| L B & B Associates Inc         | 10,932                     | Coastline Ltd                  | 70                         |
| S R S Information Services     | 10,451                     | Conceptual Analytics Lc        | 70                         |
| Global Science & Tech Inc      | 6,118                      | Jem Engineering Llc            | 70                         |
| Infonetic                      | 6,004                      | Criticom Inc                   | 59                         |
| Sectek Inc                     | 5,667                      | B & W Technologies Inc         | 54                         |
| R S Information Systems Inc    | 4,118                      | Enviro Management & Resrch Inc | 51                         |
| S P Systems Inc                | 3,406                      | Harvey Salt Co Inc             | 50                         |
| Modern Technology Systems Inc  | 3,084                      | Infotech Associates Inc        | 50                         |
| Dynacs Engineering Co Inc      | 2,600                      | Proxemy Research Inc           | 50                         |
| H C D International Inc        | 2,500                      | Destiny Support Inc            | 43                         |
| Sigma Research & Engrg Corp    | 2,110                      | Resco Washington               | 42                         |
| Constellation Software Engrg   | 1,817                      | Prime Circuits Inc             | 40                         |
| Integrated Communications Tech | 1,431                      | Advertising Premiums & Incentv | 37                         |
| N V I Inc                      | 1,348                      | College Park Paving Inc        | 35                         |
| Proxtronics Inc                | 1,293                      | Presidio Corp                  | 33                         |
| Consolidated Safety Svs Inc    | 1,115                      | Hartman Geoff                  | 31                         |
| Ferguson & Ramey Elec Contrctr | 945                        | Venus Construction Corp        | 30                         |
| Minshall Stewart Properties    | 909                        | Bay State Computers Inc        | 29                         |
| Genesis Engineering Corp       | 886                        | Hurley Co                      | 29                         |
| Adnet Systems Inc              | 720                        | Metropolitan Fence Co Inc      | 29                         |
| T T H Research Inc             | 693                        | Creative Sign Service Inc      | 25                         |
| Techno Sciences Inc            | 650                        | Linsley Transportation Svs     | 25                         |
| Advanced Computer Concept Inc  | 637                        | Vantage Systems Inc            | 25                         |
| Mentor Technologies Inc        | 630                        | Washington Professional Sys    | 24                         |
| Curtis Management Co Inc       | 562                        | Alberpower Inc                 | 23                         |
| Wright Solutions Inc           | 527                        | Talbert Transportation         | 22                         |
| Omitron Inc                    | 511                        | Leader Elizabeth               | 20                         |
| Sigma Space Corp               | 504                        | Reid George W Phd              | 20                         |
| A S R C Aerospace Corp         | 496                        | T N K Space Corp               | 20                         |
| Capitol Contractors Inc        | 465                        | Zook Cindy Associates          | 20                         |
| Washington Technology Group    | 464                        | Mellott Roger Inc              | 19                         |
| Hilda Management Group Inc     | 424                        | Seabrook Engineering           | 19                         |
| Herron Enterprises Inc         | 391                        | Becker & Co Pc                 | 17                         |
| Aquilent Inc                   | 309                        | Edutech Limited                | 17                         |
| Hazmed Inc                     | 270                        | Homeyer Consulting Service Inc | 17                         |
| A I Solutions Inc              | 229                        | Hydromax Inc                   | 17                         |
| Tapeonline.Com                 | 224                        | Wilson Trevor Intl Inc         | 17                         |
| Optipro Systems                | 208                        | Zoom Seating                   | 17                         |
| Flight Fab Inc                 | 201                        | Analytical Graphics Inc        | 15                         |
| Earth Resources Technology Inc | 200                        | D L I Engineering Corp         | 14                         |
| Web Lic                        | 192                        | Dalco Inc Arizona              | 14                         |
| Bart & Associates Inc          | 168                        | Independent Data Solutions     | 14                         |
| Leahy Anne                     | 160                        | Alpha Corp                     | 13                         |
| Advanced Systems Tech & Mgmt   | 053                        | Swam Electric Co Inc           | 13                         |
| U S Business Interiors Inc     | 143                        | Tierney Brothers Inc           | 13                         |
| Forbin Project Llc             | 142                        | Caelum Research Corp           | 12                         |
| Occu Health Inc                | 142                        | Dominion Electric Supply Co    | 12                         |
| Bechdon Co Inc                 | 133                        | Stinson Group Inc              | 12                         |
| Alterion                       | 130                        | Vulcan Engineering Mfg Inc     | 12                         |
| Lumeta Corp                    | 125                        | E B S Machine Specialists      | 11                         |
| Professional Solutions Inc     | 123                        | Power Distribution Inc         | 11                         |
| Peacock Enterprises Inc        | 118                        | Enlightened Inc                | 10                         |
| A E C Services Inc             | 114                        | Humanscale Corp                | 10                         |
| S P Systems Inc                | 111                        | Joan Carol Associates Inc      | 10                         |
| B T A S Inc                    | 100                        |                                |                            |

**Explore. Discover. Understand.**

Visit GSFC on the Web at:  
<http://www.nasa.gov/centers/goddard/home/index.html>