



**REPORT TO CONGRESS
ON THE BENEFITS
OF THE PRESIDENT'S
E-GOVERNMENT INITIATIVES**

Fiscal Year 2008

Table of Contents

Executive Summary.....	i
Summary of E-Government Initiatives.....	1
Department of Agriculture	30
Department of Commerce.....	40
Department of Defense	50
Department of Education.....	58
Department of Energy	66
Department of Health and Human Services	74
Department of Homeland Security	85
Department of Housing and Urban Development	97
Department of the Interior.....	104
Department of Justice	113
Department of Labor	123
Department of State.....	132
U.S. Agency for International Development	139
Department of Transportation.....	145
Department of the Treasury.....	154
Department of Veterans Affairs	162
U.S. Army Corps of Engineers	170
Environmental Protection Agency	172
General Services Administration	179
National Aeronautics and Space Administration.....	186
National Archives and Records Administration.....	193
National Science Foundation	195
Nuclear Regulatory Commission	202
Office of Personnel Management.....	205
Small Business Administration	211
Smithsonian Institution.....	219
Social Security Administration	220
Corporation for National and Community Service	226
Institute of Museum and Library Services.....	227
National Endowment for the Arts.....	229
National Endowment for the Humanities	231
Office of Management and Budget.....	233
Securities and Exchange Commission.....	234
Attachment A – E-Gov Web Screenshots	Attachment A
Attachment B – FY 2008 E-Gov Funding – By Agency	Attachment B
Attachment C – FY 2008 E-Gov Funding – By Initiative.....	Attachment C
Attachment D – FY 2008 E-Gov Funding – Agency Bureaus	Attachment D
Attachment E – FY 2007 E-Gov Funding – By Agency	Attachment E
Attachment F – FY 2007 E-Gov Funding – Agency Bureaus.....	Attachment F
Attachment G – FY 2006 E-Gov Funding – By Agency.....	Attachment G

Attachment H – FY 2006 E-Gov Funding – Agency Bureaus Attachment H
Attachment I – FY 2002 through FY 2005 E-Gov Funding – By Agency Attachment I
Attachment J – E-Gov Initiative Development Status & Risk Plan..... Attachment J
Attachment K – E-Gov Initiative Risks Attachment K
Attachment L – E-Gov Milestones & Goals Attachment L
Attachment M – E-Gov Initiative Funding History Attachment M

Executive Summary for E-Government Benefits Report to Congress

The Federal government is delivering results through expansion and adoption of electronic government principles and best practices in managing information technology (IT). Through the implementation of these principles, the government is increasingly providing timely and accurate information to the citizens and government decision makers while ensuring security and privacy.

In the fall of 2001, the Office of Management and Budget (OMB) and Federal agencies identified 24 E-Government (E-Gov) Initiatives which were approved by the President's Management Council. Operated, managed and supported by agencies, these Initiatives provide high-quality, common solutions such as citizen tax filing, Federal rulemaking, and electronic training. Beneficiaries include citizens, businesses, and Federal and state government employees.

In the spring of 2004, OMB announced the formation of five Line of Business (LoB) task forces. Additional LoBs were established in 2005 and 2006, bringing the total number of LoBs to nine. The LoBs were identified through a comprehensive analysis of agencies' enterprise architecture data seeking to determine common solutions and methodologies in order to improve service delivery to agencies, increase operational efficiencies, and decrease unnecessary duplication in common administrative areas.

In August 2006, OMB released Memorandum 06-22 (M-06-22), *Cost Savings Achieved Through E-Government and Line of Business Initiatives*. M-06-22 requested agencies to identify legacy investments impacted by agency use of an E-Gov or LoB initiative and develop baseline cost estimates for these investments. Going forward, it is expected agencies savings will be realized by the migration of functions from their legacy systems, which can be terminated, to government wide common solutions.

Agencies were requested to measure actual costs for the identified investments on an ongoing basis to provide the basis for estimating these savings. Based on agency-reported estimated costs for 2007 as compared to agency-reported actual costs for the 2007, estimated gross cost savings is approximately \$508 million.

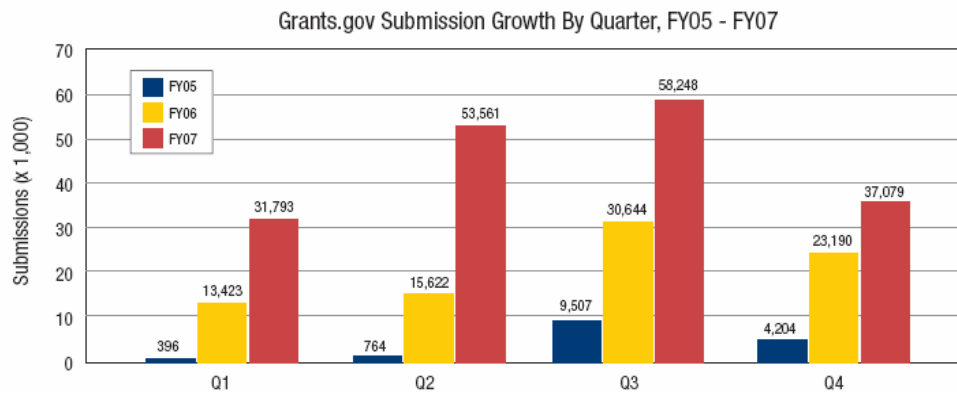
2007 Baseline Cost Estimate—Investments Impacted by E-Gov	2007 Actual Costs	2007 Gross Cost Savings
\$7,331M	\$6,823M	\$508M

OMB is continuing to work with agencies to identify additional legacy investments impacted by E-Gov and LoB initiatives.

Selected examples of how citizens and Federal employees are benefiting through the use of the Presidential E-Government Initiatives include:

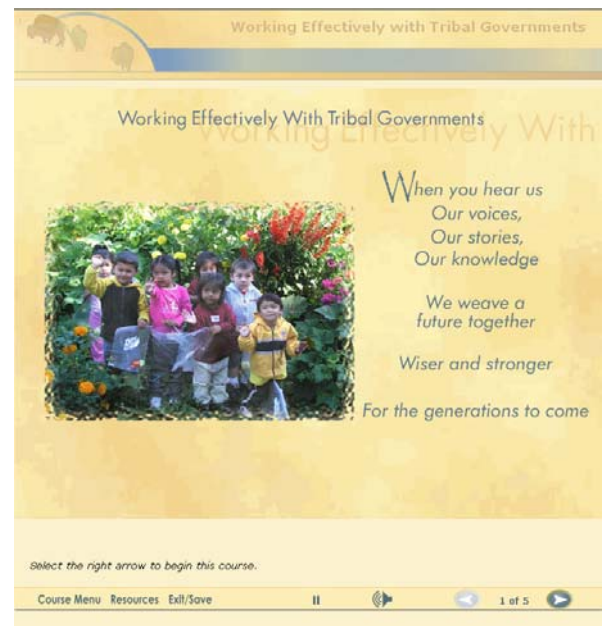
- **Recruitment One-Stop** – USAJobs.gov, the Federal online recruitment service, receives over 300,000 visits daily from job seekers looking for information regarding career opportunities with the Federal government. This is an increase of 25% over last year.
- **IRS Free File** – For the 2007 filing season, as of October 2007, by the use of IRS Free File, the government has already saved more than \$9 million. In the 2006 filing season, 78% of those who used Free File reported “very” high satisfaction with Free File. And, of those who use Free File in 2006, 95% indicated they plan on using it for 2007.
- **E-Travel** – The Treasury Department's participation in the E-Travel initiative allowed the Department to save \$402,000 in travel management fees in FY 2007.

- **Grants.gov** – The applicant community submitted over 180,681 applications with 286,886 submissions received since the beginning of the Grants.gov initiative. For fiscal year (FY) 2007, the number of submissions more than doubled the total of the previous year.



- **E-Training – Intragovernment Collaboration** - The E-Training initiative, along with GoLearn.gov, provided oversight in the development of the on-line training program developed by the Federal Employee/Workforce Native Education and Training (FEWNET), a sub-working group of the Indian Affairs Executive Working Group. FEWNET was formed in January of 2007 to address how to best improve federal consultation and collaboration with Indian tribes. FEWNET identified a need for an easily accessible curriculum that could introduce key concepts and concerns relevant to Indian tribes.

The Environmental Protection Agency, the Advisory Council on Historic Preservation, and the Department of Justice, with support from numerous agencies including the Departments of Interior, Agriculture, Housing and Urban Development, Health and Human Services and Energy, the General Services Administration, and the Small Business Administration, developed the Working Effectively with Tribal Governments on-line training program. The training program completed development on November 1, 2007 and is available for use by federal employees through hosting by the Office of Personnel Management.



Agency Savings - The Treasury Department previously had five separate Learning Management Systems (LMS) servicing over 110,000 employees and, through a collaborative process, consolidated these disparate LMSs to one system in FY 2007. This consolidation eliminated redundant software and hardware, thereby decreasing future operations and maintenance costs. Additionally, Treasury will leverage its buying power to lower the cost of future upgrades and enhancements. The Department can now electronically collect, maintain, and report training information and monitor professional development Department-wide. The transformation from a bureau-centric to an enterprise-wide approach will ensure that the Department is able to fully address the growing need to meet Treasury mission requirements through delivery of quality and cost-effective training.

- **USA Services (USA.gov)** – Recently, Time magazine named USA.gov, the official web portal for the U.S. government, as one of “25 Sites We Can’t Live Without.” USA.gov joins the notable ranks of other websites featured on the “Can’t Live Without” list such as Amazon, eBay, Google, WebMD and Yahoo.com. The article associated with the announcement is located at the following link: [25 Sites We Can’t Live Without](#).



- **E-Rulemaking (Regulations.gov)** – Below is an excerpt from Susan Dudley, the Administrator for OMB's Office of Information and Regulatory Affairs at Regulations.gov 5th Anniversary Ceremony:

To find out information on a rule, we used to have to go to an agency's docket room – deep in the bowels of a government building – and make copies of relevant information (at 5 cents a page). That meant only those sophisticated in the ways of Washington were able to influence rulemaking. The Administration's e-Rulemaking initiative changes this by providing all American citizens a greater voice in the regulatory decision-making process.

We don't have to go back 25 years to see significant changes. Over the last five years e-Rulemaking has transformed access to the federal government rulemaking process.

- Regulations.gov has brought government wide-information together, and made it searchable, so a rule watcher doesn't need to know what agency is issuing a specific rule.
- A visitor to Regulations.gov can find regulations on a particular subject, determine whether they are open for comment, access important supporting documents, file comments on proposals, and even read comments filed by others.
- And it has adopted features that – 5 years ago – we didn't consider important to the rulemaking process, such as RSS feed, book marking etc.

Another E-Rulemaking advancement is the online publication of the Unified Agenda and Regulatory Plan. For the first time last month, they became available in an electronic format that offers users an enhanced ability to obtain and search for information on upcoming US regulations. The shift from paper to the Internet will help save Federal regulatory agencies an estimated \$800,000 per year, and allow the public to search current regulatory information and, within the next few months, historical content.

- **GovBenefits.gov** – GovBenefits.gov provides a single point of access for citizens to locate information and determine potential eligibility for government benefits and services. In FY 2007, GovBenefits.gov received over 250,000 visits per month by citizens and, provided over 400,000 referrals to benefit programs each month.

Below is a description of the sections included in the report:

- **E-Government Report (Initiative Summaries and Agency Narratives)** – Provides a summary of the purpose of each E-Government Initiative followed by individual agency reports describing the relevance of the initiatives to which the particular agency provides funds.
- **Attachment A (E-Gov Web Screenshots)** – Provides images of public interfacing E-Government websites.
- **Attachment B (Funding for E-Government by Agency)** – Provides, by agency, funding contributions to E-Government Initiatives in which the agency participates. Includes FY 2008 agency contributions.
- **Attachment C (Funding for E-Government by Initiative)** – Provides, by E-Government Initiative, agency funding contributions to the initiative. Includes FY 2008 agency contributions.
- **Attachment D (Breakout of Funding by Agency/Bureau)** – Provides a breakout for each agency, by bureau, of funding sources for the E-Government Initiatives in which the agency participates in FY 2008. Both the E-Government funding request and the amount to be provided by agency are reflected. Bureau listing is based on Appendix C of OMB Circular A-11 (“Preparation, Submission, and Execution of the Budget”).
- **Attachments E through H (Funding by Agency for FY 2006 & FY 2007)** – Provides, by agency and by bureau, funding contributions to E-Government Initiatives in which agencies participated in FY 2006 and FY 2007. This information is as reported in the FY 2006 and the FY 2007 E-Gov Benefits Reports to Congress.
- **Attachment I (Funding by Agency for FY 2002 through FY 2005)** - Provides, by agency, funding contributions to E-Government Initiatives in which the agency participated in during each year from FY 2002 through FY 2005.
- **Attachment J (Initiative Development Status & Risk Plan)** – Provides, the current E-Government Initiative Development Status as reported by the initiative. Also includes a note corresponding to the risk plan for each agency.
- **Attachment K (E-Gov Initiative Risks)** – Provides, the E-Government Initiative risks as reported by the initiative.
- **Attachment L (E-Gov Milestones & Goals)** – Provides a full lifecycle view of the E-Government Initiatives.
- **Attachment M (E-Gov Initiative Funding History)** – Provides the E-Gov initiative funding history as reported by managing partner agency publicly available business cases.

OMB submits this report to fulfill reporting requirements under Section 737 of Division D – Financial Services and General Government of the Consolidated Appropriations Act of 2008 (Pub. L. No. 110-161).

Below is a crosswalk of where the information is located within the report:

Division D, Section 737 – Financial Services and General Government		Location in Benefits Report
Sec. 737 (d) (1) - a description of each	▪ its objectives,	Initiative Summaries
	▪ benefits,	Initiative Summaries and Agency Narratives

Division D, Section 737 – Financial Services and General Government		Location in Benefits Report
initiative including but not limited to:	▪ development status,	Attachment J – E-Gov Initiative Development Status & Risk Plans (as reported by initiatives) The E-Gov initiatives are evolutionary. While most have accomplished their initial goals and have achieved initial operating capability, they have increased their goals as they have transitioned from projects to programs.
	▪ risks,	Attachment J – E-Gov Initiative Development Status & Risks (as reported by initiatives) <u>and</u> Attachment K – E-Gov Initiative Risks
	▪ cost effectiveness,	Included as part of Initiative Summaries and Agency Narratives where available. Managing partner agencies include qualitative and quantitative benefits as part of their exhibit 300's as required by OMB Circular A-11 section 300, part IV, questions 6 and 8. Agencies are required to make exhibit 300's publicly available per A-11 section 22.6.
	▪ estimated date of full operational capability	Attachment L – The E-Gov Milestones & Goals, includes a full lifecycle view of the initiatives The E-Gov initiatives are evolutionary. While most have accomplished their initial goals and have achieved initial operating capability, they have increased their goals as they have transitioned from projects to programs that do not have finite end-dates.
Sec. 737 (d) (2) - the total development cost of each initiative by fiscal year including:	▪ costs to date,	Attachment M – E-Gov Initiative Funding History (as reported by agencies in their OMB exhibit 300 submissions)
	▪ the estimated costs to complete its development to full operational capability,	Initiative costs to date are included in Attachment M – E-Gov Initiative Funding History. The estimated cost to completion is not yet available as initiative governance boards have not yet determined and voted upon the costs to operate in out-years. As initiatives post updated exhibit 300's to their websites, as required by OMB Circular A-11 section 22.6, additional development costs will be available.

Division D, Section 737 – Financial Services and General Government		Location in Benefits Report
	<ul style="list-style-type: none"> ▪ estimated annual operations and maintenance costs 	<p>Initiative operations and maintenance costs to date are included as part of Attachment M – E-Gov Initiative Funding History.</p> <p>The estimated annual operations and maintenance costs is not yet available as initiative governance boards have not yet determined and voted upon the costs to operate in out-years.</p> <p>As initiatives post updated exhibit 300's to their websites, as required by OMB Circular A-11 section 22.6, additional annual operations and maintenance costs will be available.</p>
Sec. 737 (d) (3) - the sources and distribution of funding by fiscal year and by agency and bureau for each initiative including agency contributions to date and estimated future contributions by agency		<p>The following are included as Attachments –</p> <ul style="list-style-type: none"> ▪ 2008 funding by agencies – Attachment B ▪ 2008 funding by bureaus – Attachment D ▪ 2006 and 2007 charts included in previous Benefits Reports – Attachments E through H ▪ 2002 through 2005 funding by agencies – Attachment I <p>For estimated future contributions, the information is not available. Initiative governance boards have not yet determined and voted upon funding amount and algorithms in out-years.</p> <p>For Funding from 2002 through 2005, bureau funding is not included. Prior to FY 2006, OMB did not track this data.</p>

As the President's Management Agenda explained in 2001, the E-Government initiatives serve citizens, businesses, and federal employees by delivering high quality services more effectively and at a lower overall cost. Instead of expensive "stove-piped" operations, agencies work together to develop common solutions which achieve mission requirements at reduced overall cost, thereby making resources available for higher priority needs. For example, the E-Rulemaking initiative managed by the Environmental Protection Agency is replacing 20 existing individual agency electronic regulatory systems and over 150 paper-based docket systems with a common system which results in lowered costs, modernized technology and improved service and burden reduction to agencies and citizens alike. Thus, there are no agency activities which will not be implemented or partially implemented as a result of the transfers or reimbursements to the E-Gov Initiatives.

Note: This report addresses agency funding contributions. Agency contributions reflect commitments of funding and/or in-kind services provided by partner agencies to initiative managing partner agencies in support of developing, implementing, and/or migrating to E-Gov common solutions. Contribution amounts are determined annually through collaborative, inter-agency E-Gov Initiative governance structures and subject to approval by OMB.

"Fee-for-service" contributions represent transfers of funds by partner agencies to initiative service providers in exchange for services rendered by initiative service providers. The amounts are typically based on a transaction/usage-based fee structure (e.g., for payroll processing, payroll service providers

base their service fees on the number of employees at a customer agency; for Recruitment One-Stop, agencies are assessed a service fee based on the number of recruitment actions they processed in the prior year). Initiative service providers use fees collected from partner agencies to cover ongoing operational costs, perform routine maintenance, and support their customer base.

Summary of E-Government Initiatives

This section provides a summary overview of all E-Government Initiatives and Line of Business Initiatives. Initiatives are broken into five portfolios and the lines of business:

- Government to Citizen;
- Government to Business;
- Government to Government;
- Internal Efficiency and Effectiveness;
- Cross-Cutting; and
- Lines of Business.

Additional information about E-Government Initiatives and Line of Business Initiatives can be found at www.egov.gov. In December 2006, OMB in conjunction with the E-Gov initiative program managers concluded an effort to refine and upgrade performance measures in three key dimensions:

- Adoption/Participation – The degree to which the relevant community (agencies, bureaus, other organizations) participates in the initiative. Participation is demonstrated by contribution of information, involvement in governance, etc.;
- Usage – The level of use by the targeted end user; and
- Customer Satisfaction – End user satisfaction with the initiative's products and/or services.

These metrics are available to view at the E-Gov website – www.egov.gov.

Government to Citizen Portfolio

GovBenefits.gov – Managing Partner Department of Labor (DoL)

GovBenefits.gov empowers people to make decisions for themselves and their families by providing a single website where they have access to information on nearly 1,000 government benefit and assistance programs. GovBenefits.gov features an easy-to-use online screening tool to help individuals or caseworkers quickly determine potential eligibility for benefit programs. By answering a few questions regarding income, marital or employment status, and family size, users are guided to a list of benefits they may be eligible to receive. Program descriptions and contact information are provided for each benefit program.

GovBenefits.gov significantly reduces the amount of time individuals spend identifying and accessing relevant information about government benefit programs matching their specific needs. GovBenefits.gov allows local government or social service caseworkers to quickly identify and match alternative programs with an individual's specific needs.

GovBenefits.gov provides the infrastructure for all partner agencies to benefit from cost avoidance as a direct result of the site's pre-screening functionality. Costs are avoided by GovBenefits.gov reducing the number of telephone calls to benefit program call centers. That is, it is expected as GovBenefits.gov usage increases, the volume of phone calls to government benefit programs will decrease. However, GovBenefits.gov delivers the greatest value to citizens directly by saving them both time and frustration when looking for information spread across millions of web pages. In 2007, visitors to GovBenefits.gov saved an estimated 1,000,000 hours in their search for benefits. The time savings is based on 3.2 million visitors saving an average of 20 minutes using GovBenefits.gov versus other research methods.

Since the inception of GovBenefits.gov, the number of citizens using the site to locate benefit information has increased over 700 percent from an average of 35,000 visitors a month when the site launched in 2002 to over 250,000 visitors a month in 2007. Some specific groups using GovBenefits.gov as a resource include Seniors, Veterans, Caseworkers, Disaster Relief Victims, Congressional Representatives, Volunteer Organizations, Career Centers, and Community Faith Based Organizations.

Disaster Assistance Improvement Plan – Managing Partner Department of Homeland Security (DHS)

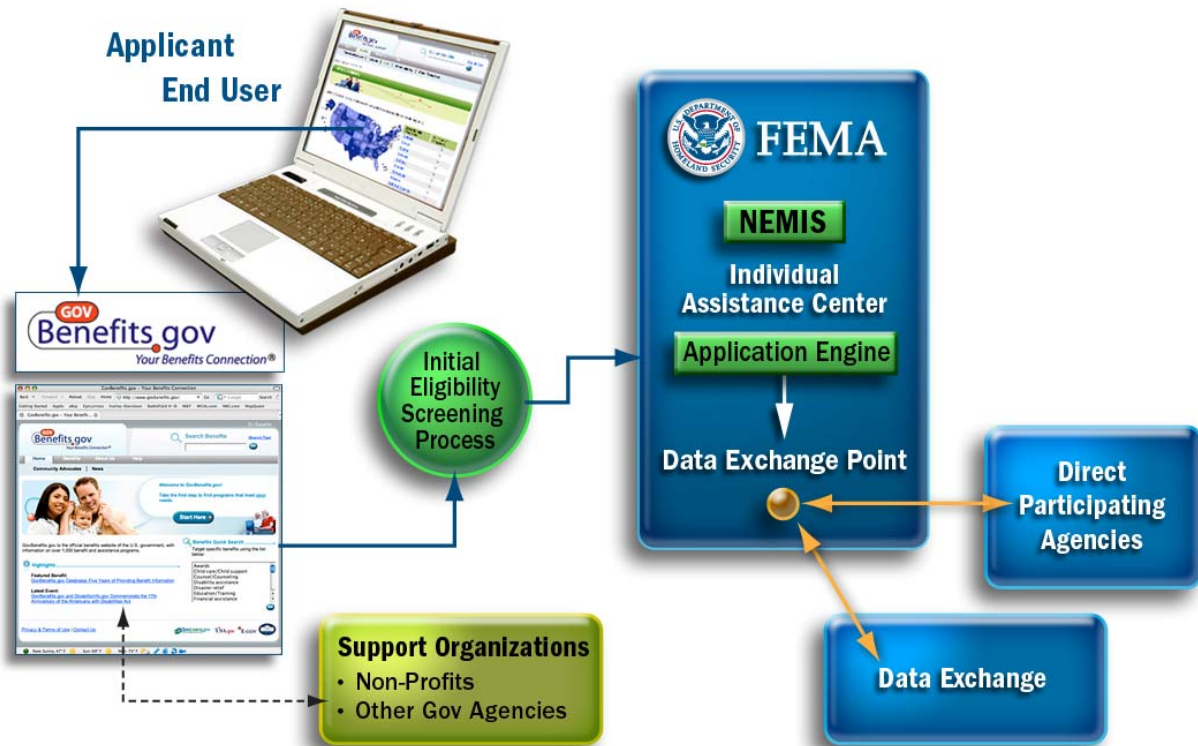
The goal of the Disaster Assistance Improvement Plan (DAIP) is to design, launch and manage a centralized and continuously updated clearinghouse from which disaster victims may obtain information regarding Federal disaster assistance, State and local government programs, and private sector sources for disaster assistance.

The program has three basic components: a web portal for intake, a central database for tracking, and several individual agencies which provide the actual benefits. The web portal will be provided by another E-Gov Initiative, GovBenefits.gov. The central database will be managed by the Federal Emergency Management Agency (FEMA). Individual agencies will create and maintain online connections to the central database and will determine and distribute the actual disaster benefits. The overall system is designed to reduce unnecessarily duplicative application forms and processes and strengthen controls for improper payments and other forms of fraud, waste, and abuse.

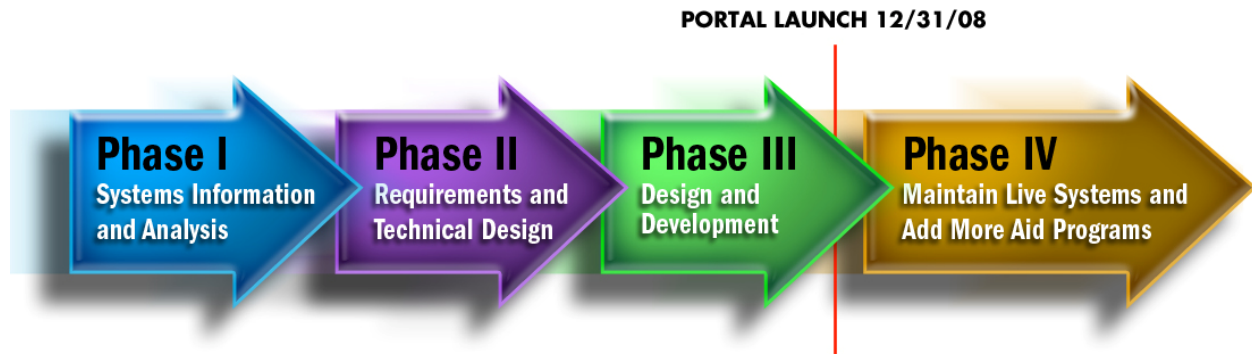
GovBenefits.gov Highlights...

- *GovBenefits.gov named a finalist in the 2006 Harvard Ash Institute Innovations In Government Award.*
- *Named a finalist in the 2007 Excellence.gov competition recognizing the program's continued performance*
- *In early 2008, GovBenefits will launch its first Customized Connection with the Social Security Administration, bringing the power of GovBenefits.gov's technology to SSA.gov*

DAIP was approved by the President on September 14, 2007. FEMA immediately established a program management office, began inventorying all Federal disaster benefits programs, and devising technical strategies to interconnect with legacy IT systems operated by individual agencies. Although DAIP was established in response to a specific event, the intent of DAIP is clearly aligned with the objectives of E-Gov initiatives. It will streamline benefits to citizens, alleviate fraud, and reduce duplication of agency efforts.



Persons interested in disaster assistance will be able to review information regarding Federal, State and local government programs, as well as private sector resources for disaster assistance. This portal will pre-screen for Federally-funded benefit programs and users will be passed transparently to FEMA's National Emergency Management Information System (NEMIS) Individual Assistance Center (IAC) to apply for benefits. Applicants will provide the required personal information for the specific programs for which they may qualify, which is then pulled and adjudicated by the appropriate agencies. At this point the interface will also allow for other data exchange, such as change of address or fraud investigations. A flexible interface between NEMIS and the agencies will provide the capability to transform and sequence data to meet individual recipient agency business rules and interface needs. An Interagency Memorandum of Understanding and Interagency Security Agreement between FEMA and each agency will ensure that privacy and security requirements for all agencies are followed.



The DAIP will launch on December 31, 2008. It will include:

- All basic programmatic disaster information on GovBenefits.gov with the pre-screening questionnaire;
- A single application including all Federally-funded programs that are centrally administered; and
- Other data exchange programs including referral information for Federally-funded programs and resources available to disaster victims.

The DAIP is working on gathering additional information and after the initial launch will have integrated into the single application:

- Programs administered at the State and local level; and
- Public assistance programs that provide services victims frequently find themselves in need of as a result of a disaster.

The benefits to citizens are clear, as articulated in the DAIP video at <http://www.fema.gov/multimedia/daip/video.wmv>, which captures the thoughts of actual persons impacted by the Katrina disaster.

For Federal agencies, the benefits are also significant. Encouraging on-line applications provides a lower cost alternative for government processing of benefit applications. Consolidation of the application processes, identity verification and authentication of applicants and validation of submitted information allows for reduction of fraud, waste, and abuse. The surge capability that will be available with DAIP will meet each agency's needs for enhancements as a result of additional applications in response to a large scale disaster without costly agency investments in standby infrastructure.

E-Loans – Managing Partner Department of Education (ED)

E-Loans created a single point of access for Federal loan program information on the Web at GovLoans.gov which was subsequently integrated within the GovBenefits.gov website. The goal for E-Loans has been to provide visitors with a “plain speak” experience, educating citizens on Federal loan programs, directing them to the best available loan program information at government and private sector websites. E-Loans also identified ways to improve back-office loan functions that greatly impact customer service. These back-office processes include lenders reporting to the government, government management of default and lender performance data, and the government receipt of payments from lenders.

The E-Loans initiative provides citizens a more transparent and citizen-focused Federal loan experience. Not only do citizens have quicker and easier access to Federal loan program information on the Web, but they also benefit from lower costs and faster overall service resulting from the coordinated efforts of the E-Loans partners.

IRS Free File – Managing Partner Department of the Treasury (Treasury)

The IRS's Free File program allows eligible taxpayers to prepare and electronically file their tax returns over the Internet using free commercial software, reducing burden and costs to taxpayers. This free filing service is available at www.irs.gov and is made possible through a partnership between the government and the Free File Alliance, a coalition of tax preparation software manufacturers.

The Free File Alliance, created by an agreement between the IRS and industry, consists of 19 tax preparation service providers, each of which provides an offer of free services to at least 10 percent of all taxpayers. The total of all free offers by the Alliance is available to over 70 percent of all taxpayers. The IRS has helped to promote the consortium and the availability of free services, and ensures the members of the consortium meet standards of service, security, and privacy protection.

In FY 2007, the IRS received nearly 4 million tax returns through Free File, representing a cost-savings to the government of approximately \$9.2 million in processing costs of an electronic return compared to that of paper. The Free File program has generated \$45.5 million in cost savings to the government since its beginning in 2003.

IRS Free File Highlights...

- *As of October 21, 2007, nearly 4 million individual federal tax returns were prepared and e-filed through Free File services.*
- *Per a Free File survey conducted in June 2007, 95% of Free File users who were surveyed intend to use Free File again next year.*

Recreation One-Stop – Managing Partner Department of the Interior (DoI)

The Recreation One-Stop initiative makes it easier for citizens to plan a vacation and make a reservation for a campsite, cabin, or tour at Federal recreation sites. The initiative provides a customer-friendly recreation portal (www.recreation.gov) with information for planning visits to more than 3,200 Federal recreation sites.

The initiative has created a Recreation Information Data Base (RecData.gov) to standardize and disseminate public domain information about Federal recreation sites. Making this data available to other organizations (e.g., state tourism agencies, and AAA) with recreation-related databases, websites, and publications allows citizens to find consistent information through a wide range of recreation-related "channels." Additional sites continue to be added to the data base including those of a new partner, the American Battle Monuments Commission.

In FY 2007, the consolidated recreation reservation system, the National Recreation Reservation Service (NRRS) was launched (www.recreation.gov). Customers who need campground or tour reservations are able to save additional time by making reservations through the same portal they use to discover opportunities on America's public lands.

Recreation One-Stop Highlights...

- *Provides Citizens Information on 3,200+ Federal Recreation Sites*
- *Manages National Recreation Reservation System (NRRS) launched in FY 2007*
- *Enables Public-Private Sector Exchange of Recreation Data*

In FY 2008, improvements to the web portal are focused on improving the internal effectiveness and efficiency of internal, back-office operations.

USA Services – Managing Partner General Services Administration (GSA)

The mission of USA Services is to respond to citizen inquiries about the government in an accurate, timely, and consistent manner. USA Services uses the existing infrastructure of the Federal Citizen Information Center and the USA.gov portal to provide citizen-centric solutions to USA Services also acts as a citizen customer service solution provider for other federal agencies and E-Government Initiatives. Recently, *Time* magazine named USA.gov as one of "25 Sites We Can't Live Without." USA.gov joins the

notable ranks of other websites featured on the "Can't Live Without" list such as Amazon, eBay, Google, WebMD and Yahoo.com. The article associated with the announcement is located at the following link: [25 Sites We Can't Live Without](#).

In particular, USA Services:

- Allows citizens to get information from federal agencies in both English and Spanish via the Internet, publications, telephone, and e-mail in a privacy-protected environment;
- Provides services to agencies for misdirected telephone and e-mail inquiries and provides contact center services through FirstContact;
- Reduces partner agency expenses for infrastructure, procurement, and labor within the agency or for expenses related to contact centers responding to e-mail and telephone calls; and
- Provides leadership and tools to other agencies including government-wide contracts, standards, best practices and tools.

In FY 2006, USA Services helped agencies save over \$31.9 million through the FirstContact contract vehicle, "Tier 1" service support, 1-800-FED-INFO, and misdirected email/call services.



Government to Business Portfolio

Business Gateway – Managing Partner Small Business Administration (SBA)

Business Gateway, Business.gov, is the official business link to the U.S. Government providing a single access point to government services and information to help the nation's businesses. Business Gateway offers information on a government-wide basis including forms, compliance assistance resources, and business library information. Business Gateway consists of three key components:

- Business Compliance Portal – Business.gov is the one-stop cross-agency resource offering consolidated business compliance and regulatory information across federal agencies regulating U.S. businesses;
- Federal Forms Listing – Forms.gov is an online Forms Catalog providing citizens and businesses with a common access point and ability to search federal agency forms; and
- Data Harmonization – This is an ongoing effort to find data collection forms across the Federal government to reduce redundancy, resulting in more efficient data collection and sharing.

As a cross-agency resource, Business Gateway helps federal agencies realize the vision of citizen-centric government by enabling ready access to traditionally siloed information – accessible only on an agency-by-agency basis.

By organizing comprehensive compliance-related information across the Federal government, Business Gateway effectively operates from the perspective of providing a valuable service to the stakeholders of each participating agency.

Business Gateway provides citizens with one-stop, equal access to cross-agency compliance information and encourages and simplifies regulatory compliance for citizens and businesses. (Additionally, the initiative reduces burden to American businesses by reducing the time and costs that owners incur as they search for regulations and forms across multiple agency web sites.

In recognition of Business Gateway's efforts, the initiative was selected as a recipient of a 2008 Government Information Technology Executive Council (GITEC) Project Management Excellence award.

E-Rulemaking – Managing Partner Environmental Protection Agency (EPA)

E-Rulemaking provides citizens one access point to view and comment on rules and notices. This initiative allows agencies to fulfill the E-Gov Act of 2002 requirement to ensure a publicly accessible website contain electronic dockets for rule-makings.

Business.gov Website Expands With New Features

THE SITE AIMS TO BE A ONE-STOP SOURCE FOR GOVERNMENT COMPLIANCE.



Business.gov continues to expand its offerings of resources and tools to help small businesses comply with federal government regulations. Responding to feedback from its business community users, Business.gov has developed a tool that helps businesses determine their license and permit requirements.

-- from *Winning Bids Magazine*

The E-Rulemaking initiative includes two important components:

- 1) Regulations.gov – the public website that provides citizens, small businesses, educators, multi-national corporations, civic organizations, and all levels of government one-stop Internet access to view, download, and submit comments on all Federal rulemakings. Agencies are required to ensure their public regulatory dockets are electronically accessible and searchable using www.regulations.gov and accept electronic submissions via the website.
- 2) Federal Docket Management System (FDMS) - an advanced “back-end” docket management system that provides Department and Agency staff better internal docket management functionality and the ability to publicly post all relevant documents on regulations.gov (e.g., *Federal Register* documents, proposed rules, notices, supporting analyses, and public comments).

The E-Rulemaking program provides substantial benefits as an electronic docket solution for agencies to manage their regulatory information (FDMS) and to provide the documents to the public for comments and other submissions (Regulations.gov). The Initiative is helping to manage and disseminate Federal regulatory information far beyond traditional paper publications and paper-based docket processes.

In addition to the process benefits the E-Rulemaking solution offers, it is estimated to provide cost avoidance benefits over traditional baseline paper processes to a level of \$30 million over five years. The electronic docket solution selected by E-Rulemaking governance bodies is a centralized architecture that is configurable for each participating entity allowing role-based access to develop workflow and collaboration processes to manage their content. This centrally managed solution is estimated to save a range of \$106 – \$129 million over five years as compared to other alternatives that seek the same benefits but are based on decentralized architectures. These figures were calculated in the summer of 2007 by an independent economist hired by the E-Rulemaking Program to develop a Cost-Benefit Model.

The FDMS is a centralized “web” application incorporating commercial- off-the-shelf technology to provide a secure, robust electronic repository (meeting DOD 5015.2 Records Management Standards) to maintain agency rulemaking and non-rulemaking docket materials, supporting analyses materials, and public submissions. Through a customizable agency interface, FDMS provides agency users with the ability to manage docket materials through the use of role-based access controls; workflow and collaboration processes; creating/managing/revising content; comment management; and integrated COTS scanning solutions.

During FY 2007, a number of features were added to FDMS and Regulations.gov that have greatly enhanced the services each provides. On Regulations.gov, public users can now bookmark documents that they need to frequently reference, sign-up for an RSS feed of all *Federal Register* documents posted each day, receive email notifications when specified docket-level activities occur (such as a publication of *Federal Register* document, the addition of supporting material or comment). The E-Rulemaking Program and its partner agencies also recently deployed on Regulations.gov the sitemaps protocol which enables popular search engines to locate *Federal Register* rule or notice documents posted each day on the site. On the FDMS side, electronic record-keeping functionality has been incorporated which allows



Regulations.gov 5th Anniversary Ceremony, January 22, 2008

(from left to right) Row 1: Jeanne Shepitka (E-Rulemaking, EPA), Shanita Brackett (E-Rulemaking, EPA), Wendy Liberante (OMB), Asfara Moghis (E-Rulemaking, EPA); Row 2: John Moses (E-Rulemaking, EPA), Tim Crawford (E-Rulemaking, EPA), Patrick Miccielli (E-Rulemaking, EPA), Vic Forney (E-Rulemaking contractor support)

Departments and Agencies to manage their FDMS rulemaking records in one electronic location, meeting their record-keeping requirements and reducing costs to manage paper documents.

From September 25, 2005 through October 21, 2007, Regulations.gov:

- Received 131.5 million hits (an average of 5.3 million per month, an increase of nearly 152 percent since its deployment in late September 2005);
- Enabled the public to view or download more than 50 million pages (an average of 2 million pages per month, an increase of 300 percent since October 2005);
- Enabled the public submission of more than 123,000 comments on behalf of 115 rulemaking entities (an average of 4,900 comments per month, an increase of 1065 percent since October 2005). As a comparison, the previous version of Regulations.gov site received 13,000 public comments during its entire 33 months of operation;
- Posted more than 977,000 documents (more than 10,000 documents added monthly); and
- Enabled agencies to post more than 523,000 public submissions (including public comments submitted by paper, email, and fax) which is an increase of approximately 1,065 percent since September 2005.

Twenty-nine departments and independent agencies (constituting more than 90% of Federal rulemaking activity) have fully implemented FDMS as of January 15, 2008. More than 3,900 Federal agency users from more than 160 rulemaking entities are registered users of FDMS.

Expanding Electronic Tax Products for Businesses – Managing Partner Department of the Treasury (Treasury)

Expanding Electronic Tax Products for Businesses reduces the tax-reporting burden on businesses while improving the efficiency and effectiveness of government operations.

The initiative is comprised of seven projects delivering benefits by reducing the number of tax-related forms businesses must file, providing timely and accurate tax information to businesses, increasing the availability of electronic tax filing, and modeling simplified federal and state tax employment laws.

These projects include:

- Form 94x Series
- Form 1120/1120S
- Form 8850
- Internet Employer Identification Number (EIN)
- Harmonized Wage Reporting
- Single Point Electronic Filing of Form W-2/3
- Standardized EIN

Federal Asset Sales – Managing Partner General Services Administration (GSA)

The Federal Asset Sales (FAS) Initiative manages a one-stop online marketplace for federal agencies to sell underutilized, non-utilized, retail, seized, and forfeited assets.

FAS, through GovSales.gov, enables the general public to search for personal property, and real property assets for sale across the Federal Government, through a single online marketplace, regardless of whether the item is available online or offline via live auction. The Federal Asset Sales portal successfully linked all participating real property portal agencies (GSA, United States Department of Agriculture, Department of Housing and Urban Development, Department of Veterans Affairs) and personal property sales centers (General Services Administration, United States Department of Agriculture, Department of Justice, Department of the Treasury) to a central website.

Personal property assets include: business equipment, vehicles (fleet), furniture, jewelry, and other miscellaneous assets. Real property assets include: industrial, commercial, agricultural, and residential real estate.

As of Q4 FY 2007, the GovSales.gov portal traffic has averaged over 225,000 hits each quarter and is increasing at a rate of over 7,500 hits per quarter. Since its October 2006 launch, the portal has registered approximately 1,000,000 visitors.

The following table presents GSA and USDA sales data and is cumulative thorough Q3 FY 2007. Sales data reporting for the rest of the initiative will commence in Q1 FY 2008 per initiative milestones.

GSA and USDA Combined Personal Property Asset Sales Information

(Cumulative through Q3 FY 2007)

Total Gross Sales Revenue		Total Net Sales Revenue		Net Sales Revenue % Increase (Net /Gross)		Total number of Agency Assets Sold	
Q1	\$31,394.43*	Q1	\$27,552.55*	Q1	87%	Q1	28,273
Q2	\$49,752.20*	Q2	\$45,175.43*	Q2	90%	Q2	28,492
Q3	\$203,451.01*	Q3	\$194,298.50*	Q3	95%	Q3	68,557

*Financial amounts in thousands of dollars

For citizens and businesses, FAS makes it easier to locate government assets for sale and improves the promotion of government sales through a centralized, citizen-centered website/portal. FAS' stakeholders include federal agencies, state and local governments, and the general public.

For federal agencies, FAS provides a standardized mechanism to list and inventory government-owned property. Additionally, FAS enables agencies and bureaus with limited resources to leverage economies of scale to reach a broader customer base and receive greater exposure of their assets.

International Trade Process Streamlining – Managing Partner Department of Commerce (DoC)

The International Trade Process Streamlining (ITPS) initiative makes it easier for small and medium-sized enterprises (SMEs) to obtain the information and documents needed to conduct business abroad.

The Department of Commerce (DoC), through the International Trade Administration, has the mandated responsibility to coordinate the export promotion and finance activities of the 19 federal agencies through the Trade Promotion Coordinating Committee (TPCC).

ITPS Highlight...

Export.gov helps DoC and the TPCC meet the mandate to "provide a central source of information for the business community on Federal export promotion and export financing programs"

The TPCC is to "provide a central source of information for the business community on Federal export promotion and export financing programs" (15 U.S.C. 4727 (O)(2)).

Export.gov, the government's existing online portal for small business export assistance information, has been enhanced to meet the mandate and is integrated with the 1-800-USA-Trad(e) call center and the domestic and foreign offices staffed by trade specialists. Export.gov provides online information about foreign market intelligence, trade leads, trade shows, export finance, and other valuable information and directs SMEs toward local Export Assistance Centers or to relevant offices in the foreign markets.

Government to Government Portfolio

Disaster Management – Managing Partner Department of Homeland Security (DHS)

The initiative benefits DHS and all of its bureaus and agencies by improving incident-related information sharing for emergency response personnel. Through the DisasterHelp.gov portal, citizens, businesses and other organizations can access timely planning and response information and emergency response to disasters.

The Disaster Management Interoperability Services (DMIS) platform and the data exchange standards project provide agencies the ability to exchange data smoothly during an emergency incident and during day-to-day operations with any other user of DMIS software. The Open Platform for Emergency Networks (OPEN) system is the infrastructure enabling the exchange of information between systems complying with the messaging standards Disaster Management (DM) is facilitating in support of practitioner requirements. The DMIS toolset and OPEN backbone allow agencies to communicate collaboratively with local communities during an emergency. The following details use of these resources:

- **West Virginia** - The state of West Virginia uses E-Team with OPEN to exchange Common Alerting Protocol (CAP) messages. This solution was developed and tested by the state Emergency Management office. In the six months before the transition, 180 CAP alerts were posted via OPEN.
- **Los Angeles City Tactical Incident Information Pilot** – Los Angeles City is conducting a 30 vehicle trial with DM messaging standards and OPEN focused on exchanging and sharing data between hand-held sensors, HazMat response teams, and vehicles during joint operations. Upon completion of the trial, Los Angeles City plans to expand technologies to Los Angeles County and work with Immigration and Customs Enforcement at Ports of Call as well as the Los Angeles Health authorities.
- **National Oceanic and Atmospheric Administration (NOAA) HazCollect Deployment** - The National Weather Service began rolling out the HazCollect system to local emergency responders at the end of March 2007. HazCollect allows local emergency managers to submit non-weather emergency alerts via CAP through OPEN to be broadcast on NOAA Weather Radio. This capability is expected to reduce the time it takes to produce and generate an alert from 7 minutes to less than 2 minutes.

Over 5,100 first responders have been trained to use DMIS tools and DMIS has been used in over 350 incidents. There are over 2,000 Collaborative Operating Groups (COGS) in DMIS.

Furthermore, the following report significant cost avoidance through use of these tools:

Cost Avoidance by not having to replicate OPEN:

- DHS S&T Biological Warning and Characterization (BWIC) = \$2.75M
- National Weather Service HazCollect Alert and Warning System = \$2.00M
- City of Los Angeles Fire Department = \$3.00M

Cost Avoidance by not having to replicate DMIS:

- US Navy = \$4.50M

E-Vital – Managing Partner Department of Health and Human Services (HHS)

The E-Vital initiative assists states in automating the paper-bound death registration process through an electronic, web-based system called Electronic Death Registration (EDR). EDR connects the various death registration participants (e.g., funeral directors, physicians, hospitals, medical examiners, coroners) with the states' jurisdiction's

E-Vital Highlight...

- *18 U.S. states and territories have implemented EDR, as of September 2007*
- *8 States plan to implement in FY 2008*

Bureau of Vital Statistics. The States' EDR systems also contain an online real-time Social Security number verification process.

Per the Intelligence Reform and Terrorism Prevention Act of 2004 (IRTPA – Pub. L. No. 108-458), SSA is to work with the Department of Health and Human Services and the Department of Homeland Security to assist the States with the following:

- Computerizing their birth and death records;
- Matching birth and death records within each State and among the States; and
- Recording the fact of death on birth certificates of the deceased.

States have indicated it costs between \$2M and \$5M to build and implement an EDR system.

As of September 2007, 18 U.S. states and territories have implemented EDR. 8 States plan to implement in FY 2008.

Geospatial One-Stop – Managing Partner Department of the Interior (DoI)

The Geospatial One-Stop initiative (GOS) promotes coordination and alignment of geospatial data collection and maintenance among all levels of government. By providing the building blocks for a National Spatial Data Infrastructure (NSDI), GOS:

- Provides one-stop web access to geospatial information through development of a portal
- Encourages collaborative planning across the government for future investments in geospatial data
- Expands partnerships that help leverage investments and reduce duplication
- Facilitates partnerships and collaborative approaches in the sharing and stewardship of data

The availability of up-to-date and accessible geospatial information helps leverage resources and support programs such as economic development, environmental quality, and homeland security. The vision for GOS is to revolutionize E-Government by providing a geographic component for use in all E-Government activities across local, State, tribal, and Federal governments. GOS goals are:

- To provide fast, low cost, reliable access to geospatial data needed for Federal, State, and local government operations.
- To facilitate government-to-government interactions needed for vertical missions such as homeland security and to improve delivery of services to the public.
- To obtain multi-sector input for coordination, development, and implementation of geospatial (data and services) standards to create the consistency needed for interoperability and to stimulate market development of tools.

The Geospatial One-Stop Web portal continues to gain support from data providers and end users. The number of records in the system has grown from about 100,000 in FY 2005 to over 150,000 in FY 2007. The portal also features a "Marketplace" for information on potential opportunities to leverage resources and collaborate on data purchases. The number of partnership opportunities in the Marketplace grew from approximately 600 in FY 2005 to over 2000 in FY 2007. The number of visits to the site has increased from approximately 30,000 per month in 2005 to about 60,000 per month in 2007.

Grants.gov – Managing Partner Department of Health and Human Services (HHS)

Grants.gov is the Federal Government's single website providing information on over 1000 grant programs – representing more than \$450 billion dollars awarded by the 26 grant-making agencies and other Federal grant-making organizations. The initiative enables federal agencies to publish grant funding opportunities and application packages online while allowing the grant community (state, local, and tribal governments, education and research organizations, non-profit organizations, public housing

agencies, and individuals), which includes over 1 million organizations, to search for opportunities and download, complete, and electronically submit applications.

Grants.gov is the Federal Government's single website providing information on over 1000 discretionary grant programs – representing more than \$450 billion dollars awarded by the 26 grant-making agencies and other Federal grant-making organizations. The initiative enables federal agencies to publish grant funding opportunities and application packages online while allowing the grant community (state, local, and tribal governments, education and research organizations, non-profit organizations, public housing agencies, and individuals), which includes over 1 million organizations, to search for opportunities and download, complete, and electronically submit applications.

**Grants.gov
Highlights...**

- *Registered over 92,000 Authorized Organization Representatives with Grants.gov*
- *Received 180,861 submissions in FY 2007 – an increase of 100% over FY 2006*

Grants.gov achieved tremendous growth during FY 2007 far exceeding the projected Fiscal Year goal of 130,000 submissions and registering a substantial increase over FY 2006's of 90,045. Grants.gov received a total of 180,681 in FY 2007 – a 100 percent increase.

All 26 major Federal grant making agencies posted 100 percent of their synopses for discretionary funding opportunity announcements on Grants.gov. Application package postings were at 100 percent, with a few approved exceptions. 3,199 discretionary application packages were posted in FY 2007, 2,908 of those accompanying a matching synopsis. The remaining 291 approved exemptions included fellowships and collaborative grants (government-wide processing is still in the initial functional requirements phase with agencies and Grants.gov), or were not discretionary applications but were Requests for Information, broad agency announcements, or by the nature of their business process had not been posted within the quarter that was being measured. By the end of FY 2007, 2,908 opportunities were available for electronic application through Grants.gov.

Additionally, 3,144 discretionary synopses were posted in FY 2007, with 8,201 posted since the launch of the Grants.gov website and 286,886 application submissions have being processed by Grants.gov since full processing was deployed in FY 2004. These submissions cover all agency and application populations – small to large, research to state and local governments, not for profit, and so on.

Through the government-wide Grants.gov Memorandum of Understanding and Service Level Agreement with all 26 federal agencies, Grants.gov provided contact center operations servicing over 151,253 calls and 65,457 emails on behalf of the grant making agencies and the Grants.gov Program Management office serviced and trained over 11,000 people including federal, state and local grant administrators, congressional workshops, and grant organizations. Additionally, over 20,000 registration brochures were distributed during FY 2007. Grants.gov instituted quarterly satellite web casts beginning in January 2007 to provide outreach, status and technical and program management status and support servicing the grant community.

Through the use of Grants.gov agencies are able to reduce operating costs associated with online posting and application of grants. Additionally, agencies are able to improve operational effectiveness through use of Grants.gov by increasing data accuracy and reducing processing cycle times.

SAFECOM – Managing Partner Department of Homeland Security (DHS)

SAFECOM is a communications program of DHS. SAFECOM, in collaboration with its Federal partners, provides research, development, testing and evaluation, guidance, tools, and templates on interoperable communications-related issues to Federal, State, tribal, and local emergency response agencies. The Office of Emergency Communications (OEC) supports SAFECOM's development of guidance, tools, and templates. The Office for Interoperability and Compatibility (OIC) supports SAFECOM-related research,

development, testing, evaluation, and standards. OEC is managed by the Directorate for National Protection and Programs. OIC is managed by the Science and Technology Directorate. SAFECOM promotes coordination and cooperation across all levels of government in support of achieving short-term interoperability and long-term compatibility.

Resources provided by SAFECOM to emergency responders to increase interoperable communications capabilities include:

- Practitioner validated statewide planning methodologies;
- Coordinated grant guidance;
- Communications requirements; and
- Lessons learned and standard operating procedures

To address the most urgent interoperability needs, SAFECOM is OEC's development and implementation of a National Emergency Communications Plan to support and promote the ability of emergency response providers and relevant government officials to continue to communicate in the event of natural disasters, acts of terrorism, and other man-made disasters; and ensure, accelerate, and attain interoperable emergency communications nationwide. Additionally, SAFECOM is helping to ensure that all public safety agencies have the necessary tools and resources to meet the immediate demands for interoperability when responding to an emergency. SAFECOM guidance, tools, and templates help guide the migration of the emergency response community's existing communications systems to work more effectively with greater interoperability.

The scope of the community served by SAFECOM is broad; the customer base includes over 50,000 local and state public safety agencies and organizations and over 100 federal agencies are engaged in public safety disciplines, including law enforcement, firefighting, public health, and disaster recovery.

In FY 2007, SAFECOM's Federal partners and the state, tribal, and local emergency response communities benefited significantly from its work on the following:

- developing guidelines and criteria for public safety communications systems;
- assessing interoperable communications capabilities (survey of 22,400 emergency response agencies);
- coordinating testing and evaluation processes for interoperability products;
- standardizing public safety communications equipment with grant guidance;
- coordinating communications planning; and
- providing tools and guidance.

Internal Efficiency and Effectiveness Portfolio

E-Clearance – Managing Partner Office of Personnel Management (OPM)

The E-Clearance Initiative streamlines and improves the quality of the current security clearance process through automation and the use of common systems and policies. The initiative leverages information technology to improve the effectiveness and efficiency of the personnel security investigations process. E-Clearance assists in reducing the time required for processing clearance-level employees, while increasing reciprocity among federal agencies.

The E-Clearance Initiative is currently implementing three components to improve the current security clearance process:

- The Electronic Questionnaire for Investigations Processing (E-QIP) – an automated on-line version of the security clearance application form SF-86, transferring paper processes to an electronic environment;
- The Clearance Verification System (CVS) – provides the Office of Personnel Management and all partnering agencies access to the clearance data of each participating agency database; and
- Imaging of Investigative Records – the imaging of investigative records held by investigative agencies and making records available electronically, among all authorized federal users.

The E-Clearance initiative reduces processing times for clearance-level employees and increases reciprocity among federal agencies. It streamlines the investigation and re-investigation process through automation, reduced reliance on paper files, and improves data accuracy and analysis.

Enterprise Human Resources Integration – Managing Partner Office of Personnel Management (OPM)

The Enterprise Human Resources Integration (EHRI) initiative is transforming Human Resource (HR) processes from paper-based to electronic. EHRI's electronic Official Personnel Folder (eOPF) offering provides implementing agencies with a standard approach to the conversion, storage, access, sharing, and archiving of existing paper HR records. EHRI also offers a set of analytical tools that operate in conjunction with the OPM data warehouse containing personnel data from across the Executive Branch. EHRI enables workforce planning, forecasting, and analysis; streamlines employee transfer; and enhances retirement processing throughout the Executive Branch.

The initiative is achieving cost savings that are recognized on a per folder basis. The total cost avoidance per folder is estimated at \$44.23. In FY 2007, EHRI increased the number of converted folders to more than 600,000.

E-Payroll – Managing Partner Office of Personnel Management (OPM)

The E-Payroll Initiative standardizes and consolidates government-wide Federal civilian payroll services and processes by simplifying and standardizing human resources (HR)/payroll policies and procedures and better integrating payroll, HR, and finance functions. Prior to beginning the initiative, 26 federal agencies provided payroll services. Four providers have been selected to furnish payroll services for the Executive branch. Migration of the 22 non-continuing payroll providers to one of the four selected E-Payroll Providers is underway.

E-Payroll Highlights...

- *Reduction of nearly 30% in average annual cost per W-2 in 2007*
- *Savings of \$11 million annually for HHS*
- *Savings of \$3.2 million annually for EPA*

The initiative benefits agencies by permitting them to focus on mission related activities rather than on administrative payroll functions. Payroll processing costs are reduced through economies of scale and avoiding the cost of duplicative capital system modernization activities. In late 2001, the Joint Financial Improvement Program conducted a study for OMB analyzing the payroll

service delivery across the Federal Government. Agencies participating the study reported a cost of payroll processing expressed in the cost per W-2 at an average of \$176 per year, with the high range being \$663. Upon migration to the four e-Payroll Providers, the average annual cost per W-2 for FY 2007 will be approximately \$126 (a decrease of nearly 30 percent). The initiative also promotes standardization of business processes and practices and unified service delivery.

E-Records Management – Managing Partner National Archives and Records Administration (NARA)

The E-Records Management (ERM) Initiative provides policy guidance to help agencies better manage their electronic records. The purpose of ERM guidance is to allow records information to be effectively used to support timely and effective decision making, enhance service delivery, and ensure accountability. The initiative is developing policies and guidance in three major issue areas: Enterprise-wide electronic records management, Electronic Information Management Standards, and transferring permanent records to NARA.

E-Training – Managing Partner Office of Personnel Management (OPM)

E-Training provides a premier electronic training environment to support the development of the Federal workforce. The initiative advances the accomplishment of agency missions through simplified and one-stop access to E-Training products and services. E-Training is working to enhance the ability of the Federal Government to attract, retain, manage, and educate the highly skilled professionals needed for a flexible and high-performing government workforce.

To date, E-Training has over 1,156,387 registered users and more than 3.2 million classes have been completed. The E-Training Initiative benefits the government and the Federal workforce by:


- Reducing redundancies; achieving economies of scale; acquiring and developing e-Learning content; purchasing learning technology infrastructure (e.g., Learning Management Systems, Learning Content Management Systems and other Information Technology hardware/software); and consolidating and sharing hardware and software;
- Offering user-friendly access to high-quality E-Training environment; and
- Encouraging E-Learning investments as part of the strategic, systematic, and continuous development of Federal government human capital.

E-Training Highlights...

- *Over 1,156,387 registered users*
- *Over 3.2 million classes completed*

Just one example of results provided by E-Training was when the initiative, along with GoLearn.gov, provided oversight in the development of the on-line training program developed by the Federal Employee/Workforce Native Education and Training (FEWNET), a sub-working group of the Indian Affairs Executive Working Group. FEWNET was formed in January of 2007 to address how to best improve federal consultation and collaboration with Indian tribes. FEWNET identified a need for an easily accessible curriculum that could introduce key concepts and concerns relevant to Indian tribes.

EPA, the Advisory Council on Historic Preservation, and DoJ, with support from numerous agencies, developed the Working Effectively with Tribal Governments on-line training program. The training program completed development on November 1, 2007 and is available for use by federal employees through hosting by OPM.



E-Gov Travel – Managing Partner General Services Administration (GSA)

The E-Gov Travel Service (ETS) is a government-wide web-based service that provides standardized travel management practices to consolidate federal travel, minimize cost and produce superior customer satisfaction. The ETS is commercially hosted to minimize technology development costs to the government and guarantee refreshed functionality for basic travel services included in the master contract. From travel planning and authorization to the review and approval of post-travel reimbursement, this end-to-end service streamlines travel management and will enable the government to capture real-time visibility into the buying choices of travelers and assist agencies in optimizing their travel budgets while saving taxpayers money.

The benefits of the ETS include:

- Increased cost savings associated with overall reduction in Travel Management Center transaction service fees;
- Improved strategic source pricing through cross-government purchasing agreements;
- Improved business process functionality as a result of streamlined travel policies and processes;
- Enhanced security and privacy controls for the protection of government and personal data; and
- Improved agency oversight and audit capabilities.

E-Gov Travel Highlights...

- *Ten agencies are fully deployed*
- *Using an ETS provider, HUD decreased the voucher processing cost on average from \$75 per voucher to \$13.75*
- *ETS has decreased travel reimbursement processing time from more than 7 days to an average of 3 days*
- *Travel reservations made online is >60% for those agencies using ETS*

As the ETS is a fully integrated, end-to-end travel solution, program cost avoidance is realized by a reduction of traveler and manager time for planning, arranging, authorizing, approving and post-travel reimbursement processing. Travelers also benefit from ETS' increased efficiency in the end-to-end electronic solution as their reimbursements are expedited. Additional initiative savings are realized from the elimination of costly paper-based systems, the decommissioning of legacy travel systems and the reduction of agency overhead by consolidating the number of travel contracts. Prior to ETS, the estimated overall government-wide on-line adoption rate for travel reservations was approximately 6 percent. To date, in agencies using the ETS end-to-end, the on-line booking engine (OBE) adoption rate is over 60 percent resulting in dramatic cost savings as a result of lowering travel agent service fees.

The 24 Business Reference Model (BRM) agencies are in various stages of their respective ETS deployments. Ten agencies (DoE, ED, DoL, DoT, GSA, HUD, NARA, NSF, OPM and VA) are fully deployed and using ETS for their end-to-end travel services. An additional eight agencies (DHS, State, EPA, HHS, SBA, Treasury, USAID, and USDA) have begun their ETS deployments and are partially using the end-to-end ETS solution for their travel. The remaining six agencies (DoC, DoI, DoJ, NASA, NRC, and SSA) are scheduled to begin their ETS deployments in FY 2008. Of the 18 agencies that have completed or begun their ETS deployments, voucher production for FY 2007 constituted approximately 20 percent of the total potential voucher population.

Integrated Acquisition Environment – Managing Partner General Services Administration (GSA)

Federal agencies have been actively embracing the use of electronic commerce and working toward increased efficiencies in the acquisition process in response to legislation and policy changes. However, lack of coordination among agencies has led to duplication of effort, stove-piped information systems, lack of data/messaging standards, lack of scale, and insufficient leverage.

The Integrated Acquisition Environment (IAE) initiative creates a secure business environment facilitating and supporting cost-effective acquisition of goods and services by agencies, while eliminating inefficiencies in the current Federal acquisition landscape. Through IAE, common acquisition functions and services provide benefits to all agencies, such as the maintenance of information about organizations

(e.g., banking, certifications, business types, capabilities, performance), are managed as a shared service. IAE benefits the government and commercial organizations by improving cross-agency coordination to help the government to better use its buying power, while providing commercial organizations maximum visibility and transparency into the process. In addition, agencies focus on agency-specific needs such as strategy, operations, and management while leveraging shared services for common functions.

IAE operational objectives include: deploying a single point of registration and validation of supplier data accessed by all agencies; implementing a central point for consolidated collection and access of statistical and management information related to government acquisitions; releasing a directory of interagency contracts to simplify selection and facilitate leverage of Government buying; providing standard transactions; and developing standard glossary and vocabulary to facilitate exchange of data between and within agencies.

Integrated Acquisition Environment – Loans and Grants – Managing Partner General Services Administration (GSA)

In efforts to ensure all awards transactions uniquely identify the award recipient, the Integrated Acquisition Environment (IAE) leveraged its relationship with Dun & Bradstreet (D&B) to establish a method by which agencies can get a Data Universal Numbering System (DUNS) number as the unique identifier for each recipient. While this capability exists for contracts, work continues in order to fully support the determination of unique identifiers for Grants & Loans transactions. This funding is to assist the government in acquiring the functionality required on a government-wide basis to support this capability.

Recruitment One-Stop – Managing Partner Office of Personnel Management (OPM)

The Recruitment One-Stop initiative provides an online portal (USAJobs.gov) where citizens can easily search for employment opportunities throughout the Federal Government. This initiative has evolved from an innovative E-Gov Project to an overwhelmingly successful, fully operational, steady-state program. USAJOBS is a state of the art recruitment system that simplified the Federal Job search process for both job seekers and agencies. Through USAJobs.gov users have access to the following:

- Centralized repository for all competitive service job vacancies;
- Standardized online recruitment services; and
- Intuitive job searches including email notifications for jobs of interest.

Recruitment One-Stop benefits the agencies by:

- Decreasing hiring time for managers;
- Reducing the delay associated with filling critical agency vacancies; and
- Enhancing competition with the private sector for the best and brightest for Federal service.

On average, USAJobs.gov has 240,000 visitors per day (the online portal has serviced over 300 million visitors to date) and 100,000 resumes are created monthly. USAJobs.gov has consistently been ranked in the top three of Federal job search sites as determined by the American Customer Satisfaction Index, E-Government Satisfaction Index.

Cross-Cutting Portfolio

E-Authentication – Managing Partner General Services Administration (GSA)

E-Authentication is a cross-cutting initiative, established to provide the critical capability of validating identity (via the presentation of electronic identity credentials) of a citizen, business, or government accessing an online Federal service/system. The E-Authentication initiative created a government-wide, standards-based, National Institute of Standards and Technology and Office of Management and Budget compliant identity federation, the E-Authentication Federation. Federation member agencies allow their E-Gov users convenient and secure use credentials issued by trusted third-party Federation credential providers (both government and commercial). This solution will enable the growth of E-Government as citizens, businesses, and other governments easily reuse credentials (e.g., pins/passwords and Public key infrastructure (PKI) certificates) across multiple government services. This approach provides a uniform process for establishing electronic identity and eliminates the need for each initiative to develop a redundant solution for the verification of identity and electronic signatures.

E-Authentication has developed a common infrastructure to support this authentication service component of the Federal Enterprise Architecture. Selected aspects of the infrastructure include policy and guidance, credential assessment framework, deployment testing and implementation guides and tools.

As of September 30, 2007, 76 agency systems are members of the Federation. Eight credential service providers are also members of the Federation, providing third-party credential provisioning and management to E-Gov users. Benefits of E-Authentication include increased security, mitigated risk, savings in time and money, and enhanced customer service (e.g., the ability to reuse credentials across multiple agency online services.)

Lines of Business

Budget Formulation and Execution LoB – Managing Partner Department of Education (ED)

The focus of the Budget Formulation and Execution Line of Business (BFE LoB) is to build a “budget of the future” by promoting information sharing across government agency budget offices and building a “community of practice.” With this collaboration, the budget community can start to develop common tools and identify best practices for all aspects of budget formulation and execution. The BFE LoB strives to find common solutions linking budget formulation, execution, planning, performance, and financial information.

Specific goals of the BFE LoB include improvement and enhancements of:

- the efficiency and effectiveness of agency and central processes for formulating and executing the Federal Budget;
- the integration and standardized exchange of budget formulation, execution, planning, performance measurement, and financial management information and activities across the government;
- capabilities for analyzing budget formulation, execution, planning, performance, and financial information in support of decision-making;
- capabilities for aligning programs and their outputs and outcomes with budget levels and actual costs to institutionalize budget and performance integration; and
- the efficiency and effectiveness of the federal budgeting workforce.

The BFE LoB will provide solutions related to technology, human capital and governance:

- Technology solutions identify tools agencies can use to enhance budgeting, analysis and, document production; make available government-wide capabilities for secure collaboration, online meetings, data collection, and tracking; and aggregate procurements of budgeting tools to achieve cost efficiencies (e.g., SmartBUYs).
- Human Capital solutions strengthen the federal budgeting profession by sharing best practices for all budgeting activities, creating a community of practice, identifying training and educational opportunities, and defining career path options.
- Governance solutions provide for year-round coordination via a program management office, build a technical architecture including the promotion of modules that agencies can “pick and choose” to meet individual needs for maximum flexibility, further the idea of sharing and re-use, and set standards for data and data exchange.

Specific ongoing BFE LoB activities include:

- Meeting of six initiative specific workgroups on a regular basis;
- Develop a decision matrix for budget systems requirements and evaluation of agency budgeting systems against the matrix for government-wide use;
- Support of the effort to make available the first fee-for-service budget formulation system, the Budget Formulation and Execution Manager (BFEM) by Treasury;
- Explore government-wide capabilities for capturing, processing, and managing data [Note these facilities have already demonstrated value with the Earmarks data collection exercise in the spring of 2007 and several quick-turnaround exercises being piloted this fall. Centralized capabilities for data collection, agencies will benefit from increased data collection capabilities, reduced errors, and reduced time spent manually consolidating data];
- Work with a cross agency team to document standard budget execution processes and identify intersections with financial management processes, which will benefit agencies by reducing redundant architecture efforts, automating more of the processes to save time and avoid the possibility of discrepancies and errors;
- Collaborate with agencies, including OPM and the Council of Human Capital Officers, to professionalize the budget career by combining agency efforts to define budget career paths,

- core competencies, leadership development, certification programs, and share ideas in areas such as succession planning and retention and recruitment within the budget community; and
- Host of training sessions covering a variety of budget and finance topics, benefiting employees from over 25 agencies.

Case Management LoB – Managing Partner Department of Justice (DoJ)

The Case Management Line of Business (CM LoB) defines case management as activities associated with the collection, qualification, analysis, and use of information either for law enforcement purposes, to prevent acts of terrorism, or to defend the government (including its officers and agents) against legal challenges.

A case represents the collection of information coalescing around one or more subjects of official interest to a case manager (e.g., an intelligence analyst, an investigative agent, or a Federal attorney). Automated case management systems are employed to facilitate the identification, organization, storage, workflow, and communication of case-related information.

The CM LoB is working to standardize case management solutions used in the Federal Government. Examples of agencies that have continue to leverage CM LoB work product include the Department of the Treasury and the Department of Homeland Security.

Specific goals of the CM LoB include:

- developing a common solutions architecture enabling case management data to be shared efficiently within and across agencies;
- improving effectiveness and efficiency of investigation and litigation case management business processes;
- identifying common case management processes across components and agencies to drive process standardization and system consolidation;
- addressing immediate and long-term case management needs and opportunities in the Federal case management community; and
- providing guidance for future case management investments across the Federal Government.

Using the common solutions architecture identified by CM LoB, DoJ will continue to implement the Litigation Case Management System (LCMS) and Sentinel. The projects will be referenced in our Enterprise Architecture and our Information Sharing segment. This information is shared with requesting agencies at a detailed level and certain project documents are posted on Core.gov.

Federal Health Architecture LoB – Managing Partner Department of Health and Human Services (HHS)

Federal Health Architecture (FHA) is a partnership among federal agencies, the Office of Management Budget (OMB) and managed by the Office of the National Coordinator for Health IT (ONC). The Department of Health & Human Services acting as the Managing Partner, along with the Department of Defense and the Department of Veterans Affairs acting as Lead Partners, provides funding for the program. These agencies collaborate to advance health information interoperability between federal agencies, and between agencies and the tribal, state, local and private sectors.

Federal healthcare expenditures encompass 40 percent of the

<p><i>FHA LoB Involvement:</i></p> <p>The federal strategy for connecting to the Nationwide Health Information Network was formulated to address the needs of programs like the “Wounded Warrior,” “Long-Term Care and Disability,” and the Pandemic and All-Hazards Preparedness Act (PAHPA) by implementing standard health information exchanges</p>
--

estimated \$2.1 trillion cost of all national healthcare spending¹. FHA, utilizing the wide range of expertise within the federal sector, results in agencies enacting steps to achieve healthcare quality improvement for the American public. This provides greater efficiencies and streamlined processes.

FHA is governed by principles that focus on achieving the vision of interoperable health information in support of the agency priorities, Federal mandates, and the national Health IT agenda to enable better care, increase efficiency, and improve health. FHA's priorities are driven by value, where FHA will demonstrate the value of each of task or activity and ensure that every undertaking is Stakeholder-driven. This ensures alignment of FHA objectives, deliverables and timeframes to agency priorities and mandates.

These principles provided the framework for FHA activities in FY 2007. Accordingly, the accomplishments listed were undertaken to address the real world needs of our citizenry, defined by our national health IT agenda, and administered by our Managing and Lead Partner federal agencies through the development of effective products and services.

- **Food Safety:** The FHA Food Safety Work Group created a target solution to identify opportunities for interoperability that will contribute to protection of our food supply, enhance food safety, and protect public health. The food safety import process was selected by the cross-agency team as its area of focus. Participating in this process were six departments (USDA, HHS, DoC, DoD, DHS, and EPA) responsible for the safety of domestic and imported foods.
- **Interoperable Standards:** The adoption of electronic health records for most Americans will contribute to a reduction of medical and pharmaceutical errors and offer efficiencies that will enhance care. In this last year, FHA facilitated a process providing for input, implementation, and implementation measurement of federal standards to address national needs to support emerging health information exchanges. In the last year, this effort identified cross federal standards needs and participated in the national standards harmonization activities. As the next step, FHA will create the tools and solutions required to help agencies implement the standards recognized by the Secretary of HHS.
- **Terminologies to Advance Medical Care:** Partnerships were forged with 23 federal agency components that use health data for agreements to build adopted standards into their health IT architecture. FHA collaboration with the Food and Drug Administration (FDA), the Department of Veterans Affairs (VA), the National Library of Medicine (NLM), the National Cancer Institute (NCI), the Centers for Medicare and Medicaid Services (CMS), and the Department of Defense (DoD), resulted in the standards education and dissemination of Federal Medication Terminologies now available to the public through the National Cancer Institute Internet website.
- **Nationwide Health Information Exchange Strategy (Federal Agency Participation):** The FHA Nationwide Health Information Network-Connect (NHIN-C) Initiative defines a federal strategy to foster the exchange of health information between federal agencies and the private sector through connection to the emerging NHIN. The federal strategy for connecting to the NHIN was formulated to address the needs of programs and legislative initiatives like the "Wounded Warrior Act," "Long-Term Care and Disability," and the Pandemic and All-Hazards Preparedness Act (PAHPA) by implementing standard health information exchanges.

Financial Management LoB – Managing Partner General Services Administration (GSA)

The Financial Management LoB (FM LoB) will improve the cost, quality, and performance of financial management systems by leveraging shared services solutions and implementing other Government-wide reforms fostering efficiencies in Federal financial operations. The FM LoB allows agencies to use common

¹ Per report issued by the HHS Assistant Secretary for Planning and Evaluation – available at <http://aspe.hhs.gov/health/costgrowth/>

systems and standard financial business processes. These standard systems and processes enable more efficient and effective Federal financial operations. An emphasis is being placed on greater standardization, transparency and business process improvements as opposed to solely technology improvements.

FM LoB Highlight...

Each agency using the GSA FM LoB service provider saves approximately \$200k per year and alleviates the need for duplicate staff. The smooth and well managed transition has resulted in a high level of satisfaction from transitioned agencies.

Leveraging shared services solutions will allow the FM LoB to improve the cost, quality, and performance of financial management systems. As the FM LoB increases standardization in the financial community, there will be more effective utilization in financial operations across the Federal Government. Agencies will be able to improve their financial management decision making and program performance. Better decisions will lower risk, cost, and improve stewardship and accounting across the Federal Government.

Current OMB FM LoB policy calls for agencies to conduct a competition among Federal and Commercial Shared Services Providers (SSP) when it is time to modernize their financial system. The FM LoB initiative benefits agencies by leveraging the SSPs' economy of scale and expertise in IT and financial processing to provide more efficient and experienced services to multiple federal agencies. Commercial SSPs have not yet been designated to support the same range of services provided by Federal SSPs.

Benefits of SSPs:

- **Avoiding Cost:** The most significant benefit of using a SSP is the cost avoided by federal agencies that don't have to set up, configure, operate and maintain their own financial system.
- **Minimizing Risk:** New Agency SSP customers reduce costs and risk when migrating onto an existing and already compliant SSP financial system.
- **Avoiding Duplicate Operational Costs:** Using a single production instance instead of having each customer maintain their own instance avoids a host of redundant costs and standard application management and IT support functions.
- **Minimizing Upgrade Costs:** Not customizing the commercial off the shelf software minimizes the cost of upgrades by reducing the analysis and testing required for each upgrade.
- **Sharing Application Support Costs:** The most significant and sustained cost savings come from sharing common application support for a single production instance that has not been customized and that supports standard business processes.
- **Facilitating Best Practices:** Getting Federal standards properly and consistently implemented has been achieved at Federal SSPs through many years of enhancing common "best practice" business processes.

In early FY 2008, the standard business process for Payment Management will be released and a draft pertaining to the standard business processes for Funds Control and Receivable Management will be issued. A sequence plan and strategy will be issued to identify the sequence of events required to implement the Standard Business Processes including the Common Government-wide Classification Structure, which was released in July 2007. Additionally, a draft Charge Card interface data requirements document that identifies the data elements to develop a government-wide interface standard has been issued. The Performance Measures Working Group is analyzing the full body of collected performance metric data for best practices in order to establish standardization of data collection among agencies.

Geospatial LoB – Managing Partner Department of the Interior (DoI)

The Geospatial Line of Business (Geospatial LoB) will better serve agencies' missions and the nation's interests by building upon the policy foundation of OMB Circular A-16 ("Coordination of Geographic Information and Related Spatial Data Activities") and the President's Management Agenda. The purpose

of the Geospatial LoB is to develop a more strategic, coordinated, and leveraged approach to producing, maintaining, and using geospatial data and services across the Federal government. Specific goals of the Geospatial LoB include:

- Governance - Establishment of a governance mechanism that fosters collaboration across the public sector;
- Planning and Investment - A coordinated government-wide planning and investment strategy that will maximize return on the taxpayer's investment; and
- Optimization - Optimizing and standardizing geospatial data and services to promote sharing and achieving cost economies.

Recent Geospatial LoB activities include the following:

- Conducted baseline data collection activities and used results update Business Case & refine LoB tasks & deliverables for FY 2008 and FY 2009;
- Completed LoB Performance Management Strategy and draft Performance Management Plan; and
- Established Program Management Office (PMO).

Tasks for FY 2008 and FY 2009 include:

- Evaluate and define the nine stages of the geospatial data life cycle and identify common capabilities to allow cost-benefit return on investment (ROI) for shared services;
- Expand smart-buy (and alternatives) efforts for geospatial data and technologies and consider shared licenses for smaller agencies which could be managed by a designated agency;
- Develop and implement common grants language for geospatial information and services; and
- Develop and implement geospatial requirements language for Federal contracts.

To achieve these goals, the Geospatial LoB must develop a future operating environment within the Federal government in which participating organizations, stakeholders, partners, and individuals interact with and manage geospatial assets to support business-driven requirements.

Funding bureaus will receive value from the development of the LoB primarily through improved business performance and cost savings. Enhanced governance processes, improved business planning and investment strategies, and optimization and standardization of geospatial business data and services will produce the following:

- collaborative management of geospatial investments will be made more adaptable, proactive and inclusive;
- enterprise business needs and agency core mission requirements will be identified, planned, budgeted, and exploited in a geospatial context;
- long-term costs of geo-information delivery and access will be reduced while minimizing duplicative development efforts;
- effective, yet less costly commercial off the shelf (COTS) systems and contractual business support operations will replace legacy geospatial applications; and
- business processes will be optimized and knowledge management capabilities will exist for locating geospatial data and obtaining services.

Benefits will be delivered to two broadly defined types of constituents: citizens and government users.

- Citizens - who gain benefit from geospatially enabled services through maps and location-aware applications and technologies (e.g. cell phones, PDA's, and GPS) will benefit through a more effective use of taxpayer dollars to receive those services; and
- Government Users - who discover, evaluate, and use geospatial assets in the support of decision-making will benefit by more efficiently delivering services for mission needs and to citizens through easy to find, high quality, and timely geospatial data and services.

Grants Management LoB – Managing Partners Department of Health and Human Services (HHS) and National Science Foundation (NSF)

Grants Management Line of Business (GM LoB) creates a common solution for grants management promoting citizen access, customer service, and agency financial and technical stewardship. The initiative focuses on developing a standardized and streamlined process and approach to grants management across the Federal government as required under Public Law 106-107 and the Federal Financial Assistance Management Improvement Act of 1999. GM LoB seeks to consolidate over 100 grants management systems deployed at 26 grant-making agencies.

Three agencies have been designated as Federal Consortium Lead agencies:

- Department of Education (ED);
- Department of Health and Human Services – Administration for Children and Families (HHS/ACF); and
- National Science Foundation (NSF).

Grants Management LoB Highlights...

Three agencies have been designated as Federal Consortium Leads:

- Department of Education
- Department of Health and Human Services - Administration for Children and Families
- National Science Foundation

The Consortium model allows operations and maintenance (O&M) costs, and development, modernization, and enhancement (DME) costs to be spread across agencies, decreasing the burden on any one agency. Automated business processes available through Consortium Lead agencies will decrease agency reliance on manual and paper-based processing, further reducing cost.

Citizens will benefit from time savings as a result of quicker notification and faster payments due to an automated system for grants processing. Through continued emphasis on standardization, GM LoB will minimize complex and varying agency-specific requirements and increase grantee ease of use on Federal grants management systems. Constituents will benefit as they will have fewer unique agency systems and processes to learn; grantees' ability to learn how to use systems will be improved and reliance on call center technical support will be reduced. Consortium Lead agencies will also provide grantees with online access to standard post-award reports, decreasing the number of unique agency-specific reporting requirements.

The Program Management Office (PMO) facilitates streamlining efforts of the 26 grants-making agencies participating in GM LoB, including the three Consortium Leads. The PMO supports governance, reporting, consortia/migrating efforts, and standards and streamlining. It helps improve the efficiency and quality of GM LoB-related activities and products in the following ways: continued, effective communications with participating agencies, collaboration among agencies, OMB, and the Grants Policy Committee (GPC), and development of standard definitions, information collection protocols, and performance monitoring against established initiative milestones. The GM LoB also facilitates collaboration and implementation of GPC-developed standard forms and reporting procedures. In August 2007, the Grants Executive Board extended PMO support to GPC and the Grants Committee of the Transparency Act Task Force, facilitating agency dialogue and coordination across these efforts.

The GM LoB PMO also plays a key role in coordination and leveraging investments among Grant Management Line of Business, the Financial Management Line of Business, and Grants.gov. It is helping to define standard interfaces and processes and assists in identifying challenges and opportunity areas that need to be addressed by the grants community.

The GM LoB to date has created numerous benefits for agencies. It has placed continued and consistent visibility on the need for agencies to analyze their grants management systems and identify core grants management system needs. Additionally, the GM LoB allowed agencies to experience cost savings through the sharing of O&M costs and DME costs across agencies. The GM LoB also played a role in a reduction in the number of systems of record for grants data within agencies, as well as enhancing

agencies' abilities to provide agency and government-wide reports on grant activities and results. GM LoB has also helped agencies comply with the Federal Financial Assistance Management Improvement Act of 1999 and the Federal Funding Accountability and Transparency Act/FATA of 2006. Examples of these achievements are evidenced in the agency-specific benefits contained later in this document.

The GPC, a Committee of the U.S. Chief Financial Officers Council, is charged with improving management of Federal financial assistance government-wide. To carry out that role, the Committee recommends financial assistance policies and practices to OMB and coordinates related interagency activities. The GPC serves the public interest in collaboration with other Federal-wide grants initiatives. Its efforts complement and are highly interactive with the GM LoB.

Human Resources Management LoB – Managing Partner Office of Personnel Management (OPM)

The Human Resources Management (HR) LoB vision is to create government-wide, modern, cost-effective, standardized, and interoperable HR solutions to provide common core functionality to support the strategic management of Human Capital through the establishment of Shared Service Centers (SSCs). Driven from a business perspective rather than a technology focus, the solutions will address distinct business improvements enhancing the government's performance of HR services in support of agency missions delivering services to citizens.

A major component of the HR LoB initiative is the use of SSCs. Recently, GSA approved four private-sector providers to provide human resource services under the HR LoB effort: Accenture, Allied Technology Group, Carahsoft Technology and IBM. Agencies now have these four private-sector providers to choose from along with five agency providers OMB approved in the FY 2006 budget request: Department of Agriculture, Department of the Interior, Department of the Treasury, Department of Health and Human Services and Department of Defense. Leveraging shared services solutions will allow the HR LoB to significantly improve HR service delivery, save taxpayer dollars, and reduce administrative burdens.

Selected accomplishments from 2007 include:

- Began the process to establish a schedule of private sector SSCs by issuing a Solicitation requesting the private sector submit offers outlining their solutions. Vendor proposals on the Solicitation were received on September 6, 2007;
- Developed a Migration Planning Guidance document to assist agencies in preparing for and managing a migration of their human resources functions to an SSC;
- Developed the Target Requirements for SSCs version 3.0. Version 3.0 contains policy updates to the target requirements previously published in version 2.0;
- Developed the Service Component Model (SCM) version 2, which provides agencies and SSCs with the business services and preferred means of delivery for the entire HR function defined in the Business Reference Model;
- Developed the Entrance on Duty (EOD) Concept of Operations (CONOPS). The EOD CONOPS describes the functional requirements for bringing an employee on-board, proposes a process and technology model for delivering EOD services, and recommends an overall strategy for agencies to acquire the future solution; and
- Developed the HR Shared Services and Service Delivery Best Practices report, which provides agencies and SSCs with private sector best practices and benchmarks as they transform to a new HR delivery model.

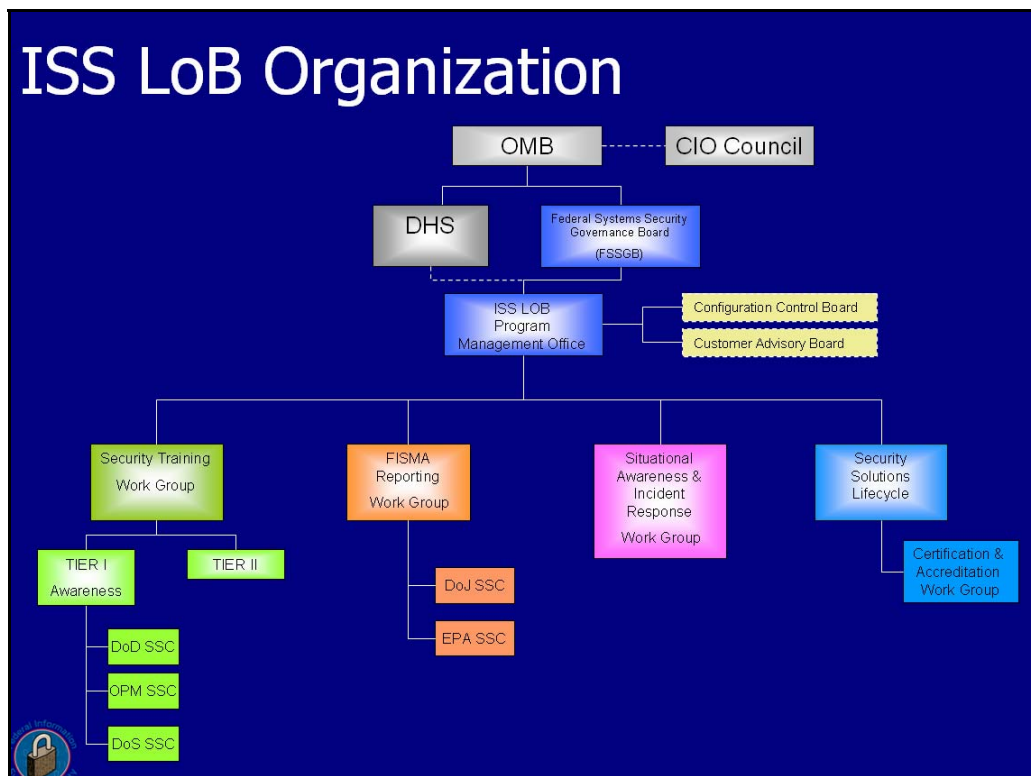
During FY 2008 the HR LoB will:

- Develop the Technical Model, which will establish a common view of technology and compile a set of applicable government standards for each of the technology services identified;

- Develop a Separation Management Concept of Operations. This CONOPS will describe the functional requirements for off-boarding an employee, propose a process and technology model for delivering these services, and recommend an overall strategy for agencies to acquire the future solution;
- Develop a report compiling case studies on Federal HR best practices. This report will document case studies of Federal HR best practices for agency management to leverage for planning purposes;
- Develop a report addressing strategies for retained HR at agencies, because agency migrations to SSCs will create opportunities to transform the HR function remaining at agencies; and
- Begin a benchmarking study of the SSCs and payroll providers to establish a baseline of service delivery performance.

Information Systems Security LoB – Managing Partner Department of Homeland Security (DHS)

The Information Systems Security Line of Business (ISS LoB) is an interagency effort led by the Department of Homeland Security to identify common security processes and technologies to improve information security program performance, reduce costs, and increase efficiency. The ISS LOB is not a “one size fits all” approach to security services. Rather, each customer agency will retain its security budget, and will work with shared service centers to establish cooperative strategies for government-wide purchase. In doing so, agencies can free resources for mission-specific and other tailored security requirements beyond what is offered in the ISS LOB.



The initiative selected three agencies as shared service centers for security awareness training, the Department of Defense, the Office of Personnel Management, and the Department of State – in coordination with the United States Agency for International Development. Additionally, two agencies were selected as shared service centers for security reporting, the Department of Justice and the Environmental Protection Agency.

Agencies are now using training and reporting services provided by the initiative. As a result, agencies are avoiding duplicative investment in common security tools, ensuring a baseline level of training and reporting performance, and refocusing their efforts to other complex and critical security issues at their agency.

The initiative also identified additional security services and tools demanded by agencies, including vulnerability assessment, network mapping and discovery, and baseline configuration management tools. These tools can help agencies develop an accurate inventory of information resources managed at their agency, and maintain an up-to-date awareness of information security threats. The initiative is now establishing mechanisms to help agencies quickly acquire these tools in a cost-effective manner.

The ISS LoB will also assist the Trusted Internet Connections (TIC) initiative in optimizing the federal government's individual network services into a common federal solution. This common solution facilitates the reduction of the government's external connections, including Internet points of presence, to a target of fifty. ISS LoB will support TIC's goals by developing TIC reports and communications, chartering the TIC Network Architecture workgroup, and reviewing agency Planned of Action and Milestones (POA&Ms) for TIC implementation.

IT Infrastructure LoB – Managing Partner General Services Administration (GSA)

The Federal government's commodity IT infrastructure consumes approximately \$22 billion per year (approximately 1/3 of the Federal IT budget).² The IT Infrastructure Line of Business (ITI LoB) is focused on enabling government to realize significant cost savings in IT infrastructure while maintaining or improving service levels across the Federal enterprise, thus allowing departments/agencies to restore focus on the execution of their respective missions.

The ITI LoB benefits the Federal Government and the specific implementing agencies directly in the following areas:

- Enhanced productivity and improved mission delivery enabled by a performance-focused IT infrastructure investment discipline;
- Improved consistency and standardization of services and supported platforms;
- Improved approach to technology infusion characterized by greater consistency and focus;
- Maximized Federal buying power through the aggregation of hardware and software purchases;
- Increased efficiency through the aggregation of supporting services (e.g., intrusion detection, incident reporting) and supporting administrative processes; and
- Added Labor savings resulting from the reduction in management overhead activities and in the hiring of technical experts.

The ITI LoB continuously works to further refine the opportunities for IT infrastructure consolidation and optimization and develop government-wide common solutions. The government-centric and customer-driven ITI LoB will become a resource center for agencies that are implementing or upgrading their IT infrastructure. Agencies will be able to utilize lessons learned, best practices, standards, and implementations plans available through the ITI LoB. The ITI LoB will be responsive to changes in national requirements, presidential directives, and government-wide initiatives to ensure agencies have access to the most up to date resources.

Agencies will be able to improve mission delivery and enhance productivity by using the resources made available by the ITI LoB. Greater efficiency will occur in infrastructure investments through the reduction of redundant labor, unnecessary services, and inefficient services. Additionally, agencies will have access

² FY06 IT Infrastructure Number (Exhibit 53, Part2)

to standardized infrastructure platforms and industry-wide performance metrics to validate and/or improve existing performance.

The ITI LoB convened a task force to analyze opportunities for IT consolidation and optimization. The core common solution recommended by the task force is a Federal-wide process for performance measurement of cost efficiency and service levels for three commodity infrastructure areas (End User Systems & Support, Mainframes and Servers Systems & Support, and Telecommunications Systems & Support) compared to industry averages adjusted for any uniquely Federal requirements.

In FY 2008, the ITI LoB will perform baseline data collection and benchmarking analyses that will enable monitoring, analyzing and reporting agency progress toward their IT infrastructure performance targets. Accordingly, benefit metrics, benefit data, and cost savings data (including cost avoidance and operational cost savings) are not yet available.

Department of Agriculture

The E-Government initiatives serve citizens, businesses, and Federal employees by delivering high quality services more efficiently at a lower price. Instead of expensive “stove-piped” operations, agencies work together to develop common solutions which achieve mission requirements at reduced cost, thereby making resources available for higher priority needs.

The Department of Agriculture (USDA) is providing funding in FY 2008 to the following E-Government Initiatives:		
Government to Citizen Portfolio	Government to Business Portfolio	Government to Government Portfolio
<ul style="list-style-type: none"> ▪ Disaster Assistance Improvement Plan ▪ Recreation One-Stop 	<ul style="list-style-type: none"> ▪ Business Gateway ▪ E-Rulemaking 	<ul style="list-style-type: none"> ▪ Grants.gov
Internal Efficiency and Effectiveness Portfolio	Lines of Business (LoB)	
<ul style="list-style-type: none"> ▪ E-Gov Travel ▪ Integrated Acquisition Environment ▪ Integrated Acquisition Environment - Loans and Grants 	<ul style="list-style-type: none"> ▪ Budget Formulation and Execution LoB ▪ Financial Management LoB ▪ Geospatial LoB ▪ Grants Management LoB ▪ Human Resources Management LoB ▪ IT Infrastructure LoB 	

Benefits realized through the use of these initiatives are as follows:

Government to Citizen Portfolio

Disaster Assistance Improvement Plan (Managing Partner DHS) -

The Disaster Assistance Improvement Program (DAIP) is a government-wide initiative to improve the delivery of assistance to disaster victims. Through modification of an existing E-Gov initiative, GovBenefits.gov, DAIP provides a one-stop portal for those affected by disasters by providing information on programs offering disaster assistance and screening of benefits for which they may be eligible. After determining their eligibility, users may apply for disaster assistance benefits using a single application through FEMA, leading to a more simplified, streamlined process. All benefit applications are adjudicated by the appropriate agency. DAIP will also allow returning users to check the status of the request for benefits available through the single application. DAIP includes member agencies that have programs that: provide benefits for persons in response to disasters; help facilitate the application and delivery process through validation; have other resources that may assist disaster victims; or are otherwise relevant to those who are impacted by disasters. During its first year of operation, the DAIP Program Office will quantify and report on the benefits and cost savings for each member agency.

At the initial launch of DAIP, all disaster assistance and public assistance programs that may be of relevance to disaster victims will be included in the pre-screening functionality of DAIP. Disaster victims who may be eligible for benefits under these Department of Agriculture programs will be presented with information about the programs, including referral information for state/local offices that an applicant can go to in order to apply for these benefits. Once the Department of Agriculture is integrated, DAIP may provide an online application intake/update application/review status capability that will drive cost savings by directing applicants to lower cost alternatives. DAIP also provides the agency the benefit of an alternate mechanism for providing information to disaster victims. This will support delivery of assistance to disaster victims and will reduce agency direct inquiries about individual assistance.

Recreation One-Stop (Managing Partner DoI) -

Forest Service (FS) - provides information related to recreational activities in our national forests and grasslands and manages the contract for hosting on the Recreation One-Stop portal. Citizens looking to utilize recreational services have a central place to search in order to obtain site descriptions, recreation activities, directions, and links to more-detailed information about at a specific location.

Government to Business Portfolio

Business Gateway (Managing Partner SBA) – (data for forms and compliance links are as of October 30, 2007)

By creating a single portal for business information, such as regulatory compliance information, Business Gateway directly benefits USDA's "customers" (e.g., farm owners, food industries, agricultural chemical producers, etc.), many of whom are subject to complex regulatory requirements across multiple agencies.

- USDA's constituents could potentially receive significant benefits from Business Gateway including time and cost savings, assistance in compliance with Small Business Paperwork Relief Act (SBPRA), and reduction in burden hours. Through increased outreach, more constituents will be able to realize these benefits.
- USDA will receive:
 - Contact center savings: Due to the use of Business.gov and Forms.gov a decrease in misdirected calls is expected to result in cost savings for USDA.
 - Maintenance savings: Business.gov's search technology will provide USDA with valuable user statistics and feedback, enabling it to simplify content management on its business compliance site.
 - Increased forms management: By making 548 forms (to date) available on Forms.gov, USDA saves agency time in forms management, and is expected to produce significant savings in paper and postage.
 - Increased exposure: Business.gov now houses 2,504 USDA compliance links (to date) providing cross-agency effectiveness to American businesses.
 - Reduced burden on field offices: By directing compliance-related inquiries to Business.gov, agencies with field offices will save training and staff-time dollars.
 - Data harmonization: Every federal agency should have or participate in at least one "vertical" opportunity. DoI and DoL together saved \$341,000 in the first three years of their vertical, and are expected to save \$570,000 over 5 years.

Benefits to USDA agencies:

- **Food Safety Inspection Service (FSIS)** – Business Gateway provides citizens with an additional access point to FSIS' documentation, guidance materials for federally inspected establishments to use in designing and implementing sanitation standard operating procedures. Business.gov has compliance information and 313 links relevant to inspected facilities.
- **Farm Service Agency (FSA)** – Business Gateway provides farmers another access point to find all 229 forms to ensure they are complying with all applicable rules and regulations and able to effectively operate their businesses. Business.gov currently contains 461 links to 231 guidance resources.
- **Animal and Plant Health Inspection Service (APHIS)** – APHIS has made compliance assistance resources available to business entities in several formats. Business Gateway provides another access point to compliance information. In addition, Business.gov currently contains 122 links to 6 forms associated with animal and plant inspections.
- **Forest Service** – Business Gateway supports the Forest Service by providing an additional vehicle for private forest land owners to access compliance and regulatory information. Business.gov currently offers 5 Forest Service forms.

- **Rural Business-Cooperative Service** – Business Gateway provides an additional access point to 27 forms to assist rural businesses with their compliance needs.
- **Agricultural Marketing Service (AMS)** – Business Gateway provides access to forms and resource information that assist businesses working within the six commodity programs (Cotton, Dairy, Fruit and Vegetable, Livestock and Seed, Poultry, and Tobacco). Business.gov currently contains 709 links to 45 forms.
- **Agricultural Research Service** – Business Gateway provides citizens with an additional access point for research documents and forms. Business.gov currently contains links to 5 Agricultural Research Service guidance forms.
- **Rural Development Housing Service** – Business Gateway provides rural citizens and lenders with access to loan forms to assist them on their way to home ownership. Business.gov currently contains links to 83 such forms.
- **Grain Inspection, Packers and Stockyards Administration (GIPSA)** – Business Gateway provides farms and small businesses that slaughter cattle greater access to compliance information they need to ensure their meat is USDA certified. Business Gateway also provides grain producers with another channel to access regulations and laws governing biotechnology. Business.gov currently contains 90 links and 116 forms for GIPSA.
- **Natural Resources Conservation Service (NRCS)** – Business Gateway offers compliance information for companies such as those vying for Biomass Research and Development projects, funded by USDA. Business.gov currently has 5 NRCS forms and 92 links for NRCS.
- **Foreign Agricultural Service (FAS)** – Business.gov gives farmers and businesses wishing to export their goods to foreign markets greater access to compliance information. Business.gov has 392 links to sites such as Export.gov and contains 11 forms related to the agricultural exporting industry.
- **Rural Utilities Service** – Business.gov connects private utilities to the government, giving them greater access to compliance information, forms, and regulations.

E-Rulemaking (Managing Partner EPA) -

USDA's mission is to provide leadership on food, agriculture, natural resources, and related issues based on sound public policy, the best available science, and efficient management. By delivering collaborative services, the E-Rulemaking Program supports USDA's goal of transforming the delivery of information and services. E-Rulemaking's Web site, Regulations.gov, allows USDA's customers to receive USDA *Federal Register* publications more efficiently. This saves USDA time that can be used for other mission critical activities.

With the assistance of the E-Rulemaking Program, USDA moved from a non-electronic, paper-based process to an online electronic system to support its efforts of improving citizens' knowledge of and access to USDA, enhancing collaboration with public and private organizations, improving internal efficiency by promoting enterprise-wide solutions, and ensuring the security of information provided by USDA. USDA bureaus were among the first agencies to migrate to FDMS in September 2005 and the last of its 25 agencies completed migration in December 2006.

Between January and October 2007, Regulations.gov posted 300 *Federal Register* rule and proposed rules and 843 notice documents on behalf of USDA and its bureaus and agencies. During this same time, the public submitted 7,133 comments through Regulations.gov.

USDA benefits in several ways through its participation and reliance on FDMS and Regulations.gov. USDA gains substantial benefits by improving the transparency of its rulemaking actions as well as increasing public participation in the regulatory process. Direct budget cost savings and cost avoidance result from USDA's transition to FDMS and Regulations.gov, enabling the Department to discontinue agency specific efforts to develop, deploy, and operate agency specific individual online docket and public comment systems.

Benefits to USDA bureaus (all statistics are from January 2007 through October 2007 unless otherwise noted):

- **Agricultural Marketing Service (AMS)** – AMS implemented FDMS in Q1 FY 2007. The system enables AMS to solicit and post comments and supporting materials for its 131 *Federal Register* rules and proposed rule documents in addition to 53 notices. AMS received more than 3,100 public comments on these documents.
- **Agricultural Research Service (ARS)** – ARS posted 14 *Federal Register* notice documents and 1 rule document.
- **Animal Plant Health Inspection Service (APHIS)** – APHIS carries out its goal to protect and promote agricultural health through a very active regulatory development and notification program. APHIS posted 105 *Federal Register* notices and 92 rules and proposed rules. APHIS received more than 3,500 public comments via Regulations.gov.
- **Cooperative State Research, Education, and Extension Service (CSREES)** – CSREES posted 1 *Federal Register* rule and 1 notice document in Regulations.gov.
- **Farm Service Agency (FSA)** – FDMS helps farmers and ranchers gain access to regulations on income as USDA seeks to conserve resources, provide credit, and relieve operations from the effects of disaster. FSA posted 18 *Federal Register* notices and 10 rules and proposed rules in Regulations.gov.
 - **Commodity Credit Corporation (CCC)** – CCC posted 28 *Federal Register* notices and 8 rules and proposed rules in Regulations.gov.
- **Food and Nutrition Service (FNS)** – FNS posted 23 *Federal Register* notices and 6 rules and proposed rules in Regulations.gov. The agency received 106 public comments.
- **Food Safety Inspection Service (FSIS)** – FSIS enhances public health and well-being by protecting the public from food-borne illness and ensuring the nation's meat, poultry, and egg products are safe, wholesome, and correctly packaged. FDMS provides citizens and businesses electronic access to critical regulatory information. FSIS posted 33 *Federal Register* notices and 6 rules and proposed rules in Regulations.gov. The public submitted 125 comments via Regulations.gov and posted more than 125 digitized paper comments on these actions.
- **Foreign Agricultural Service (FAS)** – The Foreign Agricultural Service posted 13 *Federal Register* notices in Regulations.gov.
- **Forest Service (FS)** – FDMS helps improve citizens' knowledge of and access to U.S. Forest Service information on the nation's vast forests and grasslands. The Forest Service posted 298 *Federal Register* notices and 19 rules and proposed rules and received 13 public comments in Regulations.gov.
- **Grain Inspection, Packers and Stockyards Administration (GIPSA)** – GIPSA posted 37 *Federal Register* notices and 14 rules and proposed rules in Regulations.gov and received 16 comments.
- **Natural Resources Conservation Service (NRCS)** – FDMS helps NRCS establish leadership and partnerships with consumers and businesses by providing direct, electronic access to regulatory information on conserving, maintaining, and improving earth's natural resources and environment. NRCS posted 30 *Federal Register* notices to Regulations.gov.
- **Risk Management Agency (RMA)** – RMA posted 2 *Federal Register* notices in Regulations.gov.
 - **Farm Crop Insurance Corporation (FCIC)** – FCIC posted 20 *Federal Register* rule and proposed rules and 25 notice documents in Regulations.gov. FCIC received 18 comments on these actions.
- **Rural Development** – There are several agencies within Rural Development that provide support for rural customers and businesses: Rural Business and Cooperative Service, Rural Housing Service, and Rural Utilities Service. The Rural Business and Cooperative Service posted 15 rules and proposed rule, 7 notices, and 38 public comments; Rural Housing Service posted 23 notices, 5 rule and proposed rules, and 125 public comments; and Rural Utility Service posted 28 notices, 12 rules and proposed rules, and 74 public comments to Regulations.gov.

- **Department Headquarters (Staff Offices)** – USDA Staff Offices posted 113 *Federal Register* notices and 7 *Federal Register* rules and proposed rule documents.

Government to Government Portfolio

Grants.gov (Managing Partner HHS) -

The initiative benefits USDA, and specifically the bureaus of Foreign Agricultural Service, Risk Management Agency, Food and Nutrition Service, Food Safety and Inspection Service, Agricultural Marketing Service, Animal and Plant Health Inspection Service, Forest Service, Natural Resources Conservation Service, Agricultural Research Service, Cooperative State Research, Education, and Extension Service, Economic Research Service, and Rural Development, by providing a single location to publish funding opportunities and application packages, and by providing a single site for the grants community to locate and apply for grants using common forms, processes, and systems.

Electronic application submissions increase each year on Grants.gov, which supports the fact that the ambit of the Grants.gov brand continues to expand. USDA uses government-wide forms almost exclusively, so the look and feel of applying for a USDA grant through Grants.gov remains consistent to the user regardless of whether the program is originated from headquarters in Washington, D.C. or a state office in rural America. Grants.gov has also allowed USDA to avoid the cost of maintaining multiple front-end systems allowing applicants to search and apply for grants online.

In FY 2007, USDA posted matching application packages with 100 percent of the 144 funding opportunities announced through Grants.gov, and received 6,614 electronic applications from the grants community via Grants.gov.

Internal Efficiency and Effectiveness Portfolio

E-Gov Travel (Managing Partner GSA) -

USDA began migrating its travel services to Northrop Grumman Mission Systems (NGMS), one of the three designated E-Gov Travel Service (ETS) providers, in Q3 FY 2007. USDA consolidated 427 Travel Management Center (TMC) orders into a single task order, improving centralized control and management of travel contracts and reducing resource oversight allocation. This also enabled better visibility into travel trends and spending which provides better management decision making.

Integrated Acquisition Environment (Managing Partner GSA) -

Through adoption of the tools and services provided by IAE, USDA improves its ability to make informed and efficient purchasing decisions across the agency and allows it to replace manual processes. If USDA were not allowed to use the IAE systems, they would need to build and maintain separate systems to record vendor and contract information, and to post procurement opportunities. Agency purchasing officials would not have access to databases of important information from other agencies on vendor performance and could not use systems to replace paper-based and labor-intensive efforts.

- **Central Contractor Registration (CCR):** Provides USDA a single source of trading partner data. CCR Tools enable USDA access to current socio-economic and financial information as needed for their contractors, grantees and agricultural entitlement programs without maintenance.
 - **Trading Partners:** Enables trading partners to provide required information into a central data base for use across the Federal enterprise instead of submitting to each Government office.

- Public / Federal Security: Enables the elimination of excluded parties from receiving contact awards, protecting the tax payers' investment and Federal contract spending. Users include banks and mortgage companies
- **Excluded Party Listing Service (EPLS):** Provides USDA with the automated collection and management of Individual Subcontract Reports (Formally SF-294) and Summary Subcontract Reports (Formally SF-295) data. Access via standard internet browser enables USDA to search for excluded parties prior to award of contracts, grants and other entitlement programs and financial awards.
 - Public/Federal Security: Enables the elimination of excluded parties from receiving contract awards, protecting the taxpayers' investment and Federal contract spending. Users include banks and mortgage companies.
 - Small Business / Prime Contractors: Provides an automated filing and reporting capability for contractors using sub-contractors ensuring proper sub-contractor usage.
- **Electronic Subcontract Reporting System (eSRS):** Subcontract reporting. For USDA, the eSRS automates the collection and management of Individual Subcontract Reports (ISR, formerly SF-294) and Summary Subcontract Reports (SSR, formerly SF-295) data.
 - Small Business/Prime Contractors: Provides an automated filing and reporting capability for contractors using sub-contractors ensuring proper sub-contractor usage.
- **Federal Business Opportunities (FBO):** Source for contracting opportunities. FBO is a source for contracting opportunities. Enables the USDA to automate management of the competitive notice processes.
 - Small Business/Contractors: Enables contractors and small businesses to access Federal solicitations using standard internet browser capabilities and provides an e-mail notification process for new postings. This further eliminates the need to check websites from every contracting office for bidding opportunities, and provides transparency into the Federal acquisition process.
- **Federal Technical Documents System (FedTeDS):** Controls access to secure but unclassified documents. FedTeds provides USDA with a secure service for storage and distribution of secure but unclassified documents for solicitations and Agricultural Alerts such as Anthrax and Mad Cow Disease.
 - Public/Federal Security: Provides a secure facility to protect secure but unclassified technical documentation related to solicitations.
- **Federal Procurement Data System-Next Generation (FPDS-NG):** Provides USDA with an automated capability to directly report awards real time from the new online back office contract writing system and extract reports of award data.
 - Congress/Public: Automates the dissemination of contract award data and incorporates public access.
- **Online Representations and Certifications Application (ORCA):** Online Representation and Certification replaces solicitation Section K. Automates the previous Section K paper response to solicitations to USDA.
 - Contractors: Reduces time, cost, and inaccuracies for contractors responding to Federal solicitations. ORCA provides for a single annual submission to replace the previous repetitive input in every solicitation.
- **Wage Determination Online (WDOL):** Provides Service Contract Act and Davis Bacon Act labor rates. Makes available the most current labor rates to USDA for both service and construction programs.
 - Public: Ensures that appropriate labor rates are included in a contract for the labor categories specified in the Service Contract Act and Davis-Bacon Act.

Integrated Acquisition Environment - Loans and Grants (Managing Partner GSA) -

All agencies participating in the awarding of Loans & Grants benefit through access to a centralized solution to provide consistent, government-wide identifiers for award recipients. Cross-government cooperation to determine unique identifiers for Loans & Grants transactions furthers the agencies ability

to maintain data integrity while additionally enhancing the transparency of federal program performance information, funding, and Loans & Grants solicitations.

Lines of Business

Budget Formulation and Execution LoB (Managing Partner ED) -

BFE LoB provides significant benefits to partner agencies by encouraging best practices crossing all aspects of federal budgeting – from budget formulation and execution to performance to human capital and staffing needs.

To benefit all agencies, including USDA, BFE LoB, in conjunction with Department of the Treasury as the system owner, made available the first shared fee-for-service budget formulation system, the Budget Formulation and Execution Manager (BFEM). BFE LoB and Treasury are currently gathering requirements for a new Performance Measure Manager (PMM) module that will allow users to automate the definition, collection, and reporting of all types of performance measures. The PMM will be available in 2008. The BFEM system is an option for Commerce and any Commerce component that is in need of a budget formulation or performance measurement system.

To help agencies assess their budget systems requirements, BFE LoB created a decision matrix. USDA will benefit from using this matrix as a starting point in determining specific system needs. In 2008, BFE LoB will further benefit agencies by evaluating known budget systems against the decision matrix and making that information available so each agency can avoid the cost of performing that step individually.

In addition, BFE LoB created a secure government-only collaboration website, known as the “MAX Federal Community.” This provides a significant benefit for collaboration across and within agencies. It is used within the budget community, and has been expanded to serve other related communities, such as Grants, Financial Management, Performance, and Planning. USDA currently has 184 users that are registered and eligible to take advantage of the MAX Federal Community. The Community site is commonly used for sharing information, collaboratively drafting documents, supporting workgroups, and much more.

Financial Management LoB (Managing Partner GSA) -

Agencies participating in the FM LoB benefit from the government-wide enterprise architecture standards developed by the FM LoB. These improve the management of financial information within their agencies.

The Common Government-wide Accounting Code standard allows Chief Financial Officers (CFOs) to aggregate and report data across bureaus and departments.

The Performance Metrics for application hosting allows CFOs and other managers to compare operational efficiency and effectiveness among their own bureaus; and between Shared Service Providers.

The Business Process Standards for Payments and Funds Control developed collaboratively by all agencies within the FM LoB allow CFOs to unify business processes across their department or agency. Standard business processes also bring efficiencies to Shared Service Providers by ensuring that all customer agencies use the same processes for transactions. The FM LoB will extend this work, developing standard business processes for reimbursables and for receivables.

The FM LoB developed Migration Planning Guidance, informing agencies how to evaluate and select Shared Service Providers, and how to migrate their operations to that Provider.

The FM LoB is developing a Charge Card Interface to save agencies the cost of developing these themselves. The FM LoB is also developing standard interfaces with common systems (e.g. Lines of

Business and E-Gov initiatives). By defining government-wide common interfaces, agencies avoid the expense of defining these interfaces themselves. Uniformity in these interfaces also reduces audit time and expense, and insures uniform business process standards.

The FM LoB alignment of Common Government-wide Accounting Code structure and Business Process Standard implementation with Treasury central systems will allow all agencies to improve business process and enables reliable data interchange across departments and agencies interfacing to the Treasury central systems.

Geospatial LoB (Managing Partner DoI) -

The Department of Agriculture has responsibility for four of the data layers outlined in the OMB Circular A-16. USDA is looking forward to returns from the Geospatial LoB in terms of efficiency and synergy across the government. Solution benefits include institutionalizing a governance model that increases buy-in of all stakeholders in decisions related to the development of the National Spatial Data Infrastructure (NSDI) as well as expedited and more coordinated completion of nationally significant data sets.

Benefits to USDA bureaus:

- The Natural Resources Conservation Service (NRCS) provides leadership in a partnership effort to help America's private land owners and managers conserve their soil, water, and other natural resources. In addition to sharing OMB Circular A-16 co-lead responsibilities for Climate and Watershed Boundaries data themes with other agencies, NRCS has the sole lead responsibility for the Soils data theme. NRCS will benefit from cost savings by using shared geospatial and IT services, increased procurement efficiencies through combined acquisitions, and knowledge of best practices.
- The Forest Service (FS) sustains the health, diversity, and productivity of the Nation's forests and grasslands to meet the needs of present and future generations. FS will be able to optimize business processes and improve knowledge management capabilities for locating data and obtaining services.
- The Farm Service Agency (FSA) supports the National Agricultural Imagery Program that will benefit from reduced long-term costs of geo-information delivery and access while minimizing duplicative data acquisition efforts.
- The Foreign Agricultural Service (FAS) relief operations after a disaster will benefit from business processes that will be optimized and knowledge management capabilities will exist for locating geospatial data and obtaining services.
- The Risk Management Agency (RMA) will benefit from enhanced governance processes, improved business planning and investment strategies, and optimization and standardization of geospatial business data.
- The Animal and Plant Health Inspection Service (APHIS) will benefit from enterprise business needs and agency core mission requirements which are identified, planned, budgeted, and exploited in a geospatial context.
- Through programs such as the National Research Initiative Competitive Grants Program the Cooperative State Research Education & Extension Service (CSREES) has historically been involved in research that leverages geospatial data. CSREES will receive benefits from the Geospatial LoB through optimization and standardization of geospatial data.
- The Economic Research Service (ERS) is USDA's principal social science research agency and will benefit from creation of specific geospatial budgeting codes to understand what investments are potentially duplicative.
- The National Agricultural Statistics Service (NASS) serves the basic agricultural and rural data needs of the country by providing objective, important, and accurate statistical information and services to farmers, ranchers, agribusinesses, and public officials. This data is vital to monitoring the ever-changing agricultural sector and carrying out farm policy. Enhanced governance

processes, improved business planning and investment strategies, and optimization and standardization of geospatial business data will benefit NASS's research.

- Rural Development (RD) helps rural areas to develop and grow by offering Federal assistance that improves quality of life and will benefit from cost savings by using shared geospatial and IT services increased procurement efficiencies through combined acquisitions and knowledge of best practices.

Grants Management LoB (Managing Partners HHS and NSF) -

USDA manages 165 grant programs disbursing approximately \$54 billion annually. USDA anticipates the key benefit to its bureaus, including Foreign Agricultural Service (FAS), Farm Service Agency (FSA), Risk Management Agency (RMA), Food and Nutrition Service (FNS), Food Safety and Inspection Service (FSIS), Agricultural Marketing Service (AMS), Animal and Plant Health Inspection Service (APHIS), Forest Service (FS), National Resources Conservation Service (NRCS), Agricultural Research Service (ARS), Cooperative State Research, Education, and Extension Service (CSREES), Economic Research Service (ERS), and Rural Development (RD), will include having a centralized location to download all applications, make awards, and track awards to closeout. Currently, USDA's grant programs are decentralized and function at the sub-agency level. GM LoB will impact all thirteen bureaus, simplifying application processes, providing timely reporting and delivery of services, and increasing coordination among USDA service providers. Automated business processes available through Consortia will decrease agency reliance on manual and paper-based processing. Consortium Lead agencies will spread operations and maintenance (O&M) costs, and development, modernization, and enhancement (DME) costs across agencies, decreasing the burden that any one agency must bear.

GM LoB will lead to a reduction in the number of systems of record for grants data across USDA and the government, and the development of common reporting standards, improving USDA's ability to provide agency- and government-wide reports on grant activities and results. GM LoB will help USDA comply with the Federal Financial Assistance Management Improvement Act of 1999 and the Federal Funding Accountability and Transparency Act of 2006. Service to constituents will be improved through the standardization and streamlining of government-wide grants business processes. The public will receive time savings as a result of quicker notification and faster payments due to an automated system for grants processing. Furthermore, GM LoB will minimize complex and varying agency-specific requirements and increase grantee ease of use on Federal grants management systems. Constituents will benefit as they will have fewer unique agency systems and processes to learn; grantees' ability to learn how to use the system will be improved and reliance on call center technical support will be reduced. Consortium Lead agencies will also provide grantees with online access to standard post-award reports, decreasing the number of unique agency-specific reporting requirements.

Human Resources Management LoB (Managing Partner OPM) -

USDA operates the National Finance Center, one of the approved service providers for the HR LoB. This initiative allows USDA to spread the cost of managing HR systems and processes across a larger customer base, reducing agency costs to operate these systems and processes. Additionally, USDA's involvement in the HR LoB allows them to help shape the government-wide solution as well as best practices and lessons learned as developed by task force and other agencies.

The HR LoB has worked with participating agencies to develop and validate Target Requirements for Shared Service Centers and Enterprise Architecture (EA) models for business process (Business Reference Model), business services (Service Component Model), performance measurement (Performance Model), data (Data Model), and technology (Technical Model) relating to the Federal human resources function. These artifacts present a common view of and vocabulary for the Federal HR function that provide a tangible basis for standardization and common solutions -- the dimensions that underlie the Human Resources Line of Business. Federal agencies are able to use this information and guidance to formulate their specific agency requirements for HR functions and manage the transition to a shared service center. Since each agency does not have to formulate its own HR enterprise architecture, this unified effort has

allowed agencies to save significant time and resources. The EA artifacts also facilitate the mapping of individual agency architectures to OMB's Federal Transition Framework.

IT Infrastructure LoB (Managing Partner GSA) -

The initiative benefits USDA through improved IT performance, greater efficiencies in IT infrastructure investments, and consistency and standardization of infrastructure platforms. The IT Infrastructure LoB (ITI LoB) will provide USDA with best practice data and industry-wide performance metrics to validate and/or improve existing performance.

USDA is in the process of consolidating its network infrastructure under the Universal Telecommunications Network project, its email through the Enterprise Messaging project, and recently initiated project planning for data center consolidation. USDA anticipates that access to the metrics established by the ITI LoB will enable the USDA to verify that the consolidated infrastructures are achieving the desired results of improving performance while reducing costs. Further, the USDA anticipates that the ITI LoB will provide valuable information regarding infrastructure best practices and strategies.

USDA's participation in this program will result in higher service levels at a more effective cost. Large government purchases will establish a baseline for USDA related acquisitions that will prove valuable when negotiating prices for hardware and software. A 10-15 percent gain in productivity is expected, because of this program.

USDA expects to realize significant benefit in improved mission delivery. The bulk of this activity will come as a result of an enhanced infrastructure that takes advantage of direct electronic interface with USDA customers. Infrastructure certification and accreditation will be significantly enhanced above what it is today. At least a 20-25 percent improvement in mission delivery is expected by taking advantage of this program. Enhanced infrastructure performance will directly result in improved mission delivery to the public.

Department of Commerce

The E-Government initiatives serve citizens, businesses, and Federal employees by delivering high quality services more efficiently at a lower price. Instead of expensive “stove-piped” operations, agencies work together to develop common solutions which achieve mission requirements at reduced cost, thereby making resources available for higher priority needs.

The Department of Commerce (DoC) is providing funding in FY 2008 to the following E-Government Initiatives:		
Government to Citizen Portfolio	Government to Business Portfolio	Government to Government Portfolio
<ul style="list-style-type: none"> ▪ Disaster Assistance Improvement Plan 	<ul style="list-style-type: none"> ▪ Business Gateway ▪ E-Rulemaking ▪ International Trade Process Streamlining 	<ul style="list-style-type: none"> ▪ Grants.gov
Internal Efficiency and Effectiveness Portfolio	Lines of Business (LoB)	
<ul style="list-style-type: none"> ▪ E-Gov Travel ▪ Integrated Acquisition Environment ▪ Integrated Acquisition Environment - Loans and Grants 	<ul style="list-style-type: none"> ▪ Financial Management LoB ▪ Geospatial LoB ▪ Grants Management LoB ▪ Human Resources Management LoB ▪ IT Infrastructure LoB 	

Benefits realized through the use of these initiatives are as follows:

Government to Citizen Portfolio

Disaster Assistance Improvement Plan (Managing Partner DHS) -

The Disaster Assistance Improvement Program (DAIP) is a government-wide initiative to improve the delivery of assistance to disaster victims. Through modification of an existing E-Gov initiative, GovBenefits.gov, DAIP provides a one-stop portal for those affected by disasters by providing information on programs offering disaster assistance and screening of benefits for which they may be eligible. After determining their eligibility, users may apply for disaster assistance benefits using a single application through FEMA, leading to a more simplified, streamlined process. All benefit applications are adjudicated by the appropriate agency. DAIP will also allow returning users to check the status of the request for benefits available through the single application. DAIP includes member agencies that have programs that: provide benefits for persons in response to disasters; help facilitate the application and delivery process through validation; have other resources that may assist disaster victims; or are otherwise relevant to those who are impacted by disasters. During its first year of operation, the DAIP Program Office will quantify and report on the benefits and cost savings for each member agency.

As an agency with information that is relevant to individuals affected by a disaster, the Department of Commerce will integrate with DAIP to provide an alternate mechanism for providing information to disaster victims. This will support delivery of assistance to disaster victims and will reduce agency direct inquiries about individual assistance.

Government to Business Portfolio

Business Gateway (Managing Partner SBA) - (data for forms and compliance links are as of October 30, 2007)

By creating a single portal for business information, such as regulatory compliance information, Business Gateway directly benefits DoC's "customers" (e.g., exporters and importers, etc.), the businesses that are the foundation of the U.S. economy – all of which are subject to complex regulatory requirements across multiple agencies.

- DoC's constituents could potentially receive significant benefits from Business Gateway including time and cost savings, assistance in compliance with the Small Business Paperwork Relief Act (SBPRA), and reduction in burden hours. Through increased outreach, more constituents will be able to realize these benefits.
- DoC will receive:
 - Contact center savings: DoC has two compliance-related contact centers - Trade Information Center and AESDirect Call Center. Due to the use of Business.gov and Forms.gov a decrease in misdirected calls is expected to result in cost savings for DoC.
 - Maintenance savings: Business.gov's search technology will provide DoC with valuable user statistics and feedback, enabling it to simplify content management on its business compliance site.
 - Increased forms management: By making 592 forms (to date) available on Forms.gov, DoC saves agency time in forms management, and is expected to produce significant savings in paper and postage.
 - Increased exposure: Business.gov now houses DoC 2,105 compliance links (to date) providing cross-agency effectiveness to American businesses.
 - Reduced burden on field offices: By directing compliance-related inquiries to Business.gov, agencies with field offices will save training and staff-time dollars.
 - Data harmonization: Every federal agency should have or participate in at least one "vertical" opportunity; in the case of DoC, for example, pharmaceuticals and defense trade control may offer such potential. DoI and DoL together saved \$341,000 in the first three years of their vertical, and are expected to save \$570,000 over 5 years.

Benefits to Department of Commerce bureaus:

- **Economic Development Administration (EDA)** – As a resource to businesses of all sizes, Business Gateway provides access to government resources and information needed to generate jobs, retain existing jobs, and stimulate industrial and commercial growth. Business Gateway currently provides 16 EDA forms.
- **Census Bureau** – Business Gateway furthers the Census Bureau's mission by increasing businesses' access to census data and resources by providing 63 Census forms on Business.gov.
- **Economics and Statistics Administration (ESA)** - Business Gateway helps businesses comply with ESA reporting requirements of key statistics used for economic analysis and reporting. Additionally, Business Gateway helps ESA create awareness and stimulate usage by offering U.S. businesses access to daily releases of key economic indicators from the Bureau of Economic Analysis.
- **International Trade Administration (ITA)** – Business Gateway supports ITA's mission by increasing access to trade information businesses need through 35 ITA forms and multiple ITA links on Business.gov.
- **National Oceanic and Atmospheric Administration (NOAA)** – Business Gateway offers 196 forms and 920 links to NOAA's resources via Business.gov, enabling businesses to protect marine resources, fishing stocks, and ecosystems.
- **U.S. Patent and Trademark Office (USPTO)** – For many businesses, securing patents and trademarks is essential to establishing strategic advantages over competitors. Business Gateway provides 197 USPTO links and 147 USPTO forms to help businesses understand, abide by, and benefit from intellectual property regulations.

- **Bureau of Industry & Security (BIS)** – Business Gateway increases businesses' awareness of and compliance with BIS regulations related to the export of sensitive goods and technologies, etc. Business Gateway currently provides 377 BIS links and 42 BIS forms on Business.gov.
- **National Institute of Standards and Technology (NIST)** – Business Gateway helps NIST increase U.S. businesses' awareness of its technologies, measurement methods, standards, and technical regulations through 11 forms and multiple links on Business.gov.
- **National Telecommunications & Information Administration (NTIA)** – Business Gateway helps NTIA increase awareness of and compliance with NTIA policy through 4 forms on Business.gov.

E-Rulemaking (Managing Partner EPA) -

The E-Rulemaking Program supports DoC's core strategic goal to "provide the information and tools to maximize U.S. competitiveness and enable economic growth for American industries, workers, and consumers" by ensuring online access to regulatory material which affects every facet of American businesses and consumer activities. Through use of a single web-site, Regulations.gov, DoC and its sub-agencies can provide industry, businesses, and the public quick and easy access to proposed rulemakings and other DoC actions. DoC can achieve cost savings from managing its significant volume of regulatory and notice activities and materials associated with these actions electronically.

DoC completed its migration to the Federal Docket Management System (FDMS) in September 2007. E-Rulemaking's implemented agencies can manage all rulemaking materials (e.g., *Federal Register* documents; supporting analyses; and public comments) in a secure, centralized repository which provides the public with a single-point of contact on the Internet at Regulations.gov. DoC published a total of 2,209 *Federal Register* notices and 628 rules and proposed rules from January to October 2007.

DoC benefits in several ways through its participation and reliance on FDMS and Regulations.gov. DoC gains substantial benefits by improving the transparency of its rulemaking actions as well as increasing public participation in the regulatory process. Direct budget cost savings and cost avoidance result from DoC's transition to FDMS and Regulations.gov, enabling the Department to discontinue agency specific efforts to develop, deploy, and operate agency specific individual online docket and public comment systems. Over five years, it is estimated that DoC would avoid costs of nearly \$17 million over having the Department independently create alternative options that would provide similar services. These figures were calculated in the summer of 2007 by an independent economist hired by the E-Rulemaking Program to develop a Cost-Benefit Model.

Benefits to Department of Commerce bureaus (all statistics are from January 2007 through October 2007 unless otherwise noted):

- **Census Bureau** – FDMS helps Census by increasing the Bureau's outreach through the provision of an additional access post to the Bureau's regulatory information and material. Census posted 41 *Federal Register* notices in Regulations.gov.
- **Economic Development Administration (EDA)** – EDA assists economically distressed communities by promoting a favorable business environment through its strategic investments in public infrastructure and technology. FDMS supports these goals of capacity-building by implementing an application that increases ease of electronic access. EDA posted 11 *Federal Register* notices in Regulations.gov.
- **International Trade Administration (ITA)** – Through a single Internet connection, FDMS helps ITA reach out to small businesses by providing an easy-to-find single access point to the Administration's regulatory information and material. ITA posted 386 *Federal Register* notices and 5 rules and proposed rules in Regulations.gov.
- **National Oceanic and Atmospheric Administration (NOAA)** – FDMS provides an online portal that helps the public, industry, and businesses access NOAA's significant regulatory material. NOAA implemented FDMS in September 2007. NOAA posted 534 *Federal Register*

notices and 362 rules and proposed rules in Regulations.gov and received 71 comments from the public through the system.

- **Bureau of Industry Security** – Regulations.gov provides worldwide access to BIS regulatory material. BIS posted 7 rules and proposed rules, and 6 public submissions in the Regulations.gov.
- **U.S. Patent and Trademark Office** – By disseminating both patent and trademark information, the USPTO promotes an understanding of intellectual property protection and facilitates the development and sharing of new technologies worldwide. USPTO posted 36 *Federal Register* notices, 36 rules and proposed rules, and 9 public submissions in Regulations.gov
- **National Institute of Standards and Technology** – NIST's mission is to promote U.S. innovation and industrial competitiveness by advancing measurement science, standards, and technology in ways that enhance economic security and improve our quality of life. The Undersecretary of the Office of Technology and Policy oversees NIST, along with NTIA. NIST posted 66 *Federal Register* notices and 4 rules and proposed rules in Regulations.gov
- **National Telecommunications and Information Administration (NTIA)** – NTIA published 7 notices and 3 proposed rules in the *Federal Register*.
- **Committee for the Implementation of Textile Agreements (CITA)** – CITA published 753 notices and 8 rules and proposed rules in the *Federal Register*.
- **Bureau of Economic Analysis** – EAB posted 4 rules and proposed rules and 4 notices in Regulations.gov.
- **Foreign Trade Zone Board (FTZB)** – FTZB posted 52 notices in Regulations.gov.
- **Minority Business Development Agency (MBDA)** – MBDA posted 6 notices in Regulations.gov.
- **Department of Commerce-HQ** – The Office of the Secretary of the Department of Commerce published 71 notices in the *Federal Register* and posted 6 rules and proposed rules in Regulations.gov.

International Trade Process Streamlining (Managing Partner DoC) -

The International Trade Administration (ITA) and other Federal export promotion and finance agencies benefit by having their programs and services included in Export.gov as it enhances their ability to achieve their respective missions. Export.gov continues to see increased activity:

- 39 percent increase in average monthly visits increased in FY 2007 over FY 2006 (515,202 vs. 371,701).
- 28 percent increase in the number of unique visitors in FY 2007 over FY 2006 (2,873,816 vs. 2,241,046)
- 118 percent increase in the number of trade leads viewed in FY 2007 over FY 2006 (286,289 vs. 131,079)
- 28 percent increase in the number of U.S. companies registered on export.gov in FY 2007 over FY 2006 (38,039 up from 29,751) versus a 12 percent increase in FY 2006 over FY 2005.

ITPS Highlight...

Export.gov helps DoC and the TPCC meet the mandate to "provide a central source of information for the business community on Federal export promotion and export financing programs."

Export.gov's registry of U.S. firms is shared with Trade Promotion Coordinating Committee (TPCC) partner agencies (over 19 federal agencies) to improve their respective outreach and customer service initiatives. ITPS and Export.gov is fully paid for by DoC/ITA because it is integral to delivering its services to its customers and because of ITA's cross-agency leadership responsibilities. The current funding amounts support and maintain the operations of ITPS and Export.gov, all development work on the technical solution has already been completed.

Government to Government Portfolio

Grants.gov (Managing Partner HHS) -

The initiative benefits DoC and specifically the bureaus of Office of the Secretary, National Oceanic and Atmospheric Administration, National Institute of Standards and Technology, International Trade Administration, Minority Business Development Administration, and the Economic Development Agency by providing a single location to publish grants funding opportunities and application packages, and by providing a single site for the grants community to locate and apply for grants using common forms, processes, and systems. With all bureaus posting Federal Funding Opportunity's on Grants.gov, DoC is increasing the diversity of its grants applicant pool agency-wide. During FY 2007, DoC posted 77 synopses and 190 application packages on Grants.gov and received 3,438 submissions. This constituted 100 percent of the Department's actions. All DoC bureaus are contributing to the \$520,570 E-Gov funding request to fund Grants.gov. The size of a bureau's contribution is determined by the percentage of the total DoC awards that bureau makes, on average, in a fiscal year.

Furthermore, by eliminating the need for DoC to develop an independent front-end grants system, Grants.gov has saved the Department of Commerce approximately \$4,000,000.

Internal Efficiency and Effectiveness Portfolio

E-Gov Travel (Managing Partner GSA) -

DoC is currently scheduled to begin migrating its travel services to Electronic Data Systems (EDS), one of the three designated E-Gov Travel Service (ETS) providers, in Q1 FY 2008. Once the EDS is deployed, DoC will have standardize travel management practices to consolidate federal travel, minimize cost, security and privacy controls for the protection of government and personal data, improve agency oversight, and have strategic source pricing through cross-government purchasing agreements.

Integrated Acquisition Environment (Managing Partner GSA) -

Through adoption of the tools and services provided by IAE, DoC improves its ability to make informed and efficient purchasing decisions and allows it to replace manual processes. If DoC were not allowed to use the IAE systems, they would need to build and maintain separate systems to record vendor and contract information, and to post procurement opportunities. Agency purchasing officials would not have access to databases of important information from other agencies on vendor performance and could not use systems that replace paper-based and labor-intensive efforts. For FY 2007, DoC received estimated benefits of \$2,236,547 based on the processes, personnel, roles, steps, and actions involved. In addition, the agency realized an estimated cost avoidance of \$24,835 and estimated operational cost savings of \$135,481.

Also, DoC hosts the Wage Determination Online (WDOL) system for the IAE initiative. WDOL replaces the paper-based system to calculate Service Contract Act and Davis Bacon Act wage determinations for each contract action.

- **Central Contractor Registration (CCR):** Provides DoC single source of trading partner data. CCR Tools enable DoC access to current socio-economic and financial information as needed for their contractors, grantees and grant reviewers without maintenance.
 - The automated collection and management of CCR-type vendor data for its intended purposes is estimated to avoid the equivalent of 0.9 man-hours per award transaction based on the processes, personnel, roles, steps, and actions involved. This resulted in a savings of approximately 14,366 hours for the agency in FY 2007.
 - Trading Partners: Enables trading partners to provide required information into a central data base for use across the Federal enterprise instead of submitting to each Government office. In addition, provides DoC Hurricane Center a single source of reliable trading partner information in affected areas for rapid response.

- **Excluded Party Listing Service (EPLS):** Provides DoC with the list of parties excluded from receiving Federal Contracts. Access via standard internet browser enables DoC to search for excluded parties prior to award of contracts, grants and other entitlement programs.
 - The automated collection and management of EPLS-type data for its intended purposes is estimated to avoid the equivalent of 0.2 man-hours per subject award transaction based on the processes, personnel, roles, steps, and actions involved. This resulted in a savings of approximately 3,192 hours for the agency in FY 2007.
 - Public/Federal Security: Enables the elimination of excluded parties from receiving contract awards, protecting the taxpayers' investment and Federal contract spending. Users include banks and mortgage companies.
- **Electronic Subcontract Reporting System (eSRS):** For the DoC, the eSRS automates the collection and management of Individual Subcontract Reports (ISR, formerly SF-294) and Summary Subcontract Reports (SSR, formerly SF-295) data.
 - The automated collection and management of eSRS-type data for its intended purposes is estimated to avoid the equivalent of 0.3 government man-hours per subject award transaction that requires subcontracting plans based on the processes, personnel, roles, steps, and actions involved. This resulted in a savings of approximately 14 hours for the agency in FY 2007.
 - Small Business/Prime Contractors: Provides an automated filing and reporting capability for contractors using sub-contractors ensuring proper sub-contractor usage.
- **Federal Business Opportunity (FBO):** FBO is a source for contracting opportunities. Enables the DoC to automate management of the competitive notice processes.
 - Cost avoidance is realized by eliminating time delays, labor, supplies/resource usage, equipment wear, and expenditures related to: printing, photocopying, ink and paper usage, postage, maintenance of interested vendor lists; mailing, correction of mailing addresses, settling disagreements over misaddressed mailings, investigation of returned non-deliveries of notices, etc. The automated management of the competitive notice processes is estimated to avoid the equivalent of 5.5 government man-hours per subject transaction based on the processes, personnel, roles, steps, and actions involved. This resulted in a savings of approximately 18,909 hours for the agency in FY 2007.
 - Small Business/Contractors: Enables contractors and small businesses to access Federal solicitations using standard internet browser capabilities and provides an e-mail notification process for new postings. This further eliminates the need to check websites from every contracting office for bidding opportunities, and provides transparency into the Federal acquisition process.
- **Federal Technical Documents System (FedTeDS):** Controls access to secure but unclassified documents. FedTeDS provides DoC with a secure service for storage and distribution of secure but unclassified documents for solicitations.
 - Cost avoidance is realized by eliminating time delays, labor, supplies/resource usage, equipment wear, and expenditures related to: printing, photocopying, ink and paper usage, postage, maintenance of interested vendor lists; mailing, correction of mailing addresses, settling disagreements over misaddressed mailings, investigation of returned non-deliveries of notices, etc. The automated management of the processes is estimated to avoid labor equivalent to 2.5 government man-hours per subject transaction based on the processes, personnel, roles, steps, and actions involved. This resulted in a savings of approximately 70 hours for the agency in FY 2007.
 - Public/Federal Security: Provides a secure facility to protect secure but unclassified technical documentation related to solicitations.
- **Federal Procurement Data System – Next Generation (FPDS-NG):** Provides DoC with an automated capability to directly report awards real time from the new online back office contract writing system and extract reports of award data.
 - Discontinue feeder systems; facilitate real time reporting integrated with agency contract writing systems. In addition, provides DoC Hurricane Center a single source of reliable

contract award accomplishment data based on the National Interest Action (NIA) indicator. This resulted in a savings of approximately 2,660 hours for the agency in FY 2007.

- Congress/Public: Automates the dissemination of contract award data and incorporates public access.
- **Online Representations and Certifications Application (ORCA):** Online Representation and Certification replaces solicitation Section K. Automates the previous Section K paper response to solicitations to DoC.
 - ORCA efficiencies compared to the equivalent manual management of the necessary representations and certifications for subject transactions are estimated to avoid the equivalent of 1.2 government man-hours per contract based on the processes, personnel, roles, steps, and actions involved. This resulted in a savings of 4,126 hours for the agency in FY 2007.
 - Contractors: Reduces time, cost, and inaccuracies for contractors responding to Federal solicitations. ORCA provides for a single annual submission to replace the previous repetitive input in every solicitation.
- **Wage Determination Online (WDOL):** Provides Service Contract Act and Davis Bacon Act labor rates. Makes available the most current labor rates to DoC for their programs.
 - Cost avoidance is realized by eliminating time delays, labor, supplies/resource usage, equipment wear, and expenditures related to: printing, photocopying, ink and paper usage, and postage for corresponding with contractors. The automated management of the processes is estimated to avoid labor equivalent to 1.5 government man-hours per wage determination request based on the processes, personnel, roles, steps, and actions involved. This resulted in a savings of 1,421 hours for the agency in FY 2007.
 - Public: Ensures that appropriate labor rates are included in a contract for the labor categories specified in the Service Contract Act and Davis-Bacon Act.

Integrated Acquisition Environment - Loans and Grants (Managing Partner GSA) -

All agencies participating in the awarding of Loans & Grants benefit through access to a centralized solution to provide consistent, government-wide identifiers for award recipients. Cross-government cooperation to determine unique identifiers for Loans & Grants transactions furthers the agencies ability to maintain data integrity while additionally enhancing the transparency of federal program performance information, funding, and Loans & Grants solicitations.

Lines of Business

Financial Management LoB (Managing Partner GSA) -

Agencies participating in the FM LoB benefit from the government-wide standards developed by the FM LoB. These improve the management of financial information within their agencies.

The Common Government-wide Accounting Code standard allows Chief Financial Officers (CFOs) to aggregate and report data across bureaus and departments.

The Business Process Standards for Payments and Funds Control developed collaboratively by all agencies within the FM LoB allow CFOs to unify business processes across their department or agency. Standard business processes also bring efficiencies to Shared Service Providers by ensuring that all customer agencies use the same processes for transactions. The FM LoB will extend this work, developing standard business processes for reimbursables and for receivables.

The FM LoB developed a Migration Planning Guidance, telling agencies how to evaluate and select Shared Service Providers, and how to migrate their operations to that Provider.

The FM LoB is developing a Charge Card Interface to save agencies the cost of developing these themselves. The FM LoB is also developing standard interfaces with common systems (e.g. Lines of Business and E-Gov initiatives). By defining government-wide common interfaces, agencies avoid the expense of defining these interfaces themselves. Uniformity in these interfaces also reduces audit time and expense, and insures uniform business process standards.

The FM LoB alignment of Common Government-wide Accounting Code structure and Business Process Standard implementation with Treasury central systems will allow all agencies to improve business process and enables reliable data interchange across departments and agencies interfacing to the Treasury central systems.

While the FM LoB has made great strides in developing government-wide standards and solutions, the initiative will continue to improve upon those solutions in order to maximize efficiency and address concerns by partner agencies.

Geospatial LoB (Managing Partner DoI) -

The Department of Commerce has responsibility for eight of the data layers outlined in the OMB Circular A-16, and is looking forward to the returns on investments from the Geospatial LoB with regard to the efficiency and synergy across the government. Two major bureaus within DoC will benefit greatly from this initiative – the National Oceanic & Atmospheric Administration (NOAA) and the Census Bureau. NOAA manages baseline maritime, climate, elevation, geodetic control, shoreline, and marine boundaries data. These data are used by both public and other federal agencies. The Census Bureau governmental units and cultural demographics data provides the characteristics of people, the nature of the structures in which they live and work, the economic and other activities they pursue, the facilities they use to support their health, recreational and other needs, the environmental consequences of their presence, and the boundaries, names and numeric codes of geographic entities used to report the information collected for purposes of reporting the Nation's official statistics. DoC is confident that in the future all aspects of the LoB captured from agency collaboration will help realize the vision and the benefits intended by managing geospatial data through a Federal portfolio.

Grants Management LoB (Managing Partners HHS and NSF) -

In FY 2007, DoC managed 3,493 grant awards equaling approximately \$2.5 billion. DoC's bureaus, including Departmental Management (DM), Economic Development Administration (EDA), International Trade Administration (ITA), Minority Business Development Agency (MBDA), National Oceanic and Atmospheric Administration (NOAA), and National Institute of Standards & Technology (NIST), will have a centralized location to download all applications and disburse/track grants to closeout. Automated business processes available through Consortia will decrease agency reliance on manual and paper-based processing leading to more effective and efficient processes. Consortium Lead agencies will spread operations and maintenance (O&M) costs, and development, modernization, and enhancement (DME) costs across agencies, decreasing the burden that any one agency must bear.

GM LoB will lead to a reduction in the number of systems of record for grants data at DoC and across the government and develop common reporting standards. This will improve DoC's ability to provide agency- and government-wide reports on grant activities and results. Migrating to a Consortium Lead agency will help DoC comply with the Federal Financial Assistance Management Improvement Act of 1999 and the Federal Funding Accountability and Transparency Act of 2006.

Commerce has six operating units that award grants and utilizes three grants systems. By adhering to the GM LoB objectives cost avoidance will be realized by the largest Commerce Grant-making operating units, the National Oceanic and Atmospheric Administration (NOAA), the National Institute of Standards and Technology (NIST), and the Economic Development Administration (EDA).

Service to constituents will be improved through the standardization and streamlining of government-wide grants business processes. The public will receive time savings as a result of quicker notification and faster payments due to an automated system for grants processing. Furthermore, GM LoB will minimize complex and varying agency-specific requirements and increase grantee ease of use on Federal grants management systems. Constituents will benefit as they will have fewer unique agency systems and processes to learn; grantees' ability to learn how to use the system will be improved and reliance on call center technical support will be reduced. Consortium Lead agencies will also provide grantees with online access to standard post-award reports, decreasing the number of unique agency-specific reporting requirements.

Human Resources Management LoB (Managing Partner OPM) -

DoC benefits through its use of best-in-class HR services and systems provided by one of the approved service providers. Through its adoption of an approved service provider, the agency can achieve the benefits of "best-in-class" HR solutions without the costs of developing and maintaining their own HR systems. DoC's involvement in the HR LoB allows them to help shape the government-wide solution as well as best practices and lessons learned as developed by task force and other agencies.

The HR LoB has worked with participating agencies to develop and validate Target Requirements for Shared Service Centers and Enterprise Architecture (EA) models for business process (Business Reference Model), business services (Service Component Model), performance measurement (Performance Model), data (Data Model), and technology (Technical Model) relating to the Federal human resources function. These artifacts present a common view of and vocabulary for the Federal HR function that provide a tangible basis for standardization and common solutions -- the dimensions that underlie the Human Resources Line of Business. Federal agencies are able to use this information and guidance to formulate their specific agency requirements for HR functions and manage the transition to a shared service center. Since each agency does not have to formulate its own HR enterprise architecture, this unified effort has allowed agencies to save significant time and resources. The EA artifacts also facilitate the mapping of individual agency architectures to OMB's Federal Transition Framework.

IT Infrastructure LoB (Managing Partner GSA) -

The initiative benefits DoC through improved IT performance, greater efficiencies in IT infrastructure investments, and consistency and standardization of infrastructure platforms. The ITI LoB will provide DoC with best practice data and industry-wide performance metrics to validate and/or improve existing performance.

Summarized below are selected activities DoC and its operating units have undertaken to optimize the IT infrastructure consistent with the principles outlined in the Infrastructure Optimization (IOI) Common Solutions document. While DoC has made significant progress, the agency believes there are more opportunities to reduce redundancies, improve efficiency, and increase collaboration among the operating units that will be realized through application of IT infrastructure optimization best practices.

- **NOAA: Web Server Consolidation** — Aggregation, Consistency and Standardization. The National Oceanic and Atmospheric Administration (NOAA) is pursuing a strategy of physical consolidation of critical Web servers.
- **Census: Server Migration** — Aggregation, Consistency and Standardization, Technology Infusion. The Census Bureau is evaluating and testing Linux blade servers in its efforts to consolidate and standardize on a Linux operating system and related hardware. On a corporate level, key applications, such as the Master Address File/Topologically Integrated Geographic Encoding and Referencing (MAF/TIGER) System, are currently being migrated to blade servers.
- **PTO: Increase Network Capability** — Improved Mission Delivery, Greater Efficiency in Infrastructure Investments. The Patent and Trademark Office (PTO) is currently planning to upgrade to the PTONet switching infrastructure, "PTONet III".

- **PTO: Support for More Patent Examiners** — Improved Mission Delivery. PTO is piloting a Patents' Hoteling Program, which includes providing patent examiners with home access to necessary systems. This will provide space to add examiners more quickly and cost-effectively.
- **Commerce: E-mail Consolidation** – Aggregation, Consistency and Standardization. Commerce has started an effort to consolidate to a standard e-mail solution for all Operating Units. The Office of the Secretary migration was completed in FY 2007.
- **Commerce: Financial System Server Consolidation** –Aggregation, Consistency and Standardization. Commerce is moving forward to consolidate servers for the Commerce Business System at the Census data center in Bowie, MD.

Department of Defense

The E-Government initiatives serve citizens, businesses, and Federal employees by delivering high quality services more efficiently at a lower price. Instead of expensive “stove-piped” operations, agencies work together to develop common solutions which achieve mission requirements at reduced cost, thereby making resources available for higher priority needs.

The Department of Defense (DoD) is providing funding in FY 2008 to the following E-Government Initiatives:		
Government to Citizen Portfolio	Government to Business Portfolio	Government to Government Portfolio
<ul style="list-style-type: none"> ▪ Disaster Assistance Improvement Plan 	<ul style="list-style-type: none"> ▪ Business Gateway ▪ E-Rulemaking 	<ul style="list-style-type: none"> ▪ Grants.gov
Internal Efficiency and Effectiveness Portfolio	Lines of Business (LoB)	
<ul style="list-style-type: none"> ▪ Integrated Acquisition Environment ▪ Integrated Acquisition Environment - Loans and Grants 	<ul style="list-style-type: none"> ▪ Budget Formulation and Execution LoB ▪ Federal Health Architecture LoB ▪ Financial Management LoB ▪ Geospatial LoB ▪ Grants Management LoB ▪ Human Resources Management LoB ▪ IT Infrastructure LoB 	

Benefits realized through the use of these initiatives are as follows:

Government to Citizen Portfolio

Disaster Assistance Improvement Plan (Managing Partner DHS) –

The Disaster Assistance Improvement Program (DAIP) is a government-wide initiative to improve the delivery of assistance to disaster victims. Through modification of an existing E-Gov initiative, GovBenefits.gov, DAIP provides a one-stop portal for those affected by disasters by providing information on programs offering disaster assistance and screening of benefits for which they may be eligible. After determining their eligibility, users may apply for disaster assistance benefits using a single application through FEMA, leading to a more simplified, streamlined process. All benefit applications are adjudicated by the appropriate agency. DAIP will also allow returning users to check the status of the request for benefits available through the single application. DAIP includes member agencies that have programs that: provide benefits for persons in response to disasters; help facilitate the application and delivery process through validation; have other resources that may assist disaster victims; or are otherwise relevant to those who are impacted by disasters. During its first year of operation, the DAIP Program Office will quantify and report on the benefits and cost savings for each member agency.

Government to Business Portfolio

Business Gateway (Managing Partner SBA) - (data for forms and compliance links are as of October 30, 2007)

While DoD is not considered a regulatory department, DoD continues to support Business Gateway in the service of American citizens as follows:

- DoD submitted the list of compliance assistance resources and the Small Business Paperwork Relief Act point of contact as required by OMB and the Small Business Administration.

- DoD is responsible for assuring its compliance assistance resources populated on the Business.gov portal are accurate and relative to small businesses.
- DoD posted 100 forms to the forms catalog with the necessary meta data for forms categorized as “public use” forms, which display OMB control data under the Paperwork Reduction Act.

E-Rulemaking (Managing Partner EPA) -

DoD’s implementation of the Federal Docket Management System (FDMS) has enhanced DoD and its military branches’ with the ability to receive public comment on a world-wide basis. FDMS provides DoD with centralized and immediate access to materials supporting their actions in addition to the comments received via the Internet. FDMS also provides DoD personnel working abroad a collaboration tool to share information in real time.

With a single online website, FDMS enables DoD to improve public access to all rulemaking materials, provide a central location for the public to find and comment on regulatory actions that affect their lives, and in addition, reduces data storage costs and allows regulation writers an easy way to have cross-agency/ cross-government collaboration on regulatory matters. Between January and October 2007, DoD and its military branches posted 595 *Federal Register* notices and 169 rules and proposed rules in Regulations.gov. DoD received more than 750 public comments on these actions via Regulations.gov.

DoD benefits in several ways through its participation and reliance on FDMS and Regulations.gov. DoD gains substantial benefits by improving the transparency of its rulemaking actions as well as increasing public participation in the regulatory process. Direct budget cost savings and cost avoidance result from DoD’s transition to FDMS and Regulations.gov, enabling the Department to discontinue agency specific efforts to develop, deploy and operate agency specific individual online docket and public comment systems. Over five years, it is estimated that DoD would avoid costs of nearly \$700,000 over having the Department independently create alternative options that would provide similar services. These figures were calculated in the summer of 2007 by an independent economist hired by the E-Rulemaking Program to develop a Cost-Benefit Model.

Benefits to Department of Defense bureaus (all statistics are from January 2007 through October 2007 unless otherwise noted):

- **Department of the Air Force** – USAF posted a total of 40 *Federal Register* notices and 4 rules and proposed rules in Regulations.gov.
- **Defense Acquisition Regulation Services (DARS)** – DARS posted 26 notices and 84 rules and proposed rules in Regulations.gov and received 76 public comments.
- **Department of the Navy** – The Navy posted 59 *Federal Register* notices and 8 rules and proposed rules in Regulations.gov and received 4 public comments.
- **Department of the Army** – The Army posted 49 *Federal Register* notices and 6 rules and proposed rules in Regulations.gov.
- **Corps of Engineers** – The Corps of Engineers posted 43 *Federal Register* notices and 9 rules and proposed rules in Regulations.gov and received 37 public submissions.
- **Department of Defense, Office of the Secretary** – The Defense headquarters posted 142 *Federal Register* notices 28 rules and proposed rules in Regulations.gov and received more than 540 comments.

Government to Government Portfolio

Grants.gov (Managing Partner HHS) -

The initiative benefits DoD research programs by providing a single location to publish grants funding opportunities and application packages, and a single site for the grants community to locate and apply for grants using common forms, processes, and systems. DoD uses Broad Agency Announcements (BAAs) as its primary means of solicitation for research. Most of its BAAs may potentially result in award of grants, agreements, or contracts. Therefore, DoD publishes synopses of those BAAs at both Grants.gov and FedBizOpps.gov. Use of Grants.gov has increased the ability of potential awardees to locate grants opportunities in which they may be interested.

As a result of outreach, training, and monitoring, in FY 2007, DoD met the 100 percent goal through posting of an application package for each of its 175 synopses. DoD received almost 10,000 applications via Grants.gov—one of the highest numbers among the federal agencies. Both DoD and the applicant community benefited because, in some cases, DoD components were able to receive applications electronically where that capability did not previously exist.

Internal Efficiency and Effectiveness Portfolio

Integrated Acquisition Environment (Managing Partner GSA) -

Through adoption of the tools and services provided by IAE, DoD improves its ability to make informed and efficient purchasing decisions and enables it to replace manual processes. If DoD were not allowed to use the IAE systems, they would need to build and maintain separate systems to record vendor and contract information, and to post procurement opportunities. Agency purchasing officials would not have access to databases of important information from other agencies on vendor performance and could not use systems to replace paper-based and labor-intensive efforts. For FY 2007, DoD received estimated benefits of \$107,925,656 based on the processes, personnel, roles, steps, and actions involved. In addition, the agency realized an estimated cost avoidance of \$3,436,595 and estimated operational cost savings of \$18,747,814.

DoD is the system steward for the Central Contractor Registration (CCR), Online Representations and Certifications (ORCA), and Federal Agency Registration (FedReg) systems for IAE. These systems allow all agencies to maintain vendor registration through a single source, track information on intergovernmental transfers, and post classified, sensitive acquisition information safely.

- **Central Contractor Registration (CCR):** Provides DoD single source of trading partner data. CCR Tools enable DoD access to current socio-economic and financial information as needed for their contractors, grantees, and other entitlement program participants without maintenance.
 - The automated collection and management of CCR-type vendor data for its intended purposes is estimated to avoid the equivalent of 0.9 man-hours per award transaction based on the processes, personnel, roles, steps, and actions involved. This resulted in a savings of approximately 445,766 hours for the agency in FY 2007.
 - Trading Partners: Enables trading partners to provide required information into a central data base for use across the Federal enterprise instead of submitting to each Government office.
- **Excluded Party Listing Service (EPLS):** Access via standard internet browser enables DoD to search for excluded parties prior to award of contracts, grants and other entitlement programs.
 - The automated collection and management of EPLS-type data for its intended purposes is estimated to avoid the equivalent of 0.2 man-hours per subject award transaction based on the processes, personnel, roles, steps, and actions involved. This resulted in a savings of approximately 99,059 hours for the agency in FY 2007.

- Public/Federal Security: Enables the elimination of excluded parties from receiving contract awards, protecting the taxpayers' investment and Federal contract spending. Users include banks and mortgage companies.
- **Federal Business Opportunity (FBO):** FBO is a source for contracting opportunities. Enables the DoD to automate management of the competitive notice processes. In addition, provided DoD with the ability to support the rebuilding efforts in both Iraq and Afghanistan by providing for unrestricted access to rebuilding requirements.
 - Cost avoidance is realized by eliminating time delays, labor, supplies/resource usage, equipment wear, and expenditures related to: printing, photocopying, ink and paper usage, postage, maintenance of interested vendor lists; mailing, correction of mailing addresses, settling disagreements over misaddressed mailings, investigation of returned non-deliveries of notices, etc. The automated management of the competitive notice processes is estimated to avoid the equivalent of 5.5 government man-hours per subject transaction based on the processes, personnel, roles, steps, and actions involved. This resulted in a savings of approximately 899,729 hours for the agency in FY 2007.
 - Small Business/Contractors: Enables contractors and small businesses to access Federal solicitations using standard internet browser capabilities and provides an e-mail notification process for new postings. This further eliminates the need to check websites from every contracting office for bidding opportunities.
- **Federal Technical Documents System (FedTeDS):** FedTeds provides DoD with a secure service for storage and distribution of secure but unclassified documents for solicitations such as aircraft, ships, electronics and weapons and materials drawings and specifications for the services as needed. Within the DoD FedTeDS has eliminated the need for extranets and reliance on drawings and specification room providers.
 - Cost avoidance is realized by eliminating time delays, labor, supplies/resource usage, equipment wear, and expenditures related to: printing, photocopying, ink and paper usage, postage, maintenance of interested vendor lists; mailing, correction of mailing addresses, settling disagreements over misaddressed mailings, investigation of returned non-deliveries of notices, etc. The automated management of the processes is estimated to avoid labor equivalent to 2.5 government man-hours per subject transaction based on the processes, personnel, roles, steps, and actions involved. This resulted in a savings of approximately 11,718 hours for the agency in FY 2007.
 - Public/Federal Security: Provides a secure facility to protect secure but unclassified technical documentation related to solicitations.
- **Federal Procurement Data System – Next Generation (FPDS-NG):** Provides DoD with an automated capability to directly report awards real time from the DoD contract writing systems and extract reports of award data.
 - Reduced reliance and positioning to discontinue the DoD feeder system; facilitate real time reporting integrated with agency contract writing systems. The department expects to realize actual labor saving beginning in FY 2009.
 - Congress/Public: Automates the dissemination of contract award data and incorporates public access.
- **Online Representation and Certification (ORCA):** Online Representation and Certification replaces solicitation Section K. Automates the previous Section K paper response to solicitations to DoD. In addition, automated DoD specific Representation and Certifications further eliminate paper requirements on solicitations. Finally, automated the Standard Form 330 page 2 to reduce the redundant paper requirement for the Architect-Engineering business process in the Army Corp of Engineers.
 - ORCA efficiencies compared to the equivalent manual management of the necessary representations and certifications for subject transactions are estimated to avoid the equivalent of 1.2 government man-hours per contract based on the processes, personnel, roles, steps, and actions involved. This resulted in a savings of approximately 196,304 hours for the agency in FY 2007.

- Contractors: Reduces time, cost, and inaccuracies for contractors responding to Federal solicitations. ORCA provides for a single annual submission to replace the previous repetitive input in every solicitation.
- **Wage Determination Online (WDOL):** Provides Service Contract Act and Davis Bacon Act labor rates. Makes available the most current labor rates to DoD for services and construction programs.
 - Cost avoidance is realized by eliminating time delays, labor, supplies/resource usage, equipment wear, and expenditures related to: printing, photocopying, ink and paper usage, and postage for corresponding with contractors. The automated management of the processes is estimated to avoid labor equivalent to 1.5 government man-hours per wage determination request based on the processes, personnel, roles, steps, and actions involved. This resulted in a savings of approximately 133,591 hours for the agency in FY 2007.
 - Public: Ensures that appropriate labor rates are included in a contract for the labor categories specified in the Service Contract Act and Davis-Bacon Act.

Integrated Acquisition Environment - Loans and Grants (Managing Partner GSA) -

All agencies participating in the awarding of Loans & Grants benefit through access to a centralized solution to provide consistent, government-wide identifiers for award recipients. Cross-government cooperation to determine unique identifiers for Loans & Grants transactions furthers the agencies ability to maintain data integrity while additionally enhancing the transparency of federal program performance information, funding, and Loans & Grants solicitations.

Lines of Business

Budget Formulation and Execution LoB (Managing Partner ED) -

BFE LoB provides significant benefits to partner agencies by encouraging best practices crossing all aspects of federal budgeting – from budget formulation and execution to performance to human capital and staffing needs.

To benefit all agencies, including Defense, BFE LoB, in conjunction with Department of the Treasury as the system owner, made available the first shared fee-for-service budget formulation system, the Budget Formulation and Execution Manager (BFEM). BFE LoB and Treasury are currently gathering requirements for a new Performance Measure Manager (PMM) module that will allow users to automate the definition, collection, and reporting of all types of performance measures. The PMM will be available in 2008. The BFEM system is an option for Defense and any Defense component that is in need of a budget formulation or performance measurement system.

To help agencies assess their budget systems requirements, BFE LoB created a decision matrix. Defense will benefit from using this matrix as a starting point in determining specific system needs. In 2008, BFE LoB will further benefit agencies by evaluating known budget systems against the decision matrix and making that information available so each agency can avoid the cost of performing that step individually.

In addition, BFE LoB created a secure government-only collaboration website, known as the “MAX Federal Community.” This provides a significant benefit for collaboration across and within agencies. It is used within the budget community, and has been expanded to serve other related communities, such as Grants, Financial Management, Performance, and Planning. Defense currently has 348 users that are registered and eligible to take advantage of the MAX Federal Community. The Community site is commonly used for sharing information, collaboratively drafting documents, supporting workgroups, and much more.

Federal Health Architecture LoB (Managing Partner HHS) -

DoD's Military Health System (MHS) mission supports our national security by providing health services required for the approximately 1.425 million personnel currently on active duty in the military and selected members of the 1.26 million personnel in the seven reserve components, who support our nation's military operations, regardless of tenure or location. Specific to active duty members, or activated reservists, the MHS supports a smooth transition from the DoD to the Department of Veteran Affairs (VA) upon discharge to civilian life, which requires the diligent, timely, and complete transfer of medical records from DoD to VA systems.

An interagency task force studying the disability rating system for wounded warriors has called for cutting the time wounded or sick service members wait for a disability rating in half. The effective transfer of health information between agency healthcare delivery systems is an integral component of this goal.

FHA provided the following services to achieve this goal:

Standards Lifecycle: FHA has continued its core mission to identify, recommend, and implement health-related standards in areas such as medical vocabularies (e.g., disabilities terminology standards and allergy terminology standards), messaging, data, and security. This includes facilitating federal partner review of the Healthcare Information Technology Standards Panel (HITSP) harmonized and developed Requirements, Design and Standards Selection (RDSS) documents and Interoperability Specification Inspection Testing (ISST) procedures related to laboratory results reporting, bio-surveillance, medication history, registration summary, and emergency responder - Electronic Health Record (EHR).

Planning: An important step for both DoD and VA is to develop a transition strategy, the roadmap on how an agency will transform its business to meet the goal. Transition strategy and planning is a key element of an enterprise architecture lifecycle. It captures the information that will take an agency from its current (as-is) environment to a target (to-be) state. FHA's role in architecting products from the National Health IT Agenda also provides a visible feed to DoD and VA transition planning and strategies.

FHA will achieve this by providing summary data of business transformation activities for federal agencies that exchange health care information as active duty military personnel transfer to the VA health system. These summaries of business transformation activities will contribute to a better perspective and understanding of transformation efforts at a global level. Benefits from having this global perspective include:

- Tangible progress reported;
- Viable solutions detailed;
- Incremental milestones tracked;
- Reusable strategies exposed; and
- View of collaborative cross agency activities.

Measuring Progress: FHA has made available to DoD an Investment Planning Guide and Reporting Guide to advise federal agencies of the impact that health IT has on their mission and operations.

Education: Accompanying all FHA initiatives are educational sessions as well as course instruction to regarding standards and their implementation. Some 56 DoD personnel have participated in this effort.

Supporting Participating in Health Information Exchanges: Through its NHIN-Connect initiative, FHA has assisted DoD and other agencies in participating in the development of the Nationwide Health Information Network.

Financial Management LoB (Managing Partner GSA) -

Agencies participating in the FM LoB benefit from the government-wide enterprise architecture standards developed by the FM LoB. These improve the management of financial information within their agencies.

The Common Government-wide Accounting Code standard allows CFOs to aggregate and report data across bureaus and departments.

The Performance Metrics for application hosting allows CFOs and other managers to compare operational efficiency and effectiveness among their own bureaus; and between Shared Service Providers (SSPs).

The Business Process Standards for Payments and Funds Control developed collaboratively by all agencies within the FM LoB allow CFOs to unify business processes across their department or agency. Standard business processes also bring efficiencies to SSPs by ensuring that all customer agencies use the same processes for transactions. The FM LoB will extend this work, developing standard business processes for reimbursables and for receivables.

The FM LoB developed a Migration Planning Guidance, telling agencies how to evaluate and select SSPs, and how to migrate their operations to that Provider.

The FM LoB is developing a Charge Card Interface to save agencies the cost of developing these themselves. The FM LoB is also developing standard interfaces with common systems (e.g. Lines of Business and E-Gov initiatives). By defining government-wide common interfaces, agencies avoid the expense of defining these interfaces themselves. Uniformity in these interfaces also reduces audit time and expense, and insures uniform business process standards.

The FM LoB alignment of Common Government-wide Accounting Code structure and Business Process Standard implementation with Treasury central systems will allow all agencies to improve business process and enables reliable data interchange across departments and agencies interfacing to the Treasury central systems.

Geospatial LoB (Managing Partner DoI) -

The Department of Defense is looking forward to the returns on investments from the Geospatial LoB with regard to the efficiency and synergy across the government. The LoB provides more immediate access to geospatial information that would lead to improved productivity, improved mission delivery, and increased service to citizens. Geospatially enabling traditional business data will improve business process efficiency, allow for geographically based work planning and investment processes, assist in infrastructure asset tracking, improve mission delivery, and promote use of business intelligence in the Department's decision support systems. The LoB is intended to establish methods for improved processes of doing business using geospatial information.

Grants Management LoB (Managing Partners HHS and NSF) -

DoD manages more than 6,000 grants and agreements that result in annual obligations of over \$3.2 billion. Most of the agreements are for research and related purposes. DoD also provides awards to State National Guard offices, to communities impacted by base realignment and closure activities, as well as support for other economic development activities. DoD's research and related activities account for about two-thirds of the dollars and about 80 percent of the transactions.

Automated services available through Consortia will decrease agency reliance on manual and paper-based processing, benefiting those program areas that handle larger numbers of transactions. Consortium Lead agencies will spread operations and maintenance (O&M) costs, and development, modernization, and enhancement (DME) costs across agencies, decreasing the burden that any one agency must bear.

GM LoB will enable the adoption of common reporting standards, improving DoD's ability to provide agency- and government-wide reports on financial assistance activities and results.

Service to constituents will be improved through the standardization and streamlining of business processes. There will be greater commonality in the government's "face" that is presented to the recipient community. Constituents will benefit as they will have fewer unique agency systems and processes to learn; grantees' ability to learn how to use the system will be improved and reliance on call center technical support will be reduced. Consortium Lead agencies will also provide grantees with online access to standard post-award reports, decreasing the number of unique agency-specific reporting requirements.

Human Resources Management LoB (Managing Partner OPM) -

DoD is one of the five Federal HR LOB Shared Service Centers (SSC), as designated by OPM, to provide human resource, payroll and other human resource services and solutions to the Federal workforce. DoD provides HR LOB services to the entire DoD Civilian population along with a number of non-DoD Federal Departments and agencies. DoD leverages the HR LoB vision and principles to support and deliver Government-wide, modern, cost-effective, standardized, and interoperable HR solutions. These solutions provide core and non-core functionality and services to support the strategic management of human capital and addressing duplicative HR systems and processes across the Federal Government. DoD has leveraged this initiative to streamline HR operations and service delivery across the department and deliver HR solutions to our customers. It also allows DoD to distribute the cost of managing HR systems and processes across a larger customer base, reducing costs to operate these systems and solutions. Additionally, DoD's involvement in the HR LoB allows them to help shape the Government-wide solution as well as contribute to, and benefit from, best practices and lessons learned as developed and shared by the HR LOB SSC community.

The DoD SSC has worked with OPM, the HR LOB SSC's and customers to develop and validate target requirements for SSC and Enterprise Architecture (EA) models for business process (Business Reference Model), business services (Service Component Model), performance measurement (Performance Model), data (Data Model), and technology (Technical Model) relating to the Federal human resources function. These artifacts present a common view of and vocabulary for the Federal HR function. This unified understanding provides a tangible basis for standardization and common solutions -- the dimensions that underlie the Human Resources Line of Business. Federal agencies are able to use this information and guidance to formulate their specific agency requirements for HR functions and manage the transition to a SSC. Since each agency does not have to formulate its own HR enterprise architecture; this unified effort has allowed agencies to save significant time and resources. The EA artifacts also facilitate the mapping of individual agency architectures to OMB's Federal Transition Framework.

IT Infrastructure LoB (Managing Partner GSA) -

The initiative benefits DoD through improved IT performance, greater efficiencies in IT infrastructure investments, and consistency and standardization of infrastructure platforms. The ITI LoB will provide DoD with best practice data and industry-wide performance metrics to validate and/or improve existing performance.

Over the past ten years, the DoD has worked to optimize its IT infrastructure by consolidating DoD data computing centers operated by the Defense Information Systems Agency (DISA), reducing the number of mainframe computing centers from 194 to 5 today and saving hundreds of millions of dollars per year in infrastructure operating costs by doing so. More recently, the Department of the Navy has experienced operational benefits through its implementation and deployment of the Navy Marine Corps Intranet – the ultimate advantage is increased combat readiness and effectiveness for the war fighter.

The IT Infrastructure Line of Business focuses on many of the same issues that DoD has faced and highlights the importance of taking a federated approach allowing IT executives to manage trade offs between IT infrastructure efficiency and effectiveness within the context of the impact to the agency mission. DoD will leverage the ITI LoB in the continued optimization of its infrastructure through what is called the Enterprise Information Environment Mission Area.

Department of Education

The E-Government initiatives serve citizens, businesses, and Federal employees by delivering high quality services more efficiently at a lower price. Instead of expensive “stove-piped” operations, agencies work together to develop common solutions which achieve mission requirements at reduced cost, thereby making resources available for higher priority needs.

The Department of Education (ED) is providing funding in FY 2008 to the following E-Government Initiatives:		
Government to Citizen Portfolio	Government to Business Portfolio	Government to Government Portfolio
<ul style="list-style-type: none"> ▪ Disaster Assistance Improvement Plan 	<ul style="list-style-type: none"> ▪ Business Gateway ▪ E-Rulemaking 	<ul style="list-style-type: none"> ▪ Grants.gov
Internal Efficiency and Effectiveness Portfolio	Lines of Business (LoB)	
<ul style="list-style-type: none"> ▪ Integrated Acquisition Environment ▪ Integrated Acquisition Environment - Loans and Grants 	<ul style="list-style-type: none"> ▪ Budget Formulation and Execution LoB ▪ Financial Management LoB ▪ Geospatial LoB ▪ Grants Management LoB ▪ Human Resources Management LoB ▪ IT Infrastructure LoB 	

Benefits realized through the use of these initiatives are as follows:

Government to Citizen Portfolio

Disaster Assistance Improvement Plan (Managing Partner DHS) -

The Disaster Assistance Improvement Program (DAIP) is a government-wide initiative to improve the delivery of assistance to disaster victims. Through modification of an existing E-Gov initiative, GovBenefits.gov, DAIP provides a one-stop portal for those affected by disasters by providing information on programs offering disaster assistance and screening of benefits for which they may be eligible. After determining their eligibility, users may apply for disaster assistance benefits using a single application through FEMA, leading to a more simplified, streamlined process. All benefit applications are adjudicated by the appropriate agency. DAIP will also allow returning users to check the status of the request for benefits available through the single application. DAIP includes member agencies that have programs that: provide benefits for persons in response to disasters; help facilitate the application and delivery process through validation; have other resources that may assist disaster victims; or are otherwise relevant to those who are impacted by disasters. During its first year of operation, the DAIP Program Office will quantify and report on the benefits and cost savings for each member agency.

As an agency with information that is relevant to individuals affected by a disaster, the Department of Education will integrate with DAIP to provide an alternate mechanism for providing information to disaster victims. This will support delivery of assistance to disaster victims and will reduce agency direct inquiries about individual assistance.

Government to Business Portfolio

Business Gateway (Managing Partner SBA) - (data for forms and compliance links are as of October 30, 2007)

Business Gateway provides cost savings and expanded services to ED. Cost savings are derived by reduced call center costs due to reduced call volumes. Business Gateway's outreach efforts have led to additional outlets for advertisement of ED's service offerings. Furthermore, Business Gateway's increased access to consolidated regulatory compliance information benefits ED and its mission of "promoting educational excellence for all Americans."

Educational institutions need to be aware of, and comply with, laws and regulations from numerous agencies. Rather than having to visit multiple agency websites, school administrators can access the government resources through one simple gateway, Business.gov. Business.gov now contains 55 ED forms and 214 ED links.

- **Burden reduction:** Businesses looking for ED compliance regulations can save time and money by going to Business.gov
- **Online forms:** By making 55 forms (to date) available on the Forms.gov website, citizens have quick and easy web access to ED forms.
- **Regulatory compliance:** The Business.gov website enables ED to comply with the reporting requirement for the Small Business Paperwork Relief Act (SBPRA).
- **Core mission support:** The Business Gateway initiative supports ED in meeting its public service commitment for customer transparency by providing its business customers with available and seamless access to information about its compliance requirements.

Benefits to ED bureaus:

- **Office of Postsecondary Education (OPE)** – Business Gateway provides 13 forms in support of students, teachers, and administrators at the postsecondary level.
- **Federal Student Aid (FSA)** – ED's participation in Business Gateway allows the agency to better communicate FSA's regulations and policies to the business community through its 21 FSA forms.
- **Office of Safe and Drug Free Schools (OSDFS)** – Business Gateway supports safe schools by providing 12 ED forms to businesses involved in ensuring drug-free schools.
- **Office of Special Education and Rehabilitative Services (OSERS)** – Business Gateway helps those with disabilities to obtain education-related grants and helps those conducting disability and rehabilitation research by providing three forms.

E-Rulemaking (Managing Partner EPA) -

The Department of Education's mission is to strengthen the Federal commitment to assuring access to equal educational opportunity for every individual. In addition, the Department seeks to increase involvement of the public in Federal education programs. Through the use of FDMS, the E-Rulemaking Program supports ED's outreach efforts by providing a simple, easy-to-use access point for all Department regulatory material. ED completed its migration to FDMS in March 2007.

By implementing FDMS, ED's internal rulemaking business processes have been made more transparent and open for public participation. ED is able to offer centralized and immediate access to materials supporting their rulemaking actions in addition to the comments received via the Internet. Further, FDMS provides ED a secure, centralized electronic repository for managing its rulemaking development via distributed management of data and role-based user access. Between January and October 2007, ED posted 124 *Federal Register* notices and 16 rules and proposed rules in Regulations.gov. ED received more than 1,256 public comments on these actions via Regulations.gov.

ED benefits in several ways through its participation and reliance on FDMS and Regulations.gov. ED gains substantial benefits by improving the transparency of its rulemaking actions as well as increasing public participation in the regulatory process. Direct budget cost savings and cost avoidance result from ED's transition to FDMS and Regulations.gov, enabling the Department to discontinue agency specific efforts to develop, deploy, and operate agency specific individual online docket and public comment systems. Over five years, it is estimated that ED would avoid costs of nearly \$400,000 over having the Department independently create alternative options that would provide similar services. These figures were calculated in the summer of 2007 by an independent economist hired by the E-Rulemaking Program to develop a Cost-Benefit Model.

Government to Government Portfolio

Grants.gov (Managing Partner HHS) -

The Grants.gov initiative continues to benefit the Department of Education (ED) and its grant programs by providing a single location to publish grant funding opportunities and application packages, and by providing a single site for the grants community to apply for grants using common forms, processes, and systems. The Department was the first to post an application on Grants.gov and one of the initial adopters of utilizing Grants.gov to receive applications. The Department met the 100 percent target in FY 2007 (including approved OMB exceptions). Since inception, ED has posted approximately 650 funding opportunities and nearly 300 application packages on Grants.gov. To date, ED has received approximately 15,000 electronic applications from the grants community via Grants.gov. As such, ED ranks in the top 5 in the number of applications received via Grants.gov since inception.

Internal Efficiency and Effectiveness Portfolio

Integrated Acquisition Environment (Managing Partner GSA) –

Through adoption of the tools and services provided by IAE, ED improves its ability to make informed and efficient purchasing decisions and allows it to replace manual processes. If ED were not allowed to use the IAE systems, they would need to build and maintain separate systems to record vendor and contract information, and to post procurement opportunities. Agency purchasing officials would not have access to databases of important information from other agencies on vendor performance and could not use systems to replace paper-based and labor-intensive efforts. For FY 2007, ED realized estimated benefits of \$297,661 based on the processes, personnel, roles, steps, and actions involved. In addition, the agency realized an estimated cost avoidance of \$11,559 and estimated operational cost savings of \$63,059.

- **Central Contractor Registration (CCR):** Provides ED single source of trading partner data. CCR Tools enable ED access to current socio-economic and financial information as needed for their contractors, grantees, and other entitlement program participants without maintenance.
 - The automated collection and management of CCR-type vendor data for its intended purposes is estimated to avoid the equivalent of 0.9 man-hours per award transaction based on the processes, personnel, roles, steps, and actions involved. This resulted in a savings of approximately 3,196 hours for the agency in FY 2007.
 - Trading Partners: Enables trading partners to provide required information into a central data base for use across the Federal enterprise instead of submitting to each Government office.
- **Excluded Party Listing Service (EPLS):** Access via standard internet browser enables ED to search for excluded parties prior to award of contracts, grants, and other programs.
 - The automated collection and management of EPLS-type data for its intended purposes is estimated to avoid the equivalent of 0.2 man-hours per subject award transaction

based on the processes, personnel, roles, steps, and actions involved. This resulted in a savings of approximately 710 hours for the agency in FY 2007.

- Public/Federal Security: EPLS enables the elimination of excluded parties from receiving contract awards, protecting the taxpayers' investment and Federal
- Contract Spending: Users include banks and mortgage companies.
- **Electronic Subcontract Reporting System (eSRS):** For ED, the eSRS automates the collection and management of Individual Subcontract Reports (ISR, formerly SF-294) and Summary Subcontract Reports (SSR, formerly SF-295) data.
 - The automated collection and management of eSRS-type data for its intended purposes is estimated to avoid the equivalent of 0.3 government man-hours per subject award transaction that requires subcontracting plans based on the processes, personnel, roles, steps, and actions involved.
 - Small Business/Prime Contractors: Provides an automated filing and reporting capability for contractors using sub-contractors ensuring proper sub-contractor usage.
- **Federal Business Opportunity (FBO):** FBO is a source for contracting opportunities. Enables ED to automate management of the competitive notice processes.
 - Cost savings are realized by eliminating time delays, labor, supplies/resource usage, equipment wear, and expenditures related to: printing, photocopying, ink and paper usage, postage, maintenance of interested vendor lists; mailing, correction of mailing addresses, settling disagreements over misaddressed mailings, investigation of returned non-deliveries of notices, etc. The automated management of the processes is estimated to avoid labor equivalent to 2.5 government man-hours per subject transaction based on the processes, personnel, roles, steps, and actions involved. This resulted in a savings of approximately 1,155 hours for the agency in FY 2007.
 - Public/Federal Security: Provides a secure facility to protect secure but unclassified technical documentation related to solicitations.
- **Federal Technical Documents System (FedTeDS):** Controls access to secure but unclassified documents. FedTeds provides ED with a secure service for storage and distribution of secure but unclassified documents for solicitations.
 - Cost avoidance is realized by eliminating time delays, labor, supplies/resource usage, equipment wear, & expenditures related to: printing, photocopying, ink & paper usage, postage, maintenance of interested vendor lists; mailing, correction of mailing addresses, settling disagreements over misaddressed mailings, investigation of returned non-deliveries of notices, etc. The automated management of the processes is estimated to avoid labor equivalent to 2.5 government man-hours per subject transaction based upon the processes, personnel, roles, steps, and actions involved.
 - Public / Federal Security: Provides a secure facility to protect secure but unclassified technical documentation related to solicitations.
- **Federal Procurement Data System – Next Generation (FPDS-NG):** Provides ED with an automated capability to directly report awards real time from the ED contract writing systems and extract reports of award data on demand.
 - Discontinue the ED feeder system; facilitate real time reporting integrated with agency contract writing systems. This resulted in a savings of approximately 486 hours for the agency in FY 2007.
 - Congress/Public: Automates the dissemination of contract award data and incorporates public access.
- **Online Representation and Certification (ORCA):** Online Representation and Certification replaces solicitation Section K. Automates the previous Section K paper response to solicitations to ED. In addition, automate ED specific Representation and Certifications to further eliminate paper requirements on solicitations. Finally, automated the Standard Form 300 page 2 equivalent to reduce the redundant paper requirement for the Architect-Engineering business process.

- ORCA efficiencies compared to the equivalent manual management of the necessary representations and certifications for subject transactions are estimated to avoid the equivalent of 1.2 government man-hours per contract based on the processes, personnel, roles, steps, and actions involved. This resulted in a savings of approximately 252 hours for the agency in FY 2007.
 - Contractors: Reduces time, cost, and inaccuracies for contractors responding to Federal solicitations. ORCA provides for a single annual submission to replace the previous repetitive input in every solicitation.
- **Wage Determination Online (WDOL):** Provides Service Contract Act and Davis Bacon Act labor rates. Makes available the most current labor rates to ED for services and construction programs.
 - Cost savings are realized by eliminating time delays, labor, supplies/resource usage, equipment wear, and expenditures related to: printing, photocopying, ink and paper usage, and postage for corresponding with contractors. The automated management of the processes is estimated to avoid labor equivalent to 1.5 government man-hours per wage determination request based on the processes, personnel, roles, steps, and actions involved. This resulted in a savings of approximately 153 hours for the agency in FY 2007.
 - Public: Ensures that appropriate labor rates are included in a contract for the labor categories specified in the Service Contract Act and Davis-Bacon Act.

Integrated Acquisition Environment - Loans and Grants (Managing Partner GSA) -

All agencies participating in the awarding of Loans & Grants benefit through access to a centralized solution to provide consistent, government-wide identifiers for award recipients. Cross-government cooperation to determine unique identifiers for Loans & Grants transactions furthers the agencies ability to maintain data integrity while additionally enhancing the transparency of federal program performance information, funding, and Loans & Grants solicitations.

Lines of Business

Budget Formulation and Execution LoB (Managing Partner ED) -

BFE LoB provides significant benefits to partner agencies by encouraging best practices crossing all aspects of federal budgeting – from budget formulation and execution to performance to human capital and staffing needs.

To benefit all agencies, including ED, BFE LoB, in conjunction with Department of the Treasury as the system owner, made available the first shared fee-for-service budget formulation system, the Budget Formulation and Execution Manager (BFEM). BFE LoB and Treasury are currently gathering requirements for a new Performance Measure Manager (PMM) module that will allow users to automate the definition, collection, and reporting of all types of performance measures. The PMM will be available in 2008. The BFEM system is an option for Energy and any Energy component that is in need of a budget formulation or performance measurement system.

To help agencies assess their budget systems requirements, BFE LoB created a decision matrix. ED will benefit from using this matrix as a starting point in determining specific system needs. In 2008, BFE LoB will further benefit agencies by evaluating known budget systems against the decision matrix and making that information available so each agency can avoid the cost of performing that step individually.

In addition, BFE LoB created a secure government-only collaboration website, known as the “MAX Federal Community.” This provides a significant benefit for collaboration across and within agencies. It is used within the budget community, and has been expanded to serve other related communities, such as

Grants, Financial Management, Performance, and Planning. ED currently has 100 users that are registered and eligible to take advantage of the MAX Federal Community. The Community site is commonly used for sharing information, collaboratively drafting documents, supporting workgroups, and much more. Education is beginning to actively use the Community site for collaborations within their agency and with other agencies. Examples include posting budget guidance, collaborating with Chief Information Officers on Exhibit 300s, and sharing information with OMB.

Financial Management LoB (Managing Partner GSA) -

Agencies participating in the FM LoB benefit from the government-wide enterprise architecture standards developed by the FM LoB. These improve the management of financial information within their agencies.

The Common Government-wide Accounting Code standard allows Chief Financial Officers (CFOs) to aggregate and report data across bureaus and departments.

The Performance Metrics for application hosting allows CFOs and other managers to compare operational efficiency and effectiveness among their own bureaus; and between Shared Service Providers.

The Business Process Standards for Payments and Funds Control developed collaboratively by all agencies within the FM LoB allow CFOs to unify business processes across their department or agency. Standard business processes also bring efficiencies to Shared Service Providers by ensuring that all customer agencies use the same processes for transactions. The FM LoB will extend this work, developing standard business processes for reimbursables and for receivables.

The FM LoB developed a Migration Planning Guidance, telling agencies how to evaluate and select Shared Service Providers, and how to migrate their operations to that Provider.

The FM LoB is developing a Charge Card Interface to save agencies the cost of developing these themselves. The FM LoB is also developing standard interfaces with common systems (e.g. Lines of Business and E-Gov initiatives). By defining government-wide common interfaces, agencies avoid the expense of defining these interfaces themselves. Uniformity in these interfaces also reduces audit time and expense, and insures uniform business process standards.

The FM LoB alignment of Common Government-wide Accounting Code structure and Business Process Standard implementation with Treasury central systems will allow all agencies to improve business process and enables reliable data interchange across departments and agencies interfacing to the Treasury central systems.

Geospatial LoB (Managing Partner DoI) -

The Department of Education (ED) administers programs which provide financial aid for eligible applicants for elementary, secondary, and college education; for the education of individuals with disabilities and of those who are disadvantaged or gifted; and for the education of immigrants, American Indians, and people with limited English proficiency. ED would benefit from geospatial systems and data to meet their mission goals by using location-based applications to more effectively manage their programs. The LoB provides more immediate access to geospatial information that would lead to improved productivity, improved mission delivery, and increased service to their customers. Geospatially enabling traditional business data will improve business process efficiency, allow for geographically based work planning and investment processes, assist in infrastructure asset tracking, improve mission delivery, and promote use of business intelligence in the department's decision support systems.

Grants Management LoB (Managing Partners HHS and NSF) -

ED made approximately 17,000 discretionary and formula grant awards in FY 2007 equaling approximately \$42 billion. As a Consortium Lead, ED has access to best practices and guidance on setting up Consortium operations, descriptions of vendors in the grants market, research on grant-making

agencies to aid marketing efforts, and white papers on service level agreements (SLAs), funding and pricing strategies, and marketing and outreach. While ED's full life-cycle consortia grants management system is not yet operational and to date has not realized cost savings, it is expected that the overall cost savings will be realized government-wide after the system has been implemented and Consortium partners have migrated and shut down their agency-specific systems. However, there is a potential to begin realizing some government-wide cost savings beginning of fiscal year 2008 after ED implements the first phase of their grant offering in Q1 FY 2008 and partnerships are formed to utilize the initial offering.

ED anticipates the key benefit will be having a centralized location to download all applications, make awards, and track awards to closeout. Automated business processes available through Consortia will decrease agency reliance on manual and paper-based processing. Consortium Lead agencies will spread operations and maintenance (O&M) costs, and development, modernization, and enhancement (DME) costs across agencies, decreasing the burden that any one agency must bear.

GM LoB will lead to a reduction in the number of systems of record for grants data across the government and the development of common reporting standards, improving ED's ability to provide agency- and government-wide reports on grant activities and results. As a Consortium Lead agency, use of a consolidated grants management solution will help ED and its partners comply with the Federal Financial Assistance Management Improvement Act of 1999 and the Federal Funding Accountability and Transparency Act of 2006.

Service to constituents will be improved through the standardization and streamlining of government-wide grants business processes. The public will save time as a result of quicker notification and faster payments due to an automated system for grants processing. Furthermore, GM LoB will minimize complex and varying agency-specific requirements and increase grantee ease of use on Federal grants management systems. Constituents will benefit as they will have fewer unique agency systems and processes to learn; grantees' ability to learn how to use the system will be improved and reliance on call center technical support will be reduced. Consortium Lead agencies will also provide grantees with online access to standard post-award reports, decreasing the number of unique agency-specific reporting requirements.

Human Resources Management LoB (Managing Partner OPM) -

ED benefits through its use of best-in-class HR services and systems provided by one of the approved service providers. Through its adoption of an approved service provider, the agency can achieve the benefits of "best-in-class" HR solutions without the costs of developing and maintaining their own HR systems. Employees across the agency benefit from improved HR services. ED's involvement in the HR LoB allows it to help shape the government-wide solution as well as best practices and lessons learned as developed by task force and other agencies.

The HR LoB has worked with participating agencies to develop and validate Target Requirements for Shared Service Centers and Enterprise Architecture (EA) models for business process (Business Reference Model), business services (Service Component Model), performance measurement (Performance Model), data (Data Model), and technology (Technical Model) relating to the Federal human resources function. These artifacts present a common view of and vocabulary for the Federal HR function that provide a tangible basis for standardization and common solutions -- the dimensions that underlie the Human Resources Line of Business. Federal agencies are able to use this information and guidance to formulate their specific agency requirements for HR functions and manage the transition to a shared service center. Since each agency does not have to formulate its own HR enterprise architecture, this unified effort has allowed agencies to save significant time and resources. The EA artifacts also facilitate the mapping of individual agency architectures to OMB's Federal Transition Framework.

IT Infrastructure LoB (Managing Partner GSA) -

The initiative benefits ED through improved IT performance, greater efficiencies in IT infrastructure investments, and consistency and standardization of infrastructure platforms. The ITI LoB will provide ED with best-practice data and industry-wide performance metrics to validate and/or improve existing performance.

Given that ED is primarily located in the Washington, DC area, ED stands to benefit most from the information and solutions relating to End User Systems & Support, and Mainframes and Servers Systems & Support.

ED's participation in this program will result in higher service levels at a more effective cost. Large government purchases will establish a baseline for ED related acquisitions that will prove valuable when negotiating prices for hardware and software. A 10-15 percent gain in productivity is expected, because of this program.

ED expects to realize significant benefit in improved mission delivery. The bulk of this activity will come as a result of an enhanced infrastructure that takes advantage of direct electronic interface with ED customers. Infrastructure certification and accreditation will be significantly enhanced above what it is today. At least a 20-25 percent improvement in mission delivery is expected by taking advantage of this program. Enhanced infrastructure performance will directly result in improved mission delivery to the public.

Department of Energy

The E-Government initiatives serve citizens, businesses, and Federal employees by delivering high quality services more efficiently at a lower price. Instead of expensive “stove-piped” operations, agencies work together to develop common solutions which achieve mission requirements at reduced cost, thereby making resources available for higher priority needs.

The Department of Energy (DoE) is providing funding in FY 2008 to the following E-Government Initiatives:		
<p>Government to Citizen Portfolio</p> <ul style="list-style-type: none"> Disaster Assistance Improvement Plan 	<p>Government to Business Portfolio</p> <ul style="list-style-type: none"> Business Gateway E-Rulemaking 	<p>Government to Government Portfolio</p> <ul style="list-style-type: none"> Grants.gov
<p>Internal Efficiency and Effectiveness Portfolio</p> <ul style="list-style-type: none"> Integrated Acquisition Environment Integrated Acquisition Environment - Loans and Grants 	<p>Lines of Business (LoB)</p> <ul style="list-style-type: none"> Budget Formulation and Execution LoB Financial Management LoB Geospatial LoB Grants Management LoB Human Resources Management LoB IT Infrastructure LoB 	

Benefits realized through the use of these initiatives are as follows:

Government to Citizen Portfolio

Disaster Assistance Improvement Plan (Managing Partner DHS) -

The Disaster Assistance Improvement Program (DAIP) is a government-wide initiative to improve the delivery of assistance to disaster victims. Through modification of an existing E-Gov initiative, GovBenefits.gov, DAIP provides a one-stop portal for those affected by disasters by providing information on programs offering disaster assistance and screening of benefits for which they may be eligible. After determining their eligibility, users may apply for disaster assistance benefits using a single application through FEMA, leading to a more simplified, streamlined process. All benefit applications are adjudicated by the appropriate agency. DAIP will also allow returning users to check the status of the request for benefits available through the single application. DAIP includes member agencies that have programs that: provide benefits for persons in response to disasters; help facilitate the application and delivery process through validation; have other resources that may assist disaster victims; or are otherwise relevant to those who are impacted by disasters. During its first year of operation, the DAIP Program Office will quantify and report on the benefits and cost savings for each member agency.

As an agency with information that is relevant to individuals affected by a disaster, the Department of Energy will integrate with DAIP to provide an alternate mechanism for providing information to disaster victims. This will support delivery of assistance to disaster victims and will reduce agency direct inquiries about individual assistance.

Government to Business Portfolio

Business Gateway (Managing Partner SBA) - (data for forms and compliance links are as of October 30, 2007)

By creating a single portal for business information, such as regulatory compliance information, Business Gateway directly benefits DoE's "customers" (e.g., petroleum producers, energy providers, waste management businesses, etc.), many of whom are subject to complex regulatory requirements across multiple agencies. This project reduces DoE's forms processing, systems development, and maintenance costs, consistent with DoE's support of the President's Management Agenda. In addition, Business.gov contains more than 1,700 compliance links.

- DoE's constituents could potentially receive significant benefits from Business Gateway including time and cost savings, assistance in compliance with the Small Business Paperwork Relief Act, and reduction in burden hours. Through increased outreach, more constituents will be able to realize these benefits.
- DoE will receive:
 - Contact center savings: Due to the use of Business.gov and Forms.gov a decrease in misdirected calls is expected to result in cost savings for DoE.
 - Maintenance savings: Business.gov's search technology will provide DoE with valuable user statistics and feedback, enabling it to simplify content management on its business compliance site.
 - Increased forms management: By making 153 forms (to date) available on Forms.gov, DoE saves agency time in forms management, and is expected to produce significant savings in paper and postage.
 - Increased exposure: Business.gov now houses more than 1,700 DoE compliance links (to date) providing cross-agency effectiveness to American businesses.
 - Reduced burden on field offices: By directing compliance-related inquiries to Business.gov, agencies with field offices will save training and staff-time dollars.
 - Data harmonization: Every federal agency should have or participate in at least one "vertical" opportunity; In the case of DoE, for example, an Energy vertical that ties together DoE, Environmental Protection Agency, Department of Transportation, and others in a process that monitors "cradle-to-grave" energy generation for the petroleum and nuclear industries offers such potential. Department of the Interior and Department of Labor together saved \$341,000 in the first three years of their vertical, and are expected to save \$570,000 over 5 years.

Benefits to Department of Energy bureaus:

- **Environmental and Other Defense Activities** – Business Gateway assists private contractors employed by DoE in the process of cleaning up contaminated sites and disposal of radioactive waste through easy access to regulatory forms and information. Similarly, Business Gateway provides companies within the energy sector with ready access to the environmental regulations with which they must comply.
- **Energy Programs** – Business Gateway furthers Energy Programs' mission to increase the viability and deployment of renewable energy technologies and increase energy efficiency in all aspects of the economy. Business.gov increases access to Energy Efficiency and Renewal Energy Office (EERE) information and helps educate businesses on energy-efficient technologies and on financing sources available to fund industrial energy efficiency improvements.
- **National Nuclear Safety Administration (NNSA)** – Business Gateway helps the NNSA fulfill its mission by increasing access to information and resources through links to relevant areas of DoE's website.
- **Power Marketing Administrations** – Business Gateway helps the Power Marketing Administrations by increasing access to their regional web sites through the 126 DoE forms and 1,773 links on Business.gov.

E-Rulemaking (Managing Partner EPA) -

The Department of Energy manages rulemaking materials (e.g., *Federal Register* documents; supporting analyses; and public comments) in a secure, centralized repository which provides the public with a single-point of contact on the Internet at Regulations.gov. By implementing the Federal Docket Management System (FDMS), DoE's internal rulemaking business processes will be made more transparent and open for public participation. Further, FDMS provides DoE with a secure, centralized electronic repository for managing its rulemaking development via distributed management of data and role-based user access, reducing data storage costs, and allowing regulation writers an easy way to collaborate on rulemaking actions. Between January and October 2007, DoE posted 2,156 *Federal Register* notices and 93 rules and proposed rules in Regulations.gov. DoE received 65 public comments on these actions via Regulations.gov.

DoE benefits in several ways through its participation and reliance on FDMS and Regulations.gov. DoE gains substantial benefits by improving the transparency of its rulemaking actions as well as increasing public participation in the regulatory process. Direct budget cost savings and cost avoidance result from DoE's transition to FDMS and Regulations.gov, enabling the Department to discontinue agency specific efforts to develop, deploy and operate agency specific individual online docket and public comment systems. Over five years, it is estimated that DoE would avoid costs of nearly \$1.5 million over having the Department independently create alternative options that would provide similar services. These figures were calculated in the summer of 2007 by an independent economist hired by the E-Rulemaking Program to develop a Cost-Benefit Model.

Benefits to Department of Energy bureaus (all statistics are from January 2007 through October 2007 unless otherwise noted):

- **Energy Efficiency and Renewal Energy Office (EERE)** – FDMS benefits the EERE by supporting its outreach to states, local communities, private individuals, and businesses. EERE posted 60 *Federal Register* notices and 28 rules and proposed rules in Regulations.gov and received 9 comments.
- **Energy Information Agency (EIA)** – EIA posted 38 *Federal Register* notices and 17 rules and proposed rules in Regulations.gov.
- **Southwest Power Administration (SWPA)** – SWPA posted 2 *Federal Register* notices in Regulations.gov.
- **Western Area Power Administration (WAPA)** – WAPA posted 19 *Federal Register* notices and 1 proposed rule in Regulations.gov.
- **Bonneville Power Administration (BPA)** – BPA posted 6 *Federal Register* notices in Regulations.gov.
- **Department of Energy Headquarters** – DoE HQ posted 152 *Federal Register* notices, 13 rules and proposed rules, and 65 public submissions in Regulations.gov and received 31 comments.

Government to Government Portfolio

Grants.gov (Managing Partner HHS) -

The initiative benefits DoE and specifically the National Nuclear Security Administration (NNSA), Office of Corporate Management, Office of Electricity Delivery and Energy Reliability, Office of Energy Efficiency, Office of Environment, Safety, and Health, Office of Environmental Management, Office of Fossil Energy, Office of Legacy Management, Office of Nuclear Energy, Office of Radioactive Waste Management, and Office of Science by providing a single location to publish grants funding opportunities and application packages, and by providing a single site for the grants community to locate and apply for grants using common forms, processes, and systems. Specifically:

- DoE's applicants now have easy access to opportunities at other agencies they might not have been aware of previously;

- Applicants to other agencies who were not aware of DoE's programs now have visibility into DoE's announcements which may result in reaching a more diverse pool of applicants; and
- Grants.gov has provided an incentive for DoE to further standardize and streamline its processes to use the common set of forms available at Grants.gov to the extent possible and minimize the use of DoE, program office, and program specific forms.

In FY 2007, DoE posted 93 synopses and 93 application packages on Grants.gov. DoE received a total of 6,270 applications through Grants.gov in FY 2007.

Internal Efficiency and Effectiveness Portfolio

Integrated Acquisition Environment (Managing Partner GSA) -

Through adoption of the tools and services provided by IAE, DoE improves its ability to make informed and efficient purchasing decisions and allows it to replace manual processes. If DoE were not allowed to use the IAE systems, they would need to build and maintain separate systems to record vendor and contract information, and to post procurement opportunities. Agency purchasing officials would not have access to databases of important information from other agencies on vendor performance and could not use systems to replace paper-based and labor-intensive efforts. For FY 2007, DoE received estimated benefits of \$1,047,956 based on the processes, personnel, roles, steps, and actions involved. In addition, the agency realized an estimated cost avoidance of \$327,822 and estimated operational cost savings of \$1,788,383.

- **Central Contractor Registration (CCR):** Provides DoE single source of trading partner data. CCR Tools enable DoE access to current socio-economic and financial information as needed for their contractors without maintenance.
 - The automated collection and management of CCR-type vendor data for its intended purposes is estimated to avoid the equivalent of 0.9 man-hours per award transaction based on the processes, personnel, roles, steps, and actions involved. This resulted in a savings of approximately 5,477 hours for the agency in FY 2007.
 - Trading Partners: Enables trading partners to provide required information into a central data base for use across the Federal enterprise instead of submitting to each Government office.
- **Excluded Party Listing Service (EPLS):** Access via standard internet browser enables DoE to search for excluded parties prior to contract award.
 - The automated collection and management of EPLS-type data for its intended purposes is estimated to avoid the equivalent of 0.2 man-hours per subject award transaction based on the processes, personnel, roles, steps, and actions involved. This resulted in a savings of approximately 1,217 hours for the agency in FY 2007.
 - Public/Federal Security: Enables the elimination of excluded parties from receiving contract awards, protecting the taxpayers' investment and Federal contract spending. Users include banks and mortgage companies.
- **Electronic Subcontract Reporting System (eSRS):** For the DoE, the eSRS automates the collection and management of Individual Subcontract Reports (ISR, formerly SF-294) and Summary Subcontract Reports (SSR, formerly SF-295) data. eSRS enabled DoE to discontinue and sunset its legacy system.
 - The automated collection and management of eSRS-type data for its intended purposes is estimated to avoid the equivalent of 0.3 government man-hours per subject award transaction that requires subcontracting plans based on the processes, personnel, roles, steps, and actions involved. This resulted in a savings of approximately 205 hours for the agency in FY 2007.
 - Small Business/Prime Contractors: Provides an automated filing and reporting capability for contractors using sub-contractors ensuring proper sub-contractor usage.

- **Federal Business Opportunity (FBO):** FBO is a source for contracting opportunities. Enables the DoE to automate management of the competitive notice processes.
 - Cost avoidance is realized by eliminating time delays, labor, supplies/resource usage, equipment wear, and expenditures related to: printing, photocopying, ink and paper usage, postage, maintenance of interested vendor lists; mailing, correction of mailing addresses, settling disagreements over misaddressed mailings, investigation of returned non-deliveries of notices, etc. The automated management of the competitive notice processes is estimated to avoid the equivalent of 5.5 government man-hours per subject transaction based on the processes, personnel, roles, steps, and actions involved. This resulted in a savings of approximately 8,806 hours for the agency in FY 2007.
 - Small Business/Contractors: Enables contractors and small businesses to access Federal solicitations using standard internet browser capabilities and provides an e-mail notification process for new postings. This further eliminates the need to check websites from every contracting office for bidding opportunities.
- **Federal Technical Documents System (FedTeDS):** FedTeds provides DoE with a secure service for storage and distribution of secure but unclassified documents for solicitations for conventional power plants, nuclear power plants and nuclear waste sites throughout the United States.
 - Cost avoidance is realized by eliminating time delays, labor, supplies/resource usage, equipment wear, and expenditures related to: printing, photocopying, ink and paper usage, postage, maintenance of interested vendor lists; mailing, correction of mailing addresses, settling disagreements over misaddressed mailings, investigation of returned non-deliveries of notices, etc. The automated management of the processes is estimated to avoid labor equivalent to 2.5 government man-hours per subject transaction based on the processes, personnel, roles, steps, and actions involved.
 - Public/Federal Security: Provides a secure facility to protect secure but unclassified technical documentation related to solicitations.
- **Federal Procurement Data System – Next Generation (FPDS-NG):** Provides DoE with an automated capability to directly report awards real time from the DoE contract writing systems and extract reports of award data on demand.
 - Discontinue the DoE feeder system; facilitate real time reporting integrated with agency contract writing systems. This resulted in a savings of approximately 1,082 hours for the agency in FY 2007.
 - Congress/Public: Automates the dissemination of contract award data and incorporates public access.
- **Online Representation and Certification (ORCA):** Online Representation and Certification replaces solicitation Section K. Automates the previous Section K paper response to solicitations to DoE.
 - ORCA efficiencies compared to the equivalent manual management of the necessary representations and certifications for subject transactions are estimated to avoid the equivalent of 1.2 government man-hours per contract based on the processes, personnel, roles, steps, and actions involved. This resulted in a savings of approximately 1,921 hours for the agency in FY 2007.
 - Contractors: Reduces time, cost, and inaccuracies for contractors responding to Federal solicitations. ORCA provides for a single annual submission to replace the previous repetitive input in every solicitation.
- **Wage Determination Online (WDOL):** Provides Service Contract Act and Davis Bacon Act labor rates. Makes available the most current labor rates to DoE for service and construction programs.
 - Cost avoidance is realized by eliminating time delays, labor, supplies/resource usage, equipment wear, and expenditures related to: printing, photocopying, ink and paper usage, and postage for corresponding with contractors. The automated management of the processes is estimated to avoid labor equivalent to 1.5 government man-hours per

wage determination request based on the processes, personnel, roles, steps, and actions involved. This resulted in a savings of approximately 2,259 hours for the agency in FY 2007.

- Public: Ensures that appropriate labor rates are included in a contract for the labor categories specified in the Service Contract Act and Davis-Bacon Act.

Integrated Acquisition Environment - Loans and Grants (Managing Partner GSA) -

All agencies participating in the awarding of Loans & Grants benefit through access to a centralized solution to provide consistent, government-wide identifiers for award recipients. Cross-government cooperation to determine unique identifiers for Loans & Grants transactions furthers the agencies ability to maintain data integrity while additionally enhancing the transparency of federal program performance information, funding, and Loans & Grants solicitations.

Lines of Business

Budget Formulation and Execution LoB (Managing Partner ED) -

BFE LoB provides significant benefits to partner agencies by encouraging best practices crossing all aspects of federal budgeting – from budget formulation and execution to performance to human capital and staffing needs.

To benefit all agencies including the Department of Energy, BFE LoB, in conjunction with the Department of the Treasury as the system owner, made available the first shared fee-for-service budget formulation system, the Budget Formulation and Execution Manager (BFEM). BFE LoB and Treasury are currently gathering requirements for a new Performance Measure Manager (PMM) module that will allow users to automate the definition, collection, and reporting of all types of performance measures. The PMM will be available in 2008. The BFEM system is an option for Energy and any Energy component that is in need of a budget formulation or performance measurement system.

To help agencies assess their budget systems requirements, BFE LoB created a decision matrix. Energy will benefit from using this matrix as a starting point in determining specific system needs. In 2008, BFE LoB will further benefit agencies by evaluating known budget systems against the decision matrix and making that information available so each agency can avoid the cost of performing that step individually.

In addition, BFE LoB created a secure government-only collaboration website, known as the “MAX Federal Community.” This provides a significant benefit for collaboration across and within agencies. It is used within the budget community, and has been expanded to serve other related communities, such as Grants, Financial Management, Performance, and Planning. Energy currently has 137 users that are registered and eligible to take advantage of the MAX Federal Community. The Community site is commonly used for sharing information, collaboratively drafting documents, supporting workgroups, and much more. Energy is beginning to actively use the Community site for collaborations within their agency and with other agencies. Examples include posting budget guidance, collaborating with Chief Information Officers on Exhibit 300s, and sharing information with OMB.

Financial Management LoB (Managing Partner GSA) -

Agencies participating in the FM LoB benefit from the government-wide enterprise architecture standards developed by the FM LoB. These improve the management of financial information within their agencies.

The Common Government-wide Accounting Code standard allows Chief Financial Officers (CFOs) to aggregate and report data across bureaus and departments.

The Performance Metrics for application hosting allows CFOs and other managers to compare operational efficiency and effectiveness among their own bureaus; and between Shared Service Providers (SSPs).

The Business Process Standards for Payments and Funds Control developed collaboratively by all agencies within the FM LoB allow CFOs to unify business processes across their department or agency. Standard business processes also bring efficiencies to SSPs by ensuring that all customer agencies use the same processes for transactions. The FM LoB will extend this work, developing standard business processes for reimbursables and for receivables.

The FM LoB developed a Migration Planning Guidance, telling agencies how to evaluate and select SSPs, and how to migrate their operations to that Provider.

The FM LoB is developing a Charge Card Interface to save agencies the cost of developing these themselves. The FM LoB is also developing standard interfaces with common systems (e.g. Lines of Business and E-Gov initiatives). By defining government-wide common interfaces, agencies avoid the expense of defining these interfaces themselves. Uniformity in these interfaces also reduces audit time and expense, and insures uniform business process standards.

The FM LoB alignment of Common Government-wide Accounting Code structure and Business Process Standard implementation with Treasury central systems will allow all agencies to improve business process and enables reliable data interchange across departments and agencies interfacing to the Treasury central systems.

Geospatial LoB (Managing Partner DoI) -

The Department of Energy (DoE) is looking forward to returns on investments from the Geospatial LoB including:

- Improved communication and transparency of the Federal Geographic Data Committee (FGDC).
- The Geospatial LoB's Common Solution Technical Architecture (CS/TA) calls for a realignment of the roles & responsibilities for the operational oversight and management of the FGDC. This realignment will allow a multi-agency leadership and prioritization of activities necessary to effectively and efficiently direct the Federal government's geospatial goals and objectives as identified in the Geospatial LoB.
- Service Level Agreements (SLAs) will provide an opportunity to establish a consistent level of geospatial services across the Federal government that DoE will leverage.
- SmartBUY License Vehicles will be used to leverage economies of scale to broker national procurement contract vehicles (services, hardware, software, data) for the Federal community resulting in incremental cost savings that will also benefit the DoE.

Grants Management LoB (Managing Partners HHS and NSF) -

As of the end of FY 2007, DoE had 5,975 active assistance awards with total obligations to date of approximately \$24 billion. DoE anticipates the key benefit will be having a centralized location to download all applications, make awards, and track awards to closeout. DoE had previously centralized the receipt of applications from all DoE offices into a single back office system. Automated business processes will decrease agency reliance on manual and paper-based processing and operations and maintenance (O&M) costs, and development, modernization, and enhancement (DME) costs across agencies, decreasing the burden that any one agency must bear.

DoE will be implementing a single solution for processing the entire award cycle for both our procurement and assistance activities DoE-wide. DoE does not yet have any cost savings data. In FY 2009, DoE will begin to achieve some cost savings as we will be able to begin decommissioning some of the legacy systems which will be replaced by our GM LoB single solution. GM LoB will lead to a reduction in the number of systems of record for grants data across DoE and the government and the development of common reporting standards, improving DoE's ability to provide agency- and government-wide reports on grant activities and results. Migrating to a single solution will help DoE comply with the Federal Financial

Assistance Management Improvement Act of 1999 and the Federal Funding Accountability and Transparency Act of 2006.

Service to constituents will be improved through the standardization and streamlining of government-wide grants business processes. The public will receive time savings as a result of quicker notification and faster payments due to an automated system for grants processing. Furthermore, GM LoB will minimize complex and varying agency-specific requirements and increase grantee ease of use on Federal grants management systems. Constituents will benefit as they will have fewer unique agency systems and processes to learn; grantees' ability to learn how to use the system will be improved and reliance on call center technical support will be reduced. Consortium Lead agencies will also provide grantees with online access to standard post-award reports, decreasing the number of unique agency-specific reporting requirements.

Human Resources Management LoB (Managing Partner OPM) -

DoE benefits through its use of best-in-class HR services and systems provided by one of the approved service providers. Through its adoption of an approved service provider, the agency can achieve the benefits of "best-in-class" HR solutions without the costs of developing and maintaining their own HR systems. Employees across the agency benefit from improved HR services. DoE's involvement in the HR LoB allows them to help shape the government-wide solution as well as best practices and lessons learned as developed by task force and other agencies.

The HR LoB has worked with participating agencies to develop and validate Target Requirements for Shared Service Centers and Enterprise Architecture (EA) models for business process (Business Reference Model), business services (Service Component Model), performance measurement (Performance Model), data (Data Model), and technology (Technical Model) relating to the Federal human resources function. These artifacts present a common view of and vocabulary for the Federal HR function that provide a tangible basis for standardization and common solutions -- the dimensions that underlie the Human Resources Line of Business. Federal agencies are able to use this information and guidance to formulate their specific agency requirements for HR functions and manage the transition to a shared service center. Since each agency does not have to formulate its own HR enterprise architecture, this unified effort has allowed agencies to save significant time and resources. The EA artifacts also facilitate the mapping of individual agency architectures to OMB's Federal Transition Framework.

IT Infrastructure LoB (Managing Partner GSA) -

The initiative benefits DoE through improved IT performance, greater efficiencies in IT infrastructure investments, and consistency and standardization of infrastructure platforms. The ITI LoB will provide DoE with best practice data and industry-wide performance metrics to validate and/or improve existing performance.

DoE is a large, decentralized organization where the infrastructure supports about 15,000 users that will be consolidated via the DoE IT A76 contract and over 90,000 users segmented in over 20 Management and Operating (M&O) contracts. Both the management of DoE's complex infrastructure and the measurement of performance can be difficult in this environment. The ITI LoB will define benchmarks in key infrastructure service areas against which agencies will be able to determine whether infrastructure operations are cost effective and efficient or whether improvements are necessary. This will allow DoE to focus on those service areas where improvements will generate the maximum value to the agency.

Department of Health and Human Services

The E-Government initiatives serve citizens, businesses, and Federal employees by delivering high quality services more efficiently at a lower price. Instead of expensive “stove-piped” operations, agencies work together to develop common solutions which achieve mission requirements at reduced cost, thereby making resources available for higher priority needs.

The Department of Health and Human Services (HHS) is providing funding in FY 2008 to the following E-Government Initiatives:		
<p>Government to Citizen Portfolio</p> <ul style="list-style-type: none"> Disaster Assistance Improvement Plan 	<p>Government to Business Portfolio</p> <ul style="list-style-type: none"> Business Gateway E-Rulemaking 	<p>Government to Government Portfolio</p> <ul style="list-style-type: none"> E-Vital Grants.gov
<p>Internal Efficiency and Effectiveness Portfolio</p> <ul style="list-style-type: none"> E-Gov Travel Integrated Acquisition Environment Integrated Acquisition Environment - Loans and Grants 	<p>Lines of Business (LoB)</p> <ul style="list-style-type: none"> Budget Formulation and Execution LoB Federal Health Architecture LoB Financial Management LoB Geospatial LoB Grants Management LoB Human Resources Management LoB IT Infrastructure LoB 	

Benefits realized through the use of these initiatives are as follows:

Government to Citizen Portfolio

Disaster Assistance Improvement Plan (Managing Partner DHS) -

The Disaster Assistance Improvement Program (DAIP) is a government-wide initiative to improve the delivery of assistance to disaster victims. Through modification of an existing E-Gov initiative, GovBenefits.gov, DAIP provides a one-stop portal for those affected by disasters by providing information on programs offering disaster assistance and screening of benefits for which they may be eligible. After determining their eligibility, users may apply for disaster assistance benefits using a single application through FEMA, leading to a more simplified, streamlined process. All benefit applications are adjudicated by the appropriate agency. DAIP will also allow returning users to check the status of the request for benefits available through the single application. DAIP includes member agencies that have programs that: provide benefits for persons in response to disasters; help facilitate the application and delivery process through validation; have other resources that may assist disaster victims; or are otherwise relevant to those who are impacted by disasters. During its first year of operation, the DAIP Program Office will quantify and report on the benefits and cost savings for each member agency.

At the initial launch of DAIP, all disaster assistance programs that may be of relevance to disaster victims will be included in the pre-screening functionality of DAIP. Disaster victims, who may be eligible for benefits under these HHS programs, will be presented with information about these programs, including referral information for state/local offices that an applicant can go to in order to apply for these benefits. Once HHS is integrated, DAIP may provide an online application intake/update application/review status capability that will drive cost savings by directing applicants to lower cost alternatives.

As an agency that also provides information that is relevant to individuals affected by a disaster, the Department of Health & Human Services will integrate with DAIP to provide an alternate mechanism for providing information to disaster victims. Both conduits of information to disaster victims will support delivery of assistance to disaster victims and will reduce agency direct inquiries about individual assistance.

Government to Business Portfolio

Business Gateway (Managing Partner SBA) - (data for forms and compliance links are as of October 30, 2007)

By creating a single portal for business information, such as regulatory compliance information, Business Gateway directly benefits HHS' "customers" (e.g., pharmaceutical companies, hospitals, doctors, etc.), many of whom are subject to complex regulatory requirements across multiple agencies.

- HHS' constituents could potentially receive significant benefits from Business Gateway including time and cost savings, assistance in compliance with the Small Business Paperwork Relief Act, and reduction in burden hours. Through increased outreach, more constituents will be able to realize these benefits.
- HHS will receive:
 - Contact center savings: Due to the use of Business.gov and Forms.gov a decrease in misdirected calls is expected to result in cost savings for HHS.
 - Maintenance savings: Business.gov's search technology will provide HHS with valuable user statistics and feedback, enabling it to simplify content management on its business compliance site.
 - Increased forms management: By making 377 forms (to date) available on Forms.gov, HHS saves agency time in forms management, and is expected to produce significant savings in paper and postage.
 - Increased exposure: Business.gov now houses 2,598 HHS compliance links (to date) providing cross-agency effectiveness to American businesses.
 - Data harmonization: Every federal agency should have or participate in at least one "vertical" opportunity; in the case of HHS, for example, opportunities to harmonize forms and data collection processes exist with the healthcare industry, DHS and DoD to report on and control the effects of a biological warfare attack on the United States. DoI and DoL together saved \$341,000 in the first three years of their vertical, and are expected to save \$570,000 over 5 years.

Business Gateway Article Quote:

"Business.gov continues to expand its offerings of resources and tools to help small businesses comply with federal government regulations. Responding to feedback from its business community users, Business.gov has developed a tool that helps businesses determine their license and permit requirements."

-- *Winning Bids Magazine*

Benefits to Department of Health and Human Services operating divisions:

- **Centers for Medicare & Medicaid Services (CMS)** – Business Gateway helps CMS by increasing businesses' access to CMS programs information including Medicare and Medicaid. Business.gov currently contains 189 CMS forms and 138 links.
- **Food and Drug Administration (FDA)** – Business Gateway helps promote FDA's mission by providing access to 116 forms and 1,182 links relevant to FDA compliance.
- **Centers for Disease Control and Prevention (CDC)** – Business Gateway benefits the CDC by centralizing information for the business owner. Business.gov currently houses 32 forms and 4 links related to CDC compliance information.
- **National Institutes of Health (NIH)** – Business Gateway.gov enhances businesses' access to occupational health research and grant information, and supports NIH's commitment to cooperating with small businesses and providing access to health-related potential contract opportunities with NIH. Currently, Business.gov contains 12 NIH forms in the forms catalog.

- **Health Resources & Services Administration (HRSA)** – Business.gov benefits HRSA by supporting its primary mission to improve American public health by providing healthcare professionals with up to date information concerning federal programs, grants, and nationwide shortages in healthcare services. Business.gov contains 9 forms and 8 links to relevant information on health resources and services.
- **Indian Health Service (IHS)** – Business Gateway helps IHS by providing access to health information regarding culturally acceptable and comprehensive healthcare services to the American Indian and the Alaska Native populations. Business.gov contains 6 forms and additional resources to service this need.
- **Substance Abuse & Mental Health Services Administration (SAMHSA)** – Business Gateway provides both businesses and citizens with ready access to compliance and other information related to SAMHSA's mission. Business.gov contains 4 forms and 25 links for businesses to use when dealing with issues related to drug-use prevention.
- **Agency for Healthcare Research & Quality (AHRQ)** – Business Gateway helps AHRQ by providing increased awareness of AHRQ's best practices and health care research and data.
- **Administration for Children & Families (ACF)** – Business Gateway helps ACF by providing access to federal programs that promote the economic and social well-being of families, children, individuals, and communities. Business.gov currently provides 18 links to ACF-related compliance information.
- **Administration on Aging (AoA)** – Business.gov helps AoA by providing increased awareness of the Public Health and Welfare Act that provides opportunities for employment with no discriminatory personnel practices because of age.

E-Rulemaking (Managing Partner EPA) -

HHS's many responsibilities including protection health related issues, health grants administration, and program level responsibilities such as Medicare and Medicaid require the agency to issue extensive rules and regulations. HHS completed migration of its agencies to the Federal Docket Management System (FDMS) in January 2008. The remaining agencies, the Food and Drug Administration and the Centers for Medicaid and Medicare Services, will complete migration to FDMS in January 2008. Between January and October 2007, HHS and its operating divisions posted 2,588 *Federal Register* notices and 223 rules and proposed rules in Regulations.gov.

HHS benefits in several ways through its participation and reliance on FDMS and Regulations.gov. HHS gains substantial benefits by improving the transparency of its rulemaking actions as well as increasing public participation in the regulatory process. Direct budget cost savings and cost avoidance result from HHS's transition to FDMS and Regulations.gov, enabling the Department to discontinue efforts to develop, deploy, and operate agency specific individual online docket and public comment systems.

Benefits to Department of Health and Human Services operating divisions (all statistics are from January 2007 through October 2007 unless otherwise noted):

- **Food and Drug Administration (FDA)** – The FDA is responsible for protecting the public health by assuring the safety, efficacy, and security of human and veterinary drugs, biological products, medical devices, our nation's food supply, cosmetics, and products that emit radiation. The FDA is also responsible for advancing the public health by helping to speed innovations that make medicines and foods more effective, safer, and more affordable; and helping the public get the accurate, science-based information they need to use medicines and foods to improve their health. To carry out these tasks, the FDA has a very active notice and regulatory program. FDA published 455 *Federal Register* notices and 138 rules and proposed rules and received more than 2,300 public comments via Regulations.gov during that time.
- **Centers for Disease Control and Prevention (CDC)** – By relying on FDMS to support their regulatory and notice activities, the CDC provides a single site to broadcast mission critical information crucial to understanding the implications of their findings and recommended actions. CDC published 272 *Federal Register* notices, and 1 proposed rule in Regulations.gov.

- **Centers for Medicare and Medicaid Services (CMS)** – CMS posted 150 *Federal Register* notices and 60 rules and proposed rules.
- **Administration for Children and Families (ACF)** – ACF is responsible for Federal programs promoting the economic and social well-being of families, children, individuals, and communities. While their regulatory activities are very limited, ACF does publish a significant number of notices. By implementing FDMS, ACF is able to accept electronic feedback on their notices and to more accurately gauge the impacts of their actions. ACF posted 122 *Federal Register* notices and 4 rules and proposed rules in Regulations.gov.
- **Indian Health Services (IHS)** – IHS is currently pursuing a number of initiatives to meet the particular health and social needs of Native Americans. FDMS assists IHS by providing a dependable means to disseminate information and collect feedback on the effectiveness of these initiatives. IHS posted 16 *Federal Register* notices and 2 proposed rules in Regulations.gov.
- **National Institutes of Health (NIH)** – NIH posted 1,081 *Federal Register* notices and 1 rule in Regulations.gov.
- **Additional HHS Operating Divisions** – There are several other sub-agencies that are part of HHS. Each supports specific health related aspects and performs various levels of regulatory and notice activities. Among these include: Administration on Aging (AoA), Agency for Healthcare and Research and Quality (AHRQ), Agency for Toxic Substances and Disease Registry (ATSDR), Health Resources and Service Administration (HRSA), and the Substance Abuse and Mental Health Services Administration (SAMSHA). ATSDR published 5 *Federal Register* notices; HRSA published a total of 135 notices and 4 proposed rules; SAMSHA published 65 notices; AoA published 10 notices, and AHRQ published 41 notices in Regulations.gov.
- **Department of Health and Human Services HQ** – HHS HQ posted 234 *Federal Register* notices and 11 rules and proposed rules in Regulations.gov.

Government to Government Portfolio

E-Vital (Managing Partner HHS) -

Section 7211 of The Intelligence Reform and Terrorism Prevention Act requires the Secretary of Health and Human Services to establish standards for acceptance of birth certificates by Federal agencies for official purposes in an attempt to reduce birth certificate fraud and the associated criminal activity. Birth certificates are proof that a birth occurred and was officially recorded. However, the use of birth certificates has evolved to where they are recognized as proof of age, place of birth, and identity, and used extensively for employment purposes and to obtain benefits such as Medicaid and Social Security services and documents such as driver's licenses, Social Security Administration (SSA) cards, U.S. passports, and State identification documents. Birth certificates have become the "path of least resistance" for fraud as the security features in other documents, such as driver's licenses, SSA cards, and immigration documents, have increased in sophistication. The Act requires the Secretary of Health and Human Services, by regulation and in consultation with other designated Federal agencies, to establish certain minimum standards for birth certificates for use by Federal agencies for official purposes. It also seeks to improve the security of birth certificates and facilitate the electronic exchange and matching of birth and death records to preclude the inappropriate issuance and use of birth certificates and/or certified copies of birth certificates.

Recognizing the need for protecting against the inappropriate issuance and use of birth certificates and the need for secure and responsive systems and procedures to support this effort, The Intelligence Reform Act also authorizes the awarding of grants to the States to assist them with (1) conforming to the minimum standards for birth certificates outlined in the regulations, and (2) computerizing their birth and death records, developing a method for matching birth and death certificates, and noting the fact of death on birth certificates of deceased people. Through the development of these standards and the more secure and responsive systems for information collection, transmission and sharing needed to meet these standards; identify fraud and inappropriate payments for benefits will be reduced. Also the

timeliness of vital statistics which comes from these systems and provides the basic health status measures for communities, states and the nation will be substantially improved.

Grants.gov (Managing Partner HHS) -

The initiative benefits HHS and specifically its Operating Divisions (ACF, AoA, AHRQ, CDC, CMS, Departmental Management, FDA, HRSA, IHS, NIH, and SAMHSA) by providing a single location to publish grants funding opportunities and application packages, and by providing a single site for the grants community to locate and apply for grants using common forms, processes, and systems. In FY 2007, HHS posted over 1,000 packages and received 108,436 application submissions – more than doubling 52,088 received in FY 2006 with NIH substantially increasing its application submissions from 47,254 to 89,439 submissions.

HHS estimates each grantee's application processing time is reduced by five hours per application through the use of Grants.gov, resulting in an overall reduction of approximately 250,000 hours in applicant time.

Grants.gov Highlight:

HHS estimates each grantee's application processing time is reduced by five hours per application through the use of Grants.gov, resulting in an overall reduction of approximately 250,000 hours in applicant time.

Additionally, Grants.gov enabled HHS's Operating Divisions to consolidate the number of grants management systems in use, reducing system development and operating costs. HHS's Operating Divisions are also standardizing business processes around Grants.gov – providing the added benefit of a grants management staffing more flexible and deployable across the operating divisions as needed to process grants.

Internal Efficiency and Effectiveness Portfolio

E-Gov Travel (Managing Partner GSA) -

HHS began migrating its travel services to Northrop Grumman Mission Systems (NGMS), one of the three designated E-Gov Travel Service (ETS) providers, in Q2 FY 2005. Currently 11 of 12 operational divisions are fully deployed and are realizing the following benefits: HHS and NGMS have set up a business system interface that allows the Centers for Disease Control (CDC) to immediately identify the worldwide location of HHS associates. HHS has been able to eradicate costly, inefficient paper processing. HHS continues to process vouchers through the ETS and processed over 13,900 in September 2007. HHS uses a non-ETS Travel Management Center (TMC) for travel reservation services. By a reduction of traveler and manager time for planning, arranging, authorizing, approving and post-travel reimbursement processing, HHS realized in FY 2007 a cost avoidance of over \$2,300,000.

Integrated Acquisition Environment (Managing Partner GSA) –

Through adoption of the tools and services provided by IAE, HHS improves its ability to make informed and efficient purchasing decisions and allows it to replace manual processes. If HHS were not allowed to use the IAE systems, they would need to build and maintain separate systems to record vendor and contract information, and to post procurement opportunities. Agency purchasing officials would not have access to databases of important information from other agencies on vendor performance and could not use systems to replace paper-based and labor-intensive efforts. For FY 2007, HHS received estimated benefits of \$746,850 based on the processes, personnel, roles, steps, and actions involved. In addition, the agency realized an estimated cost avoidance of \$189,653 and estimated operational cost savings of \$1,034,622.

- **Central Contractor Registration (CCR):** Provides HHS single source of trading partner data. CCR Tools enable HHS access to current socio-economic and financial information as needed for their contractors, grantees, and other entitlement program participants without maintenance.
 - The automated collection and management of CCR-type vendor data for its intended purposes is estimated to avoid the equivalent of 0.9 man-hours per award transaction based on the processes, personnel, roles, steps, and actions involved.

- Trading Partners: Enables trading partners to provide required information into a central data base for use across the Federal enterprise instead of submitting to each Government office.
- **Excluded Party Listing Service (EPLS):** Access via standard internet browser enables HHS to search for excluded parties prior to award of contracts, grants and other entitlement or financial programs.
 - The automated collection and management of EPLS-type data for its intended purposes is estimated to avoid the equivalent of 0.2 man-hours per subject award transaction based on the processes, personnel, roles, steps, and actions involved.
 - Public/Federal Security: Enables the elimination of excluded parties from receiving contract awards, protecting the taxpayers' investment and Federal contract spending. Users include banks and mortgage companies.
- **Electronic Subcontract Reporting System (eSRS):** For the HHS, the eSRS automates the collection and management of Individual Subcontract Reports (ISR, formerly SF-294) and Summary Subcontract Reports (SSR, formerly SF-295) data.
 - The automated collection and management of eSRS-type data for its intended purposes is estimated to avoid the equivalent of 0.3 government man-hours per subject award transaction that requires subcontracting plans based on the processes, personnel, roles, steps, and actions involved. This resulted in a savings of approximately 276 hours for the agency in FY 2007.
 - Small Business/Prime Contractors: Provides an automated filing and reporting capability for contractors using sub-contractors ensuring proper sub-contractor usage.
- **Federal Business Opportunity (FBO):** FBO is a source for contracting opportunities. Enables the HHS to automate management of the competitive notice processes.
 - Cost avoidance is realized by eliminating time delays, labor, supplies/resource usage, equipment wear, and expenditures related to: printing, photocopying, ink and paper usage, postage, maintenance of interested vendor lists; mailing, correction of mailing addresses, settling disagreements over misaddressed mailings, investigation of returned non-deliveries of notices, etc. The automated management of the competitive notice processes is estimated to avoid the equivalent of 5.5 government man-hours per subject transaction based on the processes, personnel, roles, steps, and actions involved. This resulted in a savings of approximately 30,729 hours for the agency in FY 2007.
 - Small Business/Contractors: Enables contractors and small businesses to access Federal solicitations using standard internet browser capabilities and provides an e-mail notification process for new postings. This further eliminates the need to check websites from every contracting office for bidding opportunities.
- **Federal Technical Documents System (FedTeDS):** FedTeds provides HHS with a secure service for storage and distribution of secure but unclassified documents for solicitations.
 - Cost avoidance is realized by eliminating time delays, labor, supplies/resource usage, equipment wear, and expenditures related to: printing, photocopying, ink and paper usage, postage, maintenance of interested vendor lists; mailing, correction of mailing addresses, settling disagreements over misaddressed mailings, investigation of returned non-deliveries of notices, etc. The automated management of the processes is estimated to avoid labor equivalent to 2.5 government man-hours per subject transaction based on the processes, personnel, roles, steps, and actions involved.
 - Public/Federal Security: Provides a secure facility to protect secure but unclassified technical documentation related to solicitations.
- **Federal Procurement Data System – Next Generation (FPDS-NG):** Provides HHS with an automated capability to directly report awards real time from the HHS contract writing systems and extract reports of award data on demand.
 - Discontinue the HHS feeder system; facilitate real time reporting integrated with agency contract writing systems. This resulted in a savings of approximately 7,492 hours for the agency in FY 2007.

- Congress/Public: Automates the dissemination of contract award data and incorporates public access.
- **Online Representation and Certification (ORCA):** Online Representation and Certification replaces solicitation Section K. Automates the previous Section K paper response to solicitations to HHS.
 - ORCA efficiencies compared to the equivalent manual management of the necessary representations and certifications for subject transactions are estimated to avoid the equivalent of 1.2 government man-hours per contract based on the processes, personnel, roles, steps, and actions involved.
 - Contractors: Reduces time, cost, and inaccuracies for contractors responding to Federal solicitations. ORCA provides for a single annual submission to replace the previous repetitive input in every solicitation.
- **Wage Determination Online (WDOL):** Provides Service Contract Act and Davis Bacon Act labor rates. Makes available the most current labor rates to HHS for service and construction programs.
 - Cost avoidance is realized by eliminating time delays, labor, supplies/resource usage, equipment wear, and expenditures related to: printing, photocopying, ink and paper usage, and postage for corresponding with contractors. The automated management of the processes is estimated to avoid labor equivalent to 1.5 government man-hours per wage determination request based on the processes, personnel, roles, steps, and actions involved.
 - Public: Ensures that appropriate labor rates are included in a contract for the labor categories specified in the Service Contract Act and Davis-Bacon Act.

Integrated Acquisition Environment - Loans and Grants (Managing Partner GSA) -

All agencies participating in the awarding of Loans & Grants benefit through access to a centralized solution to provide consistent, government-wide identifiers for award recipients. Cross-government cooperation to determine unique identifiers for Loans & Grants transactions furthers the agencies ability to maintain data integrity while additionally enhancing the transparency of federal program performance information, funding, and Loans & Grants solicitations.

Lines of Business

Budget Formulation and Execution LoB (Managing Partner ED) -

BFE LoB provides significant benefits to partner agencies by encouraging best practices crossing all aspects of federal budgeting – from budget formulation and execution to performance to human capital and staffing needs.

BFE LoB created a secure government-only collaboration website, known as the “MAX Federal Community.” This provides a significant benefit for collaboration across and within agencies, and improves the efficiency of issue-specific government-wide budget data collections. It is used within the budget community, and has been expanded to serve other related communities, such as Grants, Financial Management, Performance, and Planning. HHS currently has 362 users that are registered and eligible to take advantage of the MAX Federal Community. The Community site is commonly used for sharing information, collaboratively drafting documents, supporting workgroups, and much more. DOJ is beginning to actively use the Community site for collaborations within their agency and with other agencies. Examples include posting budget guidance, collaborating with Chief Information Officers on Exhibit 300s, and sharing information with OMB.

The BFE LoB, in conjunction with Department of the Treasury as the system owner, made available the first shared fee-for-service budget formulation system, the Budget Formulation and Execution Manager (BFEM) that assists with many of the tasks involved in preparing budget justifications for submission to

OMB and the Congress. BFE LoB and Treasury are currently gathering requirements for a new Performance Measure Manager (PMM) module that will allow users to automate the definition, collection, and reporting of performance measures reported along with budget justifications. The PMM will be available in 2008. A component of HHS, Administration for Children and Families, plans to use BFEM for their 2010 budget cycle, and will be sharing their experiences within HHS.

To help agencies assess their budget systems requirements, BFE LoB created a decision matrix, which HHS can use as a starting point in determining specific system needs. In 2008, BFE LoB will evaluate known budget systems against the decision matrix and make that information available so each agency can avoid the cost of performing that step individually.

Federal Health Architecture LoB (Managing Partner HHS) -

HHS administers many programs covering a wide spectrum of activities, and is the largest grant-making agency in the Federal government. HHS programs provide direct health care services, health care insurance, health science research, disease prevention, food and drug safety, and medical preparedness for bio-terrorism, natural disasters and other emergencies. To be effective these services must be delivered in the most efficient and cost-effective manner possible. In carrying out its mission, HHS works closely with Federal partners, state, local, and tribal governments, service providers, and the general public (including all other clients, consultants, collaborators, and stakeholders).

FHA strives to have an enterprise impact across 26 federal agencies including the participating HHS operating divisions - Administration for Children and Family, Administration on Aging, Agency for Healthcare Research and Quality, Agency for Toxic Substances and Disease Registry, Centers for Disease Control, Centers for Medicare & Medicaid Services, Food and Drug Administration, Health Resources and Services Administration, Indian Health Services, National Institutes of Health, and Substance Abuse and Mental Health Services Administration. With so many different health care functions represented within HHS, it is critical to ensure that their individual needs are met with respect to their needs for receiving, processing, and transmitting health information across within HHS and across all other agencies with health related activities like DOD, VA, SSA, DHS, USDA and others. With that, FHA's charter is to provide the tools and services for agencies to have a secure exchange of interoperable health information.

The steps towards achieving interoperable health information exchange with participation in a nationwide health information exchange and implementation of interoperable standards will lead to great efficiencies at reduced cost in the delivery of healthcare for our nation. This required FHA to provide the following services:

Implementing interoperable HIT standards: FHA has continued its core mission to identify, recommend, and implement health-related standards in areas such as medical vocabularies (e.g., disabilities terminology standards and allergy terminology standards), messaging, data, and security. This includes facilitating federal partner review of HITSP (standards harmonization body) Requirements, Design and Standards Selection (RDSS) documents and Interoperability Specification Inspection Testing related to laboratory results reporting, biosurveillance, medication history, registration summary and emergency responder -Electronic Health Record (EHR).

Implementing interoperable Health Information Exchanges: Through FHA NHIN-Connect initiative, the federal government will enable federal agencies to have connectivity to the Nationwide Health Information Network. A planned demonstration of this federal health information exchange will address three Use Cases (Wounded Warrior, PAHPA, Long-term care and disability) in 2008.

Implementing interoperable Health Information Exchanges: Through FHA NHIN-Connect initiative, the federal government will enable federal agencies to have connectivity to the Nationwide Health Information Network. A planned demonstration of this federal health information exchange will address three Use Cases (Wounded Warrior, PAHPA, Long-term care and disability) in 2008.

Establishing a federal HIT architecture framework: Federal agencies must have a transition strategy, with a roadmap on how an agency will transform its business among its component agencies to meet their goals. Transition strategy and planning are key elements of an enterprise architecture lifecycle. The strategy captures the information that will take an agency from its current (as-is) environment to a target (to-be) state. FHA has developed enterprise architecture products from the National Health IT Agenda to help guide the HHS transition planning and strategies.

Educating the federal stakeholders about HIT: Accompanying all FHA initiatives are educational sessions designed to increase understanding of the National Health IT agenda and its impact on federal agency mission and operations, as well as well as course instruction regarding standards and their implementation. Some 160 HHS personnel have participated in this effort.

Measuring Progress: FHA has made available to HHS, the Department of Defense and the Department of Veteran Affairs both an Investment Planning Guide and a Reporting Guide that supports federal agencies' annual health IT investment planning process, ensures investments are aligned with the National Health IT agenda, and facilitates submission of health information reports to improve reporting quality and reduce the administrative burden for federal agencies

The FHA Food Safety Work Group (FSWG) supports HHS collaboration with other agencies with an integral role in safeguarding our nation's food supply (e.g. USDA, FDA, CBP and DHS). The FSWG presented aspects of the future food safety import process and its work to the Interagency Working Group on Import Safety (HSPD-21) established by the White House. The Working Group requested that the FSWG submit recommendations for consideration as part of their recommendations to the President. The final report on Import Safety reflected aspects of the FSWG efforts to improve import safety and reduce risks to U.S. citizens.

Financial Management LoB (Managing Partner GSA) -

Agencies participating in the FM LoB benefit from the government-wide enterprise architecture standards developed by the FM LoB. These improve the management of financial information within their agencies.

The Common Government-wide Accounting Code standard allows Chief Financial Officers (CFOs) to aggregate and report data across bureaus and departments.

The Performance Metrics for application hosting allows CFOs and other managers to compare operational efficiency and effectiveness among their own bureaus; and between Shared Service Providers (SSPs).

The Business Process Standards for Payments and Funds Control developed collaboratively by all agencies within the FM LoB allow CFOs to unify business processes across their department or agency. Standard business processes also bring efficiencies to SSPs by ensuring that all customer agencies use the same processes for transactions. The FM LoB will extend this work, developing standard business processes for reimbursables and for receivables.

The FM LoB developed a Migration Planning Guidance, telling agencies how to evaluate and select SSPs, and how to migrate their operations to that Provider.

The FM LoB is developing a Charge Card Interface to save agencies the cost of developing these themselves. The FM LoB is also developing standard interfaces with common systems (e.g. Lines of Business and E-Gov initiatives). By defining government-wide common interfaces, agencies avoid the expense of defining these interfaces themselves. Uniformity in these interfaces also reduces audit time and expense, and insures uniform business process standards.

The FM LoB alignment of Common Government-wide Accounting Code structure and Business Process Standard implementation with Treasury central systems will allow all agencies to improve business process and enables reliable data interchange across departments and agencies interfacing to the Treasury central systems.

Geospatial LoB (Managing Partner DoI) -

HHS is responsible for the public health related theme as outlined in OMB Circular A-16 and is looking forward to benefits from the Geospatial LoB in terms of efficient and cost effective public information and services. The Secretary's Operation Center (SOC) currently has a small enterprise geo-database used to provide the decision makers of HHS with current status maps of all of the events that are being tracked in the SOC. The Center for Disease Control (CDC), Administration for Children and Families (ACF), Medicare/Medicaid Services (CMS), and Health Resources and Services Administration (HRSA) would benefit from enhanced governance processes, improved business planning and investment strategies, and optimization and standardization of geospatial business data when promoting the economic and social well-being of families, children, individuals, and communities.

Grants Management LoB (Managing Partners HHS and NSF) -

HHS manages 76,205 grant awards equaling approximately \$274 billion. HHS anticipates the key benefit to its operating divisions, including Administration for Children and Families (ACF), Administration on Aging (AoA), Agency for Healthcare Research and Quality (AHRQ), Centers for Disease Control and Prevention (CDC), Centers for Medicare and Medicaid Services (CMS), Departmental Management (DM), Food and Drug Administration (FDA), Health Resources and Services Administration (HRSA), Indian Health Services (IHS), National Institutes of Health (NIH), Office of the Inspector General (OIG), and Substance Abuse and Mental Health Services Administration (SAMHSA), is having a centralized location to download all applications, make awards, and track awards to closeout. As a Consortium Lead, ACF has three non-HHS Consortium members, USDA Food Safety & Inspection Service (FSIS), the Denali Commission, and Treasury Community Development Financial Institutions (CDFI) Fund. ACF also provides services to HHS sub-agencies, including AoA, CMS, HRSA, OPHS and IHS. Benefits to ACF consortia members include a shorter time to identify funding opportunities, a uniform grant application process via Grants.gov, and a uniform reporting process via the Online Data Collection (OLDC) module. These sub-agencies experience cost avoidance and savings as system DME costs were curtailed at HHS in FY 2007. Cost savings to agencies ranged between 20 percent and 75 percent.

Automated business processes available through Consortia have decreased agency reliance on manual and paper-based processing. Consortium Lead agencies have spread operations and maintenance (O&M) costs, and development, modernization, and enhancement (DME) costs across agencies, decreasing the burden that any one agency must bear.

GM LoB has led to a reduction in the number of systems of record for grants data across HHS and the government and the development of common reporting standards, improving HHS's ability to provide agency- and government-wide reports on grant activities and results. Migrating to a Consortium Lead agency has helped HHS comply with the Federal Financial Assistance Management Improvement Act of 1999 and the Federal Funding Accountability and Transparency Act of 2006.

Service to constituents will be improved through the standardization and streamlining of government-wide grants business processes. The public receives time savings as a result of quicker notification and faster payments due to an automated system for grants processing. Furthermore, GM LoB will minimize complex and varying agency-specific requirements and increase grantee ease of use on Federal grants management systems. Constituents will benefit as they will have fewer unique agency systems and processes to learn; grantees' ability to learn how to use the system will be improved and reliance on call center technical support will be reduced. Consortium Lead agencies will also provide grantees with online access to standard post-award reports, decreasing the number of unique agency-specific reporting requirements.

Human Resources Management LoB (Managing Partner OPM) -

HHS operates one of the approved service providers for the HR LoB. This initiative allows HHS to spread the cost of managing HR systems and processes across a larger customer base, reducing agency costs to operate these systems and processes. Additionally, HHS' involvement in the HR LoB allows them to help shape the government-wide solution as well as best practices and lessons learned as developed by task force and other agencies.

IT Infrastructure LoB (Managing Partner GSA) -

The initiative benefits HHS through improved IT performance, greater efficiencies in IT infrastructure investments, and consistency and standardization of infrastructure platforms. The ITI LoB will provide HHS with best practice data and industry-wide performance metrics to validate and/or improve existing performance.

Given the size and variety of locations of HHS, the agency stands to benefit from all three IT Infrastructure areas of concentration (End User Systems & Support, Mainframes and Servers Systems & Support, and Telecommunications Systems & Support). Furthermore, given the knowledge sharing that will occur, IT Security should improve due to the capturing of infrastructure best-practices. This will assist in protecting sensitive health data transmitted through HHS systems.

Department of Homeland Security

The E-Government initiatives serve citizens, businesses, and Federal employees by delivering high quality services more efficiently at a lower price. Instead of expensive “stove-piped” operations, agencies work together to develop common solutions which achieve mission requirements at reduced cost, thereby making resources available for higher priority needs.

The Department of Homeland Security (DHS) is providing funding in FY 2008 to the following E-Government Initiatives:		
<p>Government to Citizen Portfolio</p> <ul style="list-style-type: none"> ▪ Disaster Assistance Improvement Plan 	<p>Government to Business Portfolio</p> <ul style="list-style-type: none"> ▪ Business Gateway ▪ E-Rulemaking 	<p>Government to Government Portfolio</p> <ul style="list-style-type: none"> ▪ Disaster Management ▪ Grants.gov ▪ SAFECOM
<p>Internal Efficiency and Effectiveness Portfolio</p> <ul style="list-style-type: none"> ▪ E-Gov Travel ▪ Integrated Acquisition Environment ▪ Integrated Acquisition Environment - Loans and Grants 	<p>Lines of Business (LoB)</p> <ul style="list-style-type: none"> ▪ Budget Formulation and Execution LoB ▪ Financial Management LoB ▪ Geospatial LoB ▪ Grants Management LoB ▪ Human Resources Management LoB ▪ Information Systems Security LoB ▪ IT Infrastructure LoB 	

Benefits realized through the use of these initiatives are as follows:

Government to Citizen Portfolio

Disaster Assistance Improvement Plan (Managing Partner DHS) -

The Disaster Assistance Improvement Program (DAIP) is a government-wide initiative to improve the delivery of assistance to disaster victims. Through modification of an existing E-Gov initiative, GovBenefits.gov, DAIP provides a one-stop portal for those affected by disasters by providing information on programs offering disaster assistance and screening of benefits for which they may be eligible. After determining their eligibility, users may apply for disaster assistance benefits using a single application through FEMA, leading to a more simplified, streamlined process. All benefit applications are adjudicated by the appropriate agency. DAIP will also allow returning users to check the status of the request for benefits available through the single application. DAIP includes member agencies that have programs that: provide benefits for persons in response to disasters; help facilitate the application and delivery process through validation; have other resources that may assist disaster victims; or are otherwise relevant to those who are impacted by disasters. During its first year of operation, the DAIP Program Office will quantify and report on the benefits and cost savings for each member agency.

As an agency with programs that will participate directly with the DAIP, DHS will provide a streamlined application and status update process for citizens that apply to those participating programs. The DAIP will also reduce the time for citizens to complete applications for those participating programs. This will help DHS fulfill its mission to deliver assistance to disaster victims. DHS will be able to take advantage of the online application and status capability that DAIP provides to channel applicants to a lower cost alternative, which should provide cost savings for the agency in areas such as call center costs. Through the pre-screening for the programs that will be provided through DAIP, the DHS will also allow citizens with the ability to learn about programs that they may be eligible for, and will reduce the number of

invalid applications that DHS has to process. Furthermore, by implementing authentication mechanisms on all applicants to ensure their identity before applying, DAIP will reduce exposure of individuals to identity theft.

As an agency with information that is relevant to individuals affected by a disaster, DHS will integrate with DAIP to provide an alternate mechanism for providing information to disaster victims. This will support delivery of assistance to disaster victims and will reduce agency direct inquiries about individual assistance.

Government to Business Portfolio

Business Gateway (Managing Partner SBA) - (data for forms and compliance links are as of October 30, 2007)

Business values derived from Business.gov are necessary to support the integration of 22 agencies for DHS business stakeholders by providing a centralized service to consolidate regulatory and compliance information across the Homeland ensuring easier access to compliance information and, subsequently, greater compliance with DHS regulations. The one-stop portal supports the DHS mission by making compliance information easily accessible to the DHS business community. As was documented in a recent customer satisfaction report, DHS customers seeking compliance information report that each visit to Business.gov saved business users 12 labor hours.

Business.gov helps DHS support the "One DHS" approach and functions as a key interface to its business stakeholders in the areas of transportation, immigration, cyber-security, cargo, emergency management, screening, law enforcement, and border protection. Due to the value-based service provided by the Small Business Administration, DHS will continue to look to Business.gov to provide business compliance and regulatory information to businesses supporting the DHS mission.

The department's vast network of organizations and institutions creates a complex environment for businesses to navigate. Business.gov makes it easier for businesses to get answers to their questions through an issue-based search capability, links to compliance resources, and access to forms and contact information.

- DHS' constituents could potentially receive significant benefits from Business Gateway including time and cost savings, assistance in compliance with the Small Business Paperwork Relief Act, and reduction in burden hours. Through increased outreach, more constituents will be able to realize these benefits.
- DHS will receive:
 - Contact center savings: Due to the use of Business.gov and Forms.gov a decrease in misdirected calls is expected to result in cost savings for DHS.
 - Maintenance savings: Business.gov's search technology will provide DHS with valuable user statistics and feedback, enabling it to simplify content management on its business compliance site.
 - Increased forms management: By making 281 forms (to date) available on Forms.gov, DHS saves agency time in forms management, and is expected to produce significant savings in paper and postage.
 - Increased exposure: Business.gov now houses 329 DHS compliance links (to date) providing cross-agency effectiveness to American businesses.
 - Reduced burden on field offices: By directing compliance-related inquiries to Business.gov, agencies with field offices will save training and staff-time dollars.
 - Data harmonization: Every federal agency should have or participate in at least one "vertical" opportunity; in the case of DHS, for example, opportunities to harmonize forms and data collection processes exist with the immigration and visa process with DHS, DOJ,

and State. DoI and DoL together saved \$341,000 in the first three years of their vertical, and are expected to save \$570,000 over 5 years.

Benefits to Department of Homeland Security bureaus:

- **Federal Emergency Management Agency (FEMA)** – Business Gateway supports FEMA emergency response and recovery mission FEMA by posting 113 links and 33 forms on the Business Gateway site.
- **Directorate for Science and Technology** – The Directorate for Science and Technology is the research and development arm of DHS. In this capacity, DHS partners with the Small Business Innovation Research program to foster the participation of innovative and creative small businesses in continuing its search and procurement of state-of-the-art technology. As DHS continues its efforts to include the private business community in its mission of defending America, Business Gateway is a valuable resource for businesses as they seek to comply with Federal regulations in order to qualify for opportunities with DHS.
- **Office of Intelligence and Analysis** – Contractors developing information systems and protection must comply with stringent regulations due to the high-security environment in which they work. Business.gov provides a broad access point for companies interested in competing for such contracts, providing compliance tools and access to Federal laws and regulations.
- **Coast Guard (USCG)** – USCG hires businesses to work on its facilities (e.g., boats, aircraft, bases) and they must comply with strict Federal Government regulations. Business Gateway provides assistance for these firms in determining the types of forms they may be required to complete. USCG currently has 21 links and 20 forms available on Business.gov.
- **Immigration and Customs Enforcement (ICE)** – Business Gateway benefits ICE by providing increased access to information for businesses with respect to citizenship and immigration regulations as well as those governing importing and exporting goods cross-border. Business.gov provides 47 links to compliance information in respect to citizenship and immigration regulations and 102 forms.
- **Secret Service** – Business Gateway increases awareness of the Secret Service's mission to provide information regarding violations of laws relating to counterfeiting of obligations and securities of the United States; financial crimes that include, but are not limited to, access device fraud, financial institution fraud, identity theft, computer fraud, and computer-based attacks on our nation's financial, banking, and telecommunications infrastructure. To date, Business.gov contains 1 form in the Forms Catalog regarding investigative needs for citizens to access.
- **Other Bureaus** – The Office of the Inspector General (OIG), U.S. Citizenship and Immigration Services (USCIS), Emergency Preparedness & Response, the Federal Law Enforcement Training Center (FLETC), Transportation Security Administration (TSA), Preparedness, U.S. VISIT, Domestic Nuclear Detection Office (DNDO), and Screening Coordination & Operations benefit through Business Gateway providing a consolidated space for these previously separate bureaus to list and consolidate compliance information as well as Federal forms.

E-Rulemaking (Managing Partner EPA) -

DHS consists of several directorates and components that publish a significant number of rulemakings in performing their duties and ensuring compliance with Federal statutes. DHS was among the first Departments to begin its migration to FDMS, which it commenced in September 2005. DHS completed migration of its two remaining agencies, US Coast Guard and TSA, in September 2007. All other DHS agencies migrated to FDMS in September 2005. FDMS greatly increases the public's interaction with the diverse number of DHS agencies and it permits these agencies to communicate with each other on their rulemakings. Between January and October 2007, DHS Department wide posted a total of 294 *Federal Register* notices, 244 rules and proposed rules and 22,173 public submissions in Regulations.gov.

DHS benefits in several ways through its participation and reliance on FDMS and Regulations.gov. DHS reaps substantial benefits by improving the transparency of its rulemaking actions as well as increasing public participation in the regulatory process. Direct budget cost savings and cost avoidance result from

DHS's transition to FDMS and Regulations.gov, enabling the Department to discontinue efforts to develop, to deploy and to operate agency specific individual online docket and public comment systems. Over five years, it is estimated that DHS would avoid costs of nearly \$8 million over having the Department independently create alternative options that would provide similar services. These figures were calculated in the summer of 2007 by an independent economist hired by the E-Rulemaking Program to develop a Cost-Benefit Model.

Benefits to Department of Homeland Security bureaus (all statistics are from January 2007 through October 2007 unless otherwise noted):

- **U.S. Custom and Border Protection (CBP)** – CBP posted a total of 90 *Federal Register* Notices and 24 rules and proposed rules in Regulations.gov and received and posted 1,975 comments.
- **U.S. Coast Guard (USCG)** – USCG posted a total of 15 *Federal Register* notices and 143 rules and proposed rules in Regulations.gov and received 3,331 comments
- **Federal Emergency Management Administration (FEMA)** – FEMA posted a total of 9 *Federal Register* Notices and 18 rules and proposed rules in Regulations.gov and received 123 comments.
- **U.S. Citizenship and Immigration Services (USCIS)** – The FDMS ensures the public has a central place to comment on rulemakings addressing significant human issues which significantly effect USCIS mission and goals. USCIS posted a total of 83 *Federal Register* notices and 11 rules and proposed rules in Regulations.gov and received over 4,000 public comments.
- **Transportation Security Administration (TSA)** – The formation of TSA in 2002 resulted in a new agency promulgating a new set of regulations. TSA fully implemented FDMS in Q4 2007 and now receives benefits from FDMS in assisting their management of their large regulatory responsibilities. TSA posted a total of 11 *Federal Register* notices and 26 rules in Regulations.gov and received 395 comments.
- **DHS Department level** – The Secretary of Homeland Security routinely promulgates rulemaking documents for the Department, except where authority has been delegated to component heads. Rules promulgated at the Departmental level include: U.S. VISIT, DNDO, Preparedness, and Screen Coordination & Operations, and Science and Technology. DHS HQ posted a total of 75 *Federal Register* notices and 20 rules and proposed rules in Regulations.gov and received 12,415 comments.
- **Other agencies within DHS** – Immigration and Custom Enforcement (ICE), and Federal Law Enforcement Training Center (FLETC) each respectively posted 4, 2 *Federal Register* notices and Immigration and Custom Enforcement posted 2 rules in Regulations.gov.

Government to Government Portfolio

Disaster Management (Managing Partner DHS) -

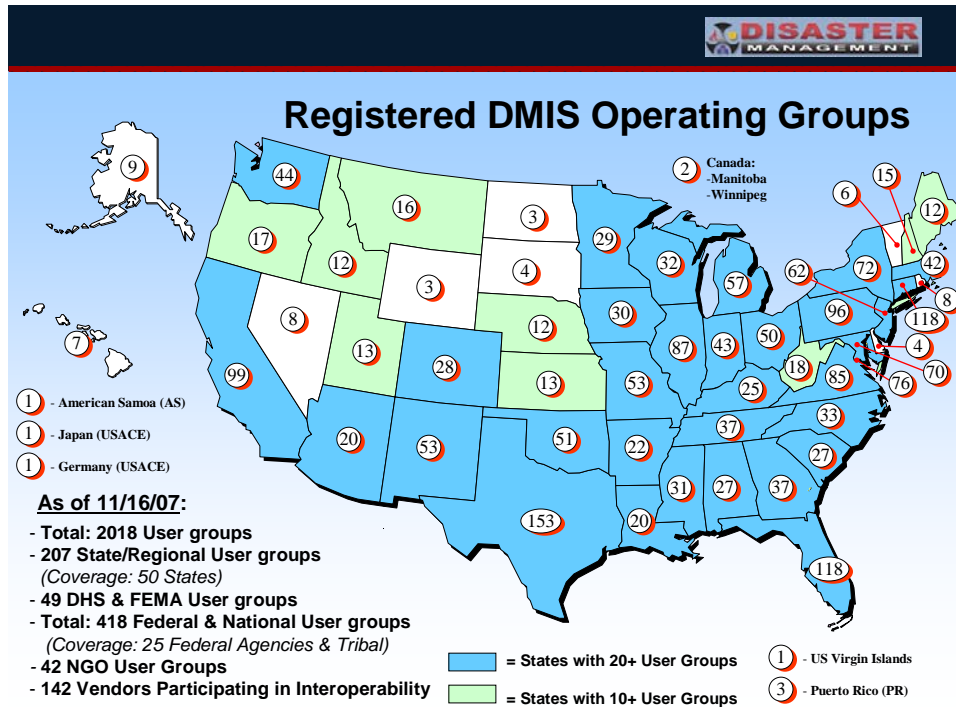
Many of DHS' component agencies benefit directly or indirectly from the Disaster Management (DM) program. For example, beginning in late 2006, Science and Technology (S&T) initiated Integrated Product Teams (IPT) to identify requirements and best ways to meet these requirements within the S&T's Federal customer base, which consists of DHS' component agencies and representatives of the emergency response community. S&T matched customer requirements to existing efforts within S&T or identified new projects to address their customer's needs. DM's Emergency Data Exchange Language (EDXL) effort was identified as an essential project in the Interoperability IPT, specifically meeting capability gaps identified by customers including the Federal Emergency Management Agency.

DM benefit the program's DHS funding partners as well as local, state, and tribal emergency responders by improving their ability to share information. By facilitating the development of data messaging standards and providing access to Defense Medical Information Systems (DMIS), Open Platform for Emergency Networks (OPEN), and DisasterHelp.gov, DM supports the information sharing and

interoperability needs of its DHS funding partners including the Transportation Security Administration, Operations Coordination and Intel & Analysis, the U.S. Coast Guard, U.S. Citizenship and Immigration Services, the U.S. Secret Service, the Undersecretary for Management/Office for the Secretary and Executive Management, U.S. Customs and Border Protection, U.S. Immigration and Customs Enforcement, the National Protection and Programs Directorate, the Science and Technology Directorate, and the Federal Emergency Management Agency.

In addition to the IPT process and the DM component's information sharing and interoperability support functions, DM is supporting its funding partners through additional examples which are provided below:

- **Undersecretary for Management/Office of the Secretary and Executive Management** - The DM program supports the Management Directorate through its participation in and support of the National Information Exchange Model (NIEM) which is a joint DHS/Department of Justice effort to improve information sharing using standards. NIEM ensures that standards developed as part of the DM process become available through NIEM. DM works in a public private partnership with a consortium of vendors that produce information sharing products.
- **U.S. Customs & Border Protection & U.S. Immigration & Customs Enforcement** - DMIS, OPEN, and standards are all used in support of information sharing with our neighbors in Canada. Canada is implementing CAP as part of their national warning system. Canada currently has two DMIS collaborative operating groups (COGs) which are located in Manitoba and Winnipeg. Roughly 409 COGs were established along the U.S. border with Canada and 325 are along our Mexican border. In preparation for the 2010 Winter Olympics in Vancouver, Washington state is working with the CAP to improve preparation in the event of an incident.
- **National Protection and Programs Directorate (NPPD)** - DM is in discussions with NPPD to provide industry with access to DMIS. This will enable better information sharing between local, state, and Federal responders and industry in the event of an emergency.
- **Science & Technology (S&T) Directorate** - The Biological Warning Incident Characterization (BWIC) System is a DHS S&T system that helps local and state health organizations characterize and monitor chemical or biological outbreaks. BWIC allows local health officials to track and monitor chemical and biological incidents using DMIS, OPEN, and CAP to share information with the National Labs. BWIC was deployed operationally at the last Super Bowl and Taste of Chicago.
- **Federal Emergency Management Agency (FEMA)** - The DM program works closely with its partners at FEMA, supporting numerous FEMA programs. DM is supporting the adoption of the Emergency Data Exchange Language (EDXL) for the distribution of data and alerts through the Integrated Public Alerts and Warning System (IPAWS). DM is coordinating an MOA with the Incident Management Systems Division (IMSD) National Incident Management System Support Center to evaluate vendors for compliance with EDXL standards and to use the DM Open Platform for Emergency Networks (OPEN) as the testing backbone at the Center. The FEMA Commercial Assistance Direct Assistance Program (CEDAP) included language supporting "preferential" treatment to vendors who comply with CAP and EDXL in its grant guidance program. Also, FEMA is the primary customer for S&T's Interoperability Integrated Product Team due to FEMA's need for interoperability based on standards.



Grants.gov (Managing Partner HHS) -

The initiative benefits DHS by providing a single location for publishing grant funding opportunities and application packages and a single location for the grants community to locate and apply for grants using common forms, processes, and systems. All information needed to find opportunities for competitive grant opportunities is available using Grants.gov Find and Apply. By using Grants.gov, applicants are realizing savings because they are no longer required to submit multiple application copies to one or more addresses. The following DHS awarding offices benefit from Grants.gov announcement and applications posting: Operations Coordination and Intel & Analysis, U.S. Secret Service, U.S. Immigrations & Customs Enforcement, Federal Emergency Management Agency, Transportation Security Administration, and U.S. Coast Guard. In addition the Office of Procurement/Grant & Financial Assistance Division, who provides grant award and management to several DHS Headquarters offices, e.g. Science and Technology Directorate, Domestic Nuclear Detection Office, Infrastructure Protection, etc., benefits from the Grants.gov single location for posting announcements and applications.

Grants.gov Highlight:

Additional benefits are realized through the access to the same application immediately after each application deadline by all DHS offices both in the field and Headquarters. Elimination of manual data entry is eliminating errors in the data and is reducing the processing time of applications by approximately two weeks.

By using the Grants.gov mechanism to post and receive applications in a unified fashion, DHS was able to receive and review applications for funding through a single interface. The common application forms and process allow DHS to develop a common standardized database from which both program reports and Department-wide reports are provided. DHS programs use standard DHS forms. Grants.gov is allowing DHS to realize greater efficiencies by eliminating the need to: 1) manually log the receipt of applications and 2) reconcile applications sent by applicant to DHS headquarters and various field offices. Additional benefits are realized through the access to the same application immediately after each application deadline by all DHS offices both in the field and Headquarters. Elimination of manual data entry is eliminating errors in the data and is reducing the processing time of applications by approximately two weeks.

As of September 2007 DHS had posted approximately 64 funding opportunities and application packages on Grants.gov. DHS has received approximately 2175 competitive funding applications in FY 2007.

SAFECOM (Managing Partner DHS) -

The SAFECOM initiative benefits DHS and its federal agencies and partners because they are able to leverage SAFECOM developed tools and guidance. SAFECOM's grant guidance has been incorporated in grant awards from the former Office of Grants and Training (G&T), FEMA, as well as the Department of Justice's Office of Community Oriented Policing Services and the Department of Commerce's National Telecommunications and Information Administration.

One of SAFECOM's early successes in working with FEMA, as well as other agencies in the Federal government (e.g., the Office of Community Oriented Policing Services in the Department of Justice) was the creation of coordinated and consistent criteria for agencies receiving federal funds to use in guiding their grantees. This criteria, or grant guidance, list the recommendations that should be followed before federal funds can be spent on equipment procurement. It also provides specific questions that should be addressed in grant applications to ensure that the potential recipients of federal funds have thoroughly assessed how their money will improve interoperability. The grant guidance maximizes the effectiveness for the resources available for public safety communications. Coordinated grant guidance also results in a more responsive Federal funding system for the creation of national communications interoperability. SAFECOM's grant guidance is updated at the beginning of each fiscal year to accommodate any changes in technologies, standards, or other conditions that might affect the public safety community. The FY 2008 grant guidance includes an expansion of the P25 section, Plain Language and data sections.

SAFECOM provides guidance and assistance for Federal, State, tribal, and local public emergency responders working to improve public safety response through more effective and efficient interoperable wireless communications. The SAFECOM website, www.safecomprogram.gov, provides extensive resources and tools to practitioners in support of interoperable communications.

Internal Efficiency and Effectiveness Portfolio

E-Gov Travel (Managing Partner GSA) -

DHS began a limited scale implementation of its travel services to Electronic Data Systems (EDS), one of the three designated E-Gov Travel Service (ETS) providers, in Q4 FY 2005. Since the EDS deployment, DHS has standardized travel management practices to consolidate federal travel, minimize cost, security and privacy controls for the protection of government and personal data, improved agency oversight, and has strategic source pricing through cross-government purchasing agreements. Through a combination of advantageous TMC pricing and a substantially higher degree of OBE usage (67 percent), DHS saved over \$18,000 in travel management service fees for reservations in FY07 when compared to pre-ETS pricing and online usage. By a reduction of traveler and manager time for planning, arranging, authorizing, approving and post-travel reimbursement processing, DHS realized in FY 2007 a cost avoidance of over \$65,000.

Integrated Acquisition Environment (Managing Partner GSA) –

Through adoption of the tools and services provided by IAE, DHS improves its ability to make informed and efficient purchasing decisions and allows it to replace manual processes. If DHS were not allowed to use the IAE systems, they would need to build and maintain separate systems to record vendor and contract information, and to post procurement opportunities. Agency purchasing officials would not have access to databases of important information from other agencies on vendor performance and could not use systems to replace paper-based and labor-intensive efforts. For FY 2007, DHS received estimated benefits of \$4,968,513 based on the processes, personnel, roles, steps, and actions involved. In addition, the agency realized an estimated cost avoidance of \$144,882 and estimated operational cost savings of \$790,383.

- **Central Contractor Registration (CCR):** Provides DHS single source of trading partner data. CCR Tools enable DHS access to current socio-economic and financial information as needed for their contractors across their diverse and vast enterprise created as a result of the 2004 Government reorganization without maintenance or major architectural change.
 - The automated collection and management of CCR-type vendor data for its intended purposes is estimated to avoid the equivalent of 0.9 man-hours per award transaction based on the processes, personnel, roles, steps, and actions involved. This resulted in a savings of approximately 37,696 hours for the agency in FY 2007.
 - Trading Partners: Enables trading partners to provide required information into a central data base for use across the Federal enterprise instead of submitting to each Government office.
- **Excluded Party Listing Service (EPLS):** Access via standard internet browser enables DHS to search for excluded parties prior to contract award.
 - The automated collection and management of EPLS-type data for its intended purposes is estimated to avoid the equivalent of 0.2 man-hours per subject award transaction based on the processes, personnel, roles, steps, and actions involved. This resulted in a savings of approximately 8,377 hours for the agency in FY 2007.
 - Public/Federal Security: Enables the elimination of excluded parties from receiving contract awards, protecting the taxpayers' investment and Federal contract spending. Users include banks and mortgage companies.
- **Electronic Subcontract Reporting System (eSRS):** For DHS, the eSRS automates the collection and management of Individual Subcontract Reports (ISR, formerly SF-294) and Summary Subcontract Reports (SSR, formerly SF-295) data.
 - The automated collection and management of eSRS-type data for its intended purposes is estimated to avoid the equivalent of 0.3 government man-hours per subject award transaction that requires subcontracting plans based on the processes, personnel, roles, steps, and actions involved.
 - Small Business/Prime Contractors: Provides an automated filing and reporting capability for contractors using sub-contractors ensuring proper sub-contractor usage.
- **Federal Business Opportunity (FBO):** FBO is a source for contracting opportunities. Enables the DHS to automate management of the competitive notice processes.
 - Cost avoidance is realized by eliminating time delays, labor, supplies/resource usage, equipment wear, and expenditures related to: printing, photocopying, ink and paper usage, postage, maintenance of interested vendor lists; mailing, correction of mailing addresses, settling disagreements over misaddressed mailings, investigation of returned non-deliveries of notices, etc. The automated management of the competitive notice processes is estimated to avoid the equivalent of 5.5 government man-hours per subject transaction based on the processes, personnel, roles, steps, and actions involved. This resulted in a savings of approximately 39,655 hours for the agency in FY 2007.
 - Small Business/Contractors: Enables contractors and small businesses to access Federal solicitations using standard internet browser capabilities and provides an e-mail notification process for new postings. This further eliminates the need to check websites from every contracting office for bidding opportunities.
- **Federal Technical Documents System (FedTeDS):** FedTeds provides DHS with a secure service for storage and distribution of secure but unclassified documents for solicitations for ship and materials specifications for Coast Guard, Airport and Radar blue prints for the Federal Aviation Administration, and Border Station design drawings specifications for DHS.
 - Cost avoidance is realized by eliminating time delays, labor, supplies/resource usage, equipment wear, and expenditures related to: printing, photocopying, ink and paper usage, postage, maintenance of interested vendor lists; mailing, correction of mailing addresses, settling disagreements over misaddressed mailings, investigation of returned non-deliveries of notices, etc. The automated management of the processes is estimated

to avoid labor equivalent to 2.5 government man-hours per subject transaction based on the processes, personnel, roles, steps, and actions involved. This resulted in a savings of approximately 400 hours for the agency in FY 2007.

- Public/Federal Security: Provides a secure facility to protect secure but unclassified technical documentation related to solicitations.
- **Federal Procurement Data System – Next Generation (FPDS-NG):** Provides DHS with an automated capability to directly report awards real time from the DHS contract writing systems and extract reports of award data on demand such as the National Interest Action report for events and other natural disasters covered under the Sheppard's Act requiring constant monitoring.
 - Discontinue the DHS feeder system and manual reporting; facilitate real time reporting integrated with agency contract writing systems.
 - Congress/Public: Automates the dissemination of contract award data and incorporates public access.
- **Online Representation and Certification (ORCA):** Online Representation and Certification replaces solicitation Section K. Automates the previous Section K paper response to solicitations to DHS.
 - ORCA efficiencies compared to the equivalent manual management of the necessary representations and certifications for subject transactions are estimated to avoid the equivalent of 1.2 government man-hours per contract based on the processes, personnel, roles, steps, and actions involved. This resulted in a savings of approximately 8,652 hours for the agency in FY 2007.
 - Contractors: Reduces time, cost, and inaccuracies for contractors responding to Federal solicitations. ORCA provides for a single annual submission to replace the previous repetitive input in every solicitation.
- **Wage Determination Online (WDOL):** Provides Service Contract Act and Davis Bacon Act labor rates. Makes available the most current labor rates to DHS for service and construction programs.
 - Cost avoidance is realized by eliminating time delays, labor, supplies/resource usage, equipment wear, and expenditures related to: printing, photocopying, ink and paper usage, and postage for corresponding with contractors. The automated management of the processes is estimated to avoid labor equivalent to 1.5 government man-hours per wage determination request based on the processes, personnel, roles, steps, and actions involved. This resulted in a savings of approximately 6,282 hours for the agency in FY 2007.
 - Public: Ensures that appropriate labor rates are included in a contract for the labor categories specified in the Service Contract Act and Davis-Bacon Act.

Integrated Acquisition Environment - Loans and Grants (Managing Partner GSA) -

All agencies participating in the awarding of Loans & Grants benefit through access to a centralized solution to provide consistent, government-wide identifiers for award recipients. Cross-government cooperation to determine unique identifiers for Loans & Grants transactions furthers the agencies ability to maintain data integrity while additionally enhancing the transparency of federal program performance information, funding, and Loans & Grants solicitations.

Lines of Business

Budget Formulation and Execution LoB (Managing Partner ED) -

BFE LoB provides significant benefits to partner agencies by encouraging best practices crossing all aspects of federal budgeting – from budget formulation and execution to performance to human capital and staffing needs.

To benefit all agencies, including DHS, BFE LoB, in conjunction with Department of the Treasury as the system owner, made available the first shared fee-for-service budget formulation system, the Budget Formulation and Execution Manager (BFEM). BFE LoB and Treasury are currently gathering requirements for a new Performance Measure Manager (PMM) module that will allow users to automate the definition, collection, and reporting of all types of performance measures. The PMM will be available in 2008. The BFEM system is an option for DHS and any DHS component that is in need of a budget formulation or performance measurement system.

To help agencies assess their budget systems requirements, BFE LoB created a decision matrix. DHS will benefit from using this matrix as a starting point in determining specific system needs. In 2008, BFE LoB will further benefit agencies by evaluating known budget systems against the decision matrix and making that information available so each agency can avoid the cost of performing that step individually.

In addition, BFE LoB created a secure government-only collaboration website, known as the "MAX Federal Community." This provides a significant benefit for collaboration across and within agencies. It is used within the budget community, and has been expanded to serve other related communities, such as Grants, Financial Management, Performance, and Planning. DHS currently has 369 users that are registered and eligible to take advantage of the MAX Federal Community. The Community site is commonly used for sharing information, collaboratively drafting documents, supporting workgroups, and much more.

Financial Management LoB (Managing Partner GSA) -

Agencies participating in the FM LoB benefit from the government-wide enterprise architecture standards developed by the FM LoB. These improve the management of financial information within their agencies.

The Common Government-wide Accounting Code standard allows Chief Financial Officers (CFOs) to aggregate and report data across bureaus and departments.

The Performance Metrics for application hosting allows CFOs and other managers to compare operational efficiency and effectiveness among their own bureaus; and between Shared Service Providers (SSPs).

The Business Process Standards for Payments and Funds Control developed collaboratively by all agencies within the FM LoB allow CFOs to unify business processes across their department or agency. Standard business processes also bring efficiencies to SSPs by ensuring that all customer agencies use the same processes for transactions. The FM LoB will extend this work, developing standard business processes for reimbursables and for receivables.

The FM LoB developed a Migration Planning Guidance, telling agencies how to evaluate and select SSPs, and how to migrate their operations to that Provider.

The FM LoB is developing a Charge Card Interface to save agencies the cost of developing these themselves. The FM LoB is also developing standard interfaces with common systems (e.g. Lines of Business and E-Gov initiatives). By defining government-wide common interfaces, agencies avoid the expense of defining these interfaces themselves. Uniformity in these interfaces also reduces audit time and expense, and insures uniform business process standards.

The FM LoB alignment of Common Government-wide Accounting Code structure and Business Process Standard implementation with Treasury central systems will allow all agencies to improve business process and enables reliable data interchange across departments and agencies interfacing to the Treasury central systems.

Geospatial LoB (Managing Partner DoI) -

The Department of Homeland Security recognizes the potential value that the Geospatial LoB will provide to users and producers of geospatial information. Cooperative and coordinated efforts between federal agencies can result in considerable cost savings for development of geospatial data. This is evidenced by the 2006 leveraged imagery cost share arrangement between the Department of Homeland Security, U.S. Geological Survey, and NGA, which resulted in a large volume of new high-resolution imagery and a 16:1 Return on Investment (ROI) on the DHS portion of the investment.

DHS foresees additional benefits in the future as the agency migrates toward service-oriented architecture. Components within DHS will take advantage of a common geospatial foundation that is built using National Spatial Data Infrastructure and the A-16 data layers. DHS will have the ability to share mission specific information with other federal agencies to enhance routine operations as well as critical geospatial information during emergencies specifically Coast Guard and FEMA.

Grants Management LoB (Managing Partners HHS and NSF) -

DHS anticipates benefit for its Directorates and Department Operations through a centralized location to download applications, make awards, and track awards to closeout. Automated business processes available through a DHS electronic grant management system service provider will decrease agency reliance on manual and paper-based processing. DHS agencies will spread operations and maintenance (O&M) costs, and development, modernization, and enhancement (DME) costs across agencies, decreasing the burden that any one agency must bear. This will lead to a reduction in the number of systems for grants data across DHS, provide common grant management processing and reporting standards and improve DHS' ability to generate government-wide reports.

Service to constituents will be improved through the standardization and streamlining the government-wide grants business processes. The public will receive time savings as a result of quicker notification and faster payments due to an automated system for grants processing. Furthermore, minimization of complex and varying agency-specific requirements and increase grantee ease of use on Federal grants management systems. Constituents will benefit as they will have fewer unique agency systems and processes to learn; grantees' ability to learn how to use the system will be improved and reliance on call center technical support will be reduced. Consortium lead agencies will also provide grantees with online access to standard post-award reports, decreasing the number of unique agency-specific reporting requirements.

Human Resources Management LoB (Managing Partner OPM) -

DHS benefits through its use of best-in-class HR services and systems provided by one of the approved service providers. During FY 2006 the Transportation Security Agency and Coast Guard migrated to DHS' service provider, USDAs National Finance Center. Through its adoption of an approved service provider, the agency can achieve the benefits of "best-in-class" HR solutions without the costs of developing and maintaining their own HR systems. Employees across the agency benefit from improved HR services. DHS' involvement in the HR LoB allows them to help shape the government-wide solution as well as best practices and lessons learned as developed by task force and other agencies.

The HR LoB has worked with participating agencies to develop and validate Target Requirements for Shared Service Centers and Enterprise Architecture (EA) models for business process (Business Reference Model), business services (Service Component Model), performance measurement (Performance Model), data (Data Model), and technology (Technical Model) relating to the Federal human resources function. These artifacts present a common view of and vocabulary for the Federal HR function that provide a tangible basis for standardization and common solutions -- the dimensions that underlie the Human Resources Line of Business. Federal agencies are able to use this information and guidance to formulate their specific agency requirements for HR functions and manage the transition to a shared service center. Since each agency does not have to formulate its own HR enterprise architecture, this unified effort has

allowed agencies to save significant time and resources. The EA artifacts also facilitate the mapping of individual agency architectures to OMB's Federal Transition Framework.

Information Systems Security LoB (Managing Partner DHS) -

As the Managing Agency for the Initiative, DHS established and assesses performance goals to monitor agency utilization and adoption of initiative services. Additionally, the initiative coordinates a number of interagency groups to help analyze cyber security problems and identify solutions.

IT Infrastructure LoB (Managing Partner GSA) -

The initiative will benefit DHS through improved IT performance, greater efficiencies in IT infrastructure investments, and consistency and standardization of infrastructure platforms. The ITI LoB will provide DHS with best practice data and industry-wide performance metrics to validate and/or improve existing performance.

DHS's participation in this program will result in higher service levels at a more effective cost. Large government purchases will establish a baseline for DHS related acquisitions that will prove valuable when negotiating prices for hardware and software. A 10-15 percent gain in productivity is expected, because of this program.

DHS expects to realize significant benefit in improved mission delivery. The bulk of this activity will come as a result of an enhanced infrastructure that takes advantage of direct electronic interface with DHS customers. Infrastructure certification and accreditation will be significantly enhanced above what it is today. At least a 20-25 percent improvement in mission delivery is expected by taking advantage of this program. Enhanced infrastructure performance will directly result in improved mission delivery to the public.

Department of Housing and Urban Development

The E-Government initiatives serve citizens, businesses, and Federal employees by delivering high quality services more efficiently at a lower price. Instead of expensive “stove-piped” operations, agencies work together to develop common solutions which achieve mission requirements at reduced cost, thereby making resources available for higher priority needs.

The Department of Housing and Urban Development (HUD) is providing funding in FY 2008 to the following E-Government Initiatives:		
Government to Citizen Portfolio <ul style="list-style-type: none"> ▪ Disaster Assistance Improvement Plan 	Government to Business Portfolio <ul style="list-style-type: none"> ▪ Business Gateway ▪ E-Rulemaking 	Government to Government Portfolio <ul style="list-style-type: none"> ▪ Grants.gov
Internal Efficiency and Effectiveness Portfolio <ul style="list-style-type: none"> ▪ Integrated Acquisition Environment ▪ Integrated Acquisition Environment - Loans and Grants 	Lines of Business (LoB) <ul style="list-style-type: none"> ▪ Financial Management LoB ▪ Geospatial LoB ▪ Grants Management LoB ▪ Human Resources Management LoB ▪ IT Infrastructure LoB 	

Benefits realized through the use of these initiatives are as follows:

Government to Citizen Portfolio

Disaster Assistance Improvement Plan (Managing Partner DHS) -

The Disaster Assistance Improvement Program (DAIP) is a government-wide initiative to improve the delivery of assistance to disaster victims. Through modification of an existing E-Gov initiative, GovBenefits.gov, DAIP provides a one-stop portal for those affected by disasters by providing information on programs offering disaster assistance and screening of benefits for which they may be eligible. After determining their potential eligibility, users may apply for disaster assistance benefits using a single application through FEMA, leading to a more simplified, streamlined process. All benefit applications are adjudicated by the appropriate agency. DAIP will also allow returning users to check the status of the request for benefits available through the single application. DAIP includes member agencies that have programs that: provide benefits for persons in response to disasters; help facilitate the application and delivery process through validation; have other resources that may assist disaster victims; or are otherwise relevant to those who are impacted by disasters. During its first year of operation, the DAIP Program Office will quantify and report on the benefits and cost savings for each member agency.

As an agency with programs that will participate directly with the DAIP, HUD will continue to work closely with FEMA to provide a streamlined application and status update process for citizens that apply to those participating programs that have evolved in response to a mission assignment from FEMA. The DAIP will also reduce the time for citizens to complete applications for those participating programs. This will help HUD fulfill its mission assignment from FEMA to deliver assistance to disaster victims. The Department of Housing and Urban Development will be able to take advantage of the online application and status capability that DAIP provides to channel applicants to a lower cost alternative, which should provide cost savings for the agency in areas such as call center costs. Through the pre-screening for the programs that will be provided through DAIP, HUD will also allow citizens with the ability to learn about programs that they may be eligible for, and will reduce the number of invalid applications that HUD has to process.

Furthermore, by implementing authentication mechanisms on all applicants to ensure their identity before applying, DAIP will reduce exposure of individuals to identity theft.

At the initial launch of DAIP, all disaster assistance programs and public assistance programs that may be of relevance to disaster victims will be included in the pre-screening functionality of DAIP. Disaster victims who may be eligible for benefits under these HUD programs will be presented with information about these programs including referral information for State/local offices that an applicant can go to in order to apply for benefits. Once the Department of Housing and Urban Development is integrated, DAIP may provide an online application intake/update application/review status capability that will drive cost savings by directing applicants to lower cost alternatives. DAIP provides HUD an alternate mechanism for providing information to disaster victims and tracking Federally-subsidized housing. This will support delivery of assistance to disaster victims and will reduce agency direct inquiries about individual assistance.

Government to Business Portfolio

Business Gateway (Managing Partner SBA) - (data for forms and compliance links are as of October 30, 2007)

One of Business Gateway's main focus areas is compliance, providing another avenue for HUD to highlight and communicate to the business community the requirements of housing and community development rules and regulations. Many of the organizations working with HUD operate as business entities, and Business Gateway provides, through the portal, easy access to HUD's programs.

By creating access to consolidated regulatory compliance information Business Gateway directly benefits HUD's "customers," many of whom are subject to complex regulatory requirements across multiple agencies.

- As a single-source, cross-agency alternative to multiple paper- and web-based sources, Business Gateway encourages and simplifies regulatory compliance for the benefit of all citizens.
- Online forms and filing: Customers will realize additional time and cost savings through paper reduction.
- Online forms: By making 374 forms (to date) available on Forms.gov, HUD saves agency time in forms management, and is expected to produce significant savings in paper and postage.
- Links: Business.gov now houses 329 HUD compliance links (to date) providing cross-agency effectiveness to American businesses.
- Maintenance savings: Business.gov's search technology will provide HUD with valuable user statistics and feedback, enabling it to simplify content management on its business compliance site.

E-Rulemaking (Managing Partner EPA) -

HUD's mission is to increase homeownership, support community development and increase access to affordable housing free from discrimination. HUD was among the first Departments to migrate to FDMS in September 2005. Two major HUD organizations, the Office of Community Planning and Development and the Office of Housing, published a total of 300 Federal Register notices, 43 rules and proposed rules, and 7,755 public submissions for calendar year 2007 through October in Regulations.gov.

HUD benefits in several ways through its participation and reliance on FDMS and Regulations.gov. Direct budget cost savings and cost avoidance result from HUD's transition to FDMS and Regulations.gov, enabling the Department to avoid significant costs associated with

E-Rulemaking Quote...

"E-Rulemaking officials established a governance structure to collaborate with other agencies to obtain input on developing and implementing the centralized E-Rulemaking system and its collaboration efforts with other agencies have been extensive and well-received. ... Officials from a few agencies we interviewed even said that in terms of the e-government initiatives, the E-Rulemaking initiative was one of the better collaborative efforts in which they have participated."

—GAO's *Electronic Rulemaking: Progress Made in Developing Centralized E-Rulemaking System* (GAO-05-777)

discontinue efforts to develop, deploy and operate agency specific individual online docket and public comment systems. HUD reaps substantial benefits by improving the transparency of its rulemaking actions as well as increasing public participation in the regulatory process. HUD's transition to FDMS and Regulations.gov has resulted in increased staff efficiency, cost savings to the public, and has enabled the Department to avoid significant costs that would have been associated with efforts to develop, deploy, and operate an agency specific individual online docket and public comment system.

Government to Government Portfolio

Grants.gov (Managing Partner HHS) -

The initiative benefits the Department of Housing and Urban Development by providing a single location for publishing grant funding opportunities and application packages and a single location for the grants community to locate and apply for grants using common forms, processes, and systems. All information needed to find opportunities for competitive grant opportunities is available using Grants.gov Find and Apply. By using Grants.gov, applicants are realizing savings because they are no longer required to submit multiple application copies to one or more addresses.

By using the Grants.gov mechanism to post and receive applications in a unified fashion, HUD was able to receive and review applications for funding through a single interface. The common application forms and process allowed HUD to develop a common standardized database from which both program reports and Department-wide reports are provided. HUD programs use standard HUD forms and the SF 424 (Survey on Ensuring Equal Opportunity for Applicants) and SF 424 Supplement and HUD has leveraged Grants.gov to develop 11 agency specific forms. Grants.gov is allowing HUD to realize greater efficiencies by eliminating the need to: 1) manually log the receipt of applications and 2) reconcile applications sent by applicant to HUD headquarters and various field offices. Additional benefits are realized through the access to the same application immediately after each application deadline by all HUD offices both in the field and Headquarters. Elimination of manual data entry is eliminating errors in the data and is reducing the processing time of applications by approximately two weeks.

As of September 2007 HUD had posted approximately 37 funding opportunities and application packages on Grants.gov. HUD has received approximately 4,808 competitive funding applications in FY 2007.

Internal Efficiency and Effectiveness Portfolio

Integrated Acquisition Environment (Managing Partner GSA) -

Through adoption of the tools and services provided by IAE, HUD improves its ability to make informed and efficient purchasing decisions and allows it to replace manual processes. If HUD were not allowed to use the IAE systems, the agency would need to build and maintain separate systems to record vendor and contract information, to post procurement opportunities, track and report subcontracting data, and evaluate vendor performance. Agency purchasing officials would not have access to shared databases of important information supporting acquisition decision-making and would return to paper-based and labor-intensive efforts, greatly taxing an already overburdened workforce. For FY 2007, HUD received estimated benefits of \$235,803 based on the processes, personnel, roles, steps, and actions involved. In addition, the agency realized an estimated cost avoidance of \$6,755 and estimated operational cost savings of \$36,849.

- **Central Contractor Registration (CCR):** Provides HUD single source of trading partner data. CCR Tools enable HUD access to current socio-economic and financial information as needed for their contractors, grantees, and other entitlement program participants without maintenance.
 - The automated collection and management of CCR-type vendor data for its intended purposes is estimated to avoid the equivalent of 0.9 man-hours per award transaction

based on the processes, personnel, roles, steps, and actions involved. This resulted in a savings of approximately 2,080 hours for the agency in FY 2007.

- Trading Partners: Enables trading partners to provide required information into a central data base for use across the Federal enterprise instead of submitting to each Government office.
- **Excluded Party Listing Service (EPLS):** Access via standard internet browser enables HUD to search for excluded parties prior to award of contracts, grants, entitlement, financial, or annuity programs.
 - The automated collection and management of EPLS-type data for its intended purposes is estimated to avoid the equivalent of 0.2 man-hours per subject award transaction based on the processes, personnel, roles, steps, and actions involved. This resulted in a savings of approximately 462 hours for the agency in FY 2007.
 - Public/Federal Security: Enables the elimination of excluded parties from receiving contract awards, protecting the taxpayers' investment and Federal contract spending. Users include banks and mortgage companies.
- **Electronic Subcontract Reporting System (eSRS):** For the HUD, the eSRS automates the collection and management of Individual Subcontract Reports (ISR, formerly SF-294) and Summary Subcontract Reports (SSR, formerly SF-295) data.
 - The automated collection and management of eSRS-type data for its intended purposes is estimated to avoid the equivalent of 0.3 government man-hours per subject award transaction that requires subcontracting plans based on the processes, personnel, roles, steps, and actions involved.
 - Small Business/Prime Contractors: Provides an automated filing and reporting capability for contractors using sub-contractors ensuring proper sub-contractor usage.
- **Federal Business Opportunity (FBO):** FBO is a source for contracting opportunities. Enables the HUD to automate management of the competitive notice processes.
 - Cost avoidance is realized by eliminating time delays, labor, supplies/resource usage, equipment wear, and expenditures related to: printing, photocopying, ink and paper usage, postage, maintenance of interested vendor lists; mailing, correction of mailing addresses, settling disagreements over misaddressed mailings, investigation of returned non-deliveries of notices, etc. The automated management of the competitive notice processes is estimated to avoid the equivalent of 5.5 government man-hours per subject transaction based on the processes, personnel, roles, steps, and actions involved. This resulted in a savings of approximately 1,287 hours for the agency in FY 2007.
 - Small Business/Contractors: Enables contractors and small businesses to access Federal solicitations using standard internet browser capabilities and provides an e-mail notification process for new postings. This further eliminates the need to check websites from every contracting office for bidding opportunities.
- **Federal Technical Documents System (FedTeDS):** FedTeds provides HUD with a secure service for storage and distribution of secure but unclassified documents for solicitations.
 - Cost avoidance is realized by eliminating time delays, labor, supplies/resource usage, equipment wear, and expenditures related to: printing, photocopying, ink and paper usage, postage, maintenance of interested vendor lists; mailing, correction of mailing addresses, settling disagreements over misaddressed mailings, investigation of returned non-deliveries of notices, etc. The automated management of the processes is estimated to avoid labor equivalent to 2.5 government man-hours per subject transaction based on the processes, personnel, roles, steps, and actions involved.
 - Public/Federal Security: Provides a secure facility to protect secure but unclassified technical documentation related to solicitations.
- **Federal Procurement Data System – Next Generation (FPDS-NG):** Provides HUD with an automated capability to directly report awards real time from the Department of Health and Human Services contract writing systems and extract reports of award data on demand.

- Facilitate real time reporting integrated with agency contract writing systems. This resulted in a savings of approximately 418 hours for the agency in FY 2007.
- Congress/Public: Automates the dissemination of contract award data and incorporates public access.
- **Online Representation and Certification (ORCA):** Online Representation and Certification replaces solicitation Section K. Automates the previous Section K paper response to solicitations to HUD.
 - ORCA efficiencies compared to the equivalent manual management of the necessary representations and certifications for subject transactions are estimated to avoid the equivalent of 1.2 government man-hours per contract based on the processes, personnel, roles, steps, and actions involved. This resulted in a savings of approximately 281 hours for the agency in FY 2007.
 - Contractors: Reduces time, cost, and inaccuracies for contractors responding to Federal solicitations. ORCA provides for a single annual submission to replace the previous repetitive input in every solicitation.
- **Wage Determination Online (WDOL):** Provides Service Contract Act and Davis Bacon Act labor rates. Makes available the most current labor rates to HUD for service and construction programs.
 - Cost avoidance is realized by eliminating time delays, labor, supplies/resource usage, equipment wear, and expenditures related to: printing, photocopying, ink and paper usage, and postage for corresponding with contractors. The automated management of the processes is estimated to avoid labor equivalent to 1.5 government man-hours per wage determination request based on the processes, personnel, roles, steps, and actions involved. This resulted in a savings of approximately 293 hours for the agency in FY 2007.
 - Public: Ensures that appropriate labor rates are included in a contract for the labor categories specified in the Service Contract Act and Davis-Bacon Act.

Integrated Acquisition Environment - Loans and Grants (Managing Partner GSA) -

All agencies participating in the awarding of Loans & Grants benefit through access to a centralized solution to provide consistent, government-wide identifiers for award recipients. Cross-government cooperation to determine unique identifiers for Loans & Grants transactions furthers the agencies ability to maintain data integrity while additionally enhancing the transparency of federal program performance information, funding, and Loans & Grants solicitations.

Lines of Business

Financial Management LoB (Managing Partner GSA) -

Agencies participating in the FM LoB benefit from the government-wide enterprise architecture standards developed by the FM LoB. These improve the management of financial information within their agencies.

The Common Government-wide Accounting Code standard allows Chief Financial Officers (CFOs) to aggregate and report data across bureaus and departments.

The Performance Metrics for application hosting allows CFOs and other managers to compare operational efficiency and effectiveness among their own bureaus; and between Shared Service Providers (SSPs).

The Business Process Standards for Payments and Funds Control developed collaboratively by all agencies within the FM LoB allow CFOs to unify business processes across their department or agency. Standard business processes also bring efficiencies to SSPs by ensuring that all customer agencies use the same processes for transactions. The FM LoB will extend this work, developing standard business processes for reimbursables and for receivables.

The FM LoB developed a Migration Planning Guidance, telling agencies how to evaluate and select SSPs, and how to migrate their operations to that Provider.

The FM LoB is developing a Charge Card Interface to save agencies the cost of developing these themselves. The FM LoB is also developing standard interfaces with common systems (e.g. Lines of Business and E-Gov initiatives). By defining government-wide common interfaces, agencies avoid the expense of defining these interfaces themselves. Uniformity in these interfaces also reduces audit time and expense, and insures uniform business process standards.

The FM LoB alignment of Common Government-wide Accounting Code structure and Business Process Standard implementation with Treasury central systems will allow all agencies to improve business process and enables reliable data interchange across departments and agencies interfacing to the Treasury central systems.

Geospatial LoB (Managing Partner DoI) -

The Department of Housing and Urban Development is looking forward to the returns on investments from the Geospatial LoB with regards to greater efficiency and synergy across government. Geospatial data and information are critical components for meeting HUD's mission to increase homeownership, support community development and increase access to affordable housing free from discrimination. The LoB proposes to more effectively standardize business processes and enhance access to geospatial data and information. This promises to improve productivity, mission delivery, and services to citizens. HUD currently geospatially enables its traditional business data to improve business process efficiency, allowing for geographically based planning and execution of its mission objectives. The LoB can improve HUD's business processes by enabling easier access to and sharing of relevant spatial data sets and capabilities across government.

Grants Management LoB (Managing Partners HHS and NSF) -

HUD manages 16,901 grant awards equaling approximately \$33.7 billion. The GM LoB initiative will provide a centralized location for downloading applications, making awards, and tracking awards to closeout. GM LoB automated business processes and access to electronic documents is expected to decrease reliance on manual and paper-based processing.

The GM LoB has resulted in HUD undertaking a strategic alignment of its existing systems, prioritizing best of breed technology, and enhancing HUD's ability to provide agency and government-wide reports on grant activities and results. HUD's participation on the GM LoB's collaborative effort across federal agencies is ensuring Departmental compliance with the Federal Financial Assistance Management Improvement Act of 1999 and the Federal Funding Accountability and Transparency Act of 2006.

The GM LoB has enabled HUD to improve service through the standardization and streamlining of government-wide grants business processes – that includes Awards and Deficiency Letters, funds disbursement through financial systems, and improved coordination between Head Offices and Field Offices for award and post-award activities. The streamlining effort allows the public to receive time savings as a result of quicker notification and faster payments due to an automated system for grants processing. Furthermore, HUD's strategic alignment effort minimizes complex and varying agency-specific requirements and increases grantee use of Federal grants management systems and place HUD in a better position to serve as a GM LoB service provider to move programs or to receive services from a GM LoB service provider. Constituents will benefit as they will have fewer unique agency systems to learn; grantees' ability to learn how to use the system will be improved and reliance on call center technical support will be reduced. These efforts also provide grantees with online access to standard post-award reports, decreasing the number of unique - reporting requirements.

Human Resources Management LoB (Managing Partner OPM) -

HUD benefits through its use of best-in-class HR services and systems provided by one of the approved service providers, Treasury's HR Connect. HUD migrated to this service provider during FY 2005. Through its adoption of an approved service provider, the agency can achieve the benefits of "best-in-class" HR solutions without the costs of developing and maintaining their own HR systems. Employees across the agency benefit from improved HR services. HUD's involvement in the HR LoB allows them to help shape the government-wide solution as well as best practices and lessons learned as developed by task force and other agencies.

IT Infrastructure LoB (Managing Partner GSA) -

The initiative benefits HUD through improved IT performance, greater efficiencies in IT infrastructure investments, and consistency and standardization of infrastructure platforms. The ITI LoB will provide HUD with best practice data and industry-wide performance metrics to validate and/or improve existing performance.

Although HUD already has a long term performance based infrastructure contract that has established a full complement of performance metrics, as part of the ITI LoB HUD will gain the benefit of other's experiences related to performance metrics. We expect to realize improved performance by applying those metrics to our applications. Enhanced productivity and improved mission delivery will result from the improved performance. HUD believes this should result in at least a 20 percent improvement in performance for the mid term.

HUD's participation in this program will result in higher service levels at a more effective cost. Large government purchases will establish a baseline for HUD related acquisitions that will prove valuable when negotiating prices for hardware and software. A 10-15 percent gain in productivity is expected, because of this program.

HUD expects to realize significant benefit in improved mission delivery. The bulk of this activity will come as a result of an enhanced infrastructure that takes advantage of direct electronic interface with HUD customers. Infrastructure certification and accreditation will be significantly enhanced above what it is today. At least a 20-25 percent improvement in mission delivery is expected by taking advantage of this program. Enhanced infrastructure performance will directly result in improved mission delivery to the public.

Department of the Interior

The E-Government initiatives serve citizens, businesses, and Federal employees by delivering high quality services more efficiently at a lower price. Instead of expensive “stove-piped” operations, agencies work together to develop common solutions which achieve mission requirements at reduced cost, thereby making resources available for higher priority needs.

The Department of the Interior (DoI) is providing funding in FY 2008 to the following E-Government Initiatives:		
Government to Citizen Portfolio	Government to Business Portfolio	Government to Government Portfolio
<ul style="list-style-type: none"> ▪ Disaster Assistance Improvement Plan ▪ Recreation One-Stop 	<ul style="list-style-type: none"> ▪ Business Gateway ▪ E-Rulemaking 	<ul style="list-style-type: none"> ▪ Geospatial One-Stop ▪ Grants.gov
Internal Efficiency and Effectiveness Portfolio	Lines of Business (LoB)	
<ul style="list-style-type: none"> ▪ E-Gov Travel ▪ Enterprise HR Integration ▪ Integrated Acquisition Environment ▪ Integrated Acquisition Environment - Loans and Grants 	<ul style="list-style-type: none"> ▪ Budget Formulation and Execution LoB ▪ Financial Management LoB ▪ Geospatial LoB ▪ Grants Management LoB ▪ Human Resources Management LoB ▪ IT Infrastructure LoB 	

Benefits realized through the use of these initiatives are as follows:

Government to Citizen Portfolio

Disaster Assistance Improvement Plan (Managing Partner DHS) -

The Disaster Assistance Improvement Plan (DAIP) is a government-wide effort to improve the delivery of disaster assistance. The initiative includes member agencies which have active disaster assistance programs as well as those which do not. While some agencies are affected less than others in times of a disaster, all are affected in some way. DoI was identified by DAIP as providing disaster assistance. In addition, but in less obvious ways, it also supports other non-disaster assistance programs and services continue to reach disaster victims who may be displaced or otherwise out of contact and through DAIP helps to reduce the burden on other federal agencies which routinely provide logistical help and other critical management or organizational support during disasters. The DAIP program office, during its first year of operation, will quantify and report on the benefits and cost savings or cost reductions for each member agency.

Recreation One-Stop (Managing Partner DoI) -

Specifically, the National Park Service (NPS), Bureau of Land Management (BLM), Fish and Wildlife Science (FWS), and Bureau of Reclamation benefit by providing information related to recreational activities in our national parks, wildlife refuges, lakes, and public lands on the Recreation One-Stop portal. Citizens looking to utilize recreational services have a central place to search and do not need to contact the bureaus to obtain site descriptions, recreation activities, directions, and links to more-detailed information about at a specific location.

Government to Business Portfolio

Business Gateway (Managing Partner SBA) - (data for forms and compliance links are as of October 30, 2007)

By creating a single portal for business information, such as regulatory compliance information, Business Gateway directly benefits DoI "customers" (e.g., energy companies, wildlife importers/exporters, fisheries, mining companies, etc.), all of which are subject to complex regulatory requirements across multiple agencies.

- DoI's constituents have already benefited from Business Gateway including time and cost savings to the tune of 12 hours and \$870 a visit, assistance in compliance with the Small Business Paperwork Relief Act, and reduction in burden hours. Through increased outreach, more constituents will be able to realize these benefits.
- DoI will receive:
 - Contact center savings: Due to the use of Business.gov and Forms.gov a decrease in misdirected calls is expected to result in cost savings for DoI.
 - Maintenance savings: Business.gov's search technology will provide DoI with valuable user statistics and feedback, enabling it to simplify content management on its business compliance site.
 - Increased forms management: By making 322 forms (to date) available on Forms.gov, DoI saves agency time in forms management, and is expected to produce significant savings in paper and postage.
 - Increased exposure: Business.gov houses 782 compliance DoI links (to date) providing cross-agency effectiveness to American businesses.
 - Reduced burden on field offices: By directing compliance-related inquiries to Business.gov, agencies with field offices will save training and staff-time dollars.
 - Data harmonization savings: DoI has already realized significant benefit from Business Gateway by participating in the program's first data harmonization "vertical": The Single Surface Coal Reporting system. DoI and DoL together estimate saving \$341,000 in the first three years of their vertical, and are expected to save \$570,000 over 5 years.

Benefits to Department of the Interior bureaus:

- **Office of Surface Mining Reclamation and Enforcement (OSMRE)** – Business Gateway benefits this office by providing funding and assistance for the single surface coal mining reporting project. This pilot project was successfully implemented in FY 2005 and will yield positive returns during FY 2006 and 2007 as the regulatory burden faced by the surface coal industry is reduced. Business.gov will have a link to this tool on the site and currently contains 48 forms and 204 links from OSMRE.
- **Bureau of Land Management (BLM)** – BLM is tasked with promoting the health, diversity, and productivity of the public land located in 16 Western states. Business Gateway supports this mission by disseminating BLM information and regulations to citizens seeking business on these protected lands. Business.gov currently contains 46 forms pertaining to the protection of these public lands.
- **U.S. Fish & Wildlife Service (FWS)** – In its mission to promote conservation of plants, wildlife, and their habitats, Business Gateway benefits FWS by enabling citizens to access to relevant permits, forms, and information on conservation laws and treaties. Currently, Business.gov contains 99 forms and 40 links related to this mission.

E-Rulemaking (Managing Partner EPA) -

DoI completed the implementation of FDMS for all its bureaus in December 2007. Consistent with the goals and objectives of all Federal agencies, DoI implemented FDMS as mandated by the E-Government Act for the better good of government. While initial costs of development and ultimate implementation to FDMS have been more than DoI would normally expend for its publication of rulemakings through a paper-based system or through minimal use of an electronic comment system for 2 bureaus, DoI has

consistently championed FDMS as a system that is transparent, user friendly, and one that meets the goals of the E-Government Act. Long-term benefits for implementation of FDMS may include ease of public comment review, retention of the administrative record in an electronic format, and greater participation of the public in its rulemaking processes. In addition, select DoI bureaus are using the electronic records management features that were added in the summer of 2007 to protect and manage their rulemaking docket records.

Benefits to Department of the Interior bureaus (all statistics are from January 2007 through October 2007 unless otherwise noted):

- **Minerals Management Service (MMS)** – MMS posted 1 proposed rule, 7 supporting documents and 6 public submissions in Regulations.gov.
- **Bureau of Indian Affairs (BIA)** – BIA posted no *Federal Register* documents
- **National Parks Service (NPS)** – NPS posted a total of 2 *Federal Register* Notices and 5 rules and proposed rules in Regulations.gov.
- **Fish and Wildlife Service (FWS)** – FWS posted a total of 352 *Federal Register* Notices and 134 rules and proposed rules in Regulations.gov.
- **Bureau of Reclamation (BOR)** – BOR posted 1 *Federal Register* proposed rule and 405 public submissions in Regulations.gov.
- **Bureau of Land Management (BLM)** – BIA posted no *Federal Register* documents
- **U.S. Geologic Survey (USGS)** – USGS posted no *Federal Register* documents in Regulations.gov.
- **Office of Surface Mining (OSM)** – OSM posted a total of 9 *Federal Register* rules and proposed rules and 6 notices in Regulations.gov and received 3,334 public comments.
- **National Indian Gaming Commission (NIGC)** – NIGC posted 5 *Federal Register* proposed rules and 2 public submissions.
- **DoI, Office of the Secretary** – The Office of the Secretary posted 5 *Federal Register* proposed rules in Regulations.gov and received 61 comments

Government to Government Portfolio

Geospatial One-Stop (Managing Partner DoI) -

DoI is a major Federal producer/distributor of geospatial data and services and thus serves as significant metadata contributor to GOS. DoI enables other federal agencies to both avoid costs and realize cost savings by making DoI geospatial data available through the Geospatial One-Stop (GOS) Portal. GOS allows citizens and the geospatial communities to seek, find, and explore thousands of vital geospatial datasets existing in government databases throughout the country. In addition, DoI helps enhance overall Federal Spatial Readiness by making its large repository of current and historical data discoverable and accessible through the GOS Portal.

Before the GOS catalog was available, numerous data request needed to be handled by USGS and others, and were reliant on the availability of digital mapping data in various parts of the country. Because of GOS, the user community is now able to quickly discover the information without spending time sending verbal or electronic queries and waiting for a reply. The public frequently requests maps and other geospatial data from DoI, particularly during emergency response situations, so using the best available data is crucial and can actually be used to save lives. The portal provides an integrated environment to coordinate (and focus) these requests, making the agency's response more efficient.

It has the potential to reduce the cost of supporting such data requests. DoI realizes cost savings by providing users an automated search tool instead of DoI processing individual requests for data.

Several Federal groups are opting to use the "Communities" within GOS instead of building their own websites or portals, including DoI's Enterprise Geographic Information Management (EGIM) consortium,

the Federation of Earth Science Information Partners (ESIP), and the President's Council on Environmental Quality. Communities of interest continue to grow. Communities are specialized areas for sharing information in specific data categories such as Administrative Boundaries, Agriculture, Environment, etc.

Through the use of GOS, other agencies are able to effectively implement/leverage GOS. Examples include:

- The National Map program continues to work with GOS to better leverage shared technical capabilities and data partnership processes that will enhance the discovery of data and its use for the building of nationally consistent, seamless and continuously maintained base geospatial information.
- NOAA - In support of its response to findings of the U.S. Ocean Action Plan, the Interagency Working Group on Ocean and Coastal Mapping (IWG-OCM) will be using the GOS Oceans and Coasts Community as the primary communication vehicle for the OCM Community of Practice. This tool will be used to help avoid duplication of mapping efforts and facilitate the coordination and leveraging of mapping resources across the Federal sector and with State, industry, academic and NGO mapping interests.
- EPA uses a portal tool kit to allow internal sharing and publication to GOS.
- The National States Geographic Information Council (NSGIC) has implemented an inventory tool called RAMONA that creates 'starter' metadata which has the potential to greatly increase state datasets available to the GOS catalog. It is estimated that presently only 1 out of 4 state/local datasets are catalogued in GOS because of lengthy metadata requirements. It is anticipated RAMONA may easily provide access to more than 80 percent of state and local datasets.
- DoI's EGIM consortium has several examples:
 - Implemented the requirement of Bureaus to list all acquisitions in the GOS MarketPlace;
 - Established a requirement that DoI geospatial infrastructure must leverage GOS for sharing of DoI geospatial data; and
 - Established a plan for 2008, in its Geospatial Modernization Blueprint, to have GOS reflect designation of Authoritative Data Source (ADS) for selected/ accredited datasets within Interior.
 - In 2008, EGIM will establish new services and GeoRSS feeds that will be featured in GOS

Grants.gov (Managing Partner HHS) -

The Grants.gov Initiative benefits the Department of the Interior and its grant programs by providing a single location to publish grant funding opportunities and application packages, and by providing potential grantees the means to electronically apply for grants. As of September 2007, DoI had posted over 400 funding opportunities and application packages on Grants.gov. DoI received 1435 electronic applications from the grants community via Grants.gov in FY 2007.

Internal Efficiency and Effectiveness Portfolio

E-Gov Travel (Managing Partner GSA) -

DoI is currently scheduled to begin migrating its travel services to Northrop Grumman Mission Systems (NGMS), one of the three designated E-Gov Travel Service (ETS) providers, in Q2 FY 2008. Although not currently utilizing the full end-to-end capability of ETS, DoI is currently realizing the following benefits: through a combination of advantageous TMC pricing and a substantially higher degree of OBE usage (54 percent), DoI saved over \$159,000 in travel management service fees for reservations in FY07 when compared to pre-ETS pricing and online usage. DoI is achieving significant savings in airline ticket prices by leveraging the City Pair Program (CPP) fares along with assuming some risk by purchasing reduced price tickets that include change penalties. Combined, DoI can potentially save over \$8,000,000 each year by purchasing tickets below the CPP fare.

Integrated Acquisition Environment (Managing Partner GSA) -

Through adoption of the tools and services provided by IAE, DoI improves its ability to make informed and efficient purchasing decisions and allows it to replace manual processes. If DoI were not allowed to use the IAE systems, they would need to build and maintain separate systems to record vendor and contract information, and to post procurement opportunities. Agency purchasing officials would not have access to databases of important information from other agencies on vendor performance and could not use systems to replace paper-based and labor-intensive efforts. For FY 2007, DoI received estimated benefits of \$4,527,809 based on the processes, personnel, roles, steps, and actions involved. In addition, the agency realized an estimated cost avoidance of \$66,888 and estimated operational cost savings of \$364,897.

- **Central Contractor Registration (CCR):** Provides DoI single source of trading partner data. CCR Tools enable DoI access to current socio-economic and financial information as needed for their contractors without maintenance.
 - The automated collection and management of CCR-type vendor data for its intended purposes is estimated to avoid the equivalent of 0.9 man-hours per award transaction based on the processes, personnel, roles, steps, and actions involved.
 - Trading Partners: Enables trading partners to provide required information into a central data base for use across the Federal enterprise instead of submitting to each Government office.
- **Excluded Party Listing Service (EPLS):** Access via standard internet browser enables DoI to search for excluded parties prior to contract award.
 - The automated collection and management of EPLS-type data for its intended purposes is estimated to avoid the equivalent of 0.2 man-hours per subject award transaction based on the processes, personnel, roles, steps, and actions involved. This resulted in a savings of approximately 10,287 hours for the agency in FY 2007.
 - Public/Federal Security: Enables the elimination of excluded parties from receiving contract awards, protecting the taxpayers' investment and Federal contract spending. Users include banks and mortgage companies.
- **Electronic Subcontract Reporting System (eSRS):** For DoI, the eSRS automates the collection and management of Individual Subcontract Reports (ISR, formerly SF-294) and Summary Subcontract Reports (SSR, formerly SF-295) data.
 - The automated collection and management of eSRS type data for its intended purposes is estimated to avoid the equivalent of 0.3 government man-hours per subject award transaction that requires subcontracting plans based on the processes, personnel, roles, steps, and actions involved.
 - Small Business/Prime Contractors: Provides an automated filing and reporting capability for contractors using sub-contractors ensuring proper sub-contractor usage.
- **Federal Business Opportunity (FBO):** FBO is a source for contracting opportunities enabling DoI to automate management of the competitive notice processes.
 - Cost avoidance is realized by eliminating time delays, labor, supplies/resource usage, equipment wear, and expenditures related to: printing, photocopying, ink and paper usage, postage, maintenance of interested vendor lists; mailing, correction of mailing addresses, settling disagreements over misaddressed mailings, investigation of returned non-deliveries of notices, etc. The automated management of the competitive notice processes is estimated to avoid the equivalent of 5.5 government man-hours per subject transaction based on the processes, personnel, roles, steps, and actions involved. This resulted in a savings of approximately 45,909 hours for the agency in FY 2007.
 - Small Business/Contractors: Enables contractors and small businesses to access Federal solicitations using standard internet browser capabilities and provides an e-mail notification process for new postings. This further eliminates the need to check websites from every contracting office for bidding opportunities.

- **Federal Technical Documents System (FedTeDS):** FedTeDS provides DoI with a secure service for storage and distribution of secure but unclassified documents for solicitations for watersheds and dam specifications throughout the United States.
 - Cost avoidance is realized by eliminating time delays, labor, supplies/resource usage, equipment wear, and expenditures related to: printing, photocopying, ink and paper usage, postage, maintenance of interested vendor lists; mailing, correction of mailing addresses, settling disagreements over misaddressed mailings, investigation of returned non-deliveries of notices, etc. The automated management of the processes is estimated to avoid labor equivalent to 2.5 government man-hours per subject transaction based on the processes, personnel, roles, steps, and actions involved.
 - Public/Federal Security: Provides a secure facility to protect secure but unclassified technical documentation related to solicitations.
- **Federal Procurement Data System – Next Generation (FPDS-NG):** Provides DoI with an automated capability to directly report awards real time from DoI contract writing systems and extract reports of award data on demand.
 - Discontinue DoI feeder system; facilitate real time reporting integrated with agency contract writing systems. This resulted in a savings of approximately 8,698 hours for the agency in FY 2007.
 - Congress/Public: Automates the dissemination of contract award data and incorporates public access.
- **Online Representation and Certification (ORCA):** Online Representation and Certification replaces solicitation Section K. Automates the previous Section K paper response to solicitations to DoI.
 - ORCA efficiencies compared to the equivalent manual management of the necessary representations and certifications for subject transactions are estimated to avoid the equivalent of 1.2 government man-hours per contract based on the processes, personnel, roles, steps, and actions involved. This resulted in a savings of approximately 10,016 hours for the agency in FY 2007.
 - Contractors: Reduces time, cost, and inaccuracies for contractors responding to Federal solicitations. ORCA provides for a single annual submission to replace the previous repetitive input in every solicitation.
- **Wage Determination Online (WDOL):** Provides Service Contract Act and Davis Bacon Act labor rates. Makes available the most current labor rates to DoI for service and construction programs.
 - Cost avoidance is realized by eliminating time delays, labor, supplies/resource usage, equipment wear, and expenditures related to: printing, photocopying, ink and paper usage, and postage for corresponding with contractors. The automated management of the processes is estimated to avoid labor equivalent to 1.5 government man-hours per wage determination request based on the processes, personnel, roles, steps, and actions involved. This resulted in a savings of approximately 13,752 hours for the agency in FY 2007.
 - Public: Ensures that appropriate labor rates are included in a contract for the labor categories specified in the Service Contract Act and Davis-Bacon Act.

Integrated Acquisition Environment - Loans and Grants (Managing Partner GSA) -

All agencies participating in the awarding of Loans & Grants benefit through access to a centralized solution to provide consistent, government-wide identifiers for award recipients. Cross-government cooperation to determine unique identifiers for Loans & Grants transactions furthers the agencies ability to maintain data integrity while additionally enhancing the transparency of federal program performance information, funding, and Loans & Grants solicitations.

Lines of Business

Budget Formulation and Execution LoB (Managing Partner ED) -

BFE LoB provides significant benefits to partner agencies by encouraging best practices crossing all aspects of federal budgeting – from budget formulation and execution to performance to human capital and staffing needs.

To benefit all agencies, including DoI, BFE LoB, in conjunction with Department of the Treasury as the system owner, made available the first shared fee-for-service budget formulation system, the Budget Formulation and Execution Manager (BFEM). BFE LoB and Treasury are currently gathering requirements for a new Performance Measure Manager (PMM) module that will allow users to automate the definition, collection, and reporting of all types of performance measures. The PMM will be available in 2008. The BFEM system is an option for Interior and any Interior component that is in need of a budget formulation or performance measurement system.

To help agencies assess their budget systems requirements, BFE LoB created a decision matrix. Interior will benefit from using this matrix as a starting point in determining specific system needs. In 2008, BFE LoB will further benefit agencies by evaluating known budget systems against the decision matrix and making that information available so each agency can avoid the cost of performing that step individually.

In addition, BFE LoB created a secure government-only collaboration website, known as the “MAX Federal Community.” This provides a significant benefit for collaboration across and within agencies. It is used within the budget community, and has been expanded to serve other related communities, such as Grants, Financial Management, Performance, and Planning. Interior currently has 318 users that are registered and eligible to take advantage of the MAX Federal Community. The Community site is commonly used for sharing information, collaboratively drafting documents, supporting workgroups, and much more. Interior is beginning to actively use the Community site for collaborations within their agency and with other agencies. Examples include posting budget guidance, collaborating with Chief Information Officers on Exhibit 300s, and sharing information with OMB.

Financial Management LoB (Managing Partner GSA) -

Agencies participating in the FM LoB benefit from the government-wide enterprise architecture standards developed by the FM LoB. These improve the management of financial information within their agencies.

The Common Government-wide Accounting Code standard allows Chief Financial Officers (CFOs) to aggregate and report data across bureaus and departments.

The Performance Metrics for application hosting allows CFOs and other managers to compare operational efficiency and effectiveness among their own bureaus; and between Shared Service Providers.

The Business Process Standards for Payments and Funds Control developed collaboratively by all agencies within the FM LoB allow CFOs to unify business processes across their department or agency. Standard business processes also bring efficiencies to Shared Service Providers by ensuring that all customer agencies use the same processes for transactions. The FM LoB will extend this work, developing standard business processes for reimbursables and for receivables.

The FM LoB developed a Migration Planning Guidance, telling agencies how to evaluate and select Shared Service Providers, and how to migrate their operations to that Provider.

The FM LoB is developing a Charge Card Interface to save agencies the cost of developing these themselves. The FM LoB is also developing standard interfaces with common systems (e.g. Lines of Business and E-Gov initiatives). By defining government-wide common interfaces, agencies avoid the

expense of defining these interfaces themselves. Uniformity in these interfaces also reduces audit time and expense, and insures uniform business process standards.

The FM LoB alignment of Common Government-wide Accounting Code structure and Business Process Standard implementation with Treasury central systems will allow all agencies to improve business process and enables reliable data interchange across departments and agencies interfacing to the Treasury central systems.

Geospatial LoB (Managing Partner DoI) -

The Department of the Interior provides stewardship of 18 data themes as listed in OMB Circular A-16. The U.S. Geological Survey (USGS) manages many of the base cartographic layers, U.S. Fish and Wildlife (USFW) manages wetlands, National Park Service (NPS) manages cultural resources, and the Bureau of Land Management (BLM) is responsible for Federal land status, cadastral, and public land conveyance. All of these data themes are used by the public and many other federal agencies. The Geospatial LoB recommends a set of common government-wide solutions that serve the Nation's interests, and the core missions of federal agencies and their partners, through more effective and efficient development, provisioning, and interoperability of geospatial data and services.

Building on the policy foundation of OMB Circular A-16, Coordination of Geographic Information and Related Spatial Data Activities, and the President's Management Agenda, the Geospatial LoB will close a performance gap by developing a federal operational framework for managing geospatial information across the government. This federal operational framework will result in a more coordinated, collaborative, and leveraged approach to produce, maintain, and use geospatial data and services. The framework will also establish a system of accountability for all data stewards in the federal geospatial environment. Future cost savings, and greater satisfaction of customer and business needs will be realized by optimizing; and where appropriate, consolidating geospatial assets and activities through enhanced performance accountability and compliance mechanisms and coordinated budget planning and cost avoidance strategies.

Grants Management LoB (Managing Partners HHS and NSF) -

DoI awards approximately \$3 billion in financial assistance awards. The key benefit of the GM LoB will be having a centralized location to download all applications, make awards, and track awards to closeout. Automated business processes available through Consortia will decrease agency reliance on manual and paper-based processing. Consortium Lead agencies will spread operations and maintenance (O&M) costs, and development, modernization, and enhancement (DME) costs across agencies, decreasing the burden that any one agency must bear. GM LoB will lead to a reduction in the number of systems of record for grants data across the government and the development of common reporting standards, improving agency's ability to provide agency- and government-wide reports on grant activities and results. The GM LoB also assists agencies to comply with the Federal Financial Assistance Management Improvement Act of 1999 and the Federal Funding Accountability and Transparency Act of 2006. Service to constituents will be improved through the standardization and streamlining of government-wide grants business processes. The public will receive time savings as a result of quicker notification and faster payments due to an automated system for grants processing. Furthermore, GM LoB will minimize complex and varying agency-specific requirements and increase grantee ease of use on Federal grants management systems. Constituents will benefit as they will have fewer unique agency systems and processes to learn; grantees ability to learn how to use the system will be improved and reliance on call center technical support will be reduced. Consortium Lead agencies will also provide grantees with online access to standard post-award reports, decreasing the number of unique agency-specific reporting requirements.

Human Resources Management LoB (Managing Partner OPM) -

DoI operates the NBC, one of the approved service providers for the HR LoB. This initiative allows DoI to spread the cost of managing HR systems and processes across a larger customer base, reducing agency costs to operate these systems and processes. Employees across the agency benefit from improved HR

services. Additionally, DoI's involvement in the HR LoB allows them to help shape the government-wide solution as well as best practices and lessons learned as developed by task force and other agencies.

The HR LoB has worked with participating agencies to develop and validate Target Requirements for Shared Service Centers and Enterprise Architecture (EA) models for business process (Business Reference Model), business services (Service Component Model), performance measurement (Performance Model), data (Data Model), and technology (Technical Model) relating to the Federal human resources function. These artifacts present a common view of and vocabulary for the Federal HR function that provide a tangible basis for standardization and common solutions -- the dimensions that underlie the Human Resources Line of Business. Federal agencies are able to use this information and guidance to formulate their specific agency requirements for HR functions and manage the transition to a shared service center. Since each agency does not have to formulate its own HR enterprise architecture, this unified effort has allowed agencies to save significant time and resources. The EA artifacts also facilitate the mapping of individual agency architectures to OMB's Federal Transition Framework.

IT Infrastructure LoB (Managing Partner GSA) -

The initiative benefits DoI through improved IT performance, greater efficiencies in IT infrastructure investments, and consistency and standardization of infrastructure platforms. The ITI LoB will provide DoI with best practice data and industry-wide performance metrics to validate and/or improve existing performance.

Given the size and variety of locations of DoI, the agency stands to benefit from all three IT Infrastructure areas of concentration (End User Systems & Support, Mainframes and Servers Systems & Support, and Telecommunications Systems & Support). Most specifically, DoI will benefit greatly, from improved networks as many of the field/support offices are located in very remote locations including all national parks.

Department of Justice

The E-Government initiatives serve citizens, businesses, and Federal employees by delivering high quality services more efficiently at a lower price. Instead of expensive “stove-piped” operations, agencies work together to develop common solutions which achieve mission requirements at reduced cost, thereby making resources available for higher priority needs.

The Department of Justice (DoJ) is providing funding in FY 2008 to the following E-Government Initiatives:		
Government to Citizen Portfolio	Government to Business Portfolio	Government to Government Portfolio
<ul style="list-style-type: none"> ▪ Disaster Assistance Improvement Plan 	<ul style="list-style-type: none"> ▪ Business Gateway ▪ E-Rulemaking 	<ul style="list-style-type: none"> ▪ Grants.gov
Internal Efficiency and Effectiveness Portfolio	Lines of Business (LoB)	
<ul style="list-style-type: none"> ▪ E-Gov Travel ▪ Integrated Acquisition Environment ▪ Integrated Acquisition Environment - Loans and Grants 	<ul style="list-style-type: none"> ▪ Budget Formulation and Execution LoB ▪ Case Management LoB ▪ Financial Management LoB ▪ Geospatial LoB ▪ Grants Management LoB ▪ Human Resources Management LoB ▪ IT Infrastructure LoB 	

Benefits realized through the use of these initiatives are as follows:

Government to Citizen Portfolio

Disaster Assistance Improvement Plan (Managing Partner DHS) -

The Disaster Assistance Improvement Program (DAIP) is a government-wide initiative to improve the delivery of assistance to disaster victims. Through modification of an existing E-Gov initiative, GovBenefits.gov, DAIP provides a one-stop portal for those affected by disasters by providing information on programs offering disaster assistance and screening of benefits for which they may be eligible. After determining their eligibility, users may apply for disaster assistance benefits using a single application through FEMA, leading to a more simplified, streamlined process. All benefit applications are adjudicated by the appropriate agency. DAIP will also allow returning users to check the status of the request for benefits available through the single application. DAIP includes member agencies that have programs that: provide benefits for persons in response to disasters; help facilitate the application and delivery process through validation; have other resources that may assist disaster victims; or are otherwise relevant to those who are impacted by disasters. During its first year of operation, the DAIP Program Office will quantify and report on the benefits and cost savings for each member agency.

As an agency with programs that will participate directly with the DAIP, the Department of Justice will provide a streamlined application and status update process for citizens that apply to those participating programs. The DAIP will also reduce the time for citizens to complete applications for those participating programs. This will help the Department of Justice fulfill its mission to deliver assistance to disaster victims. The Department of Justice will be able to take advantage of the online application and status capability that DAIP provides to channel applicants to a lower cost alternative, which should provide cost savings for the agency in areas such as call center costs. Through the pre-screening for the programs that will be provided through DAIP, the Department of Justice will also allow citizens with the ability to learn about programs that they may be eligible for, and will reduce the number of invalid applications

that the Department of Justice has to process. Furthermore, by implementing authentication mechanisms on all applicants to ensure their identity before applying, DAIP will reduce exposure of individuals to identity theft.

At the initial launch of DAIP, all disaster assistance programs will be included in the pre-screening functionality of DAIP. Disaster victims who may be eligible for benefits under these Department of Justice programs will be presented with information about these programs, including referral information for state/local offices that an applicant can go to in order to apply for these disaster assistance benefits. Once the Department of Justice is integrated, DAIP may provide an online application intake/update application/review status capability that will drive cost savings by directing applicants to lower cost alternatives.

As an agency that will interface with the DAIP to identify fraudulent individuals that are attempting to apply for benefits, DOJ will be supporting Federal, State and local law enforcement as part of their mission to track criminals, sex offenders, child predators as well as fight crime and fraud.

Government to Business Portfolio

Department of Justice

Business Gateway (Managing Partner SBA) - (data for forms and compliance links are as of October 30, 2007)

By creating a single portal for business information, such as regulatory compliance information, Business Gateway directly benefits businesses governed by DoJ that are involved in the manufacturing and distribution of controlled substances or firearms and explosives, etc. Many of these businesses are subject to complex regulatory requirements across multiple agencies.

- DoJ's constituents could potentially receive significant benefits from Business Gateway including time and cost savings, assistance in compliance with the Small Business Paperwork Relief Act, and reduction in burden hours. Through increased outreach, more constituents will be able to realize these benefits.
- DoJ will receive:
 - Contact center savings: Due to the use of Business.gov and Forms.gov a decrease in misdirected calls is expected to result in cost savings for DoJ.
 - Maintenance savings: Business.gov's search technology will provide DoJ with valuable user statistics and feedback, enabling it to simplify content management on its business compliance site.
 - Increased forms management: By making 107 forms (to date) available on Forms.gov, DoJ saves agency time in forms management, and is expected to produce significant savings in paper and postage.
 - Increased exposure: Business.gov now houses 979 DoJ compliance links (to date), making these resources available to the government-wide portal.
 - Reduced burden on field offices: By directing compliance-related inquiries to Business.gov, agencies with field offices will save training and staff-time dollars.
 - Data harmonization: Every federal agency should have or participate in at least one "vertical" opportunity. In the case of DoJ, for example, in the area of immigration adjudication, opportunities to harmonize forms and the data collection processes exist with DHS and Treasury (IRS). Note that DoI and DoL together estimate savings of

Business Gateway Constituent Quote...

"Business.gov is the perfect resource for me. I'm growing one business and starting another. This Web site works on two different levels, providing the direct connections I want for my on-going business needs and the basic start-up support I need for launching my need business. Business.gov is like having a silent partner on line."

--Small Business Owner

\$341,000 in the first three years of their vertical, and are expected to save \$570,000 over 5 years.

Benefits to Department of Justice bureaus:

- **Drug Enforcement Administration (DEA)** – The DEA’s mission includes regulation of the production and distribution by American companies of controlled substances which could be misused for illicit drug trafficking. Currently Business.gov offers 350 DEA specific links and 18 forms.
- **Alcohol, Tobacco, Firearms, and Explosives (ATF)** – ATF regulates businesses that produce, sell and distribute firearms and explosives. There are 47 ATF forms and 12 ATF links available on the web through Business.gov.
- **Federal Bureau of Investigation (FBI)** – Business.gov enables businesses to easily find information on FBI activities such as background checks for gun sales and enforcement actions in business communities. At this time Business.gov houses 9 forms for the FBI.
- **Civil Rights Division** – Business.gov enables businesses to access the Civil Rights Division’s information, which assists them in avoiding unlawful employment practices concerning, for example, discrimination and immigration issues. There are 10 Civil Rights Division forms currently on Business.gov.
- **Executive Office of the United States Trustees** – Business.gov has 2 forms of the Executive Office for U.S. Trustees providing information to businesses on the processes for properly filing bankruptcy petitions.
- **Anti-Trust Division** – The Anti-Trust Division provides guidance and information to businesses so that they can avoid problems with anti-trust laws and regulations. Business.gov currently offers 1 form for the Anti-Trust Division.
- **Executive Office for Immigration Review** – The Executive Office for Immigration Review adjudicates immigration cases. Business.gov houses 8 forms for this office to assist businesses with immigration matters.
- **Criminal Division** – Business.gov provides 6 forms for the Criminal Division made available to businesses.
- **Justice Management Division** – Business.gov offers 3 forms for the Justice Management Division.
- **Civil Division** – Business.gov provides 1 form for the Civil Division.
- **Legal Activities** – Business.gov currently offers 2 forms for Legal Activities.

E-Rulemaking (Managing Partner EPA) -

With a single online website, the Federal Docket Management System (FDMS) will enable DoJ to improve public access to all rulemaking material, provide a central location for the public to find and comment on the DoJ regulatory actions that affect their lives, and in addition, reduces data storage costs and allows regulation writers an easy way to have cross-agency/cross-government collaboration on regulatory matters. DoJ completed migration to FDMS in June 2007. FDMS offers DoJ centralized and immediate access to materials supporting DoJ’s actions. Between January and October 2007, DoJ and its bureaus posted 27 *Federal Register* rules and proposed rules and 282 public submissions in Regulations.gov.

DoJ benefits in several ways through its participation and reliance on FDMS and Regulations.gov. DoJ reaps substantial benefits by improving the transparency of its rulemaking actions as well as increasing public participation in the regulatory process. Direct budget cost savings and cost avoidance result from DoJ’s transition to FDMS and Regulations.gov, enabling the Department to discontinue efforts to develop, deploy and operate agency specific individual online docket and public comment systems. Over five years, it is estimated that Justice would avoid costs of over \$130,000 over having the Department independently create alternative options that would provide similar services. These figures were calculated in the summer of 2007 by an independent economist hired by the E-Rulemaking Program to develop a Cost-Benefit Model.

The sub-agencies with more active regulatory and notice programs are described below along with their anticipated benefits, but benefits for implementing FDMS are available to other DoJ sub-agencies such as the Civil Rights Divisions, the EOUSA, the Executive Office for Immigration Review (EOIR), USMS, the Executive Office for U.S. Trustees, and OJP. These sub-agencies can configure their business process in FDMS to assist them with establishing an electronic workflow process. In addition, shortly after DoJ implemented FDMS, the record management component was deployed for participating agencies, enabling all implemented agencies to support their existing records programs with the expanded FDMS features.

Benefits to Department of Justice bureaus (all statistics are from January 2007 through October 2007 unless otherwise noted):

- **Bureau of Alcohol Tobacco and Firearms (ATF)** – The FDMS enables the regulation writers at ATF to better coordinate their regulatory processes and improve public access to important regulatory actions. ATF did not post any *Federal Register* documents in Regulations.gov.
- **Antitrust Division** – FDMS provides the tools necessary to enable the Antitrust and other partner's agencies/bureaus to work together on regulatory actions electronically. ATR posted a total of 58 *Federal Register* Notices in Regulations.gov.
- **Drug Enforcement Administration (DEA)** – The FDMS helps the DEA staff to collaborate in their drafting of regulatory actions and provides a central web-based location for the public as well as partner states and localities to find DEA's regulatory materials. DEA posted 12 *Federal Register* rules and proposed rules in Regulations.gov and received 7 comments.
- **Federal Bureau of Investigations (FBI)** – FDMS improves and increases information dissemination and participation of the community that falls under the laws, regulations, and enforcement actions the FBI is tasked with upholding. FBI did not post any *Federal Register* documents in Regulations.gov.
- **United States Parole Commission (USPC)** – For the community USPC serves, being able to easily and quickly access proposed regulatory actions is very important. FDMS helps the Commission in ensuring the community under its authority and all members of the public have easy access to and the ability to comment on any regulatory actions that may directly affect them. USPC posted a total of 2 *Federal Register* rules in Regulations.gov.
- **Bureau of Prisons (BOP)** – With the available online tools developed for Federal regulation writers, FDMS facilitates communication for BOP with all of its institutions, offices, etc., when it is drafting a regulatory action or reviewing the comments received from the public. BOP posted a total of 2 *Federal Register* rules and proposed rules in Regulations.gov and received 4 public comments.
- **Other regulatory entities within DoJ** – The Office of Justice Programs, Foreign Claims Settlement Commission, and Executive Office of Immigration Review did not post any *Federal Register* documents Regulations.gov.
- **National Institute of Corrections** – The bureau did not post any *Federal Register* documents Regulations.gov.
- **DoJ, Department Level** – The Attorney General routinely promulgates rulemaking documents for the Department, except where authority has been delegated to component heads. Rules promulgated at the Departmental level include: the Civil Division, the Civil Rights Division, the Criminal Division, the Executive Office of the U.S. Attorneys, and the U.S. Marshals. CBP posted a total of 11 *Federal Register* rules and proposed rules in Regulations.gov and received 149 comments.

Government to Government Portfolio

Grants.gov (Managing Partner HHS) -

The Grants.gov initiative benefits DoJ and its grant making components, including the Office of Justice Programs, Community Oriented Policing Services, and Office for Violence Against Women by providing a

single location to publish grant funding opportunities and receive application packages, and by providing a single site for the grants community to apply for grants using common forms, processes and systems. The utilization of Grants.gov eliminates the need for DoJ to build a similar system of its own to service its grant constituents. DoJ has leveraged Grants.gov in the development of two agency specific forms and government-wide forms are used for virtually all application packages. As of October 2007, DoJ posted 129 synopses of competitive grant opportunities and 151 application packages on Grants.gov. DoJ has received more than 9,500 electronic applications from the grants community via Grants.gov. Compared with FY 2006, DoJ use of Grants.gov shows a 46.6 percent increase in synopses, a 37.3 percent increase in application packages and more than 4,000 additional applications received. Of the applications submitted through Grants.gov, DoJ made awards to 1,906 applicants for a total of \$867,379,901.

DoJ additionally serves as the grants system service provider for the Department of Homeland Security, Office of Grants and Training (OG&T) enabling OG&T to use Grants.gov for its competitive grants.

Internal Efficiency and Effectiveness Portfolio

E-Gov Travel (Managing Partner GSA) -

DoJ is scheduled to begin migrating its travel services to Carlson Wagonlit Government Travel (CWGT), one of the three designated E-Gov Travel Service (ETS) providers, in Q2 FY 2008. Once the EDS is deployed, DoJ will have standardize travel management practices to consolidate federal travel, minimize cost, security and privacy controls for the protection of government and personal data, improve agency oversight, and have strategic source pricing through cross-government purchasing agreements.

Integrated Acquisition Environment (Managing Partner GSA) -

Through adoption of the tools and services provided by IAE, DoJ improves its ability to make informed and efficient purchasing decisions and allows it to replace manual processes. If DoJ were not allowed to use the IAE systems, it would need to build and maintain separate systems to record vendor and contract information, and to post procurement opportunities. Agency purchasing officials would not have access to databases of important information from other agencies on vendor performance and could not use systems to replace paper-based and labor-intensive efforts. For FY 2007, DoJ received estimated benefits of \$3,698,236 based on the processes, personnel, roles, steps, and actions involved. In addition, the agency realized an estimated cost avoidance of \$63,049 and estimated operational cost savings of \$343,953.

- **Central Contractor Registration (CCR):** Provides DoJ single source of trading partner data. CCR Tools enable DoJ access to current socio-economic and financial information as needed for their contractors without maintenance.
 - The automated collection and management of CCR-type vendor data for its intended purposes is estimated to avoid the equivalent of 0.9 man-hours per award transaction based on the processes, personnel, roles, steps, and actions involved. This resulted in a savings of approximately 39,736 hours for the agency in FY 2007.
 - Trading Partners: Enables trading partners to provide required information into a central data base for use across the Federal enterprise instead of submitting to each Government office.
- **Excluded Party Listing Service (EPLS):** Access via standard internet browser enables DoJ to search for excluded parties prior to contract award.
 - The automated collection and management of EPLS-type data for its intended purposes is estimated to avoid the equivalent of 0.2 man-hours per subject award transaction based on the processes, personnel, roles, steps, and actions involved. This resulted in a savings of approximately 8,830 hours for the agency in FY 2007.
 - Public/Federal Security: Enables the elimination of excluded parties from receiving contract awards, protecting the taxpayers' investment and Federal contract spending. Users include banks and mortgage companies.

- **Electronic Subcontract Reporting System (eSRS):** For the DoJ, the eSRS automates the collection and management of Individual Subcontract Reports (ISR, formerly SF-294) and Summary Subcontract Reports (SSR, formerly SF-295) data.
 - The automated collection and management of eSRS-type data for its intended purposes is estimated to avoid the equivalent of 0.3 government man-hours per subject award transaction that requires subcontracting plans based on the processes, personnel, roles, steps, and actions involved.
 - Small Business/Prime Contractors: Provides an automated filing and reporting capability for contractors using sub-contractors ensuring proper sub-contractor usage.
- **Federal Business Opportunity (FBO):** FBO is a source for contracting opportunities. Enables the DoJ to automate management of the competitive notice processes.
 - Cost avoidance is realized by eliminating time delays, labor, supplies/resource usage, equipment wear, and expenditures related to: printing, photocopying, ink and paper usage, postage, maintenance of interested vendor lists; mailing, correction of mailing addresses, settling disagreements over misaddressed mailings, investigation of returned non-deliveries of notices, etc. The automated management of the competitive notice processes is estimated to avoid the equivalent of 5.5 government man-hours per subject transaction based on the processes, personnel, roles, steps, and actions involved. This resulted in a savings of approximately 31,163 hours for the agency in FY 2007.
 - Small Business/Contractors: Enables contractors and small businesses to access Federal solicitations using standard internet browser capabilities and provides an e-mail notification process for new postings. This further eliminates the need to check websites from every contracting office for bidding opportunities.
- **Federal Technical Documents System (FedTeDS):** FedTeds provides DoJ with a secure service for storage and distribution of secure but unclassified documents for solicitations.
 - Cost avoidance is realized by eliminating time delays, labor, supplies/resource usage, equipment wear, and expenditures related to: printing, photocopying, ink and paper usage, postage, maintenance of interested vendor lists; mailing, correction of mailing addresses, settling disagreements over misaddressed mailings, investigation of returned non-deliveries of notices, etc. The automated management of the processes is estimated to avoid labor equivalent to 2.5 government man-hours per subject transaction based on the processes, personnel, roles, steps, and actions involved.
 - Public/Federal Security: Provides a secure facility to protect secure but unclassified technical documentation related to solicitations.
- **Federal Procurement Data System – Next Generation (FPDS-NG):** Provides DoJ with an automated capability to directly report awards real time from the HHS contract writing systems and extract reports of award data on demand.
 - Discontinue the DoJ feeder system; facilitate real time reporting integrated with agency contract writing systems. This resulted in a savings of approximately 9,468 hours for the agency in FY 2007.
 - Congress/Public: Automates the dissemination of contract award data and incorporates public access.
- **Online Representation and Certification (ORCA):** Online Representation and Certification replaces solicitation Section K. Automates the previous Section K paper response to solicitations to DoJ.
 - ORCA efficiencies compared to the equivalent manual management of the necessary representations and certifications for subject transactions are estimated to avoid the equivalent of 1.2 government man-hours per contract based on the processes, personnel, roles, steps, and actions involved. This resulted in a savings of approximately 5,666 hours for the agency in FY 2007.
 - Contractors: Reduces time, cost, and inaccuracies for contractors responding to Federal solicitations. ORCA provides for a single annual submission to replace the previous repetitive input in every solicitation.

- **Wage Determination Online (WDOL):** Provides Service Contract Act and Davis Bacon Act labor rates. Makes available the most current labor rates to DoJ.
 - Cost avoidance is realized by eliminating time delays, labor, supplies/resource usage, equipment wear, and expenditures related to: printing, photocopying, ink and paper usage, and postage for corresponding with contractors. The automated management of the processes is estimated to avoid labor equivalent to 1.5 government man-hours per wage determination request based on the processes, personnel, roles, steps, and actions involved. This resulted in a savings of approximately 1,710 hours for the agency in FY 2007.
 - Public: Ensures that appropriate labor rates are included in a contract for the labor categories specified in the Service Contract Act and Davis-Bacon Act.

Integrated Acquisition Environment - Loans and Grants (Managing Partner GSA) -

All agencies participating in the awarding of Loans & Grants benefit through access to a centralized solution to provide consistent, government-wide identifiers for award recipients. Cross-government cooperation to determine unique identifiers for Loans & Grants transactions furthers the agencies ability to maintain data integrity while additionally enhancing the transparency of federal program performance information, funding, and Loans & Grants solicitations.

Lines of Business

Budget Formulation and Execution LoB (Managing Partner ED) -

BFE LoB provides significant benefits to partner agencies by encouraging best practices crossing all aspects of federal budgeting – from budget formulation and execution to performance to human capital and staffing needs.

To benefit all agencies, including Justice, BFE LoB, in conjunction with Department of the Treasury as the system owner, made available the first shared fee-for-service budget formulation system, the Budget Formulation and Execution Manager (BFEM). BFE LoB and Treasury are currently gathering requirements for a new Performance Measure Manager (PMM) module that will allow users to automate the definition, collection, and reporting of all types of performance measures. The PMM will be available in 2008.

Justice purchased BFEM for their 2009 budget cycle resulting in greater ease in collection of budget data and production of budget submissions. Justice avoided the costs of procuring and setting up a custom system by participating in a shared service system sponsored by BFE LoB. The BFEM system services main Justice and it also continues as an option for any Justice component that is in need of a budget formulation or performance measurement system.

To help agencies assess their budget systems requirements, BFE LoB created a decision matrix. Justice will benefit from using this matrix as a starting point in determining specific system needs. In 2008, BFE LoB will further benefit agencies by evaluating known budget systems against the decision matrix and making that information available so each agency can avoid the cost of performing that step individually.

In addition, BFE LoB created a secure government-only collaboration website, known as the “MAX Federal Community.” This provides a significant benefit for collaboration across and within agencies. It is used within the budget community, and has been expanded to serve other related communities, such as Grants, Financial Management, Performance, and Planning. Justice currently has 221 users that are registered and eligible to take advantage of the MAX Federal Community. The Community site is commonly used for sharing information, collaboratively drafting documents, supporting workgroups, and much more.

Case Management LoB (Managing Partner DoJ) -

The initiative benefits DoJ by promoting and sharing the work that has been done across its components that will benefit other agencies as they prepare to start new case management initiatives. This sharing of information will lead to improved use of taxpayer money, reduction of administrative burden and improved service delivery to Federal employees by streamlining workflow within and across agency boundaries.

DoJ's Federal Bureau of Investigation (FBI) is currently working to develop its Sentinel case management system. Work products from the Sentinel system will provide a roadmap for improving the sharing of case-related information within and among DoJ investigative agencies. Additionally it serves as the architectural basis for interfacing Federal investigative case management systems with the Litigation Case Management System (LCMS), which is being implemented in the DoJ's Litigation Divisions. LCMS is designed to streamline the processing of case leads, the allocation of resources, and the management of case-related records and workflow.

Through DoJ and the CM LoB's work on LCMS, the following activities are planned:

- Creating the central application hosting infrastructure to support LCMS for all the DoJ litigating divisions. The Executive Office of U.S. Attorneys will deploy in FY 2008 (Stage 1); CIV, CRT, and ENRD in FY 2009 (Stage 2); CRM, ATR, and TAX will deploy in FY 2010 (Stage 3). All will be hosted on the central platform and infrastructure created in FY 2008.
- Configuring the core LCMS commercial off-the-shelf software, Siebel, in FY 2008 to meet the specific needs of the U.S. Attorney's Offices. It is expected this initial software configuration will be substantially reusable for the other DoJ litigating divisions. Processes such as opening a case, closing a case, and managing case participants are similar across components.
- Establishing best practices across disciplines (requirements management, software design and configuration, testing) as part of the work being done in FY 2008 to implement the U.S. Attorneys includes. This will reduce labor costs and enhance quality of the implementations of the other DoJ litigating divisions.

Financial Management LoB (Managing Partner GSA) -

Agencies participating in the FM LoB benefit from the government-wide enterprise architecture standards developed by the FM LoB. These improve the management of financial information within their agencies.

The Common Government-wide Accounting Code standard allows Chief Financial Officers (CFOs) to aggregate and report data across bureaus and departments.

The Performance Metrics for application hosting allows CFOs and other managers to compare operational efficiency and effectiveness among their own bureaus; and between Shared Service Providers.

The Business Process Standards for Payments and Funds Control developed collaboratively by all agencies within the FM LoB allow CFOs to unify business processes across their department or agency. Standard business processes also bring efficiencies to Shared Service Providers by ensuring that all customer agencies use the same processes for transactions. The FM LoB will extend this work, developing standard business processes for reimbursables and for receivables.

The FM LoB developed a Migration Planning Guidance, telling agencies how to evaluate and select Shared Service Providers, and how to migrate their operations to that Provider.

The FM LoB is developing a Charge Card Interface to save agencies the cost of developing these themselves. The FM LoB is also developing standard interfaces with common systems (e.g. Lines of Business and E-Gov initiatives). By defining government-wide common interfaces, agencies avoid the expense of defining these interfaces themselves. Uniformity in these interfaces also reduces audit time and expense, and insures uniform business process standards.

The FM LoB alignment of Common Government-wide Accounting Code structure and Business Process Standard implementation with Treasury central systems will allow all agencies to improve business process and enables reliable data interchange across departments and agencies interfacing to the Treasury central systems.

Geospatial LoB (Managing Partner DoJ) -

Geospatial information is vital to the success of DoJ's law enforcement mission. Under Circular A-16, DoJ is the lead agency for the Law Enforcement Statistics theme. Through improved standards and new service components, the Geospatial LoB will help DoJ better utilize this and other NSDI data themes in its investigatory function. These enhancements will especially benefit DoJ's partnering relationships with state, local, and tribal law enforcement agencies.

Already, the Geospatial LoB data call has provided DoJ with a portfolio of its geospatial procurement activity so that the Department can work to maximize the value of future geospatial investments.

National Drug Intelligence Center (NDIC) - NDIC recently released the National Drug Threat Assessment 2007 report. The geo-statistical presentations illuminate the dynamic trends in regional drug abuse.

Benefits to Department of Justice bureaus:

- Civil Rights Division - The Division's Geographic Information System (GIS) provides technical support services through a state-of-the-art computer system and online demographic information based on the 1990 and 2000 Census. This represents a strong example of using another NSDI data theme to augment the enforcement of voting rights statutes.
- Federal Bureau of Investigations (FBI) - Geospatial information has allowed the FBI managers to improve how to address vulnerabilities and threats in their 'domain' using a suite of geospatial mapping tools that manage, manipulate, integrate, query, and display digital geospatial data in support of FBI decision-making.
- Drug Enforcement Administration (DEA) - In the future the DEA will use more detailed geospatial analysis and GIS and Business Intelligence (BI) capabilities to generate visualizations of geographic trends and relationships in order to develop a drug control strategy.
- Alcohol Tobacco Firearms and Explosives (ATF) - Consistent use of geospatial data standards will greatly increase the utility of the capability if information management and sharing of the ATF Bomb Arson Tracking System (BATS) used by local law enforcement agencies.
- Office of Juvenile Justice and Delinquency Prevention (OJJDP) - provides national leadership, coordination, and resources to prevent and respond to juvenile delinquency and victimization. Geospatial analysis data allows easy-to-read tables, graphs, and maps to effectively display the regional differences in juvenile population characteristics.

Grants Management LoB (Managing Partners HHS and NSF) -

DoJ, comprised of the Office of Justice Programs, the Office of Community Oriented Policing Services, and the Office of Violence Against Women, manages 13,193 grant awards equaling approximately \$8.7 billion.

DoJ is currently conducting a fit-gap analysis, comparing its end-to-end grants management system with each of the three GM LoB consortia providers. Regardless of the results of the fit-gap, benefits of the GM LoB include moving towards a centralized location to download all applications, make awards, and track awards to closeout. Automated business processes will decrease agency reliance on manual and paper-based processing. GM LoB will lead to a reduction in the number of systems of record for grants data across the government and the development of common reporting standards, improving agency's ability to provide agency- and government-wide reports on grant activities and results. The GM LoB also assists agencies to comply with the Federal Financial Assistance Management Improvement Act of 1999 and the Federal Funding Accountability and Transparency Act of 2006.

Human Resources Management LoB (Managing Partner OPM) -

DOJ currently utilizes the National Finance Center as a shared service provider for payroll services across all components. The benefits of a single provider include standardized processes and interfaces across multiple components where every component is able to capitalize on the best practices implemented by the service provider without the expense of independent system implementations. DOJ's involvement in the HR LoB allows utilization of government-wide solutions as well as realization from best practices and lessons learned from task forces and other agencies.

The HR LoB has worked with participating agencies to develop and validate Target Requirements for Shared Service Centers and Enterprise Architecture (EA) models for business process (Business Reference Model), business services (Service Component Model), performance measurement (Performance Model), data (Data Model), and technology (Technical Model) relating to the Federal human resources function. These artifacts present a common view of and vocabulary for the Federal HR function that provide a tangible basis for standardization and common solutions -- the dimensions that underlie the Human Resources Line of Business. Federal agencies are able to use this information and guidance to formulate their specific agency requirements for HR functions and manage the transition to a shared service center. Since each agency does not have to formulate its own HR enterprise architecture, this unified effort has allowed agencies to save significant time and resources. The EA artifacts also facilitate the mapping of individual agency architectures to OMB's Federal Transition Framework.

IT Infrastructure LoB (Managing Partner GSA) -

The initiative benefits DoJ through improved IT performance, greater efficiencies in IT infrastructure investments, and consistency and standardization of infrastructure platforms. The ITI LoB will provide DoJ with best practice data and industry-wide performance metrics to validate and/or improve existing performance.

Given the size and variety of locations of DoJ, the agency stands to benefit from all three IT Infrastructure areas of concentration (End User Systems & Support, Mainframes and Servers Systems & Support, and Telecommunications Systems & Support). Furthermore, given the knowledge sharing that will occur, IT Security should improve due to the capturing of infrastructure best-practices. This will assist in protecting sensitive legal information transmitted through DoJ systems.

Department of Labor

The E-Government initiatives serve citizens, businesses, and Federal employees by delivering high quality services more efficiently at a lower price. Instead of expensive “stove-piped” operations, agencies work together to develop common solutions which achieve mission requirements at reduced cost, thereby making resources available for higher priority needs.

The Department of Labor (DoL) is providing funding in FY 2008 to the following E-Government Initiatives:		
Government to Citizen Portfolio	Government to Business Portfolio	Government to Government Portfolio
<ul style="list-style-type: none"> ▪ Disaster Assistance Improvement Plan 	<ul style="list-style-type: none"> ▪ Business Gateway ▪ E-Rulemaking 	<ul style="list-style-type: none"> ▪ Grants.gov
Internal Efficiency and Effectiveness Portfolio	Lines of Business (LoB)	
<ul style="list-style-type: none"> ▪ Integrated Acquisition Environment ▪ Integrated Acquisition Environment - Loans and Grants 	<ul style="list-style-type: none"> ▪ Budget Formulation and Execution LoB ▪ Financial Management LoB ▪ Geospatial LoB ▪ Grants Management LoB ▪ Human Resources Management LoB ▪ IT Infrastructure LoB 	

Benefits realized through the use of these initiatives are as follows:

Government to Citizen Portfolio

Disaster Assistance Improvement Plan (Managing Partner DHS) -

The Disaster Assistance Improvement Program (DAIP) is a government-wide initiative to improve the delivery of assistance to disaster victims. Through modification of an existing E-Gov initiative, GovBenefits.gov, DAIP provides a one-stop portal for those affected by disasters by providing information on programs offering disaster assistance and screening of benefits for which they may be eligible. After determining their eligibility, users may apply for disaster assistance benefits using a single application through FEMA, leading to a more simplified, streamlined process. All benefit applications are adjudicated by the appropriate agency. DAIP will also allow returning users to check the status of the request for benefits available through the single application. DAIP includes member agencies that have programs that: provide benefits for persons in response to disasters; help facilitate the application and delivery process through validation; have other resources that may assist disaster victims; or are otherwise relevant to those who are impacted by disasters. During its first year of operation, the DAIP Program Office will quantify and report on the benefits and cost savings for each member agency.

At the initial launch of DAIP, all disaster assistance programs and public assistance programs that may be of relevance to disaster victims will be included in the pre-screening functionality of DAIP. Disaster victims who may be eligible for benefits under these Department of Labor programs will be presented with information about these programs, including referral information for state/local offices that an applicant can go to in order to apply for these benefits. Once the Department of Labor is integrated, DAIP may provide an online application intake/update application/review status capability that will drive cost savings by directing applicants to lower cost alternatives. DAIP also provides the Department of Labor an alternate mechanism for providing information to disaster victims. This will support delivery of assistance to disaster victims and will reduce agency direct inquiries about individual assistance.

Government to Business Portfolio

Business Gateway (Managing Partner SBA) - (data for forms and compliance links are as of October 30, 2007)

By creating a single portal for business information, such as regulatory compliance information, Business Gateway directly benefits DoL's "customers" – U.S. businesses of all types and sizes, virtually all of which are subject to complex regulatory requirements across multiple agencies.

DoL's goals of improving working conditions, advancing opportunities for profitable employment, protecting retirement and health care benefits, helping employers find workers, strengthening free collective bargaining, etc., are tied to Business Gateway's mission of helping businesses find, understand, and comply with Federal laws and regulations and of making it easier for businesses to access government resources.

While DoL already has effective compliance assistance resources, Business.gov, as an inter-agency portal of government information for businesses, serves to *cross-sell* agency information by increasing businesses' access to DoL's resources, and increases access to other agencies' resources of which DoL's customers may not be aware.

- DoL's constituents have already benefited from Business Gateway including time and cost savings of 12 hours and \$870 per visit, assistance in compliance with the Small Business Paperwork Relief Act, and reduction in burden hours. Through increased outreach, more constituents will be able to realize these benefits.
- DoL will receive:
 - Contact center savings: Due to the use of Business.gov and Forms.gov a decrease in misdirected calls is expected to result in cost savings for DoL.
 - Maintenance savings: Business.gov's search technology will provide DoL with valuable user statistics and feedback, enabling it to simplify content management on its compliance assistance site.
 - Increased forms management: By making 231 forms (to date) available on Forms.gov, DoL saves agency time in forms management, and is expected to produce significant savings in paper and postage.
 - Increased exposure: Business.gov now houses 5,290 DoL compliance links (to date) providing cross-agency effectiveness to American businesses.
 - Data harmonization savings: DoL has already realized significant benefit from Business Gateway by participating in the program's first data harmonization "vertical": The Single Surface Coal Reporting system. DoI and DoL together estimate saving \$341,000 in the first three years of their vertical, and are expected to save \$570,000 over 5 years.

Business Gateway Article Quote:

"Business.gov continues to expand its offerings of resources and tools to help small businesses comply with federal government regulations. Responding to feedback from its business community users, Business.gov has developed a tool that helps businesses determine their license and permit requirements."

-- *Winning Bids Magazine*

Benefits to Department of Labor agencies:

- **Employment and Training Administration (ETA)** – Business Gateway furthers ETA's mission by increasing awareness of relevant programs by posting 17 related forms and 135 content links on Business.gov, including those related to the foreign labor certification program, the Worker Adjustment and Retraining Notification Act and Unemployment Insurance Programs.
- **Employee Benefits Security Administration (EBSA)** – Business Gateway currently links to the EBSA website, helping increase awareness of EBSA's many compliance assistance resources and tools that help employers sponsoring health or pension plans navigate the complex employee benefits laws. Business Gateway's 7 EBSA links will allow employers and others to find the resources that will encourage and facilitate compliance with the laws, the regulations, reporting forms, and other requirements affecting employee benefit plans.

- **Employment Standards Administration (ESA)** – ESA is a critical participant in the Business Gateway initiative because of its role in governing basic worker protections. Business Gateway provides 127 forms and links to ESA compliance assistance tools and resources. These employment standards are essential to all businesses and include issues ranging from nondiscrimination requirements for Federal contractors to child labor rules, the minimum wage, and family and medical leave.
- **Occupational Safety and Health Administration (OSHA)** – Business Gateway directs businesses to OSHA regulations, e-tools, training and guidance on worker safety via 7 OSHA forms and 842 OSHA links.
- **Mine Safety and Health Administration (MSHA)** – Business Gateway supports MSHA's mission by providing businesses in the mining industry easy access to compliance guides, e-tools and other resources through 25 MSHA forms and 439 MSHA links.
- **Veterans' Employment and Training Service (VETS)** – VETS compliance information is of particular importance to businesses today because of the number of National Guard and Reservists called to duty. Business Gateway helps raise U.S. businesses' awareness of VETS to assure compliance with USERRA anti-discrimination requirements and the other laws it administers.

E-Rulemaking (Managing Partner EPA) -

DoL administers a variety of Federal labor laws including those that guarantee workers' rights to safe and healthful working conditions, a minimum hourly wage and overtime pay, freedom from employment discrimination, unemployment insurance, and other income support. DoL completed migration to FDMS in December 2006. The Department of Labor manages all rulemaking materials (e.g., *Federal Register* documents; supporting analyses; and public comments) in a secure, centralized repository which provides the public with a single-point of contact on the Internet at Regulations.gov. By implementing FDMS, DoL's internal rulemaking business processes are more transparent and open for public participation. Further, FDMS provides DoL with a secure, centralized electronic repository for managing its rulemaking development via distributed management of data and role-based user access, reducing data storage costs, and allowing regulation writers an easy way to collaborate on rulemaking actions. Between January and October 2007, DoL and its bureaus posted 128 *Federal Register* notices, 34 rules and proposed rules, and 10,118 public submissions in Regulations.gov.

DoL benefits in several ways through its participation and reliance on FDMS and Regulations.gov. DoL reaps substantial benefits by improving the transparency of its rulemaking actions as well as increasing public participation in the regulatory process. DoL's transition to FDMS and Regulations.gov, has resulted in increased staff efficiency, cost savings to the public, and has enabled the Department to avoid significant costs that would have been associated with efforts to develop, deploy, and operate an agency specific individual online docket and public comment system.

Benefits to Department of Labor bureaus (all statistics are from January 2007 through October 2007 unless otherwise noted):

- **Employee Benefits Security Administration (EBSA)** – FDMS now enables EBSA to better fulfill its commitment to the working public by increasing awareness and providing a central electronic access to employment and benefit related rulemaking actions. EBSA posted a total of 41 *Federal Register* Notices and 10 rules and proposed rules in Regulations.gov and received 280 comments.
- **Employee Standards Administration (ESA)** – The regulatory staff at ESA greatly benefits from the available online tools developed for regulation writers under FDMS. FDMS also facilitates the public's interactions with these offices, providing a central location for employers and employees nationwide to review and comment on proposed regulatory actions. ESA posted 1 notice, 1 rule, and received 1,351 comments. Approximately one third of the posted comments during the period surveyed were originally submitted by the public via Regulations.gov.

- **Employee Training Administration (ETA)** – ETA posted 5 *Federal Register* rules and proposed rules in Regulations.gov and received 155 comments.
- **Mine Safety and Health Administration (MSHA)** – Promulgating regulations is one of the ways MSHA enforces the Mine Act and ensures the safety of the Nation's mine workers. FDMS allows fast, central, electronic access to the proposed and final regulatory actions of MSHA providing the public with an increased awareness and ability to participate in the development of mine-related regulations. MSHA posted a total of 7 *Federal Register* Notices and 4 rules and proposed rules in Regulations.gov and received 25 comments.
- **Occupational Safety and Health Administration (OSHA)** – When OSHA implements FDMS, they will be able to take advantage of additional features offered by FDMS over their previous application and benefit from additional training and broader representation at the Department level. OSHA posted a total of 85 *Federal Register* Notices and 20 rules and proposed rules in Regulations.gov and received 18,411 comments.
- **Wage and Hour Division (WHD)** – WHD posted 1 notice, 2 *Federal Register* rules and received 100 public comments in Regulations.gov.
- **Veterans Employment Training Service (VETS)** – VETS posted a total of 8 *Federal Register* Notices in Regulations.gov.
- **Office of Disability and Employment Policy (ODEP)** – ODEP posted 6 *Federal Register* Notices in Regulations.gov.
- **Office of Labor Management Standards** – Office of Labor Management Standards posted 1 notice, 2 *Federal Register* rules and proposed rules in Regulations.gov and received 5 comments.
- **Office of Federal Contract Compliance Programs (OFCCP)** – OFCCP posted 3 *Federal Register* rules and proposed rules and 5 public submissions in Regulations.gov.
- **DoL HQ** – DoL HQ posted 3 *Federal Register* notices and received 3 public comments in Regulations.gov.

Government to Government Portfolio

Grants.gov (Managing Partner HHS) -

The Grants.gov Initiative benefits DoL and its grant programs, including those of the Office of the Assistant Secretary for Administration and Management, the Employment and Training Administration, the Occupational Safety and Health Administration, the Mine Safety and Health Administration, the Veterans' Employment and Training Service, and the Women's Bureau, by providing a single location to publish grant funding opportunities and application packages, and by providing a single site for the grants community to apply for grants using common forms, processes and systems. The utilization of Grants.gov eliminates the need for DoL to build and maintain a similar system of its own to service its grant constituents. DoL uses government-wide forms 100 percent of the time for its application packages. As of September 2007 DoL has posted approximately 96 funding opportunities and 20 application packages on Grants.gov. DoL has received approximately 2,038 electronic applications from the grants community via Grants.gov.

Internal Efficiency and Effectiveness Portfolio

Integrated Acquisition Environment (Managing Partner GSA) -

Through adoption of the tools and services provided by IAE, DoL improves its ability to make informed and efficient purchasing decisions and allows it to replace manual processes. If DoL were not allowed to use the IAE systems, they would need to build and maintain separate systems to record vendor and contract information, and to post procurement opportunities. Agency purchasing officials would not have access to databases of important information from other agencies on vendor performance and could not use systems to replace paper-based and labor-intensive efforts. For FY 2007, DoL received estimated

benefits of \$681,261 based on the processes, personnel, roles, steps, and actions involved. In addition, the agency realized an estimated cost avoidance of \$25,074 and estimated operational cost savings of \$133,155.

- **Central Contractor Registration (CCR):** Provides DoL single source of trading partner data. CCR Tools enable DoL access to current socio-economic and financial information as needed for their contractors without maintenance.
 - The automated collection and management of CCR-type vendor data for its intended purposes is estimated to avoid the equivalent of 0.9 man-hours per award transaction based on the processes, personnel, roles, steps, and actions involved. This resulted in a savings of approximately 4,514 hours for the agency in FY 2007.
 - Trading Partners: Enables trading partners to provide required information into a central data base for use across the Federal enterprise instead of submitting to each Government office.
- **Excluded Party Listing Service (EPLS):** Access via standard internet browser enables DoL to search for excluded parties prior to contract award.
 - The automated collection and management of EPLS-type data for its intended purposes is estimated to avoid the equivalent of 0.2 man-hours per subject award transaction based on the processes, personnel, roles, steps, and actions involved. This resulted in a savings of approximately 1,003 hours for the agency in FY 2007.
 - Public/Federal Security: Enables the elimination of excluded parties from receiving contract awards, protecting the taxpayers' investment and Federal contract spending. Users include banks and mortgage companies.
- **Electronic Subcontract Reporting System (eSRS):** For the DoL, the eSRS automates the collection and management of Individual Subcontract Reports (ISR, formerly SF-294) and Summary Subcontract Reports (SSR, formerly SF-295) data.
 - The automated collection and management of eSRS-type data for its intended purposes is estimated to avoid the equivalent of 0.3 government man-hours per subject award transaction that requires subcontracting plans based on the processes, personnel, roles, steps, and actions involved.
 - Small Business/Prime Contractors: Provides an automated filing and reporting capability for contractors using sub-contractors ensuring proper sub-contractor usage.
- **Federal Business Opportunity (FBO):** FBO is a source for contracting opportunities. Enables the DoL to automate management of the competitive notice processes.
 - Cost avoidance is realized by eliminating time delays, labor, supplies/resource usage, equipment wear, and expenditures related to: printing, photocopying, ink and paper usage, postage, maintenance of interested vendor lists; mailing, correction of mailing addresses, settling disagreements over misaddressed mailings, investigation of returned non-deliveries of notices, etc. The automated management of the competitive notice processes is estimated to avoid the equivalent of 5.5 government man-hours per subject transaction based on the processes, personnel, roles, steps, and actions involved. This resulted in a savings of approximately 5,022 hours for the agency in FY 2007.
 - Small Business/Contractors: Enables contractors and small businesses to access Federal solicitations using standard internet browser capabilities and provides an e-mail notification process for new postings. This further eliminates the need to check websites from every contracting office for bidding opportunities.
- **Federal Technical Documents System (FedTeDS):** FedTeDS provides DoL with a secure service for storage and distribution of secure but unclassified documents for solicitations.
 - Cost avoidance is realized by eliminating time delays, labor, supplies/resource usage, equipment wear, and expenditures related to: printing, photocopying, ink and paper usage, postage, maintenance of interested vendor lists; mailing, correction of mailing addresses, settling disagreements over misaddressed mailings, investigation of returned non-deliveries of notices, etc. The automated management of the processes is estimated

- to avoid labor equivalent to 2.5 government man-hours per subject transaction based on the processes, personnel, roles, steps, and actions involved.
 - Public/Federal Security: Provides a secure facility to protect secure but unclassified technical documentation related to solicitations.
- **Federal Procurement Data System – Next Generation (FPDS-NG):** Provides DoL with an automated capability to directly report awards real time from the HHS contract writing systems and extract reports of award data on demand.
 - Discontinue the DoL feeder system; facilitate real time reporting integrated with agency contract writing systems. This resulted in a savings of approximately 889 hours for the agency in FY 2007.
 - Congress/Public: Automates the dissemination of contract award data and incorporates public access.
- **Online Representation and Certification (ORCA):** Online Representation and Certification replaces solicitation Section K. Automates the previous Section K paper response to solicitations to DoL.
 - ORCA efficiencies compared to the equivalent manual management of the necessary representations and certifications for subject transactions are estimated to avoid the equivalent of 1.2 government man-hours each based on the processes, personnel, roles, steps, and actions involved. This resulted in a savings of approximately 1,096 hours for the agency in FY 2007.
 - Contractors: Reduces time, cost, and inaccuracies for contractors responding to Federal solicitations. ORCA provides for a single annual submission to replace the previous repetitive input in every solicitation.
- **Wage Determination Online (WDOL):** Provides Service Contract Act and Davis Bacon Act labor rates. Makes available the most current labor rates to DoL. In addition, reduces both labor and storage burden by eliminating the need for DoL to collect and process a paper Standard Form 98 from each agency requiring a Service Contract Act Wage Determination.
 - Cost avoidance is realized by eliminating time delays, labor, supplies/resource usage, equipment wear, and expenditures related to: printing, photocopying, ink and paper usage, and postage for corresponding with contractors. The automated management of the processes is estimated to avoid labor equivalent to 1.5 government man-hours per wage determination request based on the processes, personnel, roles, steps, and actions involved. This resulted in a savings of approximately 1,068 hours for the agency in FY 2007.
 - Public: Ensures that appropriate labor rates are included in a contract for the labor categories specified in the Service Contract Act and Davis-Bacon Act.

Integrated Acquisition Environment - Loans and Grants (Managing Partner GSA) -

All agencies participating in the awarding of Loans & Grants benefit through access to a centralized solution to provide consistent, government-wide identifiers for award recipients. Cross-government cooperation to determine unique identifiers for Loans & Grants transactions furthers the agencies ability to maintain data integrity while additionally enhancing the transparency of federal program performance information, funding, and Loans & Grants solicitations.

Lines of Business

Budget Formulation and Execution LoB (Managing Partner ED) -

BFE LoB provides significant benefits to partner agencies by encouraging best practices crossing all aspects of federal budgeting – from budget formulation and execution to performance to human capital and staffing needs.

To benefit all agencies, BFE LoB looks for best practices in the automation of the budget formulation and execution process. Having developed and being in the process of implementing an end-to-end budget system, Labor serves as a model for other agencies.

To help agencies assess their budget systems requirements, BFE LoB created a decision matrix. Labor's efforts in systems requirements served as a basis for the BFE LoB decision matrix. Labor has been and continues to be a leader in Federal budget automation. In 2008, BFE LoB will further benefit agencies by evaluating known budget systems, such as Labor's system, against the decision matrix and making that information available so each agency can avoid the cost of performing that step individually.

In addition, BFE LoB created a secure government-only collaboration website, known as the "MAX Federal Community." This provides a significant benefit for collaboration across and within agencies. It is used within the budget community, and has been expanded to serve other related communities, such as Grants, Financial Management, Performance, and Planning. Labor currently has 71 users that are registered and eligible to take advantage of the MAX Federal Community. The Community site is commonly used for sharing information, collaboratively drafting documents, supporting workgroups, and much more.

Financial Management LoB (Managing Partner GSA) -

Agencies participating in the FM LoB benefit from the government-wide enterprise architecture standards developed by the FM LoB. These improve the management of financial information within their agencies.

The Common Government-wide Accounting Code standard allows CFOs to aggregate and report data across bureaus and departments.

The Performance Metrics for application hosting allows CFOs and other managers to compare operational efficiency and effectiveness among their own bureaus; and between Shared Service Providers (SSPs).

The Business Process Standards for Payments and Funds Control developed collaboratively by all agencies within the FM LoB allow CFOs to unify business processes across their department or agency. Standard business processes also bring efficiencies to SSPs by ensuring that all customer agencies use the same processes for transactions. The FM LoB will extend this work, developing standard business processes for reimbursables and for receivables.

The FM LoB developed a Migration Planning Guidance, telling agencies how to evaluate and select SSPs, and how to migrate their operations to that Provider.

The FM LoB is developing a Charge Card Interface to save agencies the cost of developing these themselves. The FM LoB is also developing standard interfaces with common systems (e.g. Lines of Business and E-Gov initiatives). By defining government-wide common interfaces, agencies avoid the expense of defining these interfaces themselves. Uniformity in these interfaces also reduces audit time and expense, and insures uniform business process standards.

The FM LoB alignment of Common Government-wide Accounting Code structure and Business Process Standard implementation with Treasury central systems will allow all agencies to improve business process and enables reliable data interchange across departments and agencies interfacing to the Treasury central systems.

Geospatial LoB (Managing Partner DoI) -

The Department of Labor looks forward to Geospatial Line of Business benefits as new requirements and services for labor statistics are analyzed and geospatial enablement of them provides for new multi-mission delivery across the Federal sector and to the public. This will increase the use of this information and provide for efficient planning and investment for high priority requirements. The LoB provides more

immediate access to geospatial information that would lead to improved productivity, improved mission delivery, and increased service to citizens. Geospatially enabling traditional business data will improve business process efficiency, allow for geographically based work planning and investment processes, assist in infrastructure asset tracking, improve mission delivery, and promote use of business intelligence in the Department's decision support systems. The LoB is intended to establish methods for improved processes of doing business using geospatial information.

Grants Management LoB (Managing Partners HHS and NSF) -

DoL manages 2,318 grant awards equaling approximately \$8.5 billion. DoL anticipates the key benefit to its bureaus, including Employment and Training Administration (ETA), Occupational Safety and Health Administration (OSHA), Mine Safety and Health Administration (MSHA), Bureau of Labor Statistics (BLS), Veterans Employment Training Service (VETS), Bureau of International Labor Affairs (ILAB), Office of Disability Employment Policy (ODEP) and Departmental Management (DM), will be having a centralized location to download all applications, make awards, and track awards to closeout. Automated business processes available through Consortia will decrease agency reliance on manual and paper-based processing. Consortium Lead agencies will spread operations and maintenance (O&M) costs, and development, modernization, and enhancement (DME) costs across agencies, decreasing the burden that any one agency must bear.

GM LoB will lead to a reduction in the number of systems of record for grants data across DoL and the government and the development of common reporting standards, improving DoL's ability to provide agency- and government-wide reports on grant activities and results. Migrating to Consortium Lead agency, when appropriate, will help DoL comply with the Federal Financial Assistance Management Improvement Act of 1999 and the Federal Funding Accountability and Transparency Act of 2006.

Service to constituents will be improved through the standardization and streamlining of government-wide grants business processes. The public will receive time savings as a result of quicker notification and faster payments due to an automated system for grants processing. Furthermore, GM LoB will minimize complex and varying agency-specific requirements and increase grantee ease of use on Federal grants management systems. Constituents will benefit as they will have fewer unique agency systems and processes to learn; grantees' ability to learn how to use the system will be improved and reliance on call center technical support will be reduced. Consortium Lead agencies will also provide grantees with online access to standard post-award reports, decreasing the number of unique agency-specific reporting requirements.

Human Resources Management LoB (Managing Partner OPM) -

DoL benefits through its use of best-in-class HR services and systems provided by one of the approved service providers. DoL has selected DoL's National Business Center for payroll and personnel processing, lowering their cost from \$598 per year to \$258 per year for each of their 17,000 employees, saving the Department over \$4 million a year. DoL will implement the use of the business center over the next five years. Through its adoption of an approved service provider, the agency will achieve the benefits of "best-in-class" HR solutions without the costs of developing and maintaining their own HR systems. Employees across the agency benefit from improved HR services. DoL's involvement in the HR LoB allows them to help shape the government-wide solution as well as best practices and lessons learned as developed by task force and other agencies.

HR LoB Highlight...

DoL has selected DoL's National Business Center for payroll and personnel processing, lowering their cost from \$598 per year to \$258 per year for each of their 17,000 employees, saving the Department over \$4 million a year.

The HR LoB has worked with participating agencies to develop and validate Target Requirements for Shared Service Centers and Enterprise Architecture (EA) models for business process (Business Reference Model), business services (Service Component Model), performance measurement (Performance Model), data (Data Model), and technology (Technical Model) relating to the Federal human resources function.

These artifacts present a common view of and vocabulary for the Federal HR function that provide a tangible basis for standardization and common solutions -- the dimensions that underlie the Human Resources Line of Business. Federal agencies are able to use this information and guidance to formulate their specific agency requirements for HR functions and manage the transition to a shared service center. Since each agency does not have to formulate its own HR enterprise architecture, this unified effort has allowed agencies to save significant time and resources. The EA artifacts also facilitate the mapping of individual agency architectures to OMB's Federal Transition Framework.

IT Infrastructure LoB (Managing Partner GSA) -

The initiative benefits DoL through improved IT performance, greater efficiencies in IT infrastructure investments, and consistency and standardization of infrastructure platforms. The ITI LoB will provide DoL with best practice data and industry-wide performance metrics to validate and/or improve existing performance.

Since June 2004, DoL has been progressing towards an IT infrastructure consolidation for office automation, infrastructure, and telecommunications. The DoL IT Infrastructure consolidation will adopt a balanced management approach for the delivery and operational support of the common infrastructure service components that will provide for improved investment decisions and help ensure that funding is targeted to investments that produce the most value for DoL. DoL's IT Infrastructure consolidation will be an integral part of effective utilization of resources. The consolidation effort has a mission to provide equal or better service presently being delivered to individual agencies, minimize risks and disruption to the core business activities of individual agencies, adopt agency best practices for the management and delivery of services and the protection and recovery of those services, and provide the Department with a cost savings and cost avoidance as a result of targeted consolidated opportunities. In addition, the consolidation effort mission will address meeting agency security requirements, as the unified infrastructure must not introduce new risks to agencies.

With the onset of the ITI LoB in efforts to realize cost savings through a coordinated approach to spending for commodity IT infrastructure, DoL can now fully realize its mission to consolidate and optimize its IT infrastructure in the commonly defined areas of the ITI LoB: End User Systems & Support, Mainframes and Servers Systems & Support, and Telecommunications Systems & Support.

Department of State

The E-Government initiatives serve citizens, businesses, and Federal employees by delivering high quality services more efficiently at a lower price. Instead of expensive “stove-piped” operations, agencies work together to develop common solutions which achieve mission requirements at reduced cost, thereby making resources available for higher priority needs.

The Department of State (State) is providing funding in FY 2008 to the following E-Government Initiatives:		
<p>Government to Citizen Portfolio</p> <ul style="list-style-type: none"> Disaster Assistance Improvement Plan 	<p>Government to Business Portfolio</p> <ul style="list-style-type: none"> Business Gateway E-Rulemaking 	<p>Government to Government Portfolio</p> <ul style="list-style-type: none"> Grants.gov
<p>Internal Efficiency and Effectiveness Portfolio</p> <ul style="list-style-type: none"> E-Gov Travel Integrated Acquisition Environment Integrated Acquisition Environment - Loans and Grants 	<p>Lines of Business (LoB)</p> <ul style="list-style-type: none"> Budget Formulation and Execution LoB Financial Management LoB Geospatial LoB Grants Management LoB Human Resources Management LoB IT Infrastructure LoB 	

Benefits realized through the use of these initiatives are as follows:

Government to Citizen Portfolio

Disaster Assistance Improvement Plan (Managing Partner DHS) -

The Disaster Assistance Improvement Plan (DAIP) is a government-wide effort to improve the delivery of disaster assistance. The initiative includes member agencies which have active disaster assistance programs as well as those which do not. While some agencies are affected less than others in times of a disaster, all are affected in some way. State was identified by DAIP as providing disaster assistance. In addition, but in less obvious ways, it also supports other non-disaster assistance programs and services continue to reach disaster victims who may be displaced or otherwise out of contact and through DAIP helps to reduce the burden on other federal agencies which routinely provide logistical help and other critical management or organizational support during disasters. The DAIP program office, during its first year of operation, will quantify and report on the benefits and cost savings or cost reductions for each member agency.

Government to Business Portfolio

Business Gateway (Managing Partner SBA) - (data for forms and compliance links are as of October 30, 2007)

By creating a single portal for business information, such as regulatory compliance information, Business Gateway can benefit one of State’s key “customers” – U.S. multinationals which are subject to complex regulatory requirements across multiple agencies.

- As a single-source, cross-agency alternative to multiple paper- and web-based sources, Business Gateway encourages and simplifies regulatory compliance for the benefit of all citizens.
- Time and cost savings: Customers seeking regulatory compliance information can expect to save labor hours and costs from this re-launched, cross-agency resource

- Increased forms management: Customers can save time by quickly being able to locate forms from one central location. State currently has 39 forms on Business.gov.
- Increased exposure: Business.gov now houses 27 State Department links (to date) providing cross-agency effectiveness to American Businesses.
- Reduction in burden hours: Business.gov helps government agencies comply with the E-Gov Act and Small Business Paperwork Relief Act (SBPRA) requirements by improving access to required forms and agency compliance assistance tools and resources.

E-Rulemaking (Managing Partner EPA) -

The mission of the State Department is to create a more secure, democratic, and prosperous world for the benefit of the American people and the international community. The activities conducted by State affect nations and individuals all over the world. It is vital to the success of State that its actions be clearly articulated and accessible to the broadest audience possible. Reliance on the Federal Docket Management System (FDMS) enhances State's ability to receive public comment on a world-wide basis. State completed migration to FDMS in December 2006. Between January and October 2007, the State Department posted 26 *Federal Register* rules and proposed rules in Regulations.gov and received 74 public comments.

State benefits in several ways through its participation and reliance on FDMS and Regulations.gov. State reaps substantial benefits by improving the transparency of its rulemaking actions as well as increasing public participation in the regulatory process. Direct budget cost savings and cost avoidance will be the results of State's usage of FDMS and Regulations.gov, enabling the Department to discontinue agency specific efforts to develop, deploy and operate agency online docket and public comment systems. Over five years, it is estimated that State would avoid costs of nearly \$700,000 over having the Department independently create alternative options that would provide similar services. These figures were calculated in the summer of 2007 by an independent economist hired by the E-Rulemaking Program to develop a Cost-Benefit Model.

Government to Government Portfolio

Grants.gov (Managing Partner HHS) -

The initiative benefits State and its grant programs, including those provided by the Bureau of Democracy, Human Rights, and Labor, the Bureau of Political-Military Affairs, the Bureau of Educational and Cultural Affairs and the Bureau of Population, Refugees, and Migration, by providing a single location to publish grant funding opportunities and application packages, and by providing a single site for the grants community to apply for grants using common forms, processes and systems.

The utilization of Grants.gov eliminates the need for State to build and maintain a similar system of its own to service its grant constituents. State uses government-wide forms for 100 percent of its application packages. In FY 2007, State posted 65 funding opportunities and 67 application packages on Grants.gov and received 1242 electronic applications from the grants community.

Internal Efficiency and Effectiveness Portfolio

E-Gov Travel (Managing Partner GSA) -

State began migrating its travel services to Carlson Wagonlit Government Travel (CWGT), one of the three designated E-Gov Travel Service (ETS) providers, in Q2 FY 2006 and is realizing the following benefits: through a combination of advantageous TMC pricing and OBE usage, State saved over \$500,000 in travel management service fees for reservations in FY07 when compared to pre-ETS pricing and online usage. By a reduction of traveler and manager time for planning, arranging, authorizing, approving and

post-travel reimbursement processing, State realized in FY 2007 a cost avoidance of over \$22,000. Additionally, by using the ETS on-line booking engine, DOS is experiencing better policy compliance through improved pre-travel visibility of travel spending. This results in fewer issues similar to those identified by GAO in a recent report on premium class travel.

Integrated Acquisition Environment (Managing Partner GSA) -

Through adoption of the tools and services provided by IAE, State improves its ability to make informed and efficient purchasing decisions and allows it to replace manual processes. If State were not allowed to use the IAE systems, they would need to build and maintain separate systems to record vendor and contract information, and to post procurement opportunities. Agency purchasing officials would not have access to databases of important information from other agencies on vendor performance and could not use systems to replace paper-based and labor-intensive efforts. For FY 2007, State received estimated benefits of \$4,263,241 based on the processes, personnel, roles, steps, and actions involved. In addition, the agency realized an estimated cost avoidance of \$62,889 and estimated operational cost savings of \$343,083.

- **Central Contractor Registration (CCR):** Provides State single source of trading partner data. CCR Tools enable State access to current socio-economic and financial information as needed for their contractors without maintenance.
 - The automated collection and management of CCR-type vendor data for its intended purposes is estimated to avoid the equivalent of 0.9 man-hours per award transaction based on the processes, personnel, roles, steps, and actions involved. This resulted in a savings of approximately 33,799 hours for the agency in FY 2007.
 - Trading Partners: Enables trading partners to provide required information into a central data base for use across the Federal enterprise instead of submitting to each Government office.
- **Excluded Party Listing Service (EPLS):** Access via standard internet browser enables State to search for excluded parties prior to contract award.
 - The automated collection and management of EPLS-type data for its intended purposes is estimated to avoid the equivalent of 0.2 man-hours per subject award transaction based on the processes, personnel, roles, steps, and actions involved. This resulted in a savings of approximately 7,511 hours for the agency in FY 2007.
 - Public/Federal Security: Enables the elimination of excluded parties from receiving contract awards, protecting the taxpayers' investment and Federal contract spending. Users include banks and mortgage companies.
- **Electronic Subcontract Reporting System (eSRS):** For the State, the eSRS automates the collection and management of Individual Subcontract Reports (ISR, formerly SF-294) and Summary Subcontract Reports (SSR, formerly SF-295) data.
 - The automated collection and management of eSRS-type data for its intended purposes is estimated to avoid the equivalent of 0.3 government man-hours per subject award transaction that requires subcontracting plans based on the processes, personnel, roles, steps, and actions involved.
 - Small Business/Prime Contractors: Provides an automated filing and reporting capability for contractors using sub-contractors ensuring proper sub-contractor usage.
- **Federal Business Opportunity (FBO):** FBO is a source for contracting opportunities. Enables the State to automate management of the competitive notice processes.
 - Cost avoidance is realized by eliminating time delays, labor, supplies/resource usage, equipment wear, and expenditures related to: printing, photocopying, ink and paper usage, postage, maintenance of interested vendor lists; mailing, correction of mailing addresses, settling disagreements over misaddressed mailings, investigation of returned non-deliveries of notices, etc. The automated management of the competitive notice processes is estimated to avoid the equivalent of 5.5 government man-hours per subject transaction based on the processes, personnel, roles, steps, and actions involved. This resulted in a savings of approximately 12,804 hours for the agency in FY 2007.

- Small Business/Contractors: Enables contractors and small businesses to access Federal solicitations using standard internet browser capabilities and provides an e-mail notification process for new postings. This further eliminates the need to check websites from every contracting office for bidding opportunities.
- **Federal Technical Documents System (FedTeDS):** FedTeDS provides State with a secure service for storage and distribution of secure but unclassified documents for solicitations.
 - Cost avoidance is realized by eliminating time delays, labor, supplies/resource usage, equipment wear, and expenditures related to: printing, photocopying, ink and paper usage, postage, maintenance of interested vendor lists; mailing, correction of mailing addresses, settling disagreements over misaddressed mailings, investigation of returned non-deliveries of notices, etc. The automated management of the processes is estimated to avoid labor equivalent to 2.5 government man-hours per subject transaction based on the processes, personnel, roles, steps, and actions involved.
 - Public/Federal Security: Provides a secure facility to protect secure but unclassified technical documentation related to solicitations.
- **Federal Procurement Data System – Next Generation (FPDS-NG):** Provides State with an automated capability to directly report awards real time from the State contract writing systems and extract reports of award data on demand. In addition, in those remote areas, FPDS-NG express reporting has allowed State the ability to report summary accomplishments without adding undue burden to the remote workforce.
 - Discontinue the State feeder system; facilitate real time reporting integrated with agency contract writing systems. This resulted in a savings of approximately 27,187 hours for the agency in FY 2007.
 - Congress/Public: Automates the dissemination of contract award data and incorporates public access.
- **Online Representation and Certification (ORCA):** Online Representation and Certification replaces solicitation Section K. Automates the previous Section K paper response to solicitations to State.
 - ORCA efficiencies compared to the equivalent manual management of the necessary representations and certifications for subject transactions are estimated to avoid the equivalent of 1.2 government man-hours per contract based on the processes, personnel, roles, steps, and actions involved. This resulted in a savings of approximately 2,794 hours for the agency in FY 2007.
 - Contractors: Reduces time, cost, and inaccuracies for contractors responding to Federal solicitations. ORCA provides for a single annual submission to replace the previous repetitive input in every solicitation.
- **Wage Determination Online (WDOL):** Provides Service Contract Act and Davis Bacon Act labor rates. Makes available the most current labor rates to State.
 - Cost avoidance is realized by eliminating time delays, labor, supplies/resource usage, equipment wear, and expenditures related to: printing, photocopying, ink and paper usage, and postage for corresponding with contractors. The automated management of the processes is estimated to avoid labor equivalent to 1.5 government man-hours per wage determination request based on the processes, personnel, roles, steps, and actions involved. This resulted in a savings of approximately 1,206 hours for the agency in FY 2007.
 - Public: Ensures that appropriate labor rates are included in a contract for the labor categories specified in the Service Contract Act and Davis-Bacon Act.

Integrated Acquisition Environment - Loans and Grants (Managing Partner GSA) -

All agencies participating in the awarding of Loans & Grants benefit through access to a centralized solution to provide consistent, government-wide identifiers for award recipients. Cross-government cooperation to determine unique identifiers for Loans & Grants transactions furthers the agencies ability

to maintain data integrity while additionally enhancing the transparency of federal program performance information, funding, and Loans & Grants solicitations.

Lines of Business

Budget Formulation and Execution LoB (Managing Partner ED) -

BFE LoB provides significant benefits to partner agencies by encouraging best practices crossing all aspects of federal budgeting – from budget formulation and execution to performance to human capital and staffing needs.

To benefit all agencies, including State, BFE LoB, in conjunction with Department of the Treasury as the system owner, made available the first shared fee-for-service budget formulation system, the Budget Formulation and Execution Manager (BFEM). BFE LoB and Treasury are currently gathering requirements for a new Performance Measure Manager (PMM) module that will allow users to automate the definition, collection, and reporting of all types of performance measures. The PMM will be available in 2008. The BFEM system is an option for State and any State component that is in need of a budget formulation or performance measurement system.

To help agencies assess their budget systems requirements, BFE LoB created a decision matrix. State will benefit from using this matrix as a starting point in determining specific system needs. State used this decision matrix in re-evaluating their current budget system. In 2008, BFE LoB will further benefit agencies by evaluating known budget systems against the decision matrix and making that information available so each agency can avoid the cost of performing that step individually.

In addition, BFE LoB created a secure government-only collaboration website, known as the “MAX Federal Community.” This provides a significant benefit for collaboration across and within agencies. It is used within the budget community, and has been expanded to serve other related communities, such as Grants, Financial Management, Performance, and Planning. State currently has 191 users that are registered and eligible to take advantage of the MAX Federal Community. The Community site is commonly used for sharing information, collaboratively drafting documents, supporting workgroups, and much more.

Financial Management LoB (Managing Partner GSA) -

Agencies participating in the FM LoB benefit from the government-wide enterprise architecture standards developed by the FM LoB. These improve the management of financial information within their agencies.

The Common Government-wide Accounting Code standard allows Chief Financial Officers (CFOs) to aggregate and report data across bureaus and departments.

The Performance Metrics for application hosting allows CFOs and other managers to compare operational efficiency and effectiveness among their own bureaus; and between Shared Service Providers.

The Business Process Standards for Payments and Funds Control developed collaboratively by all agencies within the FM LoB allow CFOs to unify business processes across their department or agency. Standard business processes also bring efficiencies to Shared Service Providers by ensuring that all customer agencies use the same processes for transactions. The FM LoB will extend this work, developing standard business processes for reimbursables and for receivables.

The FM LoB developed a Migration Planning Guidance, telling agencies how to evaluate and select Shared Service Providers, and how to migrate their operations to that Provider.

The FM LoB is developing a Charge Card Interface to save agencies the cost of developing these themselves. The FM LoB is also developing standard interfaces with common systems (e.g. Lines of Business and E-Gov initiatives). By defining government-wide common interfaces, agencies avoid the expense of defining these interfaces themselves. Uniformity in these interfaces also reduces audit time and expense, and insures uniform business process standards.

The FM LoB alignment of Common Government-wide Accounting Code structure and Business Process Standard implementation with Treasury central systems will allow all agencies to improve business process and enables reliable data interchange across departments and agencies interfacing to the Treasury central systems.

Geospatial LoB (Managing Partner DoI) -

The Department of State has responsibility for the international boundaries data layer outlined in OMB Circular A-16 and is looking forward to returns from the Geospatial Line of Business in terms of efficiency and synergy across both national and international mapping agencies. The LoB supports the Global Spatial Data Infrastructure and will provide improved data, services, and tools for dealing with natural disasters and other significant events that require timely geospatial information that extends beyond and across international borders.

Grants Management LoB (Managing Partners HHS and NSF) -

State manages approximately 11,000 grant awards equaling approximately \$4.5 billion. State anticipates the key benefit will be having a centralized location to download all applications, make awards, and track awards to closeout. The GM LoB is assisting State in determining whether it is best to deploy their own system or to partner with one of the Consortium Leads. The need for an end to end electronic grants management system is driven by the needs of its posts and bureaus which have requested an automated process for assistance management. As State does not have a system, it is difficult to quantify the value of enterprise reporting on Federal financial assistance. As a department, State (its bureaus and posts) and its constituents will have higher quality reports and documents that will be more accurate and uniform both domestically and abroad. Department executives, Congress, and the President will have insight into the spending of funds on Federal financial assistance. Without a department-wide management system, State would not be able to provide accurate data on where the money was spent or what results were achieved.

State will benefit through improved customer access to grantees, a more efficient submission process, improved decision making, integrated financial management processes, improved efficiency of reporting procedures in order to increase usable information content, and optimized post-award and closeout actions. Furthermore, through the development of the GM LoB and the Consortium Lead agencies, State expects to leverage subject matter expertise in grants management policies and procedures which would reduce its reliance on internal acquisitions of similar services. Both internal grantors at State and grantees benefit through a more effective and streamlined grants management process. For recipients, common application forms minimize the burden of the application process. Time usually spent looking up procedures and filling out redundant information can be better spent on grant-related work. For grant administrators, electronic processing of applications facilitates the review process, and enables agencies to make awards more efficiently. Also, by increasing the training capabilities and creating a better process within the agency, State expects to achieve a higher level of customer satisfaction with its grantee constituency throughout the entire grants management lifecycle.

Human Resources Management LoB (Managing Partner OPM) -

State benefits through its use of best-in-class HR services and systems provided by one of the approved service providers. Through its adoption of an approved service provider, the agency can achieve the benefits of "best-in-class" HR solutions without the costs of developing and maintaining their own HR systems. Employees across the agency benefit from improved HR services. State's involvement in the

HR LoB allows them to help shape the government-wide solution as well as best practices and lessons learned as developed by task force and other agencies.

The HR LoB has worked with participating agencies to develop and validate Target Requirements for Shared Service Centers and Enterprise Architecture (EA) models for business process (Business Reference Model), business services (Service Component Model), performance measurement (Performance Model), data (Data Model), and technology (Technical Model) relating to the Federal human resources function. These artifacts present a common view of and vocabulary for the Federal HR function that provide a tangible basis for standardization and common solutions -- the dimensions that underlie the Human Resources Line of Business. Federal agencies are able to use this information and guidance to formulate their specific agency requirements for HR functions and manage the transition to a shared service center. Since each agency does not have to formulate its own HR enterprise architecture, this unified effort has allowed agencies to save significant time and resources. The EA artifacts also facilitate the mapping of individual agency architectures to OMB's Federal Transition Framework.

IT Infrastructure LoB (Managing Partner GSA) -

The initiative benefits State through improved IT performance, greater efficiencies in IT infrastructure investments, and consistency and standardization of infrastructure platforms. The ITI LoB will provide State with best practice data and industry-wide performance metrics to validate and/or improve existing performance.

Given the size of State, the agency stands to benefit from all three IT Infrastructure areas of concentration (End User Systems & Support, Mainframe and Servers Services & Support, and Telecommunications Systems & Support). Furthermore, given the knowledge sharing that will occur, IT Security should improve due to the capturing of infrastructure best-practices. This will assist in protecting sensitive/confidential information transmitted through State systems.

U.S. Agency for International Development

The E-Government initiatives serve citizens, businesses, and Federal employees by delivering high quality services more efficiently at a lower price. Instead of expensive “stove-piped” operations, agencies work together to develop common solutions which achieve mission requirements at reduced cost, thereby making resources available for higher priority needs.

The U.S. Agency for International Development (USAID) is providing funding in FY 2008 to the following E-Government Initiatives:	
Government to Government Portfolio	Lines of Business (LoB)
<ul style="list-style-type: none"> ▪ Grants.gov 	<ul style="list-style-type: none"> ▪ Budget Formulation and Execution LoB ▪ Financial Management LoB ▪ Geospatial LoB ▪ Grants Management LoB ▪ Human Resources Management LoB ▪ IT Infrastructure LoB
Internal Efficiency and Effectiveness Portfolio	
<ul style="list-style-type: none"> ▪ Integrated Acquisition Environment ▪ Integrated Acquisition Environment - Loans and Grants 	

Benefits realized through the use of these initiatives are as follows:

Government to Government Portfolio

Grants.gov (Managing Partner HHS) -

The initiative benefits USAID and its grant programs by providing a single location to publish grant funding opportunities and application packages, and by providing a single site for the grants community to apply for grants using common forms, processes, and systems.

USAID uses government-wide forms 100 percent of the time for its application packages. As of September 2007, USAID had posted approximately 70 funding opportunities and application packages on Grants.gov and received 178 electronic applications from the grants community.

Internal Efficiency and Effectiveness Portfolio

Integrated Acquisition Environment (Managing Partner GSA) -

Through adoption of the tools and services provided by IAE, USAID improves its ability to make informed and efficient purchasing decisions and allows it to replace manual processes. If USAID were not allowed to use the IAE systems, they would need to build and maintain separate systems to record vendor and contract information, and to post procurement opportunities. Agency purchasing officials would not have access to databases of important information from other agencies on vendor performance and could not use systems to replace paper-based and labor-intensive efforts. For FY 2007, USAID received estimated benefits of \$559,169 based on the based on the processes, personnel, roles, steps, and actions involved. In addition, the agency realized an estimated cost avoidance of \$12,215 and estimated operational cost savings of \$66,637.

- **Central Contractor Registration (CCR):** Provides USAID single source of trading partner data. CCR Tools enable USAID access to current socio-economic and financial information as needed for their contractors without maintenance.
 - The automated collection and management of CCR-type vendor data for its intended purposes is estimated to avoid the equivalent of 0.9 man-hours per award transaction

based on the processes, personnel, roles, steps, and actions involved. This resulted in a savings of approximately 3,873 hours for the agency in FY 2007.

- Trading Partners: Enables trading partners to provide required information into a central data base for use across the Federal enterprise instead of submitting to each Government office.
- **Excluded Party Listing Service (EPLS):** Access via standard internet browser enables USAID to search for excluded parties prior to contract award.
 - The automated collection and management of EPLS-type data for its intended purposes is estimated to avoid the equivalent of 0.2 man-hours per subject award transaction based on the processes, personnel, roles, steps, and actions involved. This resulted in a savings of approximately 861 hours for the agency in FY 2007.
 - Public/Federal Security: Enables the elimination of excluded parties from receiving contract awards, protecting the taxpayers' investment and Federal contract spending. Users include banks and mortgage companies.
- **Electronic Subcontract Reporting System (eSRS):** For the USAID, the eSRS automates the collection and management of Individual Subcontract Reports (ISR, formerly SF-294) and Summary Subcontract Reports (SSR, formerly SF-295) data.
 - The automated collection and management of eSRS type data for its intended purposes is estimated to avoid the equivalent of 0.3 government man-hours per subject award transaction that requires subcontracting plans based on the processes, personnel, roles, steps, and actions involved.
 - Small Business/Prime Contractors: Provides an automated filing and reporting capability for contractors using sub-contractors ensuring proper sub-contractor usage.
- **Federal Business Opportunity (FBO):** FBO is a source for contracting opportunities. Enables the USAID to automate management of the competitive notice processes.
 - Cost avoidance is realized by eliminating time delays, labor, supplies/resource usage, equipment wear, and expenditures related to: printing, photocopying, ink and paper usage, postage, maintenance of interested vendor lists; mailing, correction of mailing addresses, settling disagreements over misaddressed mailings, investigation of returned non-deliveries of notices, etc. The automated management of the competitive notice processes is estimated to avoid the equivalent of 5.5 government man-hours per subject transaction based on the processes, personnel, roles, steps, and actions involved. This resulted in a savings of approximately 5,220 hours for the agency in FY 2007.
 - Small Business/Contractors: Enables contractors and small businesses to access Federal solicitations using standard internet browser capabilities and provides an e-mail notification process for new postings. This further eliminates the need to check websites from every contracting office for bidding opportunities.
- **Federal Technical Documents System (FedTeDS):** FedTeDS provides USAID with a secure service for storage and distribution of secure but unclassified documents for solicitations.
 - Cost avoidance is realized by eliminating time delays, labor, supplies/resource usage, equipment wear, and expenditures related to: printing, photocopying, ink and paper usage, postage, maintenance of interested vendor lists; mailing, correction of mailing addresses, settling disagreements over misaddressed mailings, investigation of returned non-deliveries of notices, etc. The automated management of the processes is estimated to avoid labor equivalent to 2.5 government man-hours per subject transaction based on the processes, personnel, roles, steps, and actions involved.
 - Public/Federal Security: Provides a secure facility to protect secure but unclassified technical documentation related to solicitations.
- **Federal Procurement Data System – Next Generation (FPDS-NG):** Provides USAID with an automated capability to directly report awards real time from the USAID contract writing systems and extract reports of award data on demand. In addition, in those remote areas, FPDS-NG express reporting has allowed USAID the ability to report summary accomplishments without adding undue burden to the remote workforce.

- Discontinue the USAID feeder system; facilitate real time reporting integrated with agency contract writing systems.
 - Congress/Public: Automates the dissemination of contract award data and incorporates public access.
- **Online Representation and Certification (ORCA):** Online Representation and Certification replaces solicitation Section K. Automates the previous Section K paper response to solicitations to USAID.
 - ORCA efficiencies compared to the equivalent manual management of the necessary representations and certifications for subject transactions are estimated to avoid the equivalent of 1.2 government man-hours per contract based on the processes, personnel, roles, steps, and actions involved. This resulted in a savings of approximately 1,139 hours for the agency in FY 2007.
 - Contractors: Reduces time, cost, and inaccuracies for contractors responding to Federal solicitations. ORCA provides for a single annual submission to replace the previous repetitive input in every solicitation.
- **Wage Determination Online (WDOL):** Provides Service Contract Act and Davis Bacon Act labor rates. Makes available the most current labor rates to USAID.
 - Cost avoidance is realized by eliminating time delays, labor, supplies/resource usage, equipment wear, and expenditures related to: printing, photocopying, ink and paper usage, and postage for corresponding with contractors. The automated management of the processes is estimated to avoid labor equivalent to 1.5 government man-hours per wage determination request based on the processes, personnel, roles, steps, and actions involved.
 - Public: Ensures that appropriate labor rates are included in a contract for the labor categories specified in the Service Contract Act and Davis-Bacon Act.

Integrated Acquisition Environment - Loans and Grants (Managing Partner GSA) -

All agencies participating in the awarding of Loans & Grants benefit through access to a centralized solution to provide consistent, government-wide identifiers for award recipients. Cross-government cooperation to determine unique identifiers for Loans & Grants transactions furthers the agencies ability to maintain data integrity while additionally enhancing the transparency of federal program performance information, funding, and Loans & Grants solicitations.

Lines of Business

Budget Formulation and Execution LoB (Managing Partner ED) -

BFE LoB provides significant benefits to partner agencies by encouraging best practices crossing all aspects of federal budgeting – from budget formulation and execution to performance to human capital and staffing needs.

To benefit all agencies, including USAID, BFE LoB, in conjunction with Department of the Treasury as the system owner, made available the first shared fee-for-service budget formulation system, the Budget Formulation and Execution Manager (BFEM). BFE LoB and Treasury are currently gathering requirements for a new Performance Measure Manager (PMM) module that will allow users to automate the definition, collection, and reporting of all types of performance measures. The PMM will be available in 2008. USAID purchased BFEM for their 2009 budget cycle resulting in greater ease in collection of budget data and production of budget submissions. USAID avoided the costs of procuring and setting up a custom system by participating in a shared service system sponsored by BFE LoB. The BFEM system is an option for USAID and any USAID component that is in need of a budget formulation or performance measurement system.

To help agencies assess their budget systems requirements, BFE LoB created a decision matrix. USAID will benefit from using this matrix as a starting point in determining specific system needs. In 2008, BFE LoB will further benefit agencies by evaluating known budget systems against the decision matrix and making that information available so each agency can avoid the cost of performing that step individually.

In addition, BFE LoB created a secure government-only collaboration website, known as the "MAX Federal Community." This provides a significant benefit for collaboration across and within agencies. It is used within the budget community, and has been expanded to serve other related communities, such as Grants, Financial Management, Performance, and Planning. USAID currently has 49 users that are registered and eligible to take advantage of the MAX Federal Community. The Community site is commonly used for sharing information, collaboratively drafting documents, supporting workgroups, and much more.

Financial Management LoB (Managing Partner GSA) -

Agencies participating in the FM LoB benefit from the government-wide enterprise architecture standards developed by the FM LoB. These improve the management of financial information within their agencies.

The Common Government-wide Accounting Code standard allows Chief Financial Officers (CFOs) to aggregate and report data across bureaus and departments.

The Performance Metrics for application hosting allows CFOs and other managers to compare operational efficiency and effectiveness among their own bureaus; and between Shared Service Providers.

The Business Process Standards for Payments and Funds Control developed collaboratively by all agencies within the FM LoB allow CFOs to unify business processes across their department or agency. Standard business processes also bring efficiencies to Shared Service Providers by ensuring that all customer agencies use the same processes for transactions. The FM LoB will extend this work, developing standard business processes for reimbursables and for receivables.

The FM LoB developed a Migration Planning Guidance, telling agencies how to evaluate and select Shared Service Providers, and how to migrate their operations to that Provider.

The FM LoB is developing a Charge Card Interface to save agencies the cost of developing these themselves. The FM LoB is also developing standard interfaces with common systems (e.g. Lines of Business and E-Gov initiatives). By defining government-wide common interfaces, agencies avoid the expense of defining these interfaces themselves. Uniformity in these interfaces also reduces audit time and expense, and insures uniform business process standards.

The FM LoB alignment of Common Government-wide Accounting Code structure and Business Process Standard implementation with Treasury central systems will allow all agencies to improve business process and enables reliable data interchange across departments and agencies interfacing to the Treasury central systems.

Geospatial LoB (Managing Partner DoI) -

This LoB provides government-wide access to geospatial information that enables improved productivity, improved mission delivery, and increased service to citizens. Geospatially enabling traditional business data will improve business process efficiency, allow for geographically based work planning and investment processes, assist in infrastructure asset tracking, improve mission delivery, and promote use of business intelligence in an agency's decision support systems. The LoB is intended to establish methods for improved processes of doing business using geospatial information.

The U.S. Agency for International Development is looking forward to the returns on investments from the Geospatial LoB with regard to the efficiency and synergy across the government. The LoB provides more

immediate access to geospatial information that would lead to improved productivity, improved mission delivery, and increased service to citizens. Geospatially enabling traditional business data will improve business process efficiency, allow for geographically based work planning and investment processes, assist in infrastructure asset tracking, improve mission delivery, and promote use of business intelligence in the agency's decision support systems. The LoB is intended to establish methods for improved processes of doing business using geospatial information.

Grants Management LoB (Managing Partners HHS and NSF) -

USAID manages approximately 2,600 grant related transactions totaling approximately \$2 billion annually. Currently, USAID is completing the Fit/Gap Analysis that is required by the GM LoB to determine functional and technical fit between USAID requirements and the capabilities of the Consortium Lead solutions.

The USAID grants management solution project is driven by the needs of USAID posts and bureaus which have requested an automated process for assistance management. An automated grants management solution will provide, for USAID and its constituents, higher quality reports and documents that will be more accurate and uniform both domestically and abroad. Agency executives, Congress, and the President will have insight into the spending of funds on Federal financial assistance. Without an agency-wide grants management system, USAID would not be able to provide accurate data on where the money was spent or what results were achieved

The agency will benefit through improved customer access to grantees, a more efficient submission process, improved decision making, integrated financial management processes, improved efficiency of reporting procedures in order to increase usable information content, and optimized post-award and closeout actions. Furthermore, through the development of the GM LoB and the Consortium Lead agencies, USAID expects to leverage subject matter expertise in grants management policies and procedures which would reduce its reliance on internal acquisitions of similar services. Both internal grantors at USAID and grantees benefit through a more effective and streamlined grants management process. For recipients, common application forms minimize the burden of the application process. Time usually spent looking up procedures and filling out redundant information can be better spent on grant-related work. For grant administrators, electronic processing of applications facilitates the review process, and enables agencies to make awards more efficiently. Also, by increasing the training capabilities and creating a better process within the agency, USAID expects to achieve a higher level of customer satisfaction with its grantee constituency throughout the entire grants management lifecycle.

Human Resources Management LoB (Managing Partner OPM) -

USAID benefits through its use of best-in-class HR services and systems provided by one of the approved service providers. Through its adoption of an approved service provider, the agency can achieve the benefits of "best-in-class" HR solutions without the costs of developing and maintaining their own HR systems. Employees across the agency benefit from improved HR services. USAID's involvement in the HR LoB allows them to help shape the government-wide solution as well as best practices and lessons learned as developed by task force and other agencies.

The HR LoB has worked with participating agencies to develop and validate Target Requirements for Shared Service Centers and Enterprise Architecture (EA) models for business process (Business Reference Model), business services (Service Component Model), performance measurement (Performance Model), data (Data Model), and technology (Technical Model) relating to the Federal human resources function. These artifacts present a common view of and vocabulary for the Federal HR function that provide a tangible basis for standardization and common solutions -- the dimensions that underlie the Human Resources Line of Business. Federal agencies are able to use this information and guidance to formulate their specific agency requirements for HR functions and manage the transition to a shared service center. Since each agency does not have to formulate its own HR enterprise architecture, this unified effort has

allowed agencies to save significant time and resources. The EA artifacts also facilitate the mapping of individual agency architectures to OMB's Federal Transition Framework.

IT Infrastructure LoB (Managing Partner GSA) -

The ITI LoB benefits agencies through improved IT performance, greater efficiencies in IT infrastructure investments, and consistency and standardization of infrastructure platforms. The LoB will provide best practice data and industry-wide performance metrics to validate and/or improve existing performance.

Given USAID's international presence, the agency stands to benefit primarily from the information and solutions relating to Telecommunications Systems and Support. The metrics for this infrastructure area will be developed in Q3 FY 2008.

Department of Transportation

The E-Government initiatives serve citizens, businesses, and Federal employees by delivering high quality services more efficiently at a lower price. Instead of expensive “stove-piped” operations, agencies work together to develop common solutions which achieve mission requirements at reduced cost, thereby making resources available for higher priority needs.

The Department of Transportation (DoT) is providing funding in FY 2008 to the following E-Government Initiatives:		
Government to Citizen Portfolio <ul style="list-style-type: none"> ▪ Disaster Assistance Improvement Plan 	Government to Business Portfolio <ul style="list-style-type: none"> ▪ Business Gateway ▪ E-Rulemaking 	Government to Government Portfolio <ul style="list-style-type: none"> ▪ Grants.gov
Internal Efficiency and Effectiveness Portfolio <ul style="list-style-type: none"> ▪ Integrated Acquisition Environment ▪ Integrated Acquisition Environment - Loans and Grants 	Lines of Business (LoB) <ul style="list-style-type: none"> ▪ Budget Formulation and Execution LoB ▪ Financial Management LoB ▪ Geospatial LoB ▪ Grants Management LoB ▪ Human Resources Management LoB ▪ IT Infrastructure LoB 	

Benefits realized through the use of these initiatives are as follows:

Government to Citizen Portfolio

Disaster Assistance Improvement Plan (Managing Partner DHS) -

The Disaster Assistance Improvement Program (DAIP) is a government-wide initiative to improve the delivery of assistance to disaster victims. Through modification of an existing E-Gov initiative, GovBenefits.gov, DAIP provides a one-stop portal for those affected by disasters by providing information on programs offering disaster assistance and screening of benefits for which they may be eligible. After determining their eligibility, users may apply for disaster assistance benefits using a single application through FEMA, leading to a more simplified, streamlined process. All benefit applications are adjudicated by the appropriate agency. DAIP will also allow returning users to check the status of the request for benefits available through the single application. DAIP includes member agencies that have programs that: provide benefits for persons in response to disasters; help facilitate the application and delivery process through validation; have other resources that may assist disaster victims; or are otherwise relevant to those who are impacted by disasters. During its first year of operation, the DAIP Program Office will quantify and report on the benefits and cost savings for each member agency.

As an agency with information that is relevant to individuals affected by a disaster, the Department of Transportation will integrate with DAIP to provide an alternate mechanism for providing information to disaster victims. This will support delivery of assistance to disaster victims and will reduce agency direct inquiries about individual assistance.

Government to Business Portfolio

Business Gateway (Managing Partner SBA) - (data for forms and compliance links are as of October 30, 2007)

By creating a single portal for business information, such as regulatory compliance information, Business Gateway directly benefits DoT "customers" (e.g., airlines, motor carrier operators and suppliers, railroad operators and certifiers, and cargo vessel operators, etc.), many of whom are subject to complex regulatory requirements across multiple agencies.

- DoT's constituents could potentially receive significant benefits from Business Gateway including time and cost savings, assistance in compliance with the Small Business Paperwork Relief Act, and reduction in burden hours. Through increased outreach, more constituents will be able to realize these benefits.
- DoT will receive:
 - Contact center savings: Due to the use of Business.gov and Forms.gov a decrease in misdirected calls is expected to result in cost savings for DoT.
 - Maintenance savings: Business.gov's search technology will provide DoT with valuable user statistics and feedback, enabling it to simplify content management on its business compliance site.
 - Increased forms management: By making 146 forms (to date) available on Forms.gov, DoT saves agency time in forms management, and is expected to produce significant savings in paper and postage.
 - Increased exposure: To date, Business.gov has 1,276 compliance links for DoT that provide cross-agency effectiveness to American businesses.
 - Reduced burden on field offices: By directing compliance-related inquiries to Business.gov, agencies with field offices will save training and staff-time dollars.
 - Data harmonization: Every federal agency should have or participate in at least one "vertical" opportunity. In the case of DoT, for example, Federal Motor Carrier Safety Administration (FMCSA) may offer such potential. Note that DoI and DoL together estimate savings of \$341,000 in the first three years of their vertical, and are expected to save \$570,000 over 5 years.

Business Gateway Constituent Quote...

"Business.gov is the perfect resource for me. I'm growing one business and starting another. This Web site works on two different levels, providing the direct connections I want for my on-going business needs and the basic start-up support I need for launching my new business. Business.gov is like having a silent partner on line."

--Small Business Owner

Benefits to Department of Transportation offices:

- **Office of the Secretary of Transportation/Office of Aviation and International Affairs (OST/OAIA)** – Business.gov provides an informative and time-saving resource for the public and the aviation industry to gain access to materials central to the aviation regulatory process.
- **Office of the Secretary of Transportation/Office of Drug & Alcohol Policy & Compliance (OST/ODAPC)** – The Business Gateway portal will provide a point of access to the drug and alcohol testing rules and regulations established by DoT.
- **Office of the Secretary of Transportation/Office of Small and Disadvantaged Business Utilization and Small Business Transportation Resource Center (OSDBU/SBTRC)** – The Business.gov portal provides a one-stop shop for the services provided by DoT's OSDBU.
- **National Highway Traffic Safety Administration (NHTSA)** – Business Gateway's portal provides a point of access to the rules and regulations imposed by the NHTSA as required by manufacturers and businesses. Currently, Business.gov provides access to 13 NHTSA forms.
- **Federal Railroad Administration (FRA)** – Business Gateway's portal provides access to rules and regulations imposed by the FRA. Business.gov offers 34 FRA forms to date.
- **Maritime Administration (MARAD)** – Business.gov provides information about programs highlighted by MARAD such as the Ship Operations Cooperative Program. MARAD has 75 links and 6 forms on Business.gov.

- **Federal Aviation Administration (FAA)** – Business Gateway 55 compliance forms and 282 links on Business.gov for the FAA Small Business Office.
- **Saint Lawrence Seaway Development Corporation (SLSDC)** – The Business Gateway portal has served as a link to rules and regulations related to commercial trade on the St. Lawrence Seaway.
- **Surface Transportation Board (STB)** - The Business.gov portal provides access to STB documentation regarding guidance, procedures, standards, and other information including the STB's Rail Consumer Assistance Program.
- **Federal Highway Administration (FHWA)** – Business Gateway assists the Federal Lands Highway program by supporting the small and medium-sized businesses that conduct engineering studies, perform bridge inspections, pave roads, and construct facilities. Business.gov includes 9 forms for FHWA.
- **Pipeline and Hazardous Materials Safety Administration (PHMSA)** – Business.gov provides contracted businesses with greater access to information about PHMSA compliance regulations, such as how to file incident reports. Business.gov currently provides access to 6 PHMSA regulatory forms including instructions.
- **Federal Motor Carrier Safety Administration (FMCSA)** – Business.gov now provides 57 FMCSA links and 19 FMCSA forms.
- **Federal Transit Administration (FTA)** – Business.gov provides an avenue for the FTA to promote their grant programs for metropolitan, urban, and rural planning. Business.gov is also an access point to FTA research on best practices as well as available training for professionals.
- **Research and Innovative Technology Administration (RITA)** – Business.gov augments RITA's mission of partnering with small businesses to develop new technologies (<http://www.volpe.dot.gov/sbir/>) by helping these companies comply with Federal law and have greater access to the forms they require.

E-Rulemaking (Managing Partner EPA) -

The Department of Transportation (DoT), an agency with a large regulatory burden, greatly benefits from its implementation of the Federal Docket Management System (FDMS). DoT completed migration to FDMS in October 2007. With the implementation of FDMS, DoT staff is able to closely manage their individual dockets and content in a government-wide environment along with all other Federal Rulemaking entities. Between January and October 2007, DoT and its bureaus posted 1,452 *Federal Register* notices and 2,248 rules and proposed rules and 17,838 public submissions in Regulations.gov.

DoT benefits through its participation and reliance on FDMS and Regulations.gov. DoT gains substantial benefits by improving the transparency of its rulemaking actions as well as increasing public participation in the regulatory process. Out year cost savings and avoidance are anticipated as a result of DoT's transition to FDMS and Regulations.gov, enabling the Department to discontinue efforts to develop, deploy, and operate its online docket and public comment systems.

Benefits to Department of Transportation offices (all statistics are from January 2007 through October 2007 unless otherwise noted):

- **Federal Aviation Administration (FAA)** – FAA posted a total of 391 *Federal Register* Notices and 1,349 rules and proposed rules in Regulations.gov and received 2,412 public submissions.
- **FHWA** – FHWA posted a total of 3 *Federal Register* Notices and 75 rules and proposed rules and 208 public submissions in Regulations.gov.
- **Federal Motor Carrier Safety Administration (FMCSA)** – FMCSA posted a total of 112 *Federal Register* Notices and 204 rules and proposed rules in Regulations.gov and received 3,577 public submissions.
- **Federal Railroad Administration (FRA)** – FRA posted a total of 24 *Federal Register* Notices and 97 rules and proposed rules in Regulations.gov and received 168 comments.
- **Federal Transit Administration (FTA)** – FTA posted a total of 17 *Federal Register* Notices and 43 rules and proposed rules in Regulations.gov and received 398 public submissions.

- **Maritime Administration (MARAD)** – MARAD posted 1 *Federal Register* Notice, 83 rules and proposed rules, and 407 public submissions in Regulations.gov.
- **Pipeline and Hazardous Materials Safety Administration (PHMSA)** – PHMSA posted a total of 59 *Federal Register* Notices, 221 rules and proposed rules in Regulations.gov and received 235 public submissions.
- **National Highway Traffic Safety Administration (NHTSA)** – NHTSA posted 13 *Federal Register* Notices and 148 rules and proposed rules in Regulations.gov and received 4,442 public submissions.
- **Research and Innovative Technology Administration (RITA)** – RITA posted 6 *Federal Register* rules and in Regulations.gov and received 51 comments.
- **Saint Lawrence Seaway Development Corporation (SLSDC)** – SLSDC posted 3 *Federal Register* rules in Regulations.gov.
- **Office of the Secretary (OST)** – OST posted a total of 643 *Federal Register* Notices and 41 rules and proposed rules in Regulations.gov and received 5,279 comments.

Government to Government Portfolio

Grants.gov (Managing Partner HHS) -

The Grants.gov initiative benefits DoT and its component organizations, including the Federal Aviation Administration, Federal Highway Administration, Federal Motor Carrier Safety Administration, Federal Railroad Administration, Federal Transit Administration, Maritime Administration, National Highway Traffic Safety Administration, Office of the Secretary, Pipeline and Hazardous Material Safety Administration, Research and Innovative Technology Administration by providing a single location to publish grant funding opportunities and application packages. Additionally, it provides a single site for the grants community to apply for grants using common forms, processes and systems. DoT derives its largest source of benefits from Grants.gov by not having to develop its own system for collecting electronic grant applications for paper-based discretionary grant programs. In FY 2007, DoT received 1,963 electronic applications from the grants community via Grants.gov. New discretionary grant programs in FY 2006 were able to use Grants.gov rather than having to modify DoT software systems to accept pre-award data collection.

The Department of Transportation processed 1,963 submissions through Grants.gov with 75 total application packages for FY 2007.

Across all DoT modes, Grants.gov has helped the Department standardize grant data items and procedures. It has helped to improve accountability, reporting and to prepare for future Grants Management Line of Business (GM LoB) planning.

Internal Efficiency and Effectiveness Portfolio

Integrated Acquisition Environment (Managing Partner GSA) -

Through adoption of the tools and services provided by IAE, DoT improves its ability to make informed and efficient purchasing decisions and allows it to replace manual processes. If DoT were not allowed to use the IAE systems, they would need to build and maintain separate systems to record vendor and contract information, and to post procurement opportunities. Agency purchasing officials would not have access to databases of important information from other agencies on vendor performance and could not use systems that replace paper-based and labor-intensive efforts. For FY 2007, DoT received estimated benefits of \$778,415 based on the processes, personnel, roles, steps, and actions involved. In addition, the agency realized an estimated cost avoidance of \$24,180 and estimated operational cost savings of \$131,912.

- **Central Contractor Registration (CCR):** Provides DoT single source of trading partner data. CCR Tools enable DoT access to current socio-economic and financial information as needed for their contractors.
 - The automated collection and management of CCR-type vendor data for its intended purposes is estimated to avoid the equivalent of 0.9 man-hours per award transaction based on the processes, personnel, roles, steps, and actions involved. This resulted in a savings of approximately 3,905 hours for the agency in FY 2007.
 - Trading Partners: Enables trading partners to provide required information into a central data base for use across the Federal enterprise instead of submitting to each Government office.
- **Excluded Party Listing Service (EPLS):** Access via standard internet browser enables DoT to search for excluded parties prior to contract award.
 - The automated collection and management of EPLS-type data for its intended purposes is estimated to avoid the equivalent of 0.2 man-hours per subject award transaction based on the processes, personnel, roles, steps, and actions involved. This resulted in a savings of approximately 868 hours for the agency in FY 2007.
 - Public/Federal Security: Enables the elimination of excluded parties from receiving contract awards, protecting the taxpayers' investment and Federal contract spending. Users include banks and mortgage companies.
- **Electronic Subcontract Reporting System (eSRS):** For the DoT, the eSRS automates the collection and management of Individual Subcontract Reports (ISR, formerly SF-294) and Summary Subcontract Reports (SSR, formerly SF-295) data.
 - The automated collection and management of eSRS type data for its intended purposes is estimated to avoid the equivalent of 0.3 government man-hours per subject award transaction that requires subcontracting plans based on the processes, personnel, roles, steps, and actions involved.
 - Small Business/Prime Contractors: Provides an automated filing and reporting capability for contractors using sub-contractors ensuring proper sub-contractor usage.
- **Federal Business Opportunity (FBO):** FBO is a source for contracting opportunities. Enables the DoT to automate management of the competitive notice processes.
 - Cost avoidance is realized by eliminating time delays, labor, supplies/resource usage, equipment wear, and expenditures related to: printing, photocopying, ink and paper usage, postage, maintenance of interested vendor lists; mailing, correction of mailing addresses, settling disagreements over misaddressed mailings, investigation of returned non-deliveries of notices, etc. The automated management of the competitive notice processes is estimated to avoid the equivalent of 5.5 government man-hours per subject transaction based on the processes, personnel, roles, steps, and actions involved. This resulted in a savings of approximately 22,732 hours for the agency in FY 2007.
 - Small Business/Contractors: Enables contractors and small businesses to access Federal solicitations using standard internet browser capabilities and provides an e-mail notification process for new postings. This further eliminates the need to check websites from every contracting office for bidding opportunities.
- **Federal Technical Documents System (FedTeDS):** FedTeDS provides DoT with a secure service for storage and distribution of secure but unclassified documents for solicitations such as drawings and specifications of the Federal Highways, tunnels, bridges and rail system.
 - Cost avoidance is realized by eliminating time delays, labor, supplies/resource usage, equipment wear, and expenditures related to: printing, photocopying, ink and paper usage, postage, maintenance of interested vendor lists; mailing, correction of mailing addresses, settling disagreements over misaddressed mailings, investigation of returned non-deliveries of notices, etc. The automated management of the processes is estimated to avoid labor equivalent to 2.5 government man-hours per subject transaction based on the processes, personnel, roles, steps, and actions involved.

- Public/Federal Security: Provides a secure facility to protect secure but unclassified technical documentation related to solicitations.
- **Federal Procurement Data System – Next Generation (FPDS-NG):** Provides DoT with an automated capability to directly report awards real time from the DoT contract writing systems and extract reports of award data on demand.
 - Discontinue the DoT feeder system; facilitate real time reporting integrated with agency contract writing systems.
 - Congress/Public: Automates the dissemination of contract award data and incorporates public access.
- **Online Representation and Certification (ORCA):** Online Representation and Certification replaces solicitation Section K. Automates the previous Section K paper response to solicitations to DoT.
 - ORCA efficiencies compared to the equivalent manual management of the necessary representations and certifications for subject transactions are estimated to avoid the equivalent of 1.2 government man-hours per contract based on the processes, personnel, roles, steps, and actions involved. This resulted in a savings of approximately 4,960 hours for the agency in FY 2007.
 - Contractors: Reduces time, cost, and inaccuracies for contractors responding to Federal solicitations. ORCA provides for a single annual submission to replace the previous repetitive input in every solicitation.
- **Wage Determination Online (WDOL):** Provides Service Contract Act and Davis Bacon Act labor rates. Makes available the most current labor rates to DoT for services and construction programs.
 - Cost avoidance is realized by eliminating time delays, labor, supplies/resource usage, equipment wear, and expenditures related to: printing, photocopying, ink and paper usage, and postage for corresponding with contractors. The automated management of the processes is estimated to avoid labor equivalent to 1.5 government man-hours per wage determination request based on the processes, personnel, roles, steps, and actions involved. This resulted in a savings of approximately 1,181 hours for the agency in FY 2007.
 - Public: Ensures that appropriate labor rates are included in a contract for the labor categories specified in the Service Contract Act and Davis-Bacon Act.

Integrated Acquisition Environment - Loans and Grants (Managing Partner GSA) -

All agencies participating in the awarding of Loans & Grants benefit through access to a centralized solution to provide consistent, government-wide identifiers for award recipients. Cross-government cooperation to determine unique identifiers for Loans & Grants transactions furthers the agencies ability to maintain data integrity while additionally enhancing the transparency of federal program performance information, funding, and Loans & Grants solicitations.

Lines of Business

Budget Formulation and Execution LoB (Managing Partner ED) -

BFE LoB provides significant benefits to partner agencies by encouraging best practices crossing all aspects of federal budgeting – from budget formulation and execution to performance to human capital and staffing needs.

To benefit all agencies, including Transportation, BFE LoB, in conjunction with Department of the Treasury as the system owner, made available the first shared fee-for-service budget formulation system, the Budget Formulation and Execution Manager (BFEM). BFE LoB and Treasury are currently gathering requirements for a new Performance Measure Manager (PMM) module that will allow users to automate the definition, collection, and reporting of all types of performance measures. The PMM will be available

in 2008. The BFEM system is an option for Transportation and any Transportation component that is in need of a budget formulation or performance measurement system.

To help agencies assess their budget systems requirements, BFE LoB created a decision matrix. Transportation will benefit from using this matrix as a starting point in determining specific system needs. In 2008, BFE LoB will further benefit agencies by evaluating known budget systems against the decision matrix and making that information available so each agency can avoid the cost of performing that step individually.

In addition, BFE LoB created a secure government-only collaboration website, known as the "MAX Federal Community." This provides a significant benefit for collaboration across and within agencies. It is used within the budget community, and has been expanded to serve other related communities, such as Grants, Financial Management, Performance, and Planning. Transportation currently has 252 users that are registered and eligible to take advantage of the MAX Federal Community. The Community site is commonly used for sharing information, collaboratively drafting documents, supporting workgroups, and much more.

Financial Management LoB (Managing Partner GSA) -

Agencies participating in the FM LoB benefit from the government-wide enterprise architecture standards developed by the FM LoB. These improve the management of financial information within their agencies.

The Common Government-wide Accounting Code standard allows Chief Financial Officers (CFOs) to aggregate and report data across offices and departments.

The Performance Metrics for application hosting allows CFOs and other managers to compare operational efficiency and effectiveness among their own offices; and between Shared Service Providers (SSPs).

The Business Process Standards for Payments and Funds Control developed collaboratively by all agencies within the FM LoB allow CFOs to unify business processes across their department or agency. Standard business processes also bring efficiencies to SSPs by ensuring that all customer agencies use the same processes for transactions. The FM LoB will extend this work, developing standard business processes for reimbursables and for receivables.

The FM LoB developed Migration Planning Guidance that tells agencies how to evaluate and select SSPs, and how to migrate operations to that Provider.

The FM LoB is developing a Charge Card Interface to save agencies the cost of developing their own interfaces. The FM LoB is also developing standard interfaces with common systems (e.g. Lines of Business and E-Gov initiatives). By defining government-wide common interfaces, agencies avoid the expense of defining these interfaces themselves. Uniformity in these interfaces also reduces audit time and expense, and ensures uniform business process standards.

The FM LoB alignment of Common Government-wide Accounting Code structure and Business Process Standard implementation with Treasury central systems will allow all agencies to improve business processes and enables reliable data interchange across departments and agencies interfacing to Treasury's central systems.

Geospatial LoB (Managing Partner DoI) -

DoT is a major Federal producer and distributor of metadata and transportation geospatial data. Transportation data from DoT Offices are used to model the geographic locations, interconnectedness, and characteristics of the transportation system within the United States that consists of both physical and non-physical components. Many other federal agencies, state and local governments, academia, and the private sector also collect and maintain transportation geospatial data. DoT anticipates potential cost

savings through enhanced identification of and engagement with these organizations that will accrue with implementation of the common solutions identified in the business case developed for the line of business.

All Operating Administrations within DoT understand the need to have enhanced governance to ensure that their missions are met by leveraging all parts of the geospatial community. Coordinating requirements analysis will allow the Department to leverage activities across agencies as they continue to explore ways to develop support and promote safety in the development of national and local transportation systems. All DoT offices will benefit from the use of best practices and open standards to provide for shared and reusable geospatial assets.

Grants Management LoB (Managing Partners HHS and NSF) -

DoT manages 79,454 grant awards equaling approximately \$46.9 billion in awards, and is the second largest Federal grant-making agency. DoT anticipates the key benefit to its offices, including Office of the Secretary (OST), Federal Aviation Administration (FAA), Federal Highway Administration (FHWA), Federal Motor Carrier Safety Administration (FMCSA), National Highway Traffic Safety Administration (NHTSA), Federal Railroad Administration (FRA), Federal Transit Administration (FTA), Saint Lawrence Seaway Development Corporation (SLSDC), Pipeline and Hazardous Materials Safety Administration (PHMSA), Research and Innovative Technology Administration (RITA), Office of Inspector General (OIG), Surface Transportation Board (STB), and Maritime Administration (MARAD), will be having a centralized location to download all applications, make awards, and track awards to closeout. Automated business processes available through Consortia will decrease agency reliance on manual and paper-based processing. Consortium Lead agencies will spread operations and maintenance (O&M) costs, and development, modernization, and enhancement (DME) costs across agencies, decreasing the burden that any one agency must bear. During 2006, due to the GM LoB initiative, DoT analyzed DoT grant systems and programs, analyzed and documented core grant data items, helped facilitate grant system and program information exchange between DoT offices, identified DoT manual paper grant processes, began documenting and standardizing paper processes to prepare for automation, and started identifying systems for decommissioning.

GM LoB will lead to a reduction in the number of systems of record for grants data across DoT and the government and the development of common reporting standards, improving DoT's ability to provide agency- and government-wide reports on grant activities and results. Continuing our Department efforts will help DoT comply with the Federal Financial Assistance Management Improvement Act of 1999 and the Federal Funding Accountability and Transparency Act of 2006 while our future E-Grants strategy associated with current GM LoB efforts will meet long term objectives.

Service to constituents will be improved through the standardization and streamlining of government-wide grants business processes. The public will receive time savings as a result of quicker notification and faster payments due to an automated system for grants processing. Furthermore, GM LoB will minimize complex and varying agency-specific requirements and increase grantee ease of use on Federal grants management systems. Constituents will benefit as they will have fewer unique agency systems and processes to learn; grantees' ability to learn how to use the system will be improved and reliance on call center technical support will be reduced. Consortium Lead agencies will also provide grantees with online access to standard post-award reports, decreasing the number of unique agency-specific reporting requirements.

Human Resources Management LoB (Managing Partner OPM) -

DoT benefits through its use of best-in-class HR services and systems provided by one of the approved service providers. Through its adoption of an approved service provider, the agency can achieve the benefits of "best-in-class" HR solutions without the costs of developing and maintaining their own HR systems. Employees across the agency benefit from improved HR services. DoT's involvement in the HR

LoB allows them to help shape the government-wide solution as well as best practices and lessons learned as developed by task force and other agencies.

The HR LoB has worked with participating agencies to develop and validate Target Requirements for Shared Service Centers and Enterprise Architecture (EA) models for business processes (Business Reference Model), business services (Service Component Model), performance measurement (Performance Model), data (Data Model), and technology (Technical Model) relating to the Federal human resources function. These artifacts present a common view of and vocabulary for the Federal HR function that provide a tangible basis for standardization and common solutions -- the dimensions that underlie the Human Resources Line of Business. Federal agencies are able to use this information and guidance to formulate their specific agency requirements for HR functions and manage the transition to a shared service center. Since each agency does not have to formulate its own HR enterprise architecture, this unified effort has allowed agencies to save significant time and resources. The EA artifacts also facilitate the mapping of individual agency architectures to OMB's Federal Transition Framework.

IT Infrastructure LoB (Managing Partner GSA) -

The initiative benefits DoT through improved IT performance, greater efficiencies in IT infrastructure investments, and consistency and standardization of infrastructure platforms. The ITI LoB will provide DoT with best practice data and industry-wide performance metrics to validate and/or improve existing performance.

Given the size and variety of DoT locations, the agency stands to benefit from all three IT Infrastructure areas of concentration (End User Systems & Support, Mainframes and Servers Systems & Support, and Telecommunications Systems & Support). Furthermore, a key need of DoT from its infrastructure, data reliability, should be enhanced given the knowledge sharing that will occur.

DoT's participation in this program will result in higher service levels at a more effective cost. Large government purchases will establish a baseline for DoT related acquisitions that will prove valuable when negotiating prices for hardware and software. A 10-15 percent gain in productivity is expected, because of this program.

DoT expects to realize significant benefit in improved mission delivery. The bulk of this activity will come as a result of an enhanced infrastructure that takes advantage of direct electronic interface with DoT customers. Infrastructure certification and accreditation will be significantly enhanced above what it is today. At least a 20-25 percent improvement in mission delivery is expected by taking advantage of this program. Enhanced infrastructure performance will directly result in improved mission delivery to the public.

Department of the Treasury

The E-Government initiatives serve citizens, businesses, and Federal employees by delivering high quality services more efficiently at a lower price. Instead of expensive “stove-piped” operations, agencies work together to develop common solutions which achieve mission requirements at reduced cost, thereby making resources available for higher priority needs.

The Department of the Treasury (Treasury) is providing funding in FY 2008 to the following E-Government Initiatives:		
<p>Government to Citizen Portfolio</p> <ul style="list-style-type: none"> ▪ Disaster Assistance Improvement Plan ▪ IRS Free File 	<p>Government to Business Portfolio</p> <ul style="list-style-type: none"> ▪ Business Gateway ▪ E-Rulemaking 	<p>Government to Government Portfolio</p> <ul style="list-style-type: none"> ▪ Grants.gov
<p>Internal Efficiency and Effectiveness Portfolio</p> <ul style="list-style-type: none"> ▪ Integrated Acquisition Environment ▪ Integrated Acquisition Environment - Loans and Grants 	<p>Lines of Business (LoB)</p> <ul style="list-style-type: none"> ▪ Budget Formulation and Execution LoB ▪ Financial Management LoB ▪ Geospatial LoB ▪ Grants Management LoB ▪ Human Resources Management LoB ▪ IT Infrastructure LoB 	

Benefits realized through the use of these initiatives are as follows:

Government to Citizen Portfolio

Disaster Assistance Improvement Plan (Managing Partner DHS) -

The Disaster Assistance Improvement Program (DAIP) is a government-wide initiative to improve the delivery of assistance to disaster victims. Through modification of an existing E-Gov initiative, GovBenefits.gov, DAIP provides a one-stop portal for those affected by disasters by providing information on programs offering disaster assistance and screening of benefits for which they may be eligible. After determining their eligibility, users may apply for disaster assistance benefits using a single application through FEMA, leading to a more simplified, streamlined process. All benefit applications are adjudicated by the appropriate agency. DAIP will also allow returning users to check the status of the request for benefits available through the single application. DAIP includes member agencies that have programs that: provide benefits for persons in response to disasters; help facilitate the application and delivery process through validation; have other resources that may assist disaster victims; or are otherwise relevant to those who are impacted by disasters. During its first year of operation, the DAIP Program Office will quantify and report on the benefits and cost savings for each member agency.

As an agency with information that is relevant to individuals affected by a disaster, the Department of Treasury will integrate with DAIP to provide an alternate mechanism for providing information to disaster victims. This will support delivery of assistance to disaster victims and will reduce agency direct inquiries about individual assistance.

Internal Revenue Service Free File (Managing Partner Treasury) -

The initiative benefits Treasury by supporting the Internal Revenue Service (IRS) statutory goals of increased e-filing, pursuant to the IRS Restructuring and Reform Act of 1998, which encouraged the IRS to work with the private sector to improve electronic filing services.

The IRS benefits from direct paper processing savings as a result of increased e-filing. 19.3 million individual federal income tax returns have been prepared and e-filed through Free File services since its initial launch in 2003, representing a cost savings of \$45.5 million to the government.

Government to Business Portfolio

Business Gateway (Managing Partner SBA) - (data for forms and compliance links are as of October 30, 2007)

By creating a single portal for business information, such as regulatory compliance information Business Gateway directly benefits Treasury's "customers" (e.g., American businesses of all kinds), virtually all of which are subject to complex regulatory requirements across multiple agencies.

- Treasury constituents could potentially receive significant benefits from Business Gateway including time and cost savings, assistance in compliance with the Small Business Paperwork Relief Act, and reduction in burden hours. Through increased outreach, more constituents will be able to realize these benefits.
- Treasury will receive:
 - Maintenance savings: Business.gov's search technology will provide Treasury with valuable user statistics and feedback, enabling it to simplify content management on its business compliance site.
 - Increased forms management: By making 985 forms (to date) available on Forms.gov, Treasury saves agency time in forms management, and is expected to produce significant savings in paper and postage.
 - Increased exposure: Business.gov now houses 3,014 Treasury compliance links (to date) providing cross-agency effectiveness to American businesses.
 - Reduced burden on field offices: By directing compliance-related inquiries to Business.gov, agencies with field offices will save training and staff-time dollars.
 - Data harmonization: Every federal agency should have or participate in at least one "vertical" opportunity; in the case of Treasury, for example, international business regulation offers such potential. DoI and DoL together saved \$341,000 in the first three years of their vertical, and are expected to save \$570,000 over 5 years.

Business Gateway Article Quote:

"Business.gov continues to expand its offerings of resources and tools to help small businesses comply with federal government regulations. Responding to feedback from its business community users, Business.gov has developed a tool that helps businesses determine their license and permit requirements."

-- *Winning Bids Magazine*

Benefits to Treasury bureaus:

- **Alcohol and Tobacco Tax and Trade Bureau (TTB)** – Business Gateway supports TTB's mission by providing citizens greater access to compliance tools and documents to ensure that they are knowledgeable about multiple regulations governing alcohol, tobacco, firearms, and munitions. Business.gov currently contains 234 links to guidance resources and 66 forms for the TTB.
- **Internal Revenue Service (IRS)** – Businesses, particularly newer businesses, need help understanding how to comply with tax rules and regulations. While the IRS website does contain tax information focused on businesses, Business Gateway increases citizens' and businesses' access to IRS's forms and provides a government-wide compliance assistance tool. Currently, Business.gov has 648 links to 677 forms for U.S. taxpayers.

E-Rulemaking (Managing Partner EPA) -

The Department of Treasury is the primary Federal agency responsible for the economic and financial prosperity and security of the U.S., and as such is responsible for a wide range of activities including advising the President on economic and financial issues, promoting the President's growth agenda, and enhancing corporate governance in financial institutions. Treasury provides these functions through a number of sub-agencies. The Department of Treasury completed migration to FDMS in March 2007. FDMS provides Treasury with the system necessary to manage the large and important regulatory responsibility it maintains. Between January and October 2007, the Treasury Department and its bureaus posted 122 Federal Register notices, 388 rules and proposed rules, and 341 public submissions in Regulations.gov.

Treasury benefits in several ways through its participation and reliance on FDMS and Regulations.gov. Treasury reaps substantial benefits by improving the transparency of its rulemaking actions as well as increasing public participation in the regulatory process. Direct budget cost savings and cost avoidance will be the results of Treasury's transition to FDMS and Regulations.gov, enabling the Department to discontinue efforts to develop, deploy and operate agency specific individual online docket and public comment systems. Over five years, it is estimated that Treasury would avoid costs of over \$8 million over having the Department independently create alternative options that would provide similar services. These figures were calculated in the summer of 2007 by an independent economist hired by the E-Rulemaking Program to develop a Cost-Benefit Model.

E-Rulemaking Quote...

"Regulations.gov was a critical first step in the effort to expand public access to the rulemaking process of the Federal Government. It provided, for the first time, a centralized electronic gateway for the public to identify and submit comments on agency regulations."

--Government Official

Benefits to Treasury bureaus (all statistics are from January 2007 through October 2007 unless otherwise noted):

- **Treasury HQ** – Treasury posted a total of 11 *Federal Register* Notices and 23 rules and proposed rules in Regulations.gov and received 10 comments.
- **Office of the Comptroller of the Currency (OCC)** – OCC posted 1 *Federal Register* Notice and 10 rules and proposed rules in Regulations.gov and received 179 comments.
- **Internal Revenue Service (IRS)** – IRS posted a total of 16 *Federal Register* Notices and 254 rules and proposed rules in Regulations.gov and received 5 comments.
- **Bureau of Alcohol Tobacco Tax and Trade (TTB)** – TTB posted 9 *Federal Register* Notices and 57 rules and proposed rules in Regulations.gov and received 82 comments.
- **Office of Foreign Asset Control (OFAC)** – OFAC posted 22 *Federal Register* Notices and 22 rules and proposed rules in Regulations.gov.
- **Fiscal Service (FS)** – FS posted 2 *Federal Register* Notices and 7 rules and proposed rules in Regulations.gov.
- **Office of Thrift Supervision (OTS)** – OTS posted 2 *Federal Register* Notices and 15 rules and proposed rules in Regulations.gov and received 65 comments.
- **Bureau of Public Debt (PBD)** – BPD posted 37 *Federal Register* notices in Regulations.gov.
- **Community Development Financial Institutions (CDFIF)** – CDFIF posted 22 *Federal Register* Notices in Regulations.gov.
- **United States Mint (USMINT)** – USMINT posted 1 *Federal Register* notice in Regulations.gov.

Government to Government Portfolio

Grants.gov (Managing Partner HHS) -

Grants.gov benefits the Department of the Treasury by providing a single location for citizens to find and apply for Treasury grant opportunities. Treasury has three grant-making programs: IRS Low Income Taxpayer Clinic, Internal Revenue Service Tax Counseling for the Elderly, and Community Development Financial Institutions Fund. The Department of the Treasury is meeting its targeted goals regarding

posting of grant opportunities and applications on the Grants.gov portal. Treasury has posted six funding opportunities and six application packages on Grants.gov. The Department of the Treasury received 355 electronic applications which resulted in total cost avoidance of \$45,000 in FY 2007.

Internal Efficiency and Effectiveness Portfolio

Integrated Acquisition Environment (Managing Partner GSA) –

Through adoption of the tools and services provided by IAE, Treasury improves its ability to make informed and efficient purchasing decisions and allows it to automate manual processes. If Treasury were not allowed to use the IAE systems, they would need to build and maintain separate systems to record vendor and contract information, and to post procurement opportunities. Agency purchasing officials would not have access to databases of important information from other agencies on vendor performance and could not use systems to replace paper-based and labor-intensive efforts. For FY 2007, Treasury received estimated benefits of \$1,369,562 based on the processes, personnel, roles, steps, and actions involved. In addition, the agency realized an estimated cost avoidance of \$61,346 and estimated operational cost savings of \$334,665.

- **Central Contractor Registration (CCR):** Provides Treasury single source of trading partner data. CCR Tools enable Treasury access to current socio-economic and financial information as needed for their contractors without maintenance. In addition, CCR in partnership with IRS is now authoritatively confirming Taxpayer ID numbers, which greatly improves accuracy in the 1099 reporting by agencies. It also increases Treasury' ability to collect delinquent debt through the Treasury Offset Program.
 - The automated collection and management of CCR-type vendor data for its intended purposes is estimated to avoid the equivalent of 0.9 man-hours per award transaction based on the processes, personnel, roles, steps, and actions involved. This resulted in a savings of approximately 10,236 hours for the agency in FY 2007.
 - Trading Partners: Enables trading partners to provide required information into a central data base for use across the Federal enterprise instead of submitting to each Government office.
- **Excluded Party Listing Service (EPLS):** Access via standard internet browser enables Treasury to search for excluded parties prior to contract award.
 - The automated collection and management of EPLS-type data for its intended purposes is estimated to avoid the equivalent of 0.2 man-hours per subject award transaction based on the processes, personnel, roles, steps, and actions involved. This resulted in a savings of approximately 2,275 hours for the agency in FY 2007.
 - Public/Federal Security: Enables the elimination of excluded parties from receiving contract awards, protecting the taxpayers' investment and Federal contract spending. Users include banks and mortgage companies.
- **Electronic Subcontract Reporting System (eSRS):** For the Treasury, the eSRS automates the collection and management of Individual Subcontract Reports (ISR, formerly SF-294) and Summary Subcontract Reports (SSR, formerly SF-295) data.
 - The automated collection and management of eSRS type data for its intended purposes is estimated to avoid the equivalent of 0.3 government man-hours per subject award transaction that requires subcontracting plans based on the processes, personnel, roles, steps, and actions involved.
 - Small Business/Prime Contractors: Provides an automated filing and reporting capability for contractors using sub-contractors ensuring proper sub-contractor usage.
- **Federal Business Opportunity (FBO):** FBO is a source for contracting opportunities. Enables the Treasury to automate management of the competitive notice processes.
 - Cost avoidance is realized by eliminating time delays, labor, supplies/resource usage, equipment wear, and expenditures related to: printing, photocopying, ink and paper

usage, postage, maintenance of interested vendor lists; mailing, correction of mailing addresses, settling disagreements over misaddressed mailings, investigation of returned non-deliveries of notices, etc. The automated management of the competitive notice processes is estimated to avoid the equivalent of 5.5 government man-hours per subject transaction based on the processes, personnel, roles, steps, and actions involved. This resulted in a savings of approximately 7,579 hours for the agency in FY 2007.

- Small Business/Contractors: Enables contractors and small businesses to access Federal solicitations using standard internet browser capabilities and provides an e-mail notification process for new postings. This further eliminates the need to check websites from every contracting office for bidding opportunities.
- **Federal Technical Documents System (FedTeDS):** FedTeDS provides Treasury with a secure service for storage and distribution of secure but unclassified documents for solicitations.
 - Cost avoidance is realized by eliminating time delays, labor, supplies/resource usage, equipment wear, and expenditures related to: printing, photocopying, ink and paper usage, postage, maintenance of interested vendor lists; mailing, correction of mailing addresses, settling disagreements over misaddressed mailings, investigation of returned non-deliveries of notices, etc. The automated management of the processes is estimated to avoid labor equivalent to 2.5 government man-hours per subject transaction based on the processes, personnel, roles, steps, and actions involved.
 - Public/Federal Security: Provides a secure facility to protect secure but unclassified technical documentation related to solicitations.
- **Federal Procurement Data System – Next Generation (FPDS-NG):** Provides Treasury with an automated capability to directly report awards real time from the Treasury contract writing systems and extract reports of award data on demand. In addition, FPDS-ONG is providing the necessary data to Treasury to fulfill 1099 obligations of all the agencies.
 - Discontinue the Treasury feeder system; facilitate real time reporting integrated with agency contract writing systems. This resulted in a savings of approximately 4,733 hours for the agency in FY 2007.
 - Congress/Public: Automates the dissemination of contract award data and incorporates public access.
- **Online Representation and Certification (ORCA):** Online Representation and Certification replaces solicitation Section K. Automates the previous Section K paper response to solicitations to Treasury.
 - ORCA efficiencies compared to the equivalent manual management of the necessary representations and certifications for subject transactions are estimated to avoid the equivalent of 1.2 government man-hours each based on the processes, personnel, roles, steps, and actions involved. This resulted in a savings of approximately 1,654 hours for the agency in FY 2007.
 - Contractors: Reduces time, cost, and inaccuracies for contractors responding to Federal solicitations. ORCA provides for a single annual submission to replace the previous repetitive input in every solicitation.
- **Wage Determination Online (WDOL):** Provides Service Contract Act and Davis Bacon Act labor rates. Makes available the most current labor rates to Treasury for services and construction programs.
 - Cost avoidance is realized by eliminating time delays, labor, supplies/resource usage, equipment wear, and expenditures related to: printing, photocopying, ink and paper usage, and postage for corresponding with contractors. The automated management of the processes is estimated to avoid labor equivalent to 1.5 government man-hours per wage determination request based on the processes, personnel, roles, steps, and actions involved. This resulted in a savings of approximately 833 hours for the agency in FY 2007.
 - Public: Ensures that appropriate labor rates are included in a contract for the labor categories specified in the Service Contract Act and Davis-Bacon Act.

Integrated Acquisition Environment - Loans and Grants (Managing Partner GSA) -

All agencies participating in the awarding of Loans & Grants benefit through access to a centralized solution to provide consistent, government-wide identifiers for award recipients. Cross-government cooperation to determine unique identifiers for Loans & Grants transactions furthers the agencies ability to maintain data integrity while additionally enhancing the transparency of federal program performance information, funding, and Loans & Grants solicitations.

Lines of Business

Budget Formulation and Execution LoB (Managing Partner ED) -

BFE LoB provides significant benefits to partner agencies by encouraging best practices crossing all aspects of federal budgeting – from budget formulation and execution to performance to human capital and staffing needs.

To benefit all agencies, BFE LoB, in conjunction with Department of the Treasury as the system owner, made available the first shared fee-for-service budget formulation system, the Budget Formulation and Execution Manager (BFEM). BFE LoB and Treasury are currently gathering requirements for a new Performance Measure Manager (PMM) module that will allow users to automate the definition, collection, and reporting of all types of performance measures. The PMM will be available in 2008. This effort has a direct benefit for the Treasury Department since it spreads the cost of future BFEM development work. By creating a pool of funds contributed to by a wide range of agencies, the Treasury Department no longer has to fund BFEM development itself and can share those costs with other agencies.

Financial Management LoB (Managing Partner GSA) -

Agencies participating in the FM LoB benefit from the government-wide enterprise architecture standards developed by the FM LoB. These improve the management of financial information within their agencies.

The Common Government-wide Accounting Code standard allows Chief Financial Officers (CFOs) to aggregate and report data across bureaus and departments.

The Performance Metrics for application hosting allows CFOs and other managers to compare operational efficiency and effectiveness among their own bureaus; and between Shared Service Providers.

The Business Process Standards for Payments and Funds Control developed collaboratively by all agencies within the FM LoB allow CFOs to unify business processes across their department or agency. Standard business processes also bring efficiencies to Shared Service Providers by ensuring that all customer agencies use the same processes for transactions. The FM LoB will extend this work, developing standard business processes for reimbursables and for receivables.

The FM LoB developed a Migration Planning Guidance, telling agencies how to evaluate and select Shared Service Providers, and how to migrate their operations to that Provider.

The FM LoB alignment of Common Government-wide Accounting Code structure and Business Process Standard implementation with Treasury central systems will allow all agencies to improve business process and enables reliable data interchange across departments and agencies interfacing to the Treasury central systems.

Geospatial LoB (Managing Partner DoI) -

The Treasury Department is entrusted with a broad range of duties and functions. In addition to monetary functions such as budgets, taxes, and currency production and circulation, Treasury also

oversees critical functions in enforcement, economic policy development, and international treaty negotiation. The LoB provides more immediate access to geospatial information that would lead to improved productivity, improved mission delivery, and increased service to citizens. Geospatially enabling traditional business data will improve business process efficiency, allow for geographically based work planning and investment processes, assist in infrastructure asset tracking, improve mission delivery, and promote use of business intelligence in decision support systems.

Grants Management LoB (Managing Partners HHS and NSF) -

Treasury manages 362 grant awards equaling approximately \$54 million. Treasury anticipates the key benefit will be having a centralized location to download all applications, make awards, and track awards to closeout. Automated business processes available through Consortia will decrease agency reliance on manual and paper-based processing. IRS, one of two grant making entities within the Treasury Department, will continue to rely on the Department of Health and Human Services (HHS)—an approved GM LoB service provider—for grants processing. In addition, CDFI has signed an agreement with HHS ACF to migrate to its Consortium solution. Expected constituent and citizen benefits include improved service, and time, cost, and resource savings. Consortium Lead agencies will spread operations and maintenance (O&M) costs, and development, modernization, and enhancement (DME) costs across agencies, decreasing the burden that any one agency must bear.

GM LoB will lead to a reduction in the number of systems of record for grants data across Treasury and the government and the development of common reporting standards, improving Treasury's ability to provide agency- and government-wide reports on grant activities and results. Migrating to a Consortium Lead agency will help Treasury comply with the Federal Financial Assistance Management Improvement Act of 1999 and the Federal Funding Accountability and Transparency Act of 2006.

Service to constituents will be improved through the standardization and streamlining of government-wide grants business processes. The public will receive time savings as a result of quicker notification and faster payments due to an automated system for grants processing. Furthermore, GM LoB will minimize complex and varying agency-specific requirements and increase grantee ease of use on Federal grants management systems. Constituents will benefit as they will have fewer unique agency systems and processes to learn; grantees' ability to learn how to use the system will be improved and reliance on call center technical support will be reduced. Consortium Lead agencies will also provide grantees with online access to standard post-award reports, decreasing the number of unique agency-specific reporting requirements.

Human Resources Management LoB (Managing Partner OPM) -

Treasury operates HR Connect, one of the approved service providers for the HR LoB. This initiative allows Treasury to spread the cost of managing HR systems and processes across a larger customer base, reducing agency costs to operate these systems and processes. Treasury's involvement in the HR LoB allows them to help shape the government-wide solution as well as best practices and lessons learned as developed by task force and other agencies.

The HR LoB has worked with participating agencies to develop and validate Target Requirements for Shared Service Centers and Enterprise Architecture (EA) models for business process (Business Reference Model), business services (Service Component Model), performance measurement (Performance Model), data (Data Model), and technology (Technical Model) relating to the Federal human resources function. These artifacts present a common view of and vocabulary for the Federal HR function that provide a tangible basis for standardization and common solutions -- the dimensions that underlie the Human Resources Line of Business. Federal agencies are able to use this information and guidance to formulate their specific agency requirements for HR functions and manage the transition to a shared service center. Since each agency does not have to formulate its own HR enterprise architecture, this unified effort has allowed agencies to save significant time and resources. The EA artifacts also facilitate the mapping of individual agency architectures to OMB's Federal Transition Framework.

IT Infrastructure LoB (Managing Partner GSA) -

The initiative benefits Treasury through improved IT performance, greater efficiencies in IT infrastructure investments, and consistency and standardization of infrastructure platforms. The ITI LoB will provide Treasury with best practice data and industry-wide performance metrics to validate and/or improve existing performance.

The ITI LoB will complement and greatly advance Treasury's ongoing efforts to consolidate and optimize its IT infrastructure assets at the enterprise level. During the past few years Treasury has employed a total cost of ownership study; identified focus areas for consolidation; developed a comprehensive integrated enterprise-wide portfolio management process; strengthened the role of enterprise architecture in capital planning; and introduced more rigorous Capital Planning and Investment Control requirements, including expanded Earned Value Management and Alternatives Analysis policies, stronger Select criteria for all Major and (in 2007) non-Major investments, and clearer definitions of Steady State and DME activity. However, a persistent challenge across Treasury's disparate bureaus has been the difficulty of establishing internally consistent performance and cost effectiveness measures for IT infrastructure that map from the project level to meaningful Departmental milestones.

Through participation in and alignment with the ITI LoB, Treasury expects to make great strides in establishing solid baselines and targets with standard and defensible metrics, identifying optimization opportunities, and implementing plans of action and a governance structure to meet them. This year, Treasury is requiring expanded granular IT business cases to ensure the availability of detailed information using consistent definitions and taxonomies across the Department in preparation for alignment with the ITI LoB.

As one example, Treasury anticipates that the initial work of the Program Performance Management Office in the area of End User Systems and Support will dovetail with a major ongoing effort in this area within the IRS, with which Treasury has been contemplating integrating similar efforts in the other bureaus. Because the ITI LoB is in such an early stage of development, it is impossible at this point to project quantifiable benefits – including cost savings and avoidance, higher service levels and resulting enhanced productivity and mission delivery—or to assign unique aspects of these benefits to Treasury's individual bureaus. However, as Treasury's newly established Infrastructure Optimization Program Management Office collaborates both with the ITI LoB and with internal governance and standards bodies, measurable and bureau-specific benefits are expected to emerge.

Department of Veterans Affairs

The E-Government initiatives serve citizens, businesses, and Federal employees by delivering high quality services more efficiently at a lower price. Instead of expensive “stove-piped” operations, agencies work together to develop common solutions which achieve mission requirements at reduced cost, thereby making resources available for higher priority needs.

The Department of Veterans Affairs (VA) is providing funding in FY 2008 to the following E-Government Initiatives:		
Government to Citizen Portfolio <ul style="list-style-type: none"> ▪ Disaster Assistance Improvement Plan 	Government to Business Portfolio <ul style="list-style-type: none"> ▪ Business Gateway ▪ E-Rulemaking 	Government to Government Portfolio <ul style="list-style-type: none"> ▪ Grants.gov
Internal Efficiency and Effectiveness Portfolio <ul style="list-style-type: none"> ▪ E-Gov Travel ▪ Integrated Acquisition Environment ▪ Integrated Acquisition Environment - Loans and Grants 	Lines of Business (LoB) <ul style="list-style-type: none"> ▪ Budget Formulation and Execution LoB ▪ Federal Health Architecture LoB ▪ Financial Management LoB ▪ Geospatial LoB ▪ Grants Management LoB ▪ Human Resources Management LoB ▪ IT Infrastructure LoB 	

Benefits realized through the use of these initiatives are as follows:

Government to Citizen Portfolio

Disaster Assistance Improvement Plan (Managing Partner DHS) -

The Disaster Assistance Improvement Program (DAIP) is a government-wide initiative to improve the delivery of assistance to disaster victims. Through modification of an existing E-Gov initiative, GovBenefits.gov, DAIP provides a one-stop portal for those affected by disasters by providing information on programs offering disaster assistance and screening of benefits for which they may be eligible. After determining their eligibility, users may apply for disaster assistance benefits using a single application through FEMA, leading to a more simplified, streamlined process. All benefit applications are adjudicated by the appropriate agency. DAIP will also allow returning users to check the status of the request for benefits available through the single application. DAIP includes member agencies that have programs that: provide benefits for persons in response to disasters; help facilitate the application and delivery process through validation; have other resources that may assist disaster victims; or are otherwise relevant to those who are impacted by disasters. During its first year of operation, the DAIP Program Office will quantify and report on the benefits and cost savings for each member agency.

As an agency that will interface with the DAIP to obtain change of address information, VA will provide benefits to citizens by ensuring continuity of delivery of their existing benefits. Furthermore, by ensuring that addresses are up to date, VA will reduce waste and fraud in the distribution of checks to incorrect addresses.

Government to Business Portfolio

Business Gateway (Managing Partner SBA) - (data for forms and compliance links are as of October 30, 2007)

By creating a single portal for business information, such as regulatory compliance information Business Gateway directly benefits VA's "customers" (e.g., veteran business owners) as all veteran-owned businesses are subject to complex regulatory requirements across multiple agencies. Business Gateway can assist these organizations with finding and understanding these regulations.

- Business Gateway currently has 194 forms/instructions and 103 links for VA on Business.gov & Forms.gov.
- Increased exposure: Business.gov could help redirect more veteran-owned business to VA's own veteran-owned business site (vetbiz.gov).

E-Rulemaking (Managing Partner EPA) -

The Federal Docket Management System (FDMS) assists the VA in meeting its extensive mission and goals to U.S. veterans by consolidating their rule and notice activities giving veterans a single source to find these and the supporting materials that affect their benefits. The customers VA supports have extremely focused interests and are another audience that greatly benefits from the notification features FDMS provides, enabling them to be alerted to activities that affect them the most. In particular, it is essential that the Notifications and regulatory proposals published by the VA's Medical and Benefits Programs are easily accessible to their constituency and that veterans are able to participate in voicing their interest in modifications to existing services and benefits to fullest extent possible.

The Department of Veterans Affairs implemented FDMS in September 2006 and manages all rulemaking materials (e.g., *Federal Register* documents; supporting analyses; and public comments) in a secure, centralized repository which provides the public with a single-point of contact on the Internet at Regulations.gov. Between January and October 2007, VA posted 289 *Federal Register* notices and 36 rules and proposed rules in Regulations.gov. VA received more than 682 public comments on these actions via Regulations.gov.

VA benefits in several ways through its participation and reliance on FDMS and Regulations.gov. VA reaps substantial benefits by improving the transparency of its rulemaking actions as well as increasing public participation in the regulatory process. Direct budget cost savings and cost avoidance will be the results of VA's transition to FDMS and Regulations.gov, enabling the Department to discontinue agency specific efforts to develop, deploy and operate agency specific individual online docket and public comment systems. Over five years, it is estimated that VA would avoid costs of nearly \$500,000 over having the Department independently create alternative options that would provide similar services. These figures were calculated in the summer of 2007 by an independent economist hired by the E-Rulemaking Program to develop a Cost-Benefit Model.

Government to Government Portfolio

Grants.gov (Managing Partner HHS) -

The initiative benefits VA and its grants programs, including those from the National Cemetery Administration, the Veterans Health Administration's State Veterans Home Construction Grant Program and Homeless Grant Program by providing a single location to electronically publish grant opportunities and application packages, and by providing a single site for the grants community to electronically apply for grants using common forms, processes and systems. The utilization of Grants.gov eliminates the need for VA to build and maintain a similar system of its own to service its grant constituents. The funding for all VA grant programs comes from the each of the respective VA program offices.

As of September 2007, VA posted 6 funding opportunities and application packages on Grants.gov, and successfully received 106 electronic applications via Grants.gov. In FY 2008, VA plans to use Grants.gov for all State Veterans Home Construction Grants and National Cemetery Administration State Grants; and increase use for the Homeless Grant Program.

Internal Efficiency and Effectiveness Portfolio

E-Gov Travel (Managing Partner GSA) -

VA began migrating its travel services to Electronic Data Systems (EDS), one of the three designated E-Gov Travel Service (ETS) providers, in Q1 FY 2007 and is realizing the following benefits: through a combination of advantageous TMC pricing and a substantially higher degree of OBE usage (82 percent), VA saved over \$894,000 in travel management service fees for reservations in FY07 when compared to pre-ETS pricing and online usage. By a reduction of traveler and manager time for planning, arranging, authorizing, approving and post-travel reimbursement processing, VA realized in FY 2007 a cost avoidance of over \$3,600,000. Since the EDS deployment, VA has standardized travel management practices to consolidate federal travel, minimize cost, security and privacy controls for the protection of government and personal data, improved agency oversight, and has strategic source pricing through cross-government purchasing agreements.

Integrated Acquisition Environment (Managing Partner GSA) –

Through adoption of the tools and services provided by IAE, VA improves its ability to make informed and efficient purchasing decisions and allows it to replace manual processes. If VA were not allowed to use the IAE systems, they would need to build and maintain separate systems to record vendor and contract information, and to post procurement opportunities. Agency purchasing officials would not have access to databases of important information from other agencies on vendor performance and could not use systems that replace paper-based and labor-intensive efforts. For FY 2007, VA received estimated benefits of \$120,280,798 based on the processes, personnel, roles, steps, and actions involved. In addition, the agency realized an estimated cost avoidance of \$200,091 and estimated operational cost savings of \$1,091,565.

- **Central Contractor Registration (CCR):** Provides VA single source of trading partner data. CCR Tools enable VA access to current socio-economic and financial information as needed for their contractors without maintenance. In addition, CCR helps VA meet its statutory obligations by providing initial organizational information for the VetBiz application.
 - The automated collection and management of CCR-type vendor data for its intended purposes is estimated to avoid the equivalent of 0.9 man-hours per award transaction based on the processes, personnel, roles, steps, and actions involved. This resulted in a savings of approximately 66,717 hours for the agency in FY 2007.
 - Trading Partners: Enables trading partners to provide required information into a central data base for use across the Federal enterprise instead of submitting to each Government office.
- **Excluded Party Listing Service (EPLS):** Access via standard internet browser enables VA to search for excluded parties prior to contract award.
 - The automated collection and management of EPLS-type data for its intended purposes is estimated to avoid the equivalent of 0.2 man-hours per subject award transaction based on the processes, personnel, roles, steps, and actions involved. This resulted in a savings of approximately 370,559 hours for the agency in FY 2007.
 - Public/Federal Security: Enables the elimination of excluded parties from receiving contract awards, protecting the taxpayers' investment and Federal contract spending. Users include banks and mortgage companies.
- **Electronic Subcontract Reporting System (eSRS):** For the VA, the eSRS automates the collection and management of Individual Subcontract Reports (ISR, formerly SF-294) and Summary Subcontract Reports (SSR, formerly SF-295) data.

- The automated collection and management of eSRS-type data for its intended purposes is estimated to avoid the equivalent of 0.3 government man-hours per subject award transaction that requires subcontracting plans based on the processes, personnel, roles, steps, and actions involved.
 - Small Business/Prime Contractors: Provides an automated filing and reporting capability for contractors using sub-contractors ensuring proper sub-contractor usage.
- **Federal Business Opportunity (FBO):** FBO is a source for contracting opportunities. Enables the VA to automate management of the competitive notice processes.
 - Cost avoidance is realized by eliminating time delays, labor, supplies/resource usage, equipment wear, and expenditures related to: printing, photocopying, ink and paper usage, postage, maintenance of interested vendor lists; mailing, correction of mailing addresses, settling disagreements over misaddressed mailings, investigation of returned non-deliveries of notices, etc. The automated management of the competitive notice processes is estimated to avoid the equivalent of 5.5 government man-hours per subject transaction based on the processes, personnel, roles, steps, and actions involved. This resulted in a savings of approximately 57,871 hours for the agency in FY 2007.
 - Small Business/Contractors: Enables contractors and small businesses to access Federal solicitations using standard internet browser capabilities and provides an e-mail notification process for new postings. This further eliminates the need to check websites from every contracting office for bidding opportunities.
- **Federal Technical Documents System (FedTeDS):** FedTeDS provides VA with a secure service for storage and distribution of secure but unclassified documents for solicitations.
 - Cost avoidance is realized by eliminating time delays, labor, supplies/resource usage, equipment wear, and expenditures related to: printing, photocopying, ink and paper usage, postage, maintenance of interested vendor lists; mailing, correction of mailing addresses, settling disagreements over misaddressed mailings, investigation of returned non-deliveries of notices, etc. The automated management of the processes is estimated to avoid labor equivalent to 2.5 government man-hours per subject transaction based on the processes, personnel, roles, steps, and actions involved.
 - Public/Federal Security: Provides a secure facility to protect secure but unclassified technical documentation related to solicitations.
- **Federal Procurement Data System – Next Generation (FPDS-NG):** Provides VA with an automated capability to directly report awards real time from the VA contract writing systems and extract reports of award data on demand.
 - Discontinue the VA feeder system; facilitate real time reporting integrated with agency contract writing systems. This resulted in a savings of approximately 293,209 hours for the agency in FY 2007.
 - Congress/Public: Automates the dissemination of contract award data and incorporates public access.
- **Online Representation and Certification (ORCA):** Online Representation and Certification replaces solicitation Section K. Automates the previous Section K paper response to solicitations to VA.
 - ORCA efficiencies compared to the equivalent manual management of the necessary representations and certifications for subject transactions are estimated to avoid the equivalent of 1.2 government man-hours each based on the processes, personnel, roles, steps, and actions involved. This resulted in a savings of approximately 12,626 hours for the agency in FY 2007.
 - Contractors: Reduces time, cost, and inaccuracies for contractors responding to Federal solicitations. ORCA provides for a single annual submission to replace the previous repetitive input in every solicitation.
- **Wage Determination Online (WDOL):** Provides Service Contract Act and Davis Bacon Act labor rates. Makes available the most current labor rates to VA for services and construction programs.

- Cost avoidance is realized by eliminating time delays, labor, supplies/resource usage, equipment wear, and expenditures related to: printing, photocopying, ink and paper usage, and postage for corresponding with contractors. The automated management of the processes is estimated to avoid labor equivalent to 1.5 government man-hours per wage determination request based on the processes, personnel, roles, steps, and actions involved. This resulted in a savings of approximately 5,274 hours for the agency in FY 2007.
- Public: Ensures that appropriate labor rates are included in a contract for the labor categories specified in the Service Contract Act and Davis-Bacon Act.

Integrated Acquisition Environment - Loans and Grants (Managing Partner GSA) -

All agencies participating in the awarding of Loans & Grants benefit through access to a centralized solution to provide consistent, government-wide identifiers for award recipients. Cross-government cooperation to determine unique identifiers for Loans & Grants transactions furthers the agencies ability to maintain data integrity while additionally enhancing the transparency of federal program performance information, funding, and Loans & Grants solicitations.

Lines of Business

Budget Formulation and Execution LoB (Managing Partner ED) -

BFE LoB provides significant benefits to partner agencies by encouraging best practices crossing all aspects of federal budgeting – from budget formulation and execution to performance to human capital and staffing needs.

To benefit all agencies, including VA, BFE LoB, in conjunction with Department of the Treasury as the system owner, made available the first shared fee-for-service budget formulation system, the Budget Formulation and Execution Manager (BFEM). BFE LoB and Treasury are currently gathering requirements for a new Performance Measure Manager (PMM) module that will allow users to automate the definition, collection, and reporting of all types of performance measures. The PMM will be available in 2008. The BFEM system is an option for VA and any VA component that is in need of a budget formulation or performance measurement system.

To help agencies assess their budget systems requirements, BFE LoB created a decision matrix. VA will benefit from using this matrix as a starting point in determining specific system needs. In 2008, BFE LoB will further benefit agencies by evaluating known budget systems against the decision matrix and making that information available so each agency can avoid the cost of performing that step individually.

In addition, BFE LoB created a secure government-only collaboration website, known as the “MAX Federal Community.” This provides a significant benefit for collaboration across and within agencies. It is used within the budget community, and has been expanded to serve other related communities, such as Grants, Financial Management, Performance, and Planning. VA currently has 110 users that are registered and eligible to take advantage of the MAX Federal Community. The Community site is commonly used for sharing information, collaboratively drafting documents, supporting workgroups, and much more.

Federal Health Architecture LoB (Managing Partner HHS) -

Of the 25 million veterans currently alive, nearly three of every four served during a war or an official period of hostility. About a quarter of the nation's population – approximately 70 million people – are potentially eligible for VA benefits and services because they are veterans, family members or survivors of veterans.

It is essential that wounded and injured service members personnel, when released from active duty, have a continuum of quality healthcare that is available from VA Health. FHA has worked in concert with DoD and the VA to ensure that the services provided to both agencies associated in standards implementation, planning, education (with 90 VA members participating), reporting, and participation in the Federal Consortium for the Nationwide Health Information Exchange align to best serve our Veterans.

Standards Lifecycle: FHA has continued its core mission to identify, recommend, and implement health-related standards in areas such as medical vocabularies (e.g., disabilities terminology standards and allergy terminology standards), messaging, data, and security. This includes facilitating federal partner review of Standards Harmonization Body (HITSP) Requirements, Design and Standards Selection (RDSS) documents and Interoperability Specification Inspection Testing related to laboratory results reporting, biosurveillance, medication history, registration summary and emergency responder – Electronic Health Record (EHR).

Planning: An important step for both DoD and VA is to develop a transition strategy, the roadmap on how an agency will transform its business to meet the goal. Transition strategy and planning is a key element of an enterprise architecture lifecycle. It captures the information that will take an agency from its current (as-is) environment to a target (to-be) state. FHA's role in architecting products from the National Health IT Agenda also provides a visible feed to DoD and VA transition planning and strategies.

FHA will achieve this by providing summary data of business transformation activities for federal agencies that exchange health care information as active duty military personnel; transfer to the VA health system. Data gathered and analyzed will provide a better perspective and understanding of transformation efforts at a global level. Benefits from having this global perspective include:

- Tangible progress reported;
- Viable solutions detailed;
- Incremental milestones tracked;
- Reusable strategies exposed; and
- View of collaborative cross agency activities.

Measuring Progress: FHA has made available to both DoD and VA an Investment Planning Guide and Reporting Guide to advise federal agencies of the impact that health IT has on their mission and operations.

Education: Accompanying all FHA initiatives are educational sessions as well as course instruction to regarding standards and their implementation. Some 90 DoD personnel have participated in this effort.

Supporting Participating in Health Information Exchanges: Through its NHIN-Connect initiative, FHA has assisted VA and other agencies in participating in the development of the Nationwide Health Information Network.

Financial Management LoB (Managing Partner GSA) -

Agencies participating in the FM LoB benefit from the government-wide enterprise architecture standards developed by the FM LoB. These improve the management of financial information within their agencies.

The Common Government-wide Accounting Code standard allows Chief Financial Officers (CFOs) to aggregate and report data across bureaus and departments.

The Performance Metrics for application hosting allows CFOs and other managers to compare operational efficiency and effectiveness among their own bureaus; and between Shared Service Providers (SSPs).

The Business Process Standards for Payments and Funds Control developed collaboratively by all agencies within the FM LoB allow CFOs to unify business processes across their department or agency.

Standard business processes also bring efficiencies to SSPs by ensuring that all customer agencies use the same processes for transactions. The FM LoB will extend this work, developing standard business processes for reimbursables and for receivables.

The FM LoB developed a Migration Planning Guidance, telling agencies how to evaluate and select SSPs, and how to migrate their operations to that Provider.

The FM LoB is developing a Charge Card Interface to save agencies the cost of developing these themselves. The FM LoB is also developing standard interfaces with common systems (e.g. Lines of Business and E-Gov initiatives). By defining government-wide common interfaces, agencies avoid the expense of defining these interfaces themselves. Uniformity in these interfaces also reduces audit time and expense, and insures uniform business process standards.

The FM LoB alignment of Common Government-wide Accounting Code structure and Business Process Standard implementation with Treasury central systems will allow all agencies to improve business process and enables reliable data interchange across departments and agencies interfacing to the Treasury central systems.

Geospatial LoB (Managing Partner DoI) -

VA is responsible for the outcomes that its programs produce in military-to-civilian transitions, health and rehabilitation, and economic opportunities, across various cohorts of veterans. Geospatial capacity and capability in the VA ensures that program managers have the business intelligence to identify where their decisions have affects, why there are variations in those effects, and how programs can better respond to all veterans effectively. The Geospatial LoB offers an opportunity for VA to partner with other government agencies that affect veterans' changing needs. Geospatial LoB partners will benefit by more efficiently delivering services for mission needs and to citizens through easy to find, high quality, and timely geospatial data and services.

Grants Management LoB (Managing Partners HHS and NSF) -

VA manages over 875 grant awards worth approximately \$2,149,000,000. VA anticipates the key benefit will be having a centralized location to download all applications, make awards, and track awards to closeout. Automated business processes available through consortium service providers will decrease agency reliance on manual and paper-based processing. Consortium lead agencies will spread operations and maintenance (O&M) costs, and development, modernization, and enhancement (DME) costs across agencies, decreasing the burden that any one agency must bear.

It is anticipated that GM LoB will lead to a reduction in the number of systems of record for grants data across VA and the government and the development of common reporting standards, improving VA's ability to provide agency- and government-wide reports on grant activities and results. Migrating to a consortium lead agency will help VA comply with the Federal Financial Assistance Management Improvement Act of 1999 and the Federal Funding Accountability and Transparency Act of 2006.

Service to constituents will be improved through the standardization and streamlining of government-wide grants business processes. The public will receive time savings as a result of quicker notification and faster payments due to an automated system for grants processing. Furthermore, GM LoB will minimize complex and varying agency-specific requirements and increase grantee ease of use on Federal grants management systems. Constituents will benefit as they will have fewer unique agency systems and processes to learn; grantees' ability to learn how to use the system will be improved and reliance on call center technical support will be reduced. Consortium lead agencies will also provide grantees with online access to standard post-award reports, decreasing the number of unique agency-specific reporting requirements.

Human Resources Management LoB (Managing Partner OPM) -

VA benefits through its use of best-in-class HR services and systems provided by one of the approved service providers. Through its adoption of an approved service provider, the agency can achieve the benefits of "best-in-class" HR solutions without the costs of developing and maintaining their own HR systems. Employees across the agency benefit from improved HR services. VA's involvement in the HR LoB allows them to help shape the government-wide solution as well as best practices and lessons learned as developed by task force and other agencies.

The HR LoB has worked with participating agencies to develop and validate Target Requirements for Shared Service Centers and Enterprise Architecture (EA) models for business process (Business Reference Model), business services (Service Component Model), performance measurement (Performance Model), data (Data Model), and technology (Technical Model) relating to the Federal human resources function. These artifacts present a common view of and vocabulary for the Federal HR function that provide a tangible basis for standardization and common solutions -- the dimensions that underlie the Human Resources Line of Business. Federal agencies are able to use this information and guidance to formulate their specific agency requirements for HR functions and manage the transition to a shared service center. Since each agency does not have to formulate its own HR enterprise architecture, this unified effort has allowed agencies to save significant time and resources. The EA artifacts also facilitate the mapping of individual agency architectures to OMB's Federal Transition Framework.

IT Infrastructure LoB (Managing Partner GSA) -

The initiative, along with the ongoing IT centralization within VA, benefits VA through improved IT performance, greater efficiencies in IT infrastructure investments, and consistency and standardization of infrastructure platforms. The ITI LoB will provide VA with best practice data and industry-wide performance metrics to validate and/or improve existing performance.

Given the size and variety of locations of VA, the agency stands to benefit from all three IT Infrastructure areas of concentration (End User Systems & Support, Mainframes and Servers Systems & Support, and Telecommunications Systems & Support). Furthermore, given the knowledge sharing that will occur, IT Security should improve due to the capturing of infrastructure best-practices. This will assist in protecting sensitive health data transmitted through VA systems.

VA's participation in this program will result in higher service levels at a more effective cost. Large government purchases will establish a baseline for VA related acquisitions that will prove valuable when negotiating prices for hardware and software. A 10-15 percent gain in productivity is expected, because of this program.

VA expects to realize significant benefit in improved mission delivery. The bulk of this activity will come as a result of an enhanced infrastructure that takes advantage of direct electronic interface with VA customers. Infrastructure certification and accreditation will be significantly enhanced above what it is today. At least a 20-25 percent improvement in mission delivery is expected by taking advantage of this program. Enhanced infrastructure performance will directly result in improved mission delivery to the public.

U.S. Army Corps of Engineers

The E-Government initiatives serve citizens, businesses, and Federal employees by delivering high quality services more efficiently at a lower price. Instead of expensive “stove-piped” operations, agencies work together to develop common solutions which achieve mission requirements at reduced cost, thereby making resources available for higher priority needs.

The U.S. Army Corps of Engineers (USACE) is providing funding in FY 2008 to the following E-Government Initiatives:	
Government to Citizen Portfolio	Lines of Business (LoB)
<ul style="list-style-type: none">Recreation One-Stop	<ul style="list-style-type: none">Budget Formulation and Execution LoBGeospatial LoB

Benefits realized through the use of these initiatives are as follows:

Government to Citizen Portfolio

Recreation One-Stop (Managing Partner DoI) -

U.S. Army Corps of Engineers (USACE) provides information related to recreational activities at USACE-managed lakes on the Recreation One-Stop portal. Citizens looking to utilize recreational services have a central place to search and do not need to contact USACE to obtain site descriptions, recreation activities, directions, and links to more-detailed information about at a specific location.

Lines of Business

Budget Formulation and Execution LoB (Managing Partner ED) -

BFE LoB provides significant benefits to partner agencies by encouraging best practices crossing all aspects of federal budgeting – from budget formulation and execution to performance to human capital and staffing needs.

To benefit all agencies, including USACE, BFE LoB, in conjunction with Department of the Treasury as the system owner, made available the first shared fee-for-service budget formulation system, the Budget Formulation and Execution Manager (BFEM). BFE LoB and Treasury are currently gathering requirements for a new Performance Measure Manager (PMM) module that will allow users to automate the definition, collection, and reporting of all types of performance measures. The PMM will be available in 2008. The BFEM system is an option for USACE and any USACE component that is in need of a budget formulation or performance measurement system.

To help agencies assess their budget systems requirements, BFE LoB created a decision matrix. USACE will benefit from using this matrix as a starting point in determining specific system needs. In 2008, BFE LoB will further benefit agencies by evaluating known budget systems against the decision matrix and making that information available so each agency can avoid the cost of performing that step individually.

In addition, BFE LoB created a secure government-only collaboration website, known as the “MAX Federal Community.” This provides a significant benefit for collaboration across and within agencies. It is used within the budget community, and has been expanded to serve other related communities, such as Grants, Financial Management, Performance, and Planning. USACE currently has 30 users that are registered and eligible to take advantage of the MAX Federal Community. The Community site is

commonly used for sharing information, collaboratively drafting documents, supporting workgroups, and much more.

Geospatial LoB (Managing Partner DoI) –

The U.S. Army Corps of Engineers is looking forward to the returns on investments from the Geospatial LoB with regard to the efficiency and synergy across the government. The LoB provides more immediate access to geospatial information that would lead to improved productivity, improved mission delivery, and increased service to citizens. Geospatially enabling traditional business data will improve business process efficiency, allow for geographically based work planning and investment processes, assist in infrastructure asset tracking, improve mission delivery, and promote use of business intelligence in the Department's decision support systems. The LoB is intended to establish methods for improved processes of doing business using geospatial information.

Environmental Protection Agency

The E-Government initiatives serve citizens, businesses, and Federal employees by delivering high quality services more efficiently at a lower price. Instead of expensive “stove-piped” operations, agencies work together to develop common solutions which achieve mission requirements at reduced cost, thereby making resources available for higher priority needs.

The Environmental Protection Agency (EPA) is providing funding in FY 2008 to the following E-Government Initiatives:	
<p>Government to Business Portfolio</p> <ul style="list-style-type: none"> ▪ Business Gateway ▪ E-Rulemaking 	<p>Government to Government Portfolio</p> <ul style="list-style-type: none"> ▪ Grants.gov
<p>Internal Efficiency and Effectiveness Portfolio</p> <ul style="list-style-type: none"> ▪ Integrated Acquisition Environment ▪ Integrated Acquisition Environment - Loans and Grants 	<p>Lines of Business (LoB)</p> <ul style="list-style-type: none"> ▪ Financial Management LoB ▪ Geospatial LoB ▪ Grants Management LoB ▪ Human Resources Management LoB ▪ IT Infrastructure LoB

Benefits realized through the use of these initiatives are as follows:

Government to Business Portfolio

Business Gateway (Managing Partner SBA) - (data for forms and compliance links are as of October 30, 2007)

By creating a single portal for business information, such as regulatory compliance information Business Gateway directly benefits EPA's regulated communities, many of whom are subject to complex regulatory requirements across multiple agencies.

- Business Gateway provides one-stop, equal access to cross-agency compliance information for the benefit of EPA's customers, and can increase compliance with applicable regulations.
- Increased forms management: By making 146 forms (to date) available on Forms.gov, EPA may save agency time in forms management, and may produce significant savings in paper and postage.
- Increased exposure: Business.gov now houses 9,102 compliance links (to date) providing cross-agency effectiveness to American businesses.

The Business Gateway initiative benefits the EPA by supporting the agency's emphasis on the Small Business Paperwork Relief Act of 2002 and compliance. EPA has many initiatives, activities, and services directed at business needs. Business Gateway augments EPA's business regulatory compliance support by providing the following benefits:

- Advocating consideration of business regulatory issues and regulatory relief on a government-wide scale.
- Providing access to Plain-English compliance guidance, fact sheets, checklists and other compliance assistance resources for businesses.
- Maintaining an extensive website with numerous links to other assistance sources-both inside and outside of EPA.

E-Rulemaking (Managing Partner EPA) -

EPA's mission is to protect human health and the environment, implemented according to the following five goals: Clean Air, Clean and Safe Water, Land Preservation and Restoration, Healthy Communities and Ecosystems, and Compliance and Environmental Stewardship. Specifically, EPA promulgates and takes enforcement actions on regulations focusing on various environmental protection standards (e.g., safe drinking water, pesticides, global climate change). The public's input and participation in EPA's regulatory responsibilities is critical.

As the Managing Partner of the E-Rulemaking Program, EPA implemented the Federal Docket Management System (FDMS) in November 2005 which has simplified the public's participation in the rulemaking process and made EPA's internal rulemaking business processes more transparent. FDMS provides EPA's 1,000 registered users with a secure, centralized electronic repository for managing the agency's rulemaking development via distributed management of data and role-based user access. EPA posts all regulatory and non-regulatory documents (e.g., *Federal Register* documents, supporting analyses, and public comments) in Regulations.gov for public viewing, downloading, and commenting. Between January and October 2007, EPA posted 1,119 *Federal Register* notices and 799 rules and proposed rules in Regulations.gov. EPA received more than 22,900 public comments on these actions via Regulations.gov.

EPA benefits in several ways through its participation and reliance on FDMS and Regulations.gov. EPA reaps substantial benefits by improving the transparency of its rulemaking actions as well as increasing public participation in the regulatory process. Direct budget cost savings and cost avoidance are expected to be the results of EPA's transition to FDMS and Regulations.gov, enabling the agency to discontinue efforts to develop, deploy and operate agency specific individual online docket and public comment systems. Over five years, it is estimated that EPA would avoid costs of over \$7 million over having the Agency independently create alternative options that would provide similar services. These figures were calculated in the summer of 2007 by an independent economist hired by the E-Rulemaking Program to develop a Cost-Benefit Model.

Government to Government Portfolio

Grants.gov (Managing Partner HHS) -

The Grants.gov initiative benefits EPA and its grant programs by providing a single location to publish grant opportunities and application packages, and by providing a single site for the grants community to apply for grants using common forms, processes and systems. EPA believes that the central site raises the visibility of our grants opportunities to a wider diversity of applicants. Grants.gov has also allowed EPA to discontinue support for its own electronic system to allow applicants to apply for grants, saving operational costs, training and account management costs.

The grants community benefits from savings in postal costs, paper and envelopes. Applicants save time in searching for Agency grant opportunities and in learning the application systems of various agencies. At the request of the state environmental agencies, EPA has begun to offer Grants.gov application packages for mandatory grants (i.e. Continuing Environmental Program Grants). States requested that we extend usage to mandatory programs to streamline their application process.

During FY 2007 EPA posted 173 grant opportunities on Grants.gov Find and linked 100 percent of those competitive opportunities to electronic application packages on Apply. EPA received 2,942 applications through Grants.gov in 2007, a 28 percent increase over the number of applications received in 2006.

Internal Efficiency and Effectiveness Portfolio

Integrated Acquisition Environment (Managing Partner GSA) -

Through adoption of the tools and services provided by IAE, EPA improves its ability to make informed and efficient purchasing decisions and allows it to replace manual processes. If EPA were not allowed to use the IAE systems, they would need to build and maintain separate systems to record vendor and contract information, and to post procurement opportunities. Agency purchasing officials would not have access to databases of important information from other agencies on vendor performance and could not use systems to replace paper-based and labor-intensive efforts. For FY 2007, EPA received estimated benefits of \$1,276,444 based on the processes, personnel, roles, steps, and actions involved. In addition, the agency realized an estimated cost avoidance of \$17,056 and estimated operational cost savings of \$93,047.

- **Central Contractor Registration (CCR):** Provides EPA single source of trading partner data. CCR Tools enable EPA access to current socio-economic and financial information as needed for their contractors without maintenance.
 - The automated collection and management of CCR-type vendor data for its intended purposes is estimated to avoid the equivalent of 0.9 man-hours per award transaction based on the processes, personnel, roles, steps, and actions involved. This resulted in a savings of approximately 10,026 hours for the agency in FY 2007.
 - Trading Partners: Enables trading partners to provide required information into a central data base for use across the Federal enterprise instead of submitting to each Government office.
- **Excluded Party Listing Service (EPLS):** Access via standard internet browser enables EPA to search for excluded parties prior to contract award.
 - The automated collection and management of EPLS-type data for its intended purposes is estimated to avoid the equivalent of 0.2 man-hours per subject award transaction based on the processes, personnel, roles, steps, and actions involved. This resulted in a savings of approximately 2,228 hours for the agency in FY 2007.
 - Public/Federal Security: Enables the elimination of excluded parties from receiving contract awards, protecting the taxpayers' investment and Federal contract spending. Users include banks and mortgage companies.
- **Electronic Subcontract Reporting System (eSRS):** For the EPA, the eSRS automates the collection and management of Individual Subcontract Reports (ISR, formerly SF-294) and Summary Subcontract Reports (SSR, formerly SF-295) data.
 - The automated collection and management of eSRS-type data for its intended purposes is estimated to avoid the equivalent of 0.3 government man-hours per subject award transaction that requires subcontracting plans based on the processes, personnel, roles, steps, and actions involved.
 - Small Business/Prime Contractors: Provides an automated filing and reporting capability for contractors using sub-contractors ensuring proper sub-contractor usage.
- **Federal Business Opportunity (FBO):** FBO is a source for contracting opportunities. Enables the EPA to automate management of the competitive notice processes.
 - Cost avoidance is realized by eliminating time delays, labor, supplies/resource usage, equipment wear, and expenditures related to: printing, photocopying, ink and paper usage, postage, maintenance of interested vendor lists; mailing, correction of mailing addresses, settling disagreements over misaddressed mailings, investigation of returned non-deliveries of notices, etc. The automated management of the competitive notice processes is estimated to avoid the equivalent of 5.5 government man-hours per subject transaction based on the processes, personnel, roles, steps, and actions involved. This resulted in a savings of approximately 7,178 hours for the agency in FY 2007.
 - Small Business/Contractors: Enables contractors and small businesses to access Federal solicitations using standard internet browser capabilities and provides an e-mail

notification process for new postings. This further eliminates the need to check websites from every contracting office for bidding opportunities.

- **Federal Technical Documents System (FedTeDS):** FedTeDS provides EPA with a secure service for storage and distribution of secure but unclassified documents for solicitations.
 - Cost avoidance is realized by eliminating time delays, labor, supplies/resource usage, equipment wear, and expenditures related to: printing, photocopying, ink and paper usage, postage, maintenance of interested vendor lists; mailing, correction of mailing addresses, settling disagreements over misaddressed mailings, investigation of returned non-deliveries of notices, etc. The automated management of the processes is estimated to avoid labor equivalent to 2.5 government man-hours per subject transaction based on the processes, personnel, roles, steps, and actions involved.
 - Public/Federal Security: Provides a secure facility to protect secure but unclassified technical documentation related to solicitations.
- **Federal Procurement Data System – Next Generation (FPDS-NG):** Provides EPA with an automated capability to directly report awards real time from the EPA contract writing systems and extract reports of award data on demand.
 - Discontinue the EPA feeder system; facilitate real time reporting integrated with agency contract writing systems. This resulted in a savings of approximately 2,241 hours for the agency in FY 2007.
 - Congress/Public: Automates the dissemination of contract award data and incorporates public access.
- **Online Representation and Certification (ORCA):** On-line Representation & Certification replaces solicitation Section K. Automates the previous Section K paper response to solicitations to EPA.
 - ORCA efficiencies compared to the equivalent manual management of the necessary representations and certifications for subject transactions are estimated to avoid the equivalent of 1.2 government man-hours each based upon the processes, personnel, roles, steps, and actions involved. This resulted in a savings of approximately 1,566 hours for the agency in FY 2007.
 - Contractors: Reduces time, cost and inaccuracies for contractors responding to Federal solicitations. ORCA provides for a single annual submission to replace the previous repetitive input in every solicitation.
- **Wage Determination Online (WDOL):** Service Contract Act & Davis Bacon Act labor rates. Makes available the most current labor rates to EPA for services and construction programs.
 - Cost avoidance is realized by eliminating time delays, labor, supplies/resource usage, equipment wear, and expenditures related to: printing, photocopying, ink & paper usage, and postage for corresponding with contractors. The automated management of the processes is estimated to avoid labor equivalent to 1.5 government man-hours per wage determination request based upon the processes, personnel, roles, steps, and actions involved. This resulted in a savings of approximately 2,270 hours for the agency in FY 2007.
 - Public: Ensures that appropriate labor rates are included in a contract for the labor categories specified in the Service Contract Act and Davis-Bacon Act.

Integrated Acquisition Environment - Loans and Grants (Managing Partner GSA) -

All agencies participating in the awarding of Loans & Grants benefit through access to a centralized solution to provide consistent, government-wide identifiers for award recipients. Cross-government cooperation to determine unique identifiers for Loans & Grants transactions furthers the agencies ability to maintain data integrity while additionally enhancing the transparency of federal program performance information, funding, and Loans & Grants solicitations.

Lines of Business

Financial Management LoB (Managing Partner GSA) -

Agencies participating in the FM LoB benefit from the government-wide enterprise architecture standards developed by the FM LoB. These improve the management of financial information within their agencies.

The Common Government-wide Accounting Code standard allows Chief Financial Officers (CFOs) to aggregate and report data across bureaus and departments.

The Performance Metrics for application hosting allows CFOs and other managers to compare operational efficiency and effectiveness among their own bureaus; and between Shared Service Providers.

The Business Process Standards for Payments and Funds Control developed collaboratively by all agencies within the FM LoB allow CFOs to unify business processes across their department or agency. Standard business processes also bring efficiencies to Shared Service Providers by ensuring that all customer agencies use the same processes for transactions. The FM LoB will extend this work, developing standard business processes for reimbursables and for receivables.

The FM LoB developed a Migration Planning Guidance, telling agencies how to evaluate and select Shared Service Providers, and how to migrate their operations to that Provider.

The FM LoB is developing a Charge Card Interface to save agencies the cost of developing these themselves. The FM LoB is also developing standard interfaces with common systems (e.g. Lines of Business and E-Gov initiatives). By defining government-wide common interfaces, agencies avoid the expense of defining these interfaces themselves. Uniformity in these interfaces also reduces audit time and expense, and insures uniform business process standards.

The FM LoB alignment of Common Government-wide Accounting Code structure and Business Process Standard implementation with Treasury central systems will allow all agencies to improve business process and enables reliable data interchange across departments and agencies interfacing to the Treasury central systems.

Geospatial LoB (Managing Partner DoI) -

Many of EPA's core business processes are associated with actions directed at physical locations (industrial facilities, watersheds, superfund sites, etc.), and geospatial capabilities are essential to supporting these actions. The Geospatial Line of Business can improve EPA's business processes by providing better and more cost effective access to geospatial data, services, and applications.

EPA strongly supports the completion of the 34 geospatial framework data sets listed in A-16 by the assigned data stewards. While EPA is not one of the A-16 data stewards, these framework data sets are needed to enhance EPA's ability to make environmental decisions, and every EPA Region and most EPA National Program Offices currently use some of these 34 data sets. These key data sets are key to many EPA programmatic analyses.

EPA will also benefit through the Geospatial LoB goal of developing Federal approaches for delivery, maintenance, and access services for these 34 data layers. By establishing direct access to data and services, EPA can avoid potentially unnecessary costs in data storage and application development, and focus instead on improving the quality of data. In summary, EPA will directly benefit from the Geospatial LoB efforts to set priorities, expedite the completion of these 34 base layers, and provide new services.

Grants Management LoB (Managing Partners HHS and NSF) -

EPA manages 6,288 grant awards equaling approximately \$4.1 billion. EPA anticipates the key benefit will be having a centralized location to download all applications, make awards, and track awards to closeout.

Automated business processes available through Consortia will decrease agency reliance on manual and paper-based processing. Consortium Lead agencies will spread operations and maintenance (O&M) costs, and development, modernization, and enhancement (DME) costs across agencies, decreasing the burden that any one agency must bear.

GM LoB will lead to a reduction in the number of systems of record for grants data across EPA and the government and the development of common reporting standards, improving EPA's ability to provide agency- and government-wide reports on grant activities and results. Migrating to a Consortium Lead agency will help EPA comply with the Federal Financial Assistance Management Improvement Act of 1999 and the Federal Funding Accountability and Transparency Act of 2006.

Service to constituents will be improved through the standardization and streamlining of government-wide grants business processes. The public will receive time savings as a result of quicker notification and faster payments due to an automated system for grants processing. Furthermore, GM LoB will minimize complex and varying agency-specific requirements and increase grantee ease of use on Federal grants management systems. Constituents will benefit as they will have fewer unique agency systems and processes to learn; grantees' ability to learn how to use the system will be improved and reliance on call center technical support will be reduced. Consortium Lead agencies will also provide grantees with online access to standard post-award reports, decreasing the number of unique agency-specific reporting requirements.

Human Resources Management LoB (Managing Partner OPM) -

EPA benefits through its use of best-in-class HR services and systems provided by one of the approved service providers. Through its adoption of an approved service provider, the agency can achieve the benefits of "best-in-class" HR solutions without the costs of developing and maintaining their own HR systems. Employees across the agency benefit from improved HR services. EPA's involvement in the HR LoB allows them to help shape the government-wide solution as well as best practices and lessons learned as developed by task force and other agencies.

The HR LoB has worked with participating agencies to develop and validate Target Requirements for Shared Service Centers and Enterprise Architecture (EA) models for business process (Business Reference Model), business services (Service Component Model), performance measurement (Performance Model), data (Data Model), and technology (Technical Model) relating to the Federal human resources function. These artifacts present a common view of and vocabulary for the Federal HR function that provide a tangible basis for standardization and common solutions -- the dimensions that underlie the Human Resources Line of Business. Federal agencies are able to use this information and guidance to formulate their specific agency requirements for HR functions and manage the transition to a shared service center. Since each agency does not have to formulate its own HR enterprise architecture, this unified effort has allowed agencies to save significant time and resources. The EA artifacts also facilitate the mapping of individual agency architectures to OMB's Federal Transition Framework.

IT Infrastructure LoB (Managing Partner GSA) -

The initiative benefits EPA through improved IT performance, greater efficiencies in IT infrastructure investments, and consistency and standardization of infrastructure platforms. The ITI LoB will provide EPA with best practice data and industry-wide performance metrics to validate and/or improve existing performance.

EPA stands to benefit from all three IT Infrastructure areas of concentration (End User Systems & Support, Mainframes and Servers Systems & Support, and Telecommunications Systems & Support). Most specifically, as it is a small agency in comparison to other Federal government agencies involved in the ITI LoB, EPA should benefit greatly from information and, potentially, pricing previously available to only larger agencies.

EPA's participation in this program will result in higher service levels at a more effective cost. Large government purchases will establish a baseline for EPA related acquisitions that will prove valuable when negotiating prices for hardware and software. A 10-15 percent gain in productivity is expected, because of this program.

EPA expects to realize significant benefit in improved mission delivery. The bulk of this activity will come as a result of an enhanced infrastructure that takes advantage of direct electronic interface with EPA customers. Infrastructure certification and accreditation will be significantly enhanced above what it is today. At least a 20-25 percent improvement in mission delivery is expected by taking advantage of this program. Enhanced infrastructure performance will directly result in improved mission delivery to the public.

General Services Administration

The E-Government initiatives serve citizens, businesses, and Federal employees by delivering high quality services more efficiently at a lower price. Instead of expensive “stove-piped” operations, agencies work together to develop common solutions which achieve mission requirements at reduced cost, thereby making resources available for higher priority needs.

The General Services Administration (GSA) is providing funding in FY 2008 to the following E-Government Initiatives:	
<p>Government to Citizen Portfolio</p> <ul style="list-style-type: none"> ▪ USA Services 	<p>Government to Business Portfolio</p> <ul style="list-style-type: none"> ▪ Business Gateway ▪ E-Rulemaking ▪ Federal Asset Sales
<p>Internal Efficiency and Effectiveness Portfolio</p> <ul style="list-style-type: none"> ▪ Integrated Acquisition Environment 	<p>Lines of Business (LoB)</p> <ul style="list-style-type: none"> ▪ Budget Formulation and Execution LoB ▪ Financial Management LoB ▪ Geospatial LoB ▪ Human Resources Management LoB ▪ IT Infrastructure LoB

Benefits realized through the use of these initiatives are as follows:

Government to Citizen Portfolio

USA Services (Managing Partner GSA) -

Office of Citizen Services & Communications “National Contact Center” (NCC)

- The initiative benefits citizens by providing a central reference to obtain Federal Government information from agencies in both English and Spanish via Internet, publications, telephone, and e-mail. This involves using USA.gov, GobiernoUSA.gov, the NCC’s 1-800-FED-INFO and the national Publications Center at Pueblo, CO. The task order for contact center services to other agencies is spread over FY 2004 through FY 2009 and includes a modification to assist contact center response.

USA Services Highlights...

- *The National Contact Center (NCC) handles over 8 million government-wide telephone inquiries a year*
- *The NCC handles over 100 thousand government-wide email inquiries a year*

The initiative provides the funding for the e-mail inquiry response support to GSA. E-mail inquiries are directed to the NCC via an auto-forwarding webform established and maintained by GSA. The most popular inquiries relate to: companies who wish to do business with the Federal Government/get on GSA Schedule, Travel Management Policy, and getting a job with GSA. GSA receives approximately 165 e-mails per month with these inquires.

Government to Business Portfolio

Business Gateway (Managing Partner SBA) - (data for forms and compliance links are as of October 30, 2007)

By creating a single portal for business information, such as regulatory compliance information, Business Gateway directly benefits GSA’s “customers” (e.g., office supply companies, government contractors, etc.), many of whom are subject to complex regulatory requirements across multiple agencies.

- GSA's constituents could potentially receive significant benefits from Business Gateway including time and cost savings, assistance in compliance with the Small Business Paperwork Relief Act, and reduction in burden hours. Through increased outreach, more constituents will be able to realize these benefits.
- GSA will receive:
 - Contact center savings: Due to the use of Business.gov and Forms.gov a decrease in misdirected calls is expected to result in cost savings for GSA.
 - Maintenance savings: Business.gov's search technology will provide GSA with valuable user statistics and feedback, enabling it to simplify content management on its business compliance site.
 - Increased forms management: By making 71 forms (to date) available on Forms.gov, GSA saves agency time in forms management, and is expected to produce significant savings in paper and postage.
 - Increased exposure: Business.gov now houses 214 GSA compliance links (to date) providing cross-agency effectiveness to American businesses.
 - Reduced burden on field offices: By directing compliance-related inquiries to Business.gov, agencies with field offices will save training and staff-time dollars.
 - Data harmonization: Every federal agency should have or participate in at least one "vertical" opportunity; in the case of GSA, for example, opportunities to harmonize forms and data collection processes exist with the intelligence community in the area of cyberspace security, and with DoT, DoE, and other agencies for other critical infrastructure protection. DoI and DoL together saved \$341,000 in the first three years of their vertical, and are expected to save \$570,000 over 5 years.

Furthermore, GSA has been a key partner to Business Gateway by assisting in the management of Forms.gov and the Forms Catalog. Business Gateway's online Forms are instrumental in reducing burden and helping businesses find and submit forms. The Forms Catalog also helps GSA coordinate and manage government forms internally across the government. The Catalog currently receives between 150,000 and 320,000 unique visits per month, contains information on 6,103 unique forms, and engages 53 agencies to actively populate the forms catalog.

E-Rulemaking (Managing Partner EPA) -

The rules and notices GSA publishes need to be clearly understood by all parties that are affected by them, including Federal workers and parties currently or those considering providing contracted services to the U.S. Government. Because the rules and notices affect U.S. interest across the globe, the single access point the Federal Docket Management System (FDMS) has is providing any interested party access to those announcements and their supporting materials at any time. In addition, personnel providing the highly specialized services Federal employees and their contracted counterparts provide to the U.S. Government can take advantage of the notification functionality FDMS has to simplify the process of being informed of the most current actions affecting them. GSA completed migration to FDMS in December 2005. Between January and October 2007, GSA and their implementation of Federal Acquisition Regulations posted 60 *Federal Register* notices and 65 rules and proposed rules in Regulations.gov and received 128 comments.

GSA benefits in several ways through its participation and reliance on FDMS and Regulations.gov. GSA reaps substantial benefits by improving the transparency of its rulemaking actions as well as increasing public participation in the regulatory process. In addition, E-Rulemaking worked with GSA post the semi-annual regulatory agenda, thereby increasing public access and saving agencies printing costs. Direct budget cost savings and cost avoidance result from GSA's transition to FDMS and Regulations.gov, enabling the Agency to discontinue efforts to develop, deploy and operate agency specific individual online docket and public comment systems. Over five years, it is estimated that GSA would avoid costs of nearly \$1.5 million over having the Agency independently create alternative options that would provide

similar services. These figures were calculated in the summer of 2007 by an independent economist hired by the E-Rulemaking Program to develop a Cost-Benefit Model.

Federal Asset Sales (Managing Partner GSA) –

Federal Asset Sales is focused on GSA's core mission of helping federal agencies better serve the public by providing optimal service solutions. Additionally FAS improves the way that GSA currently disposes of surplus property and specifically benefits the Federal Acquisition Service and Public Buildings Service in the following ways:

- **Public Buildings Service** – The Public Buildings Service (PBS) leverages expertise in asset disposal and management process and offers these services to other agencies that use GSA/PBS to dispose of their real property assets. As part of Federal Asset Sales, additional value added services for real property are being made available to all participating agencies.
- **Federal Acquisition Service** – As the only full-service Sales Center for surplus property, the Federal Acquisition Service already services a large number of agencies with its asset sales expertise and has extended its reach with agreements with agencies not previously using GSA such as the Department of Energy and NASA. With the addition of these agencies and sales activities, GSA has reached additional public buyers to generate increased asset sales.

Internal Efficiency and Effectiveness Portfolio

Integrated Acquisition Environment (Managing Partner GSA) -

Through adoption of the tools and services provided by IAE, GSA improves its ability to make informed and efficient purchasing decisions and allows it to replace manual processes. If GSA were not allowed to use the IAE systems, they would need to build and maintain separate systems to record vendor and contract information, and to post procurement opportunities. Agency purchasing officials would not have access to databases of important information from other agencies on vendor performance and could not use systems to replace paper-based and labor-intensive efforts. For FY 2007, GSA received estimated benefits of \$14,614,358 based on the processes, personnel, roles, steps, and actions involved. In addition, the agency realized an estimated cost avoidance of \$556,098 and estimated operational cost savings of \$3,033,707.

Also, GSA is the managing partner for IAE and the system steward for the Excluded Parties List System (EPLS), Federal Business Opportunities (FedBizOps), and the Federal Procurement Data System – Next Generation (FPDS-NG). These systems allow consolidated postings of Federal procurement opportunities and recordings of Federal procurement transactions. Through these common systems, GSA is better able to track and report on purchasing activities across federal agencies and ensure conformance with the Federal Acquisition Regulations (FAR).

- **Central Contractor Registration (CCR):** Provides GSA single source of trading partner data. CCR Tools enable GSA access to current socio-economic and financial information as needed for their contractors without maintenance. GSA, Public Building Services (PBS) alone was able to leverage CCR from 12 different vendor files to updating to a single source of information.
 - The automated collection and management of CCR-type vendor data for its intended purposes is estimated to avoid the equivalent of 0.9 man-hours per award transaction based on the processes, personnel, roles, steps, and actions involved. This resulted in a savings of approximately 74,480 hours for the agency in FY 2007.
 - Trading Partners: Enables trading partners to provide required information into a central data base for use across the Federal enterprise instead of submitting to each Government office.
- **Excluded Party Listing Service (EPLS):** Access via standard internet browser enables GSA to search for excluded parties prior to contract award. With the introduction of EPLS, GSA was able

to allow agencies to update a single data source of excluded parties electronically without needing to duplicate and transmit through a paper process and GSA eliminated the need to publish a quarterly paper catalog.

- The automated collection and management of EPLS-type data for its intended purposes is estimated to avoid the equivalent of 0.2 man-hours per subject award transaction based on the processes, personnel, roles, steps, and actions involved. This resulted in a savings of approximately 16,551 hours for the agency in FY 2007.
- Public/Federal Security: Enables the elimination of excluded parties from receiving contract awards, protecting the taxpayers' investment and Federal contract spending. Users include banks and mortgage companies.
- **Electronic Subcontract Reporting System (eSRS):** For the GSA, the eSRS automates the collection and management of Individual Subcontract Reports (ISR, formerly SF-294) and Summary Subcontract Reports (SSR, formerly SF-295) data. In addition, eSRS has allowed the GSA, Federal Acquisition Services (FAS) to discontinue development of a back office application.
 - The automated collection and management of eSRS-type data for its intended purposes is estimated to avoid the equivalent of 0.3 government man-hours per subject award transaction that requires subcontracting plans based on the processes, personnel, roles, steps, and actions involved. This resulted in a savings of approximately 350 hours for the agency in FY 2007.
 - Small Business/Prime Contractors: Provides an automated filing and reporting capability for contractors using sub-contractors ensuring proper sub-contractor usage.
- **Federal Business Opportunity (FBO):** FBO is a source for contracting opportunities. Enables the GSA to automate management of the competitive notice processes.
 - Cost avoidance is realized by eliminating time delays, labor, supplies/resource usage, equipment wear, and expenditures related to: printing, photocopying, ink and paper usage, postage, maintenance of interested vendor lists; mailing, correction of mailing addresses, settling disagreements over misaddressed mailings, investigation of returned non-deliveries of notices, etc. The automated management of the competitive notice processes is estimated to avoid the equivalent of 5.5 government man-hours per subject transaction based on the processes, personnel, roles, steps, and actions involved. This resulted in a savings of approximately 54,907 hours for the agency in FY 2007.
 - Small Business/Contractors: Enables contractors and small businesses to access Federal solicitations using standard internet browser capabilities and provides an e-mail notification process for new postings. This further eliminates the need to check websites from every contracting office for bidding opportunities.
- **Federal Technical Documents System (FedTeDS):** FedTeDS provides GSA with a secure service for storage and distribution of secure but unclassified documents for solicitations. In the case of GSA, PBS, FedTeDS has eliminated the need for expensive extranets and Drawing and Bid rooms for current and future building projects.
 - Cost avoidance is realized by eliminating time delays, labor, supplies/resource usage, equipment wear, and expenditures related to: printing, photocopying, ink and paper usage, postage, maintenance of interested vendor lists; mailing, correction of mailing addresses, settling disagreements over misaddressed mailings, investigation of returned non-deliveries of notices, etc. The automated management of the processes is estimated to avoid labor equivalent to 2.5 government man-hours per subject transaction based on the processes, personnel, roles, steps, and actions involved.
 - Public/Federal Security: Provides a secure facility to protect secure but unclassified technical documentation related to solicitations.
- **Federal Procurement Data System – Next Generation (FPDS-NG):** Provides GSA with an automated capability to directly report awards real time from the GSA contract writing systems and extract reports of award data on demand. FPDS-NG has provided GSA with the ability to report and track contract accomplishments in response to National Interest Actions covered by

the Stafford Act, a standard approach to meeting its regulatory responsibility under the Demonstration Test Program, and increased visibility on GSA Leasing program.

- Discontinue the GSA feeder system; facilitate real time reporting integrated with agency contract writing systems. This resulted in a savings of approximately 76,495 hours for the agency in FY 2007.
- Congress/Public: Automates the dissemination of contract award data and incorporates public access.
- **Online Representation and Certification (ORCA):** Online Representation and Certification replaces solicitation Section K. Automates the previous Section K paper response to solicitations to GSA.
 - ORCA efficiencies compared to the equivalent manual management of the necessary representations and certifications for subject transactions are estimated to avoid the equivalent of 1.2 government man-hours each based on the processes, personnel, roles, steps, and actions involved. This resulted in a savings of approximately 11,980 hours for the agency in FY 2007.
 - Contractors: Reduces time, cost, and inaccuracies for contractors responding to Federal solicitations. ORCA provides for a single annual submission to replace the previous repetitive input in every solicitation.
- **Wage Determination Online (WDOL):** Provides Service Contract Act and Davis Bacon Act labor rates. Makes available the most current labor rates to GSA for services and construction programs.
 - Cost avoidance is realized by eliminating time delays, labor, supplies/resource usage, equipment wear, and expenditures related to: printing, photocopying, ink and paper usage, and postage for corresponding with contractors. The automated management of the processes is estimated to avoid labor equivalent to 1.5 government man-hours per wage determination request based on the processes, personnel, roles, steps, and actions involved. This resulted in a savings of approximately 9,473 hours for the agency in FY 2007.
 - Public: Ensures that appropriate labor rates are included in a contract for the labor categories specified in the Service Contract Act and Davis-Bacon Act.

Lines of Business

Budget Formulation and Execution LoB (Managing Partner ED) -

BFE LoB provides significant benefits to partner agencies by encouraging best practices crossing all aspects of federal budgeting – from budget formulation and execution to performance to human capital and staffing needs.

To benefit all agencies, including GSA, BFE LoB, in conjunction with Department of the Treasury as the system owner, made available the first shared fee-for-service budget formulation system, the Budget Formulation and Execution Manager (BFEM). BFE LoB and Treasury are currently gathering requirements for a new Performance Measure Manager (PMM) module that will allow users to automate the definition, collection, and reporting of all types of performance measures. The PMM will be available in 2008. The BFEM system is an option for GSA and any GSA component that is in need of a budget formulation or performance measurement system.

To help agencies assess their budget systems requirements, BFE LoB created a decision matrix. GSA will benefit from using this matrix as a starting point in determining specific system needs. In 2008, BFE LoB will further benefit agencies by evaluating known budget systems against the decision matrix and making that information available so each agency can avoid the cost of performing that step individually.

In addition, BFE LoB created a secure government-only collaboration website, known as the "MAX Federal Community." This provides a significant benefit for collaboration across and within agencies. It is used within the budget community, and has been expanded to serve other related communities, such as Grants, Financial Management, Performance, and Planning. GSA currently has 114 users that are registered and eligible to take advantage of the MAX Federal Community. The Community site is commonly used for sharing information, collaboratively drafting documents, supporting workgroups, and much more.

Financial Management LoB (Managing Partner GSA) -

Agencies participating in the FM LoB benefit from the government-wide enterprise architecture standards developed by the FM LoB. These improve the management of financial information within their agencies.

The Common Government-wide Accounting Code standard allows Chief Financial Officers (CFOs) to aggregate and report data across bureaus and departments.

The Performance Metrics for application hosting allows CFOs and other managers to compare operational efficiency and effectiveness among their own bureaus; and between Shared Service Providers (SSPs).

The Business Process Standards for Payments and Funds Control developed collaboratively by all agencies within the FM LoB allow CFOs to unify business processes across their department or agency. Standard business processes also bring efficiencies to SSPs by ensuring that all customer agencies use the same processes for transactions. The FM LoB will extend this work, developing standard business processes for reimbursables and for receivables.

The FM LoB developed a Migration Planning Guidance, telling agencies how to evaluate and select SSPs, and how to migrate their operations to that Provider.

The FM LoB is developing a Charge Card Interface to save agencies the cost of developing these themselves. The FM LoB is also developing standard interfaces with common systems (e.g. Lines of Business and E-Gov initiatives). By defining government-wide common interfaces, agencies avoid the expense of defining these interfaces themselves. Uniformity in these interfaces also reduces audit time and expense, and insures uniform business process standards.

The FM LoB alignment of Common Government-wide Accounting Code structure and Business Process Standard implementation with Treasury central systems will allow all agencies to improve business process and enables reliable data interchange across departments and agencies interfacing to the Treasury central systems.

Geospatial LoB (Managing Partner DoI) -

The GSA is expecting to benefit from the Geospatial LoB's coordinated approach to producing, maintaining, and using geospatial data within the Federal Government. This approach will allow GSA to review and potentially leverage existing geospatial data created by the Managing Partner Agency (DoI) and LoB partner agencies, rather than initiating potentially redundant business-driven geospatial analysis within the agency. GSA's participation and collaboration with the Geospatial LoB closely supports the agency's mission of helping "Federal agencies better serve the public by offering, at best value, superior workplaces, expert solutions, acquisition services, and management policies." While the LoB was just initiated in FY 2006, the collaborative approach of the managing partner is likely to facilitate additional benefits in the coming years as the LoB establishes itself within the Federal community.

Human Resources Management LoB (Managing Partner OPM) -

GSA benefits through its use of best-in-class HR services and systems provided by one of the approved service providers. Through its adoption of an approved service provider, the agency can achieve the benefits of "best-in-class" HR solutions without the costs of developing and maintaining their own HR

systems. Employees across the agency benefit from improved HR services. GSA's involvement in the HR LoB allows them to help shape the government-wide solution as well as best practices and lessons learned as developed by task force and other agencies.

The HR LoB has worked with participating agencies to develop and validate Target Requirements for Shared Service Centers and Enterprise Architecture (EA) models for business process (Business Reference Model), business services (Service Component Model), performance measurement (Performance Model), data (Data Model), and technology (Technical Model) relating to the Federal human resources function. These artifacts present a common view of and vocabulary for the Federal HR function that provide a tangible basis for standardization and common solutions -- the dimensions that underlie the Human Resources Line of Business. Federal agencies are able to use this information and guidance to formulate their specific agency requirements for HR functions and manage the transition to a shared service center. Since each agency does not have to formulate its own HR enterprise architecture, this unified effort has allowed agencies to save significant time and resources. The EA artifacts also facilitate the mapping of individual agency architectures to OMB's Federal Transition Framework.

IT Infrastructure LoB (Managing Partner GSA) -

The ITI LoB will assist GSA in meeting one of the core missions of the GSA Federal Acquisition Service – to provide government clients with efficient and effective services at the best commercial prices available. The initiative benefits GSA through improved IT performance, greater efficiencies in IT infrastructure investments, and consistency and standardization of infrastructure platforms. The ITI LoB will provide GSA with best practice data and industry-wide performance metrics to validate and/or improve existing performance.

GSA's participation in this program will result in higher service levels at a more effective cost. Large government purchases will establish a baseline for GSA related acquisitions that will prove valuable when negotiating prices for hardware and software. A 10-15 percent gain in productivity is expected, because of this program.

GSA expects to realize significant benefit in improved mission delivery. The bulk of this activity will come as a result of an enhanced infrastructure that takes advantage of direct electronic interface with GSA customers. Infrastructure certification and accreditation will be significantly enhanced above what it is today. At least a 20-25 percent improvement in mission delivery is expected by taking advantage of this program. Enhanced infrastructure performance will directly result in improved mission delivery to the public.

National Aeronautics and Space Administration

The E-Government initiatives serve citizens, businesses, and Federal employees by delivering high quality services more efficiently at a lower price. Instead of expensive “stove-piped” operations, agencies work together to develop common solutions which achieve mission requirements at reduced cost, thereby making resources available for higher priority needs.

The National Aeronautics and Space Administration (NASA) is providing funding in FY 2008 to the following E-Government Initiatives:	
<p>Government to Business Portfolio</p> <ul style="list-style-type: none"> ▪ Business Gateway ▪ E-Rulemaking 	<p>Government to Government Portfolio</p> <ul style="list-style-type: none"> ▪ Grants.gov
<p>Internal Efficiency and Effectiveness Portfolio</p> <ul style="list-style-type: none"> ▪ Integrated Acquisition Environment ▪ Integrated Acquisition Environment - Loans and Grants 	<p>Lines of Business (LoB)</p> <ul style="list-style-type: none"> ▪ Budget Formulation and Execution LoB ▪ Financial Management LoB ▪ Geospatial LoB ▪ Grants Management LoB ▪ Human Resources Management LoB ▪ IT Infrastructure LoB

Benefits realized through the use of these initiatives are as follows:

Government to Business Portfolio

Business Gateway (Managing Partner SBA) - (data for forms and compliance links are as of October 30, 2007)

Business Gateway provides a valuable channel for NASA to identify businesses with the interest and expertise to engage in technological development and partnerships. NASA provides a host of programs focused on business from research contracts to Mentor/Protégé programs. Business Gateway provides a powerful outreach channel to match businesses with the various initiatives that are part of NASA's outreach to the business community.

By creating a single portal for business information, such as regulatory compliance information, Business Gateway directly benefits NASA's “customers” (e.g., aerospace industry, research labs, etc.), many of whom are subject to complex regulatory requirements across multiple agencies.

- NASA's constituents could potentially receive significant benefits from Business Gateway including time and cost savings, assistance in compliance with the Small Business Paperwork Relief Act, and reduction in burden hours. Through increased outreach, more constituents will be able to realize these benefits. Furthermore, Business Gateway should provide increased citizen and business engagement as a result of quick access to NASA's regulatory information.
- NASA will receive:
 - Maintenance savings: Business.gov's search technology will provide NASA with valuable user statistics and feedback, enabling it to simplify content management on its business compliance site.
 - Increased forms management: By making 6 forms (to date) available on Forms.gov, NASA saves agency time in forms management, and is expected to produce significant savings in paper and postage.
 - Reduced burden on field offices: By directing compliance-related inquiries to Business.gov, agencies with field offices will save training and staff-time dollars.

- Data harmonization: Every federal agency should have or participate in at least one “vertical” opportunity; in the case of NASA, opportunities exist to refine the processes with DoS and DoD regarding the protection of cutting-edge technologies. DoI and DoL together saved \$341,000 in the first three years of their vertical, and are expected to save \$570,000 over 5 years.
- Increased transparency: Business Gateway enables NASA to meet its public service commitment to transparency in government by providing its customers with ready, equal access to information about its compliance requirements.

E-Rulemaking (Managing Partner EPA) -

NASA exercises management over the nation’s space flight centers, research centers, and other installations. For calendar year 2007 through October NASA posted 22 *Federal Register* rules and proposed rules in Regulations.gov and posted 6 comments. These actions require broad circulation to be effective, and through the use of FDMS, NASA is able to provide public access and receive public comment.

NASA benefits in several ways through its participation and reliance on FDMS and Regulations.gov. NASA reaps substantial benefits by improving the transparency of its rulemaking actions as well as increasing public participation in the regulatory process. Direct budget cost savings and cost avoidance result from NASA’s transition to FDMS and Regulations.gov, enabling the agency to discontinue efforts to develop, deploy and operate specific individual online docket and public comment systems. Over five years, it is estimated that NASA would avoid costs of over \$700,000 over having the Agency independently create alternative options that would provide similar services. These figures were calculated in the summer of 2007 by an independent economist hired by the E-Rulemaking Program to develop a Cost-Benefit Model.

Government to Government Portfolio

Grants.gov (Managing Partner HHS) -

The Grants.gov Initiative benefits NASA and its grant programs by providing broader exposure to a wider community who could potentially apply for NASA funding. In addition, Grants.gov provides a single site for the grantee community to apply for grants using a standard set of forms, processes and systems giving greater access and ability to apply for Federal funding. In FY 2007, NASA posted 86 funding opportunities and 81 application packages, and received 274 proposals. NASA is a Federal grant making agency which processes and issues grants.

Internal Efficiency and Effectiveness Portfolio

Integrated Acquisition Environment (Managing Partner GSA) -

Through adoption of the tools and services provided by IAE, NASA improves its ability to make informed and efficient purchasing decisions and allows it to replace manual processes. If NASA were not allowed to use the IAE systems, they would need to build and maintain separate systems to record vendor and contract information, and to post procurement opportunities. Agency purchasing officials would not have access to databases of important information from other agencies on vendor performance and could not use systems to replace paper-based and labor-intensive efforts. For FY 2007, NASA received estimated benefits of \$2,227,173 based on the processes, personnel, roles, steps, and actions involved. In addition, the agency realized an estimated cost avoidance of \$205,484 estimated operational cost savings of \$1,120,985.

- **Central Contractor Registration (CCR):** Provides NASA a single source of trading partner data. CCR Tools enable NASA access to current socio-economic and financial information as needed for their contractors and grantees without maintenance.
 - The automated collection and management of CCR-type vendor data for its intended purposes is estimated to avoid the equivalent of 0.9 man-hours per award transaction based on the processes, personnel, roles, steps, and actions involved. This resulted in a savings of approximately 14,479 hours for the agency in FY 2007.
 - Trading Partners: Enables trading partners to provide required information into a central data base for use across the Federal enterprise instead of submitting to each Government office.
- **Excluded Party Listing Service (EPLS):** Access via standard internet browser enables NASA to search for excluded parties prior to contract award.
 - The automated collection and management of EPLS-type data for its intended purposes is estimated to avoid the equivalent of 0.2 man-hours per subject award transaction based on the processes, personnel, roles, steps, and actions involved. This resulted in a savings of approximately 3,218 hours for the agency in FY 2007.
 - Public/Federal Security: Enables the elimination of excluded parties from receiving contract awards, protecting the taxpayers' investment and Federal contract spending. Users include banks and mortgage companies.
- **Electronic Subcontract Reporting System (eSRS):** For the NASA, the eSRS automates the collection and management of Individual Subcontract Reports (ISR, formerly SF-294) and Summary Subcontract Reports (SSR, formerly SF-295) data. In addition, eSRS has allowed the GSA, Federal Acquisition Services (FAS) to discontinue development of a back office application.
 - The automated collection and management of eSRS-type data for its intended purposes is estimated to avoid the equivalent of 0.3 government man-hours per subject award transaction that requires subcontracting plans based on the processes, personnel, roles, steps, and actions involved. This resulted in a savings of approximately 193 hours for the agency in FY 2007.
 - Small Business/Prime Contractors: Provides an automated filing and reporting capability for contractors using sub-contractors ensuring proper sub-contractor usage.
- **Federal Business Opportunity (FBO):** FBO is a source for contracting opportunities. Enables the NASA to automate management of the competitive notice processes.
 - Cost avoidance is realized by eliminating time delays, labor, supplies/resource usage, equipment wear, and expenditures related to: printing, photocopying, ink and paper usage, postage, maintenance of interested vendor lists; mailing, correction of mailing addresses, settling disagreements over misaddressed mailings, investigation of returned non-deliveries of notices, etc. The automated management of the competitive notice processes is estimated to avoid the equivalent of 5.5 government man-hours per subject transaction based on the processes, personnel, roles, steps, and actions involved. This resulted in a savings of approximately 17,034 hours for the agency in FY 2007.
 - Small Business/Contractors: Enables contractors and small businesses to access Federal solicitations using standard internet browser capabilities and provides an e-mail notification process for new postings. This further eliminates the need to check websites from every contracting office for bidding opportunities.
- **Federal Technical Documents System (FedTeDS):** FedTeDS provides NASA with a secure service for storage and distribution of secure but unclassified documents for solicitations.
 - Cost avoidance is realized by eliminating time delays, labor, supplies/resource usage, equipment wear, and expenditures related to: printing, photocopying, ink and paper usage, postage, maintenance of interested vendor lists; mailing, correction of mailing addresses, settling disagreements over misaddressed mailings, investigation of returned non-deliveries of notices, etc. The automated management of the processes is estimated to avoid labor equivalent to 2.5 government man-hours per subject transaction based on the processes, personnel, roles, steps, and actions involved.

- Public/Federal Security: Provides a secure facility to protect secure but unclassified technical documentation related to solicitations.
- **Federal Procurement Data System – Next Generation (FPDS-NG):** Provides NASA with an automated capability to directly report awards real time from the NASA contract writing systems and extract reports of award data on demand. FPDS-NG has also provided NASA with an ability to report and track certain elements on Grant awards.
 - Discontinue the NASA feeder system; facilitate real time reporting integrated with agency contract writing systems. This resulted in a savings of approximately 2,792 hours for the agency in FY 2007.
 - Congress/Public: Automates the dissemination of contract award data and incorporates public access.
- **Online Representation and Certification (ORCA):** Online Representation and Certification replaces solicitation Section K. Automates the previous Section K paper response to solicitations to NASA.
 - ORCA efficiencies compared to the equivalent manual management of the necessary representations and certifications for subject transactions are estimated to avoid the equivalent of 1.2 government man-hours per contract based on the processes, personnel, roles, steps, and actions involved. This resulted in a savings of approximately 3,716 hours for the agency in FY 2007.
 - Contractors: Reduces time, cost, and inaccuracies for contractors responding to Federal solicitations. ORCA provides for a single annual submission to replace the previous repetitive input in every solicitation.
- **Wage Determination Online (WDOL):** Provides Service Contract Act and Davis Bacon Act labor rates. Makes available the most current labor rates to NASA.
 - Cost avoidance is realized by eliminating time delays, labor, supplies/resource usage, equipment wear, and expenditures related to: printing, photocopying, ink and paper usage, and postage for corresponding with contractors. The automated management of the processes is estimated to avoid labor equivalent to 1.5 government man-hours per wage determination request based on the processes, personnel, roles, steps, and actions involved. This resulted in a savings of approximately 3,126 hours for the agency in FY 2007.
 - Public: Ensures that appropriate labor rates are included in a contract for the labor categories specified in the Service Contract Act and Davis-Bacon Act.

Integrated Acquisition Environment - Loans and Grants (Managing Partner GSA) -

All agencies participating in the awarding of Loans & Grants benefit through access to a centralized solution to provide consistent, government-wide identifiers for award recipients. Cross-government cooperation to determine unique identifiers for Loans & Grants transactions furthers the agencies ability to maintain data integrity while additionally enhancing the transparency of federal program performance information, funding, and Loans & Grants solicitations.

Lines of Business

Budget Formulation and Execution LoB (Managing Partner ED) -

BFE LoB provides significant benefits to partner agencies by encouraging best practices crossing all aspects of federal budgeting – from budget formulation and execution to performance to human capital and staffing needs.

To benefit all agencies, including NASA, BFE LoB, in conjunction with Department of the Treasury as the system owner, made available the first shared fee-for-service budget formulation system, the Budget Formulation and Execution Manager (BFEM). BFE LoB and Treasury are currently gathering requirements

for a new Performance Measure Manager (PMM) module that will allow users to automate the definition, collection, and reporting of all types of performance measures. The PMM will be available in 2008. The BFEM system is an option for NASA and any NASA component that is in need of a budget formulation or performance measurement system.

To help agencies assess their budget systems requirements, BFE LoB created a decision matrix. NASA will benefit from using this matrix as a starting point in determining specific system needs. In 2008, BFE LoB will further benefit agencies by evaluating known budget systems against the decision matrix and making that information available so each agency can avoid the cost of performing that step individually.

In addition, BFE LoB created a secure government-only collaboration website, known as the "MAX Federal Community." This provides a significant benefit for collaboration across and within agencies. It is used within the budget community, and has been expanded to serve other related communities, such as Grants, Financial Management, Performance, and Planning. NASA currently has 100 users that are registered and eligible to take advantage of the MAX Federal Community. The Community site is commonly used for sharing information, collaboratively drafting documents, supporting workgroups, and much more.

Financial Management LoB (Managing Partner GSA) -

Agencies participating in the FM LoB benefit from the government-wide enterprise architecture standards developed by the FM LoB. These improve the management of financial information within their agencies.

The Common Government-wide Accounting Code standard allows Chief Financial Officers (CFOs) to aggregate and report data across bureaus and departments.

The Performance Metrics for application hosting allows CFOs and other managers to compare operational efficiency and effectiveness among their own bureaus; and between Shared Service Providers.

The Business Process Standards for Payments and Funds Control developed collaboratively by all agencies within the FM LoB allow CFOs to unify business processes across their department or agency. Standard business processes also bring efficiencies to Shared Service Providers by ensuring that all customer agencies use the same processes for transactions. The FM LoB will extend this work, developing standard business processes for reimbursables and for receivables.

The FM LoB developed a Migration Planning Guidance, telling agencies how to evaluate and select Shared Service Providers, and how to migrate their operations to that Provider.

The FM LoB is developing a Charge Card Interface to save agencies the cost of developing these themselves. The FM LoB is also developing standard interfaces with common systems (e.g. Lines of Business and E-Gov initiatives). By defining government-wide common interfaces, agencies avoid the expense of defining these interfaces themselves. Uniformity in these interfaces also reduces audit time and expense, and insures uniform business process standards.

The FM LoB alignment of Common Government-wide Accounting Code structure and Business Process Standard implementation with Treasury central systems will allow all agencies to improve business process and enables reliable data interchange across departments and agencies interfacing to the Treasury central systems.

Geospatial LoB (Managing Partner DoI) -

As a funding partner, NASA can look forward to returns on investments from the Geospatial LoB through increased efficiency and synergy across the government. Geospatial LoB aims to further refine the opportunities for optimizing and consolidating federal geospatial-related investments to reduce the cost of government and, at the same time, improve services to citizens. Cross-agency coordination of geospatial

activities can identify, consolidate, and reduce or eliminate redundant geospatial investments. Developing the Geospatial LoB will result in a more coordinated approach to producing, maintaining, and using geospatial data, and will ensure sustainable participation from Federal partners to establish a collaborative model for geospatial-related activities and investments.

Grants Management LoB (Managing Partners HHS and NSF) -

NASA manages 1,768 grant awards equaling approximately \$800 million. NASA anticipates the key benefit will be having a centralized location to download all applications, make awards, and track awards to closeout. Consortium Lead agencies will spread operations and maintenance (O&M) costs, and development, modernization, and enhancement (DME) costs across agencies, decreasing the burden that any one agency must bear.

GM LoB will lead to a reduction in the number of systems of record for grants data across Treasury and the government and the development of common reporting standards, improving NASA's ability to provide agency- and government-wide reports on grant activities and results.

Service to constituents will be improved through the standardization and streamlining of government-wide grants business processes. The public will receive time savings as a result of quicker notification and faster payments due to an automated system for grants processing. Furthermore, GM LoB will minimize complex and varying agency-specific requirements and increase grantee ease of use on Federal grants management systems. Constituents will benefit as they will have fewer unique agency systems and processes to learn; grantees' ability to learn how to use the system will be improved and reliance on call center technical support will be reduced. Consortium Lead agencies will also provide grantees with online access to standard post-award reports, decreasing the number of unique agency-specific reporting requirements.

Human Resources Management LoB (Managing Partner OPM) -

NASA benefits through its use of best-in-class HR services and systems provided by one of the approved service providers. Through its adoption of an approved service provider, the agency can achieve the benefits of "best-in-class" HR solutions without the costs of developing and maintaining their own HR systems. Employees across the agency benefit from improved HR services. NASA's involvement in the HR LoB allows them to help shape the government-wide solution as well as best practices and lessons learned as developed by task force and other agencies.

IT Infrastructure LoB (Managing Partner GSA) -

The initiative benefits NASA through improved IT performance, greater efficiencies in IT infrastructure investments, and consistency and standardization of infrastructure platforms. The ITI LoB will provide NASA with best practice data and industry-wide performance metrics to validate and/or improve existing performance.

Given the size and complexity of NASA, the agency stands to benefit from all three IT Infrastructure areas of concentration (End User Systems & Support, Mainframes and Servers Systems & Support, and Telecommunications Systems & Support). Furthermore, key needs of NASA from its infrastructure, data reliability and security, should be enhanced given the knowledge sharing that will occur.

NASA's participation in this program will result in higher service levels at a more effective cost. Large government purchases will establish a baseline for NASA related acquisitions that will prove valuable when negotiating prices for hardware and software. A 10-15 percent gain in productivity is expected, because of this program.

NASA expects to realize significant benefit in improved mission delivery. The bulk of this activity will come as a result of an enhanced infrastructure that takes advantage of direct electronic interface with NASA customers. Infrastructure certification and accreditation will be significantly enhanced above what

it is today. At least a 20-25 percent improvement in mission delivery is expected by taking advantage of this program. Enhanced infrastructure performance will directly result in improved mission delivery to the public.

National Archives and Records Administration

The E-Government initiatives serve citizens, businesses, and Federal employees by delivering high quality services more efficiently at a lower price. Instead of expensive “stove-piped” operations, agencies work together to develop common solutions which achieve mission requirements at reduced cost, thereby making resources available for higher priority needs.

The National Archives and Records Administration (NARA) is providing funding in FY 2008 to the following E-Government Initiatives:	
Internal Efficiency and Effectiveness Portfolio	Lines of Business (LoB)
<ul style="list-style-type: none">▪ Integrated Acquisition Environment - Loans and Grants	<ul style="list-style-type: none">▪ Geospatial LoB▪ Grants Management LoB

Benefits realized through the use of these initiatives are as follows:

Internal Efficiency and Effectiveness Portfolio

Integrated Acquisition Environment - Loans and Grants (Managing Partner GSA) -

All agencies participating in the awarding of Loans & Grants benefit through access to a centralized solution to provide consistent, government-wide identifiers for award recipients. Cross-government cooperation to determine unique identifiers for Loans & Grants transactions furthers the agencies ability to maintain data integrity while additionally enhancing the transparency of federal program performance information, funding, and Loans & Grants solicitations.

Lines of Business

Geospatial LoB (Managing Partner DoI) -

The building of records management functions into the Geospatial LoB's Common Solutions and Target Architecture will greatly benefit NARA because agencies will be better able to schedule, appraise, store, protect, classify, and transfer to NARA their geospatial data and information. The Geospatial LoB provides NARA the opportunity to work with the FGDC and the Geospatial LoB's Program Management Office to assist agencies in utilizing standardized language to ensure that they can assert the Government's rights in geospatial data. Future contracts also should address the Government's rights to reuse, share, and provide secondary access to geospatial data acquired from multiple sources.

Grants Management LoB (Managing Partner NSF & HHS) -

NARA manages 204 grant awards equaling approximately \$14 million. NARA anticipates the key benefit will be having a centralized location to download all applications, make awards, and track awards to closeout. Automated business processes available through Consortia will decrease agency reliance on manual and paper-based processing. Consortium Lead agencies will spread operations and maintenance (O&M) costs, and development, modernization, and enhancement (DME) costs across agencies, decreasing the burden that any one agency must bear. In FY 2007 NARA continued to use the National Endowment for the Humanities' grants management system, a cost-savings partnership begun in FY 2006. Benefits to NARA include cost savings and cost avoidance related to file storage costs totaling \$1,000 annually; staff and material costs totaling \$11,500 annually; electronic application transfer and exchanges totaling \$1200 annually; and organizational costs associated with diverse processes, forms, and system totaling \$2,000 annually.

GM LoB will lead to a reduction in the number of systems of record for grants data across NARA and the government and the development of common reporting standards, improving NARA's ability to provide agency- and government-wide reports on grant activities and results. Migrating to a Consortium Lead agency will help NARA comply with the Federal Financial Assistance Management Improvement Act of 1999 and the Federal Funding Accountability and Transparency Act of 2006.

Service to constituents will be improved through the standardization and streamlining of government-wide grants business processes. The public will receive time savings as a result of quicker notification and faster payments due to an automated system for grants processing. Furthermore, GM LoB will minimize complex and varying agency-specific requirements and increase grantee ease of use on Federal grants management systems. Constituents will benefit as they will have fewer unique agency systems and processes to learn; grantees' ability to learn how to use the system will be improved and reliance on call center technical support will be reduced. Consortium Lead agencies will also provide grantees with online access to standard post-award reports, decreasing the number of unique agency-specific reporting requirements.

National Science Foundation

The E-Government initiatives serve citizens, businesses, and Federal employees by delivering high quality services more efficiently at a lower price. Instead of expensive “stove-piped” operations, agencies work together to develop common solutions which achieve mission requirements at reduced cost, thereby making resources available for higher priority needs.

The National Science Foundation (NSF) is providing funding in FY 2008 to the following E-Government Initiatives:	
<p>Government to Business Portfolio</p> <ul style="list-style-type: none"> ▪ Business Gateway ▪ E-Rulemaking 	<p>Government to Government Portfolio</p> <ul style="list-style-type: none"> ▪ Grants.gov
<p>Internal Efficiency and Effectiveness Portfolio</p> <ul style="list-style-type: none"> ▪ Integrated Acquisition Environment ▪ Integrated Acquisition Environment - Loans and Grants 	<p>Lines of Business (LoB)</p> <ul style="list-style-type: none"> ▪ Financial Management LoB ▪ Human Resources Management LoB ▪ Grants Management LoB ▪ Geospatial LoB ▪ Budget Formulation and Execution LoB ▪ IT Infrastructure LoB

Benefits realized through the use of these initiatives are as follows:

Government to Business Portfolio

Business Gateway (Managing Partner SBA) - (data for forms and compliance links are as of October 30, 2007)

By creating a single portal for business information, such as regulatory compliance information, Business Gateway directly benefits NSF’s “customers” (e.g., research firms, universities, etc.), many of whom are subject to complex regulatory requirements across multiple agencies.

- NSF’s constituents could potentially receive significant benefits from Business Gateway including time and cost savings, assistance in compliance with the Small Business Paperwork Relief Act, and reduction in burden hours. Through increased outreach, more constituents will be able to realize these benefits.
- NSF will receive:
 - Maintenance savings: Business.gov’s search technology will provide NSF with valuable user statistics and feedback, enabling it to simplify content management on its business compliance site.
 - Increased forms management: By making 20 forms (to date) available on Forms.gov, NSF saves agency time in forms management, and is expected to produce significant savings in paper and postage.
 - Increased exposure: Business.gov now houses 72 NSF compliance links (to date) providing cross-agency effectiveness to American businesses.
 - Data harmonization: Every federal agency should have or participate in at least one “vertical” opportunity; ; in the case of NSF, for example, the opportunity exists to partner with NASA, the intelligence community, DoD and others to protect the security of emerging technologies. DoI and DoL together saved \$341,000 in the first three years of their vertical, and are expected to save \$570,000 over 5 years.

E-Rulemaking (Managing Partner EPA) -

NSF's mission includes support for all fields of fundamental science and engineering, except for medical sciences. NSF's task of identifying and funding work at the frontiers of science and engineering is not a "top-down" process. NSF operates from the "bottom up," keeping close track of research around the U.S. and the world, maintaining constant contact with the research community to identify ever-moving horizons of inquiry, monitoring which areas are most likely to result in spectacular progress and choosing the most promising people to conduct the research. NSF migrated to FDMS in September 2006. FDMS provides the research community a web-based, central location to track proposed regulations by NSF and to provide comment when applicable. Between January and October 2007, NSF posted 106 *Federal Register* Notices and 2 rules and proposed rules in Regulations.gov.

NSF benefits in several ways through its participation and reliance on FDMS and Regulations.gov. NSF reaps substantial benefits by improving the transparency of its rulemaking actions as well as increasing public participation in the regulatory process. Direct budget cost savings and cost avoidance result from NSF's transition to FDMS and Regulations.gov, enabling the Foundation to discontinue efforts to develop, deploy and operate specific individual online docket and public comment systems. Over five years, it is estimated that NSF would avoid costs of nearly \$500,000 over having the Agency independently create alternative options that would provide similar services. These figures were calculated in the summer of 2007 by an independent economist hired by the E-Rulemaking Program to develop a Cost-Benefit Model.

Government to Government Portfolio

Grants.gov (Managing Partner HHS) -

The Grants.gov initiative provides grant applicants with a single source to search and apply for funding opportunities from all Federal grant-making agencies using common forms, processes, and systems. With NSF's full implementation of Grants.gov, the research community can find and apply for NSF funding opportunities on Grants.gov. NSF's program offices that used Grants.gov include the Directorate for Biological Sciences; Directorate for Computer and Information Sciences & Engineering; Directorate for Education and Human Resources; Directorate for Engineering; Directorate for Geosciences; Directorate for Mathematical and Physical Sciences; Directorate for Social, Behavioral and Economic Sciences; Office of Polar Programs; Office of International Science and Engineering; and Office of Cyber infrastructure.

NSF has not identified or reported savings resulting from its use of Grants.gov; however, NSF recognizes the benefits Grants.gov provides to the research community through use of standardized terminology, application forms and electronic submission processes. NSF has leveraged Grants.gov in the development of five agency specific forms (of which only 2 are required) and has used them 100 percent of the time; NSF uses government-wide forms 100 percent of the time for its application packages. In FY 2007, NSF published 140 or 100 percent of its funding opportunities on Grants.gov and published associated application packages for 136 of those opportunities. The remaining 4 application packages were in areas not currently supported through Grants.gov. NSF received 1,606 electronic applications through Grants.gov, more than double the amount from FY 2006.

Internal Efficiency and Effectiveness Portfolio

Integrated Acquisition Environment (Managing Partner GSA) -

Through adoption of the tools and services provided by IAE, NSF improves its ability to make informed and efficient purchasing decisions and allows it to replace manual processes. If NSF were not allowed to use the IAE systems, they would need to build and maintain separate systems to record vendor and contract information, and to post procurement opportunities. Agency purchasing officials would not have access to databases of important information from other agencies on vendor performance and could not

use systems to replace paper-based and labor-intensive efforts. For FY 2007, NSF received estimated benefits of \$56,946 based on the processes, personnel, roles, steps, and actions involved. In addition, the agency realized an estimated cost avoidance of \$611 and estimated operational cost savings of \$3,331.

- **Central Contractor Registration (CCR):** Provides NSF a single source of trading partner data. CCR Tools enable NSF access to current socio-economic and financial information as needed for their contractors and grantees without maintenance.
 - The automated collection and management of CCR-type vendor data for its intended purposes is estimated to avoid the equivalent of 0.9 man-hours per award transaction based on the processes, personnel, roles, steps, and actions involved. This resulted in a savings of approximately 496 hours for the agency in FY 2007.
 - Trading Partners: Enables trading partners to provide required information into a central data base for use across the Federal enterprise instead of submitting to each Government office.
- **Excluded Party Listing Service (EPLS):** Access via standard internet browser enables NSF to search for excluded parties prior to contract award.
 - The automated collection and management of EPLS-type data for its intended purposes is estimated to avoid the equivalent of 0.2 man-hours per subject award transaction based on the processes, personnel, roles, steps, and actions involved. This resulted in a savings of approximately 110 hours for the agency in FY 2007.
 - Public/Federal Security: Enables the elimination of excluded parties from receiving contract awards, protecting the taxpayers' investment and Federal contract spending. Users include banks and mortgage companies.
- **Electronic Subcontract Reporting System (eSRS):** For the NSF, the eSRS automates the collection and management of Individual Subcontract Reports (ISR, formerly SF-294) and Summary Subcontract Reports (SSR, formerly SF-295) data.
 - The automated collection and management of eSRS-type data for its intended purposes is estimated to avoid the equivalent of 0.3 government man-hours per subject award transaction that requires subcontracting plans based on the processes, personnel, roles, steps, and actions involved.
 - Small Business/Prime Contractors: Provides an automated filing and reporting capability for contractors using sub-contractors ensuring proper sub-contractor usage.
- **Federal Business Opportunity (FBO):** FBO is a source for contracting opportunities. Enables the NSF to automate management of the competitive notice processes.
 - Cost avoidance is realized by eliminating time delays, labor, supplies/resource usage, equipment wear, and expenditures related to: printing, photocopying, ink and paper usage, postage, maintenance of interested vendor lists; mailing, correction of mailing addresses, settling disagreements over misaddressed mailings, investigation of returned non-deliveries of notices, etc. The automated management of the competitive notice processes is estimated to avoid the equivalent of 5.5 government man-hours per subject transaction based on the processes, personnel, roles, steps, and actions involved. This resulted in a savings of approximately 319 hours for the agency in FY 2007.
 - Small Business/Contractors: Enables contractors and small businesses to access Federal solicitations using standard internet browser capabilities and provides an e-mail notification process for new postings. This further eliminates the need to check websites from every contracting office for bidding opportunities.
- **Federal Technical Documents System (FedTeDS):** FedTeDS provides NSF with a secure service for storage and distribution of secure but unclassified documents for solicitations.
 - Cost avoidance is realized by eliminating time delays, labor, supplies/resource usage, equipment wear, and expenditures related to: printing, photocopying, ink and paper usage, postage, maintenance of interested vendor lists; mailing, correction of mailing addresses, settling disagreements over misaddressed mailings, investigation of returned

non-deliveries of notices, etc. The automated management of the processes is estimated to avoid labor equivalent to 2.5 government man-hours per subject transaction based on the processes, personnel, roles, steps, and actions involved.

- Public/Federal Security: Provides a secure facility to protect secure but unclassified technical documentation related to solicitations.
- **Federal Procurement Data System – Next Generation (FPDS-NG):** Provides NSF with an automated capability to directly report awards real time from the NSF contract writing systems and extract reports of award data on demand.
 - Discontinue the NSF feeder system; facilitate real time reporting integrated with agency contract writing systems. This resulted in a savings of approximately 125 hours for the agency in FY 2007.
 - Congress/Public: Automates the dissemination of contract award data and incorporates public access.
- **Online Representation and Certification (ORCA):** Online Representation and Certification replaces solicitation Section K. Automates the previous Section K paper response to solicitations to NSF.
 - ORCA efficiencies compared to the equivalent manual management of the necessary representations and certifications for subject transactions are estimated to avoid the equivalent of 1.2 government man-hours each based on the processes, personnel, roles, steps, and actions involved. This resulted in a savings of approximately 70 hours for the agency in FY 2007.
 - Contractors: Reduces time, cost, and inaccuracies for contractors responding to Federal solicitations. ORCA provides for a single annual submission to replace the previous repetitive input in every solicitation.
- **Wage Determination Online (WDOL):** Provides Service Contract Act and Davis Bacon Act labor rates. Makes available the most current labor rates to NSF.
 - Cost avoidance is realized by eliminating time delays, labor, supplies/resource usage, equipment wear, and expenditures related to: printing, photocopying, ink and paper usage, and postage for corresponding with contractors. The automated management of the processes is estimated to avoid labor equivalent to 1.5 government man-hours per wage determination request based on the processes, personnel, roles, steps, and actions involved.
 - Public: Ensures that appropriate labor rates are included in a contract for the labor categories specified in the Service Contract Act and Davis-Bacon Act.

Integrated Acquisition Environment - Loans and Grants (Managing Partner GSA) -

All agencies participating in the awarding of Loans & Grants benefit through access to a centralized solution to provide consistent, government-wide identifiers for award recipients. Cross-government cooperation to determine unique identifiers for Loans & Grants transactions furthers the agencies ability to maintain data integrity while additionally enhancing the transparency of federal program performance information, funding, and Loans & Grants solicitations.

Lines of Business

Budget Formulation and Execution LoB (Managing Partner ED) -

BFE LoB provides significant benefits to partner agencies by encouraging best practices crossing all aspects of federal budgeting – from budget formulation and execution to performance to human capital and staffing needs.

To benefit all agencies, including NSF, BFE LoB, in conjunction with Department of the Treasury as the system owner, made available the first shared fee-for-service budget formulation system, the Budget

Formulation and Execution Manager (BFEM). BFE LoB and Treasury are currently gathering requirements for a new Performance Measure Manager (PMM) module that will allow users to automate the definition, collection, and reporting of all types of performance measures. The PMM will be available in 2008. The BFEM system is an option for NSF and any NSF component that is in need of a budget formulation or performance measurement system.

To help agencies assess their budget systems requirements, BFE LoB created a decision matrix. NSF will benefit from using this matrix as a starting point in determining specific system needs. In 2008, BFE LoB will further benefit agencies by evaluating known budget systems against the decision matrix and making that information available so each agency can avoid the cost of performing that step individually.

In addition, BFE LoB created a secure government-only collaboration website, known as the "MAX Federal Community." This provides a significant benefit for collaboration across and within agencies. It is used within the budget community, and has been expanded to serve other related communities, such as Grants, Financial Management, Performance, and Planning. NSF currently has 40 users that are registered and eligible to take advantage of the MAX Federal Community. The Community site is commonly used for sharing information, collaboratively drafting documents, supporting workgroups, and much more.

Financial Management LoB (Managing Partner GSA) -

Agencies participating in the FM LoB benefit from the government-wide enterprise architecture standards developed by the FM LoB. These improve the management of financial information within their agencies.

The Common Government-wide Accounting Code standard allows Chief Financial Officers (CFOs) to aggregate and report data across bureaus and departments.

The Performance Metrics for application hosting allows CFOs and other managers to compare operational efficiency and effectiveness among their own bureaus; and between Shared Service Providers (SSPs).

The Business Process Standards for Payments and Funds Control developed collaboratively by all agencies within the FM LoB allow CFOs to unify business processes across their department or agency. Standard business processes also bring efficiencies to SSPs by ensuring that all customer agencies use the same processes for transactions. The FM LoB will extend this work, developing standard business processes for reimbursables and for receivables.

The FM LoB developed a Migration Planning Guidance, telling agencies how to evaluate and select SSPs, and how to migrate their operations to that Provider.

The FM LoB is developing a Charge Card Interface to save agencies the cost of developing these themselves. The FM LoB is also developing standard interfaces with common systems (e.g. Lines of Business and E-Gov initiatives). By defining government-wide common interfaces, agencies avoid the expense of defining these interfaces themselves. Uniformity in these interfaces also reduces audit time and expense, and insures uniform business process standards.

The FM LoB alignment of Common Government-wide Accounting Code structure and Business Process Standard implementation with Treasury central systems will allow all agencies to improve business process and enables reliable data interchange across departments and agencies interfacing to the Treasury central systems.

Geospatial LoB (Managing Partner DoI) -

NSF supports basic research at the frontiers of discovery across all fields of (non-medical) science through competitive proposals that are evaluated using merit-based peer review. To advance its mission, the NSF actively participates in activities that shape and enhance the scientific enterprise. Although the

NSF is not currently a provider of a geospatial data, it does consider proposals for support of fundamental research that utilizes or enhances the value of geospatial information. The NSF recognizes the importance of the LoB in establishing a more collaborative and performance-oriented culture within the federal geospatial arena that should optimize investments in data and technology and yield many long-term benefits to the nation.

Grants Management LoB (Managing Partners HHS and NSF) -

NSF manages over 36,850 active awards equaling over \$5 billion. NSF anticipates the key benefit of this initiative will be having a location to download all applications, make awards, and track awards to closeout. Automated business processes available through Consortia will decrease agency reliance on manual and paper-based processing. GM LoB will lead to a reduction in the number of systems of record for grants data across NSF and the government and the development of common reporting standards, improving NSF's ability to provide agency- and government-wide reports on grant activities and results.

As a GM LoB Consortium Lead, NSF is developing a single web portal, Research.gov, containing government-wide resources and tools for research institutions to conduct grants business with Federal research agencies. Research.gov aims to ease the grants administrative burden on applicants and awardees by providing a menu of services focused on the needs of research institutions. Initial planned capabilities include:

- Single access portal that utilizes E-Authentication;
- A grants policy library that consolidates Federal and agency-specific policies, guidelines, and procedures;
- Single site where principal investigators and sponsored project offices check the up-to-date status of grant applications submitted to participating agencies;
- Service to fully disclose research grant award and sub-award data in compliance with the Federal Funding Accountability and Transparency Act of 2006; and
- Online capabilities related to submission of grantee progress/project reports, financial functions for grantee reporting, and converting documents into the format required for government acceptance.

NSF's Consortium will help agencies comply with legislative requirements such as the Federal Financial Assistance Management Improvement Act of 1999 and the Federal Funding Accountability and Transparency Act of 2006.

Service to constituents will be improved through the standardization and streamlining of government-wide grants business processes. The public will receive time savings as a result of quicker notification and faster payments due to an automated system for grants processing. Furthermore, GM LoB will minimize complex and varying agency-specific requirements and increase grantee ease of use on Federal grants management systems. Constituents will benefit from having fewer unique agency systems and processes to learn; grantees' will benefit from ease in learning how to use the system and reduced need to rely on call center technical support.

Human Resources Management LoB (Managing Partner OPM) -

NSF benefits through its use of best-in-class HR services and systems provided by one of the approved service providers. Through its adoption of an approved service provider, the agency can achieve the benefits of "best-in-class" HR solutions without the costs of developing and maintaining their own HR systems. Employees across the agency benefit from improved HR services. NSF's involvement in the HR LoB allows them to help shape the government-wide solution as well as best practices and lessons learned as developed by task force and other agencies.

IT Infrastructure LoB (Managing Partner GSA) -

The initiative benefits NSF through improved IT performance, greater efficiencies in IT infrastructure investments, and consistency and standardization of infrastructure platforms. The ITI LoB will provide

NSF with best practice data and industry-wide performance metrics to validate and/or improve existing performance.

Given that NSF is primarily located in the Washington, DC area, NSF stands to benefit most from the information and solutions relating to End-User Systems and Support, and Mainframes and Servers.

NSF's participation in this program will result in higher service levels at a more effective cost. Large government purchases will establish a baseline for NSF related acquisitions that will prove valuable when negotiating prices for hardware and software. A 10-15 percent gain in productivity is expected, because of this program.

NSF expects to realize significant benefit in improved mission delivery. The bulk of this activity will come as a result of an enhanced infrastructure that takes advantage of direct electronic interface with NSF customers. Infrastructure certification and accreditation will be significantly enhanced above what it is today. At least a 20-25 percent improvement in mission delivery is expected by taking advantage of this program. Enhanced infrastructure performance will directly result in improved mission delivery to the public.

Nuclear Regulatory Commission

The E-Government initiatives serve citizens, businesses, and Federal employees by delivering high quality services more efficiently at a lower price. Instead of expensive “stove-piped” operations, agencies work together to develop common solutions which achieve mission requirements at reduced cost, thereby making resources available for higher priority needs.

The Nuclear Regulatory Commission (NRC) is providing funding in FY 2008 to the following E-Government Initiatives:	
Internal Efficiency and Effectiveness Portfolio	Lines of Business (LoB)
▪ Integrated Acquisition Environment	▪ Financial Management LoB

Benefits realized through the use of this initiative are as follows:

Internal Efficiency and Effectiveness Portfolio

Integrated Acquisition Environment (Managing Partner GSA) -

Through adoption of the tools and services provided by IAE, NRC improves its ability to make informed and efficient purchasing decisions and allows it to replace manual processes. If NRC were not allowed to use the IAE systems, they would need to build and maintain separate systems to record vendor and contract information, and to post procurement opportunities. Agency purchasing officials would not have access to databases of important information from other agencies on vendor performance and could not use systems to replace paper-based and labor-intensive efforts. For FY 2007, NRC received estimated benefits of \$123,616 based on the processes, personnel, roles, steps, and actions involved. In addition, the agency realized an estimated cost avoidance of \$721 and estimated operational cost savings of \$3,931.

- **Central Contractor Registration (CCR):** Provides NRC a single source of trading partner data. CCR Tools enable NRC access to current socio-economic and financial information as needed for their contractors and grantees without maintenance.
 - The automated collection and management of CCR-type vendor data for its intended purposes is estimated to avoid the equivalent of 0.9 man-hours per award transaction based on the processes, personnel, roles, steps, and actions involved. This resulted in a savings of approximately 802 hours for the agency in FY 2007.
 - Trading Partners: Enables trading partners to provide required information into a central data base for use across the Federal enterprise instead of submitting to each Government office.
- **Excluded Party Listing Service (EPLS):** Access via standard internet browser enables NRC to search for excluded parties prior to contract award.
 - The automated collection and management of EPLS-type data for its intended purposes is estimated to avoid the equivalent of 0.2 man-hours per subject award transaction based on the processes, personnel, roles, steps, and actions involved. This resulted in a savings of approximately 178 hours for the agency in FY 2007.
 - Public/Federal Security: Enables the elimination of excluded parties from receiving contract awards, protecting the taxpayers' investment and Federal contract spending. Users include banks and mortgage companies.
- **Electronic Subcontract Reporting System (eSRS):** For the NRC, the eSRS automates the collection and management of Individual Subcontract Reports (ISR, formerly SF-294) and Summary Subcontract Reports (SSR, formerly SF-295) data.

- The automated collection and management of eSRS-type data for its intended purposes is estimated to avoid the equivalent of 0.3 government man-hours per subject award transaction that requires subcontracting plans based on the processes, personnel, roles, steps, and actions involved.
 - Small Business/Prime Contractors: Provides an automated filing and reporting capability for contractors using sub-contractors ensuring proper sub-contractor usage.
- **Federal Business Opportunity (FBO):** FBO is a source for contracting opportunities. Enables the NRC to automate management of the competitive notice processes.
 - Cost avoidance is realized by eliminating time delays, labor, supplies/resource usage, equipment wear, and expenditures related to: printing, photocopying, ink and paper usage, postage, maintenance of interested vendor lists; mailing, correction of mailing addresses, settling disagreements over misaddressed mailings, investigation of returned non-deliveries of notices, etc. The automated management of the competitive notice processes is estimated to avoid the equivalent of 5.5 government man-hours per subject transaction based on the processes, personnel, roles, steps, and actions involved. This resulted in a savings of approximately 1051 hours for the agency in FY 2007.
 - Small Business/Contractors: Enables contractors and small businesses to access Federal solicitations using standard internet browser capabilities and provides an e-mail notification process for new postings. This further eliminates the need to check websites from every contracting office for bidding opportunities.
- **Federal Technical Documents System (FedTeDS):** FedTeDS provides NRC with a secure service for storage and distribution of secure but unclassified documents for solicitations.
 - Cost avoidance is realized by eliminating time delays, labor, supplies/resource usage, equipment wear, and expenditures related to: printing, photocopying, ink and paper usage, postage, maintenance of interested vendor lists; mailing, correction of mailing addresses, settling disagreements over misaddressed mailings, investigation of returned non-deliveries of notices, etc. The automated management of the processes is estimated to avoid labor equivalent to 2.5 government man-hours per subject transaction based on the processes, personnel, roles, steps, and actions involved.
 - Public/Federal Security: Provides a secure facility to protect secure but unclassified technical documentation related to solicitations.
- **Federal Procurement Data System – Next Generation (FPDS-NG):** Provides NRC with an automated capability to directly report awards real time from the NRC contract writing systems and extract reports of award data on demand.
 - Discontinue the NRC feeder system; facilitate real time reporting integrated with agency contract writing systems. This resulted in a savings of approximately 206 hours for the agency in FY 2007.
 - Congress/Public: Automates the dissemination of contract award data and incorporates public access.
- **Online Representation and Certification (ORCA):** Online Representation and Certification replaces solicitation Section K. Automates the previous Section K paper response to solicitations to NRC.
 - ORCA efficiencies compared to the equivalent manual management of the necessary representations and certifications for subject transactions are estimated to avoid the equivalent of 1.2 government man-hours per contract based on the processes, personnel, roles, steps, and actions involved. This resulted in a savings of approximately 229 hours for the agency in FY 2007.
 - Contractors: Reduces time, cost, and inaccuracies for contractors responding to Federal solicitations. ORCA provides for a single annual submission to replace the previous repetitive input in every solicitation.
- **Wage Determination Online (WDOL):** Provides Service Contract Act and Davis Bacon Act labor rates. Makes available the most current labor rates to NRC.

- Cost avoidance is realized by eliminating time delays, labor, supplies/resource usage, equipment wear, and expenditures related to: printing, photocopying, ink and paper usage, and postage for corresponding with contractors. The automated management of the processes is estimated to avoid labor equivalent to 1.5 government man-hours per wage determination request based on the processes, personnel, roles, steps, and actions involved.
- Public: Ensures that appropriate labor rates are included in a contract for the labor categories specified in the Service Contract Act and Davis-Bacon Act.

Lines of Business

Financial Management LoB (Managing Partner GSA) -

Agencies participating in the FM LoB benefit from the government-wide enterprise architecture standards developed by the FM LoB. These improve the management of financial information within their agencies.

The Common Government-wide Accounting Code standard allows Chief Financial Officers (CFOs) to aggregate and report data across bureaus and departments.

The Performance Metrics for application hosting allows CFOs and other managers to compare operational efficiency and effectiveness among their own bureaus; and between Shared Service Providers.

The Business Process Standards for Payments and Funds Control developed collaboratively by all agencies within the FM LoB allow CFOs to unify business processes across their department or agency. Standard business processes also bring efficiencies to Shared Service Providers by ensuring that all customer agencies use the same processes for transactions. The FM LoB will extend this work, developing standard business processes for reimbursables and for receivables.

The FM LoB developed a Migration Planning Guidance, telling agencies how to evaluate and select Shared Service Providers, and how to migrate their operations to that Provider.

The FM LoB is developing a Charge Card Interface to save agencies the cost of developing these themselves. The FM LoB is also developing standard interfaces with common systems (e.g. Lines of Business and E-Gov initiatives). By defining government-wide common interfaces, agencies avoid the expense of defining these interfaces themselves. Uniformity in these interfaces also reduces audit time and expense, and insures uniform business process standards.

The FM LoB alignment of Common Government-wide Accounting Code structure and Business Process Standard implementation with Treasury central systems will allow all agencies to improve business process and enables reliable data interchange across departments and agencies interfacing to the Treasury central systems.

Office of Personnel Management

The E-Government initiatives serve citizens, businesses, and Federal employees by delivering high quality services more efficiently at a lower price. Instead of expensive “stove-piped” operations, agencies work together to develop common solutions which achieve mission requirements at reduced cost, thereby making resources available for higher priority needs.

The Office of Personnel Management (OPM) is providing funding in FY 2008 to the following E-Government Initiatives:	
<p>Government to Citizen Portfolio</p> <ul style="list-style-type: none"> ▪ Recreation One-Stop 	<p>Government to Business Portfolio</p> <ul style="list-style-type: none"> ▪ Business Gateway ▪ E-Rulemaking
<p>Internal Efficiency and Effectiveness Portfolio</p> <ul style="list-style-type: none"> ▪ E-Payroll ▪ E-Training ▪ Enterprise HR Integration ▪ Integrated Acquisition Environment 	<p>Lines of Business (LoB)</p> <ul style="list-style-type: none"> ▪ Budget Formulation and Execution LoB ▪ Financial Management LoB ▪ Human Resources Management LoB ▪ IT Infrastructure LoB

Benefits realized through the use of these initiatives are as follows:

Government to Citizen Portfolio

Disaster Assistance Improvement Plan (Managing Partner DHS) -

The Disaster Assistance Improvement Program (DAIP) is a government-wide initiative to improve the delivery of assistance to disaster victims. Through modification of an existing E-Gov initiative, GovBenefits.gov, DAIP provides a one-stop portal for those affected by disasters by providing information on programs offering disaster assistance and screening of benefits for which they may be eligible. After determining their eligibility, users may apply for disaster assistance benefits using a single application through FEMA, leading to a more simplified, streamlined process. All benefit applications are adjudicated by the appropriate agency. DAIP will also allow returning users to check the status of the request for benefits available through the single application. DAIP includes member agencies that have programs that: provide benefits for persons in response to disasters; help facilitate the application and delivery process through validation; have other resources that may assist disaster victims; or are otherwise relevant to those who are impacted by disasters. During its first year of operation, the DAIP Program Office will quantify and report on the benefits and cost savings for each member agency.

As an agency with information that is relevant to individuals affected by a disaster, the Office of Personnel Management will integrate with DAIP to provide an alternate mechanism for providing information to disaster victims. This will support delivery of assistance to disaster victims and will reduce agency direct inquiries about individual assistance.

Government to Business Portfolio

Business Gateway (Managing Partner SBA) - (data for forms and compliance links are as of October 30, 2007)

By creating a single portal for business information, such as regulatory compliance information, Business Gateway directly benefits OPM by making its forms more available to the public.

- OPM will receive:
 - Contact center savings: Due to the use of Business.gov and Forms.gov a decrease in misdirected calls is expected to result in cost savings for OPM.
 - Maintenance savings: Business.gov's search technology will provide OPM with valuable user statistics and feedback, enabling it to simplify content management on its business compliance site.
 - Increased forms management: By making 70 forms (to date) available on Forms.gov, OPM saves agency time in forms management, and is expected to produce significant savings in paper and postage.
 - Reduced burden on field offices: By directing compliance-related inquiries to Business.gov, agencies with field offices will save training and staff-time dollars.
 - Data harmonization: Every federal agency should have or participate in at least one "vertical" opportunity. As an example of the potential results, DoI and DoL together saved \$341,000 in the first three years of their vertical, and are expected to save \$570,000 over 5 years.

E-Rulemaking (Managing Partner EPA) -

OPM's mission is to build and retain a high quality and diverse Federal workforce. OPM works to ensure Federal agencies adopt human resources management systems that improve their ability to build successful organizations and use effective merit-based human capital strategies to create a rewarding work environment that accomplishes this mission. Regulatory actions are a critical part of OPM's work in meeting its mission. OPM migrated to FDMS in December 2006. Between January and October 2007, OPM posted 55 *Federal Register* notices and 31 rules and proposed rules in Regulations.gov.

OPM benefits in several ways through its participation and reliance on FDMS and Regulations.gov. OPM reaps substantial benefits by improving the transparency of its rulemaking actions as well as increasing public participation in the regulatory process. Direct budget cost savings and cost avoidance result from OPM's transition to FDMS and Regulations.gov, enabling the agency to discontinue efforts to develop, deploy and operate specific individual online docket and public comment systems. Over five years, it is estimated that OPM would avoid costs of nearly \$500,000 over having the Agency independently create alternative options that would provide similar services. These figures were calculated in the summer of 2007 by an independent economist hired by the E-Rulemaking Program to develop a Cost-Benefit Model.

Internal Efficiency and Effectiveness Portfolio

E-Payroll (Managing Partner OPM) -

As the managing partner of the E-Payroll initiative, OPM is leading the effort to standardize payroll services and processes across the Federal Government. One of the principal goals of OPM is to assist federal agencies to adopt human resources management systems that improve their ability to build successful, high performance organizations. E-Payroll establishes payroll policies and procedures that are uniform and easy to understand and administer, fostering the achievement of this goal. Additionally, OPM is a customer of the GSA for its own agency payroll processing services. By obtaining payroll processing services through one of the approved E-Payroll service providers, OPM does not need to spend funds to build and maintain separate payroll processing systems. Operating a separate system would be more expensive for OPM because the Office would have to bear the costs of maintenance and future upgrades alone rather than sharing these costs with other federal agencies.

E-Training (Managing Partner OPM) -

OPM operates GoLearn, one of the approved service providers for E-Training. This initiative allows OPM to spread the cost of managing E-Training systems and processes across a larger customer base, reducing agency costs to operate learning systems and services. Additionally, OPM's involvement in the

E-Training initiative allows them to help shape the government-wide E-Training solutions and best practices.

Enterprise HR Integration (Managing Partner OPM) -

The mission of OPM is to ensure the Federal government has an effective civilian workforce. One of the many things OPM must do to accomplish this goal is enhance Federal employees' ability to access their respective human resource records. This initiative benefits participating agencies by providing immediate and secure access to personnel records via the Internet 24-hours a day. Streamlining HR processes such as employee transfers, retirements, and separations reduces dependencies on costly and inefficient paper-based HR processes. The initiative benefits employees because it ensures faster transfer of employment information and gives access to their own personal HR data. This improves data integrity because it allows employees to self-validate information contained in their files.

Integrated Acquisition Environment (Managing Partner GSA) -

Through adoption of the tools and services provided by IAE, OPM improves its ability to make informed and efficient purchasing decisions and allows it to replace manual processes. If OPM were not allowed to use the IAE systems, they would need to build and maintain separate systems to record vendor and contract information, and to post procurement opportunities. Agency purchasing officials would not have access to databases of important information from other agencies on vendor performance and could not use systems to replace paper-based and labor-intensive efforts. For FY 2007, OPM received estimated benefits of \$151,864 based on the processes, personnel, roles, steps, and actions involved. In addition, the agency realized an estimated cost avoidance of \$3,498 and estimated operational cost savings of \$19,085.

- **Central Contractor Registration (CCR):** Provides OPM a single source of trading partner data. CCR Tools enable OPM access to current socio-economic and financial information as needed for their contractors and grantees without maintenance.
 - The automated collection and management of CCR-type vendor data for its intended purposes is estimated to avoid the equivalent of 0.9 man-hours per award transaction based on the processes, personnel, roles, steps, and actions involved. This resulted in a savings of approximately 907 hours for the agency in FY 2007.
 - Trading Partners: Enables trading partners to provide required information into a central data base for use across the Federal enterprise instead of submitting to each Government office.
- **Excluded Party Listing Service (EPLS):** Access via standard internet browser enables OPM to search for excluded parties prior to contract award.
 - The automated collection and management of EPLS-type data for its intended purposes is estimated to avoid the equivalent of 0.2 man-hours per subject award transaction based on the processes, personnel, roles, steps, and actions involved. This resulted in a savings of approximately 202 hours for the agency in FY 2007.
 - Public/Federal Security: Enables the elimination of excluded parties from receiving contract awards, protecting the taxpayers' investment and Federal contract spending. Users include banks and mortgage companies.
- **Electronic Subcontract Reporting System (eSRS):** For the OPM, the eSRS automates the collection and management of Individual Subcontract Reports (ISR, formerly SF-294) and Summary Subcontract Reports (SSR, formerly SF-295) data.
 - The automated collection and management of eSRS-type data for its intended purposes is estimated to avoid the equivalent of 0.3 government man-hours per subject award transaction that requires subcontracting plans based on the processes, personnel, roles, steps, and actions involved.
 - Small Business/Prime Contractors: Provides an automated filing and reporting capability for contractors using sub-contractors ensuring proper sub-contractor usage.

- **Federal Business Opportunity (FBO):** FBO is a source for contracting opportunities. Enables the OPM to automate management of the competitive notice processes.
 - Cost avoidance is realized by eliminating time delays, labor, supplies/resource usage, equipment wear, and expenditures related to: printing, photocopying, ink and paper usage, postage, maintenance of interested vendor lists; mailing, correction of mailing addresses, settling disagreements over misaddressed mailings, investigation of returned non-deliveries of notices, etc. The automated management of the competitive notice processes is estimated to avoid the equivalent of 5.5 government man-hours per subject transaction based on the processes, personnel, roles, steps, and actions involved. This resulted in a savings of approximately 985 hours for the agency in FY 2007.
 - Small Business/Contractors: Enables contractors and small businesses to access Federal solicitations using standard internet browser capabilities and provides an e-mail notification process for new postings. This further eliminates the need to check websites from every contracting office for bidding opportunities.
- **Federal Technical Documents System (FedTeDS):** FedTeDS provides OPM with a secure service for storage and distribution of secure but unclassified documents for solicitations.
 - Cost avoidance is realized by eliminating time delays, labor, supplies/resource usage, equipment wear, and expenditures related to: printing, photocopying, ink and paper usage, postage, maintenance of interested vendor lists; mailing, correction of mailing addresses, settling disagreements over misaddressed mailings, investigation of returned non-deliveries of notices, etc. The automated management of the processes is estimated to avoid labor equivalent to 2.5 government man-hours per subject transaction based on the processes, personnel, roles, steps, and actions involved.
 - Public/Federal Security: Provides a secure facility to protect secure but unclassified technical documentation related to solicitations.
- **Federal Procurement Data System – Next Generation (FPDS-NG):** Provides OPM with an automated capability to directly report awards real time from the OPM contract writing systems and extract reports of award data on demand.
 - Discontinue the OPM feeder system; facilitate real time reporting integrated with agency contract writing systems. This resulted in a savings of approximately 671 hours for the agency in FY 2007.
 - Congress/Public: Automates the dissemination of contract award data and incorporates public access.
- **Online Representation and Certification (ORCA):** Online Representation and Certification replaces solicitation Section K. Automates the previous Section K paper response to solicitations to OPM.
 - ORCA efficiencies compared to the equivalent manual management of the necessary representations and certifications for subject transactions are estimated to avoid the equivalent of 1.2 government man-hours per contract based on the processes, personnel, roles, steps, and actions involved. This resulted in a savings of approximately 215 hours for the agency in FY 2007.
 - Contractors: Reduces time, cost, and inaccuracies for contractors responding to Federal solicitations. ORCA provides for a single annual submission to replace the previous repetitive input in every solicitation.
- **Wage Determination Online (WDOL):** Provides Service Contract Act and Davis Bacon Act labor rates. Makes available the most current labor rates to OPM.
 - Cost avoidance is realized by eliminating time delays, labor, supplies/resource usage, equipment wear, and expenditures related to: printing, photocopying, ink and paper usage, and postage for corresponding with contractors. The automated management of the processes is estimated to avoid labor equivalent to 1.5 government man-hours per wage determination request based on the processes, personnel, roles, steps, and actions involved. This resulted in a savings of approximately 51 hours for the agency in FY 2007.

- Public: Ensures that appropriate labor rates are included in a contract for the labor categories specified in the Service Contract Act and Davis-Bacon Act.

Lines of Business

Budget Formulation and Execution LoB (Managing Partner ED) -

BFE LoB provides significant benefits to partner agencies by encouraging best practices crossing all aspects of federal budgeting – from budget formulation and execution to performance to human capital and staffing needs.

To benefit all agencies, including OPM, BFE LoB, in conjunction with Department of the Treasury as the system owner, made available the first shared fee-for-service budget formulation system, the Budget Formulation and Execution Manager (BFEM). BFE LoB and Treasury are currently gathering requirements for a new Performance Measure Manager (PMM) module that will allow users to automate the definition, collection, and reporting of all types of performance measures. The PMM will be available in 2008. The BFEM system is an option for OPM and any OPM component that is in need of a budget formulation or performance measurement system.

To help agencies assess their budget systems requirements, BFE LoB created a decision matrix. OPM will benefit from using this matrix as a starting point in determining specific system needs. In 2008, BFE LoB will further benefit agencies by evaluating known budget systems against the decision matrix and making that information available so each agency can avoid the cost of performing that step individually.

In addition, BFE LoB created a secure government-only collaboration website, known as the “MAX Federal Community.” This provides a significant benefit for collaboration across and within agencies. It is used within the budget community, and has been expanded to serve other related communities, such as Grants, Financial Management, Performance, and Planning. OPM currently has 69 users that are registered and eligible to take advantage of the MAX Federal Community. The Community site is commonly used for sharing information, collaboratively drafting documents, supporting workgroups, and much more.

Financial Management LoB (Managing Partner GSA) -

Agencies participating in the FM LoB benefit from the government-wide enterprise architecture standards developed by the FM LoB. These improve the management of financial information within their agencies.

The Common Government-wide Accounting Code standard allows Chief Financial Officers (CFOs) to aggregate and report data across bureaus and departments.

The Performance Metrics for application hosting allows CFOs and other managers to compare operational efficiency and effectiveness among their own bureaus; and between Shared Service Providers.

The Business Process Standards for Payments and Funds Control developed collaboratively by all agencies within the FM LoB allow CFOs to unify business processes across their department or agency. Standard business processes also bring efficiencies to Shared Service Providers by ensuring that all customer agencies use the same processes for transactions. The FM LoB will extend this work, developing standard business processes for reimbursables and for receivables.

The FM LoB developed a Migration Planning Guidance, telling agencies how to evaluate and select Shared Service Providers, and how to migrate their operations to that Provider.

The FM LoB is developing a Charge Card Interface to save agencies the cost of developing these themselves. The FM LoB is also developing standard interfaces with common systems (e.g. Lines of

Business and E-Gov initiatives). By defining government-wide common interfaces, agencies avoid the expense of defining these interfaces themselves. Uniformity in these interfaces also reduces audit time and expense, and insures uniform business process standards.

The FM LoB alignment of Common Government-wide Accounting Code structure and Business Process Standard implementation with Treasury central systems will allow all agencies to improve business process and enables reliable data interchange across departments and agencies interfacing to the Treasury central systems.

Human Resources Management LoB (Managing Partner OPM) -

The HR LoB initiative identifies and promotes the use of best-in-class systems and processes for administering back-office personnel functions for the Federal workforce. As managing partner of this initiative, OPM supports its mission to help agencies to build and maintain a high quality and diverse Federal workforce. Agencies benefit through use of best-in-class HR services and systems provided by one of the approved service providers, without the costs of developing and maintaining their own HR systems. Employees benefit from improved HR services. OPM's involvement in the HR LoB allows them to help shape the government-wide solution as well as best practices and lessons learned as developed by task force and other agencies.

The HR LoB has worked with participating agencies to develop and validate Target Requirements for Shared Service Centers and Enterprise Architecture (EA) models for business process (Business Reference Model), business services (Service Component Model), performance measurement (Performance Model), data (Data Model), and technology (Technical Model) relating to the Federal human resources function. These artifacts present a common view of and vocabulary for the Federal HR function that provide a tangible basis for standardization and common solutions -- the dimensions that underlie the Human Resources Line of Business. Federal agencies are able to use this information and guidance to formulate their specific agency requirements for HR functions and manage the transition to a shared service center. Since each agency does not have to formulate its own HR enterprise architecture, this unified effort has allowed agencies to save significant time and resources. The EA artifacts also facilitate the mapping of individual agency architectures to OMB's Federal Transition Framework.

IT Infrastructure LoB (Managing Partner GSA) -

The initiative benefits OPM through improved IT performance, greater efficiencies in IT infrastructure investments, and consistency and standardization of infrastructure platforms. The ITI LoB will provide OPM with best practice data and industry-wide performance metrics to validate and/or improve existing performance.

Given that OPM is primarily located in the Washington, DC area, OPM stands to benefit most from the information and solutions relating to End-User Systems and Support, and Mainframes and Servers.

OPM's participation in this program will result in higher service levels at a more effective cost. Large government purchases will establish a baseline for OPM related acquisitions that will prove valuable when negotiating prices for hardware and software. A 10-15 percent gain in productivity is expected, because of this program.

OPM expects to realize significant benefit in improved mission delivery. The bulk of this activity will come as a result of an enhanced infrastructure that takes advantage of direct electronic interface with OPM customers. Infrastructure certification and accreditation will be significantly enhanced above what it is today. At least a 20-25 percent improvement in mission delivery is expected by taking advantage of this program. Enhanced infrastructure performance will directly result in improved mission delivery to the public.

Small Business Administration

The E-Government initiatives serve citizens, businesses, and Federal employees by delivering high quality services more efficiently at a lower price. Instead of expensive “stove-piped” operations, agencies work together to develop common solutions which achieve mission requirements at reduced cost, thereby making resources available for higher priority needs.

The Small Business Administration (SBA) is providing funding in FY 2008 to the following E-Government Initiatives:		
Government to Citizen Portfolio <ul style="list-style-type: none"> ▪ Disaster Assistance Improvement Plan 	Government to Business Portfolio <ul style="list-style-type: none"> ▪ Business Gateway ▪ E-Rulemaking 	Government to Government Portfolio <ul style="list-style-type: none"> ▪ Grants.gov
Internal Efficiency and Effectiveness Portfolio <ul style="list-style-type: none"> ▪ Integrated Acquisition Environment ▪ Integrated Acquisition Environment - Loans and Grants 	Lines of Business (LoB) <ul style="list-style-type: none"> ▪ Budget Formulation and Execution LoB ▪ Financial Management LoB ▪ Geospatial LoB ▪ Grants Management LoB ▪ IT Infrastructure LoB 	

Benefits realized through the use of these initiatives are as follows:

Government to Citizen Portfolio

Disaster Assistance Improvement Plan (Managing Partner DHS) -

The Disaster Assistance Improvement Program (DAIP) is a government-wide initiative to improve the delivery of assistance to disaster victims. Through modification of an existing E-Gov initiative, GovBenefits.gov, DAIP provides a one-stop portal for those affected by disasters by providing information on programs offering disaster assistance and screening of benefits for which they may be eligible. After determining their eligibility, users may apply for disaster assistance benefits using a single application through FEMA, leading to a more simplified, streamlined process. All benefit applications are adjudicated by the appropriate agency. DAIP will also allow returning users to check the status of the request for benefits available through the single application. DAIP includes member agencies that have programs that: provide benefits for persons in response to disasters; help facilitate the application and delivery process through validation; have other resources that may assist disaster victims; or are otherwise relevant to those who are impacted by disasters. During its first year of operation, the DAIP Program Office will quantify and report on the benefits and cost savings for each member agency.

As an agency with programs that will participate directly with the DAIP, the Small Business Administration will provide a streamlined application and status update process for citizens that apply to those participating programs. The DAIP will also reduce the time for citizens to complete applications for those participating programs. This will help the Small Business Administration fulfill its mission to deliver assistance to disaster victims. The Small Business Administration will be able to take advantage of the online application and status capability that DAIP provides to channel applicants to a lower cost alternative, which should provide cost savings for the agency in areas such as call center costs. Through the pre-screening for the programs that will be provided through DAIP, the Small Business Administration will also allow citizens with the ability to learn about programs that they may be eligible for, and will reduce the number of invalid applications that the Small Business Administration has to process.

Furthermore, by implementing authentication mechanisms on all applicants to ensure their identity before applying, DAIP will reduce exposure of individuals to identity theft.

Government to Business Portfolio

Business Gateway (Managing Partner SBA) - (data for forms and compliance links are as of October 30, 2007)

SBA's mission – to “maintain and strengthen the nation's economy by aiding, counseling, assisting and protecting the interests of small businesses and by helping families and businesses recover from national disasters” – is inextricably tied to Business Gateway's mission of providing the nation's businesses with easier access to information and tools to reduce burden and help businesses comply with government regulations.

A key rationale for building the Business Gateway (www.business.gov) is to fulfill the statutory mission of SBA to help small businesses succeed by creating a more approachable, responsive, and accessible government. SBA's goal, as managing partner of the initiative, is to use the internet to improve the service, efficiency, and effectiveness of business operations, and to transform government into an innovative, reliable, trustworthy and citizen-centered partner.

By creating a single portal for business information, such as regulatory compliance information, Business Gateway directly benefits SBA's “customers” (e.g., small business, associations, etc.), many of whom are subject to complex regulatory requirements across multiple agencies.

- SBA's constituents could potentially receive significant benefits from Business Gateway including time and cost savings, assistance in compliance with the Small Business Paperwork Relief Act, and reduction in burden hours. Through increased outreach, more constituents will be able to realize these benefits.
- SBA will receive:
 - Contact center savings: Due to the use of Business.gov and Forms.gov a decrease in misdirected calls is expected to result in cost savings for SBA.
 - Maintenance savings: Business.gov's search technology will provide SBA with valuable user statistics and feedback, enabling it to simplify content management on its business compliance site.
 - Increased forms management: By making 69 forms (to date) available on Forms.gov, SBA saves agency time in forms management, and is expected to produce significant savings in paper and postage.
 - Increased exposure: Business.gov now houses 168 SBA compliance links (to date) providing cross-agency effectiveness to American businesses.
 - Reduced burden on field offices: By directing compliance-related inquiries to Business.gov, agencies with field offices will save training and staff-time dollars.
 - Data harmonization: Every federal agency should have and participate in at least one “vertical” opportunity; in the case of SBA, for example, there may be opportunities to harmonize forms and data collection processes with DoC and Treasury as they all gather economic information and adjust revenue projections. DoI and DoL together saved \$341,000 in the first three years of their vertical, and are expected to save \$570,000 over 5 years.

Business Gateway Constituent Quote...

“Business.gov is the perfect resource for me. I'm growing one business and starting another. This Web site works on two different levels, providing the direct connections I want for my on-going business needs and the basic start-up support I need for launching my new business. Business.gov is like having a silent partner on line.”

--Small Business Owner

E-Rulemaking (Managing Partner EPA) -

SBA's mission is to maintain and strengthen the Nation's economy by aiding, counseling, assisting and promoting the interest of small businesses and by helping families and businesses recover from natural disasters. SBA migrated to the Federal Docket Management System (FDMS) in December 2006. By implementing FDMS, SBA's internal rulemaking business processes have been made more transparent and open for public participation. Further, FDMS provides SBA with a secure, centralized electronic repository for managing its rulemaking development via distributed management of data and role-based user access. Between January and October 2007, SBA posted 16 *Federal Register* rules and proposed rules in Regulations.gov and posted 50 public comments.

SBA benefits in several ways through its participation and reliance on FDMS and Regulations.gov. SBA reaps substantial benefits by improving the transparency of its rulemaking actions as well as increasing public participation in the regulatory process. Direct budget cost savings and cost avoidance result from SBA's transition to FDMS and Regulations.gov, enabling the agency to discontinue efforts to develop, deploy and operate specific individual online docket and public comment systems. Over five years, it is estimated that SBA would avoid costs of over \$300,000 over having the Agency independently create alternative options that would provide similar services. These figures were calculated in the summer of 2007 by an independent economist hired by the E-Rulemaking Program to develop a Cost-Benefit Model.

Government to Government Portfolio

Grants.gov (Managing Partner HHS) -

The Grants.gov initiative continues to benefit SBA and its grant programs by providing a single location to publish grant funding opportunities and application packages, and by providing a single site for the grants community to apply for grants using common forms, processes, and systems. SBA derives its largest source of benefits from Grants.gov by not having to develop its own system for collecting electronic grant applications for paper-based grant programs.

In FY 2007 SBA had posted 6 funding opportunities, 6 application packages and received 310 Electronic Submissions from the grants community via Grants.gov. SBA use government-wide forms 100 percent of the time for its application packages.

Internal Efficiency and Effectiveness Portfolio

Integrated Acquisition Environment (Managing Partner GSA) –

Through adoption of the tools and services provided by IAE, SBA improves its ability to make informed and efficient purchasing decisions and allows it to replace manual processes. If SBA were not allowed to use the IAE systems, they would need to build and maintain separate systems to record vendor and contract information, and to post procurement opportunities. Agency purchasing officials would not have access to databases of important information from other agencies on vendor performance and could not use systems to replace paper-based and labor-intensive efforts. For FY 2007, SBA received estimated benefits of \$96,692 based on the processes, personnel, roles, steps, and actions involved. In addition, the agency realized an estimated cost avoidance of \$17,407 and estimated operational cost savings of \$94,961.

Also, SBA currently manages the Electronic Subcontracting Reporting System (ESRS) for the Federal Government as part of the IAE initiative. This system provides a single point of collection for subcontracting reporting data across the Federal Government and replaced separate systems maintained by individual agencies.

- **Central Contractor Registration (CCR):** Provides SBA a single source of trading partner data. CCR Tools enable SBA access to current socio-economic and financial information as needed for their contractors and grantees without maintenance. In addition, allows SBA to meet its statutory obligations to provide consistent application of Size Determination definition and process; and identify certified Small Disadvantaged Business, HUBZone, and 8(a) firms for all users.
 - The automated collection and management of CCR-type vendor data for its intended purposes is estimated to avoid the equivalent of 0.9 man-hours per award transaction based on the processes, personnel, roles, steps, and actions involved. This resulted in a savings of approximately 499 hours for the agency in FY 2007.
 - Trading Partners: Enables trading partners to provide required information into a central data base for use across the Federal enterprise instead of submitting to each Government office.
- **Excluded Party Listing Service (EPLS):** Access via standard internet browser enables SBA to search for excluded parties prior to contract award.
 - The automated collection and management of EPLS-type data for its intended purposes is estimated to avoid the equivalent of 0.2 man-hours per subject award transaction based on the processes, personnel, roles, steps, and actions involved. This resulted in a savings of approximately 111 hours for the agency in FY 2007.
 - Public/Federal Security: Enables the elimination of excluded parties from receiving contract awards, protecting the taxpayers' investment and Federal contract spending. Users include banks and mortgage companies.
- **Electronic Subcontract Reporting System (eSRS):** For the SBA, the eSRS automates the collection and management of Individual Subcontract Reports (ISR, formerly SF-294) and Summary Subcontract Reports (SSR, formerly SF-295) data. In addition, eSRS has provided an efficient business process to meet SBA statutory obligation to manage the federal subcontracting process. eSRS now provides SBA an automated process for collection and consolidation of agencies' annual summary subcontracting for required reporting to the President and Congress.
 - The automated collection and management of eSRS-type data for its intended purposes is estimated to avoid the equivalent of 0.3 government man-hours per subject award transaction that requires subcontracting plans based on the processes, personnel, roles, steps, and actions involved.
 - Small Business/Prime Contractors: Provides an automated filing and reporting capability for contractors using sub-contractors ensuring proper sub-contractor usage.
- **Federal Business Opportunity (FBO):** FBO is a source for contracting opportunities. Enables the SBA to automate management of the competitive notice processes.
 - Cost avoidance is realized by eliminating time delays, labor, supplies/resource usage, equipment wear, and expenditures related to: printing, photocopying, ink and paper usage, postage, maintenance of interested vendor lists; mailing, correction of mailing addresses, settling disagreements over misaddressed mailings, investigation of returned non-deliveries of notices, etc. The automated management of the competitive notice processes is estimated to avoid the equivalent of 5.5 government man-hours per subject transaction based on the processes, personnel, roles, steps, and actions involved. This resulted in a savings of approximately 803 hours for the agency in FY 2007.
 - Small Business/Contractors: Enables contractors and small businesses to access Federal solicitations using standard internet browser capabilities and provides an e-mail notification process for new postings. This further eliminates the need to check websites from every contracting office for bidding opportunities.
- **Federal Technical Documents System (FedTeDS):** FedTeDS provides SBA with a secure service for storage and distribution of secure but unclassified documents for solicitations.
 - Cost avoidance is realized by eliminating time delays, labor, supplies/resource usage, equipment wear, and expenditures related to: printing, photocopying, ink and paper usage, postage, maintenance of interested vendor lists; mailing, correction of mailing

addresses, settling disagreements over misaddressed mailings, investigation of returned non-deliveries of notices, etc. The automated management of the processes is estimated to avoid labor equivalent to 2.5 government man-hours per subject transaction based on the processes, personnel, roles, steps, and actions involved.

- Public/Federal Security: Provides a secure facility to protect secure but unclassified technical documentation related to solicitations.
- **Federal Procurement Data System – Next Generation (FPDS-NG):** Provides SBA with an automated capability to directly report awards real time from the SBA contract writing systems and extract reports of award data on demand. In addition, FPDS-NG has provided the single source of authoritative contract accomplishment data. This has allowed SBA an ability to meet its statutory obligation to manage the Federal small business program and generate the annual Small Business Goaling Report. FPDS-NG now provides SBA an automated process for collection and consolidation of agencies' annual small business goaling real time for required reporting to the President and Congress.
 - Discontinue the SBA manual processing; facilitate real time reporting integrated with agency contract writing systems.
 - Congress/Public: Automates the dissemination of contract award data and incorporates public access.
- **Online Representation and Certification (ORCA):** Online Representation and Certification replaces solicitation Section K. Automates the previous Section K paper response to solicitations to SBA.
 - ORCA efficiencies compared to the equivalent manual management of the necessary representations and certifications for subject transactions are estimated to avoid the equivalent of 1.2 government man-hours per contract based on the processes, personnel, roles, steps, and actions involved. This resulted in a savings of approximately 175 hours for the agency in FY 2007.
 - Contractors: Reduces time, cost, and inaccuracies for contractors responding to Federal solicitations. ORCA provides for a single annual submission to replace the previous repetitive input in every solicitation.
- **Wage Determination Online (WDOL):** Provides Service Contract Act and Davis Bacon Act labor rates. Makes available the most current labor rates to SBA.
 - Cost avoidance is realized by eliminating time delays, labor, supplies/resource usage, equipment wear, and expenditures related to: printing, photocopying, ink and paper usage, and postage for corresponding with contractors. The automated management of the processes is estimated to avoid labor equivalent to 1.5 government man-hours per wage determination request based on the processes, personnel, roles, steps, and actions involved. This resulted in a savings of approximately 249 hours for the agency in FY 2007.
 - Public: Ensures that appropriate labor rates are included in a contract for the labor categories specified in the Service Contract Act and Davis-Bacon Act.

Integrated Acquisition Environment - Loans and Grants (Managing Partner GSA) -

All agencies participating in the awarding of Loans & Grants benefit through access to a centralized solution to provide consistent, government-wide identifiers for award recipients. Cross-government cooperation to determine unique identifiers for Loans & Grants transactions furthers the agencies ability to maintain data integrity while additionally enhancing the transparency of federal program performance information, funding, and Loans & Grants solicitations.

Lines of Business

Budget Formulation and Execution LoB (Managing Partner ED) -

BFE LoB provides significant benefits to partner agencies by encouraging best practices crossing all aspects of federal budgeting – from budget formulation and execution to performance to human capital and staffing needs.

To benefit all agencies, including SBA, BFE LoB, in conjunction with Department of the Treasury as the system owner, made available the first shared fee-for-service budget formulation system, the Budget Formulation and Execution Manager (BFEM). BFE LoB and Treasury are currently gathering requirements for a new Performance Measure Manager (PMM) module that will allow users to automate the definition, collection, and reporting of all types of performance measures. The PMM will be available in 2008. The BFEM system is an option for SBA and any SBA component that is in need of a budget formulation or performance measurement system.

To help agencies assess their budget systems requirements, BFE LoB created a decision matrix. SBA will benefit from using this matrix as a starting point in determining specific system needs. In 2008, BFE LoB will further benefit agencies by evaluating known budget systems against the decision matrix and making that information available so each agency can avoid the cost of performing that step individually.

In addition, BFE LoB created a secure government-only collaboration website, known as the “MAX Federal Community.” This provides a significant benefit for collaboration across and within agencies. It is used within the budget community, and has been expanded to serve other related communities, such as Grants, Financial Management, Performance, and Planning. SBA currently has 41 users that are registered and eligible to take advantage of the MAX Federal Community. The Community site is commonly used for sharing information, collaboratively drafting documents, supporting workgroups, and much more.

Financial Management LoB (Managing Partner GSA) -

Agencies participating in the FM LoB benefit from the government-wide enterprise architecture standards developed by the FM LoB. These improve the management of financial information within their agencies.

The Common Government-wide Accounting Code standard allows Chief Financial Officers (CFOs) to aggregate and report data across bureaus and departments.

The Performance Metrics for application hosting allows CFOs and other managers to compare operational efficiency and effectiveness among their own bureaus; and between Shared Service Providers (SSPs).

The Business Process Standards for Payments and Funds Control developed collaboratively by all agencies within the FM LoB allow CFOs to unify business processes across their department or agency. Standard business processes also bring efficiencies to SSPs by ensuring that all customer agencies use the same processes for transactions. The FM LoB will extend this work, developing standard business processes for reimbursables and for receivables.

The FM LoB developed a Migration Planning Guidance, telling agencies how to evaluate and select SSPs, and how to migrate their operations to that Provider.

The FM LoB is developing a Charge Card Interface to save agencies the cost of developing these themselves. The FM LoB is also developing standard interfaces with common systems (e.g. Lines of Business and E-Gov initiatives). By defining government-wide common interfaces, agencies avoid the expense of defining these interfaces themselves. Uniformity in these interfaces also reduces audit time and expense, and insures uniform business process standards.

The FM LoB alignment of Common Government-wide Accounting Code structure and Business Process Standard implementation with Treasury central systems will allow all agencies to improve business process and enables reliable data interchange across departments and agencies interfacing to the Treasury central systems.

Geospatial LoB (Managing Partner DoI) -

SBA is looking forward to the returns on investments from the Geospatial LoB with regard to the efficiency and synergy across the government. The LoB provides more immediate access to geospatial information that would lead to improved productivity, improved mission delivery, and increased service to citizens. Geospatially enabling traditional business data will improve business process efficiency, allow for geographically based work planning and investment processes, assist in infrastructure asset tracking, improve mission delivery, and promote use of business intelligence in the Department's decision support systems. The LoB is intended to establish methods for improved processes of doing business using geospatial information.

Grants Management LoB (Managing Partners HHS and NSF) -

SBA manages 517 grant awards equaling approximately \$173,478. SBA anticipates the key benefit will be having a centralized location to download all applications, make awards, and track awards to closeout. Automated business processes available through consortium service providers will decrease agency reliance on manual and paper-based processing. Consortium lead agencies will spread operations and maintenance (O&M) costs, and development, modernization, and enhancement (DME) costs across agencies, decreasing the burden that any one agency must bear.

GM LoB will lead to a reduction in the number of systems of record for grants data across SBA and the government and the development of common reporting standards, improving SBA's ability to provide agency- and government-wide reports on grant activities and results. Migrating to a consortium lead agency will help SBA comply with the Federal Financial Assistance Management Improvement Act of 1999 and the Federal Funding Accountability and Transparency Act of 2006.

Service to constituents will be improved through the standardization and streamlining of government-wide grants business processes. The public will receive time savings as a result of quicker notification and faster payments due to an automated system for grants processing. Furthermore, GM LoB will minimize complex and varying agency-specific requirements and increase grantee ease of use on Federal grants management systems. Constituents will benefit as they will have fewer unique agency systems and processes to learn; grantees' ability to learn how to use the system will be improved and reliance on call center technical support will be reduced. Consortium lead agencies will also provide grantees with online access to standard post-award reports, decreasing the number of unique agency-specific reporting requirements.

IT Infrastructure LoB (Managing Partner GSA) -

The initiative benefits SBA through improved IT performance, greater efficiencies in IT infrastructure investments, and consistency and standardization of infrastructure platforms. The ITI LoB will provide SBA with best practice data and industry-wide performance metrics to validate and/or improve existing performance.

SBA stands to benefit from all three IT Infrastructure areas of concentration (End User Systems & Support, Mainframes and Servers Systems & Support, and Telecommunications Systems & Support). Most specifically, as it is a small agency in comparison to other Federal government agencies involved in the ITI LoB, SBA should benefit greatly from information and, potentially, pricing previously available only to larger agencies.

SBA's participation in this program will result in higher service levels at a more effective cost. Large government purchases will establish a baseline for SBA related acquisitions that will prove valuable when

negotiating prices for hardware and software. A 10-15 percent gain in productivity is expected, because of this program.

SBA expects to realize significant benefit in improved mission delivery. The bulk of this activity will come as a result of an enhanced infrastructure that takes advantage of direct electronic interface with SBA customers. Infrastructure certification and accreditation will be significantly enhanced above what it is today. At least a 20-25 percent improvement in mission delivery is expected by taking advantage of this program. Enhanced infrastructure performance will directly result in improved mission delivery to the public.

Smithsonian Institution

The E-Government initiatives serve citizens, businesses, and Federal employees by delivering high quality services more efficiently at a lower price. Instead of expensive "stove-piped" operations, agencies work together to develop common solutions which achieve mission requirements at reduced cost, thereby making resources available for higher priority needs.

The Smithsonian Institution is not providing agency contributions to any E-Government initiatives in FY 2008.

Social Security Administration

The E-Government initiatives serve citizens, businesses, and Federal employees by delivering high quality services more efficiently at a lower price. Instead of expensive “stove-piped” operations, agencies work together to develop common solutions which achieve mission requirements at reduced cost, thereby making resources available for higher priority needs.

The Social Security Administration (SSA) is providing funding in FY 2008 to the following E-Government Initiatives:		
Government to Citizen Portfolio <ul style="list-style-type: none"> ▪ Disaster Assistance Improvement Plan 	Government to Business Portfolio <ul style="list-style-type: none"> ▪ Business Gateway ▪ E-Rulemaking 	Government to Government Portfolio <ul style="list-style-type: none"> ▪ Grants.gov
Internal Efficiency and Effectiveness Portfolio <ul style="list-style-type: none"> ▪ Integrated Acquisition Environment ▪ Integrated Acquisition Environment - Loans and Grants 	Lines of Business (LoB) <ul style="list-style-type: none"> ▪ Financial Management LoB ▪ Geospatial LoB ▪ Grants Management LoB ▪ Human Resources LoB ▪ IT Infrastructure LoB 	

Benefits realized through the use of these initiatives are as follows:

Government to Citizen Portfolio

Disaster Assistance Improvement Plan (Managing Partner DHS) -

The Disaster Assistance Improvement Program (DAIP) is a government-wide initiative to improve the delivery of assistance to disaster victims. Through modification of an existing E-Gov initiative, GovBenefits.gov, DAIP provides a one-stop portal for those affected by disasters by providing information on programs offering disaster assistance and screening of benefits for which they may be eligible. After determining their eligibility, users may apply for disaster assistance benefits using a single application through FEMA, leading to a more simplified, streamlined process. All benefit applications are adjudicated by the appropriate agency. DAIP will also allow returning users to check the status of the request for benefits available through the single application. DAIP includes member agencies that have programs that: provide benefits for persons in response to disasters; help facilitate the application and delivery process through validation; have other resources that may assist disaster victims; or are otherwise relevant to those who are impacted by disasters. During its first year of operation, the DAIP Program Office will quantify and report on the benefits and cost savings for each member agency.

As an agency that will interface with the DAIP to obtain change of address information, SSA will provide benefits to citizens by ensuring continuity of delivery of their existing benefits. Furthermore, by ensuring that addresses are up to date, SSA will reduce waste and fraud in the distribution of checks to incorrect addresses.

Government to Business Portfolio

Business Gateway (Managing Partner SBA) - (data for forms and compliance links are as of October 30, 2007)

By creating a single portal for business information, such as regulatory compliance information, Business Gateway directly benefits SSA's "customers" (e.g., self-employed businesses, employers, etc.), many of whom are subject to complex regulatory requirements across multiple agencies.

- Business Gateway provides one-stop, equal access to cross-agency compliance information for the benefit of SSA's customers.
- As a single-source, cross-agency alternative to multiple paper- and web-based sources, Business Gateway encourages and simplifies regulatory compliance for the benefit of all citizens.
- Increased Forms Management: By making 188 forms (to date) available on Business.gov, SBA has the potential to save SSA time in forms management, and in paper and postage.
- Increased Exposure: Business.gov currently houses 128 SSA compliance links (to date) providing cross-agency effectiveness to American businesses.

E-Rulemaking (Managing Partner EPA) -

The E-Rulemaking Initiative benefits SSA by providing improved public access through a single web portal to all rulemaking material via the Federal Docket Management System (FDMS). SSA migrated to FDMS in September 2006. In addition, FDMS provides a central location for the public to find and comment on regulatory actions that affect their lives, while reducing administration data storage costs and allowing regulation writers an easy way to have cross-agency/cross-government collaboration on regulatory matters. Between January and October 2007, SSA posted 58 *Federal Register* notices, 26 rules and proposed rules, and 1,652 public comments in Regulations.gov.

SSA benefits in several ways through its participation and reliance on FDMS and Regulations.gov. SSA reaps substantial benefits by improving the transparency of its rulemaking actions as well as increasing public participation in the regulatory process. Direct budget cost savings and cost avoidance result from SSA's transition to FDMS and Regulations.gov, enabling the agency to discontinue efforts to develop, deploy and operate specific individual online docket and public comment systems. Over five years, it is estimated that SSA would avoid costs of over \$600,000 over having the Agency independently create alternative options that would provide similar services. These figures were calculated in the summer of 2007 by an independent economist hired by the E-Rulemaking Program to develop a Cost-Benefit Model.

Government to Government Portfolio

Grants.gov (Managing Partner HHS) -

The Grants.gov Initiative benefits SSA and its grant programs by providing a single location to publish grant funding opportunities and application packages, as well as through providing a single site for the grants community to apply for grants using common forms, processes and systems. SSA derives its largest source of benefits from Grants.gov through increased organizational efficiencies. SSA has leveraged Grants.gov in the development of two agency specific forms; they use government-wide forms 100 percent of the time for their application packages. As of September 2007, SSA had posted 25 funding opportunities and 27 application packages on Grants.gov. SSA received 333 electronic applications during FY 2007 and approximately 1233 total from the grants community via Grants.gov. As a result of Grants.gov, SSA has a fully electronic grant process for Finding and Applying for 100 percent of its grant programs.

Internal Efficiency and Effectiveness Portfolio

Integrated Acquisition Environment (Managing Partner GSA) -

Through adoption of the tools and services provided by IAE, SSA improves its ability to make informed and efficient purchasing decisions and allows it to replace manual processes. If SSA were not allowed to use the IAE systems, they would need to build and maintain separate systems to record vendor and contract information, and to post procurement opportunities. Agency purchasing officials would not have access to databases of important information from other agencies on vendor performance and could not use systems to replace paper-based and labor-intensive efforts. For FY 2007, SSA received estimated benefits of \$355,252 based on the processes, personnel, roles, steps, and actions involved. In addition, the agency realized an estimated cost avoidance of \$5,868 and estimated operational cost savings of \$32,013.

- **Central Contractor Registration (CCR):** Provides SSA a single source of trading partner data. CCR Tools enable SSA access to current socio-economic and financial information as needed for their contractors and grantees without maintenance.
 - The automated collection and management of CCR-type vendor data for its intended purposes is estimated to avoid the equivalent of 0.9 man-hours per award transaction based on the processes, personnel, roles, steps, and actions involved. This resulted in a savings of approximately 1,985 hours for the agency in FY 2007.
 - Trading Partners: Enables trading partners to provide required information into a central data base for use across the Federal enterprise instead of submitting to each Government office.
- **Excluded Party Listing Service (EPLS):** Access via standard internet browser enables SSA to search for excluded parties prior to contract award.
 - The automated collection and management of EPLS-type data for its intended purposes is estimated to avoid the equivalent of 0.2 man-hours per subject award transaction based on the processes, personnel, roles, steps, and actions involved. This resulted in a savings of approximately 441 hours for the agency in FY 2007.
 - Public/Federal Security: Enables the elimination of excluded parties from receiving contract awards, protecting the taxpayers' investment and Federal contract spending. Users include banks and mortgage companies.
- **Electronic Subcontract Reporting System (eSRS):** For the SSA, the eSRS automates the collection and management of Individual Subcontract Reports (ISR, formerly SF-294) and Summary Subcontract Reports (SSR, formerly SF-295) data.
 - The automated collection and management of eSRS-type data for its intended purposes is estimated to avoid the equivalent of 0.3 government man-hours per subject award transaction that requires subcontracting plans based on the processes, personnel, roles, steps, and actions involved.
 - Small Business/Prime Contractors: Provides an automated filing and reporting capability for contractors using sub-contractors ensuring proper sub-contractor usage.
- **Federal Business Opportunity (FBO):** FBO is a source for contracting opportunities. Enables the SSA to automate management of the competitive notice processes.
 - Cost avoidance is realized by eliminating time delays, labor, supplies/resource usage, equipment wear, and expenditures related to: printing, photocopying, ink and paper usage, postage, maintenance of interested vendor lists; mailing, correction of mailing addresses, settling disagreements over misaddressed mailings, investigation of returned non-deliveries of notices, etc. The automated management of the competitive notice processes is estimated to avoid the equivalent of 5.5 government man-hours per subject transaction based on the processes, personnel, roles, steps, and actions involved. This resulted in a savings of approximately 2,283 hours for the agency in FY 2007.
 - Small Business/Contractors: Enables contractors and small businesses to access Federal solicitations using standard internet browser capabilities and provides an e-mail

notification process for new postings. This further eliminates the need to check websites from every contracting office for bidding opportunities.

- **Federal Technical Documents System (FedTeDS):** FedTeDS provides SSA with a secure service for storage and distribution of secure but unclassified documents for solicitations.
 - Cost avoidance is realized by eliminating time delays, labor, supplies/resource usage, equipment wear, and expenditures related to: printing, photocopying, ink and paper usage, postage, maintenance of interested vendor lists; mailing, correction of mailing addresses, settling disagreements over misaddressed mailings, investigation of returned non-deliveries of notices, etc. The automated management of the processes is estimated to avoid labor equivalent to 2.5 government man-hours per subject transaction based on the processes, personnel, roles, steps, and actions involved.
 - Public/Federal Security: Provides a secure facility to protect secure but unclassified technical documentation related to solicitations.
- **Federal Procurement Data System – Next Generation (FPDS-NG):** Provides SSA with an automated capability to directly report awards real time from the SSA contract writing systems and extract reports of award data on demand.
 - Discontinue the SSA feeder system; facilitate real time reporting integrated with agency contract writing systems. This resulted in a savings of approximately 923 hours for the agency in FY 2007.
 - Congress/Public: Automates the dissemination of contract award data and incorporates public access.
- **Online Representation and Certification (ORCA):** Online Representation and Certification replaces solicitation Section K. Automates the previous Section K paper response to solicitations to SSA.
 - ORCA efficiencies compared to the equivalent manual management of the necessary representations and certifications for subject transactions are estimated to avoid the equivalent of 1.2 government man-hours each based on the processes, personnel, roles, steps, and actions involved. This resulted in a savings of approximately 498 hours for the agency in FY 2007.
 - Contractors: Reduces time, cost, and inaccuracies for contractors responding to Federal solicitations. ORCA provides for a single annual submission to replace the previous repetitive input in every solicitation.
- **Wage Determination Online (WDOL):** Provides Service Contract Act and Davis Bacon Act labor rates. Makes available the most current labor rates to SSA.
 - Cost avoidance is realized by eliminating time delays, labor, supplies/resource usage, equipment wear, and expenditures related to: printing, photocopying, ink and paper usage, and postage for corresponding with contractors. The automated management of the processes is estimated to avoid labor equivalent to 1.5 government man-hours per wage determination request based on the processes, personnel, roles, steps, and actions involved. This resulted in a savings of approximately 978 hours for the agency in FY 2007.
 - Public: Ensures that appropriate labor rates are included in a contract for the labor categories specified in the Service Contract Act and Davis-Bacon Act.

Integrated Acquisition Environment - Loans and Grants (Managing Partner GSA) -

All agencies participating in the awarding of Loans & Grants benefit through access to a centralized solution to provide consistent, government-wide identifiers for award recipients. Cross-government cooperation to determine unique identifiers for Loans & Grants transactions furthers the agencies ability to maintain data integrity while additionally enhancing the transparency of federal program performance information, funding, and Loans & Grants solicitations.

Lines of Business

Financial Management LoB (Managing Partner GSA) -

Agencies participating in the FM LoB benefit from the government-wide enterprise architecture standards developed by the FM LoB. These improve the management of financial information within their agencies.

The Common Government-wide Accounting Code standard allows Chief Financial Officers (CFOs) to aggregate and report data across bureaus and departments.

The Performance Metrics for application hosting allows CFOs and other managers to compare operational efficiency and effectiveness among their own bureaus; and between Shared Service Providers (SSPs).

The Business Process Standards for Payments and Funds Control developed collaboratively by all agencies within the FM LoB allow CFOs to unify business processes across their department or agency. Standard business processes also bring efficiencies to SSPs by ensuring that all customer agencies use the same processes for transactions. The FM LoB will extend this work, developing standard business processes for reimbursables and for receivables.

The FM LoB developed a Migration Planning Guidance, telling agencies how to evaluate and select SSPs, and how to migrate their operations to that Provider.

The FM LoB is developing a Charge Card Interface to save agencies the cost of developing these themselves. The FM LoB is also developing standard interfaces with common systems (e.g. Lines of Business and E-Gov initiatives). By defining government-wide common interfaces, agencies avoid the expense of defining these interfaces themselves. Uniformity in these interfaces also reduces audit time and expense, and insures uniform business process standards.

The FM LoB alignment of Common Government-wide Accounting Code structure and Business Process Standard implementation with Treasury central systems will allow all agencies to improve business process and enables reliable data interchange across departments and agencies interfacing to the Treasury central systems.

Geospatial LoB (Managing Partner DoI) -

The SSA is responsible for the advancement of the economic security of the nation's people through compassionate and vigilant leadership in shaping and managing America's Social Security programs. The LoB could provide broader and more immediate access to geospatial information that would allow the SSA to improve mission delivery and increase service to citizens. Having access to data could possibly increase the efficiencies on how we provide benefit services to the recipients of Social Security, Disability, and Survivor benefits. The SSA could possibly gain the opportunity to strategically and geographically enhance planning and investment processes.

Grants Management LoB (Managing Partners HHS and NSF) -

SSA manages 210 grant awards equaling approximately \$39.1 million. SSA anticipates the key benefit will be having a centralized location to download all applications, make awards, and track awards to closeout. Automated business processes available through Consortia will decrease agency reliance on manual and paper-based processing. Consortium Lead agencies will spread operations and maintenance (O&M) costs, and development, modernization, and enhancement (DME) costs across agencies, decreasing the burden that any one agency must bear.

GM LoB will lead to a reduction in the number of systems of record for grants data across SSA and the government and the development of common reporting standards, improving SSA's ability to provide agency- and government-wide reports on grant activities and results. Migrating to a Consortium Lead

agency will help SSA comply with the Federal Financial Assistance Management Improvement Act of 1999 and the Federal Funding Accountability and Transparency Act of 2006.

Service to constituents will be improved through the standardization and streamlining of government-wide grants business processes. The public will receive time savings as a result of quicker notification and faster payments due to an automated system for grants processing. Furthermore, GM LoB will minimize complex and varying agency-specific requirements and increase grantee ease of use on Federal grants management systems. Constituents will benefit as they will have fewer unique agency systems and processes to learn; grantees' ability to learn how to use the system will be improved and reliance on call center technical support will be reduced. Consortium Lead agencies will also provide grantees with online access to standard post-award reports, decreasing the number of unique agency-specific reporting requirements.

Human Resources Management LoB (Managing Partner OPM) –

SSA benefits through its use of best-in-class HR services and systems provided by one of the approved service providers. Through its adoption of an approved service provider, the agency can achieve the benefits of "best-in-class" HR solutions without the costs of developing and maintaining their own HR systems. Employees across the agency benefit from improved HR services. SSA's involvement in the HR LoB allows them to help shape the government-wide solution as well as best practices and lessons learned as developed by task force and other agencies.

The HR LoB has worked with participating agencies to develop and validate Target Requirements for Shared Service Centers and Enterprise Architecture (EA) models for business process (Business Reference Model), business services (Service Component Model), performance measurement (Performance Model), data (Data Model), and technology (Technical Model) relating to the Federal human resources function. These artifacts present a common view of and vocabulary for the Federal HR function that provide a tangible basis for standardization and common solutions -- the dimensions that underlie the Human Resources Line of Business. Federal agencies are able to use this information and guidance to formulate their specific agency requirements for HR functions and manage the transition to a shared service center. Since each agency does not have to formulate its own HR enterprise architecture, this unified effort has allowed agencies to save significant time and resources. The EA artifacts also facilitate the mapping of individual agency architectures to OMB's Federal Transition Framework.

IT Infrastructure LoB (Managing Partner GSA) -

In support of OMB's evolving Federal Enterprise Architecture (FEA) guidance, the SSA has been involved in the formative stages of the IT Infrastructure LoB (ITI LoB). As a comparatively large agency in direct service to the public, the SSA IT Infrastructure is already highly standardized and consolidated to leverage opportunities for economies of scale, strategic sourcing, centralized support and management. The SSA IT Infrastructure has evolved over time into a highly optimized, centralized mainframe centric architecture with extensive connectivity to distributed resources in field office locations.

As the IT Infrastructure LoB initiative moves forward in its implementation stage during FY 2008, SSA will work with the ITI LoB performance metric methodology and industry benchmark data to identify opportunities for improvement. SSA is optimistic that the IT Infrastructure LoB provided benchmark data will be useful in identifying and driving opportunities for further optimization of SSA's infrastructure. SSA benefits from ITI LoB by using its metrics to track against for service delivery and interoperability is expected to identify incremental technology refreshment investment opportunities to achieve measurable benefits associated with improved service delivery and enhanced information assurance.

Corporation for National and Community Service

The E-Government initiatives serve citizens, businesses, and Federal employees by delivering high quality services more efficiently at a lower price. Instead of expensive “stove-piped” operations, agencies work together to develop common solutions which achieve mission requirements at reduced cost, thereby making resources available for higher priority needs.

The Corporation for National and Community Service (CNCS) is providing funding in FY 2008 to the following E-Government Initiatives:

Government to Government Portfolio	Lines of Business (LoB)
▪ Grants.gov	▪ Grants Management LoB

Benefits realized through the use of these initiatives are as follows:

Government to Government Portfolio

Grants.gov (Managing Partner HHS) -

The Grants.gov Initiative benefits CNCS and its grant programs by providing a single location to publish grant funding opportunities and application packages and by providing a single site for the grants community to apply for grants using common forms, processes, and systems. By publishing its funding opportunities on Grants.gov, CNCS is reaching a larger, more diverse applicant pool and additionally saving at least \$20,000 annually (cost of publishing notices in the *Federal Register*).

Lines of Business

Grants Management LoB (Managing Partner NSF & HHS) –

CNCS manages 1,809 grant awards equaling approximately \$574 million. CNCS anticipates the key benefit will be having a centralized location to download all applications, make awards, and track awards to closeout. Automated business processes available through Consortia will decrease agency reliance on manual and paper-based processing. Consortium Lead agencies will spread operations and maintenance (O&M) costs, and development, modernization, and enhancement (DME) costs across agencies, decreasing the burden that any one agency must bear.

GM LoB will lead to a reduction in the number of systems of record for grants data across CNCS and the government and the development of common reporting standards, improving CNCS's ability to provide agency- and government-wide reports on grant activities and results. Migrating to a Consortium Lead agency will help CNCS comply with the Federal Financial Assistance Management Improvement Act of 1999 and the Federal Funding Accountability and Transparency Act of 2006.

Service to constituents will be improved through the standardization and streamlining of government-wide grants business processes. The public will receive time savings as a result of quicker notification and faster payments due to an automated system for grants processing. Furthermore, GM LoB will minimize complex and varying agency-specific requirements and increase grantee ease of use on Federal grants management systems. Constituents will benefit as they will have fewer unique agency systems and processes to learn; grantees' ability to learn how to use the system will be improved and reliance on call center technical support will be reduced. Consortium Lead agencies will also provide grantees with online access to standard post-award reports, decreasing the number of unique agency-specific reporting requirements.

Institute of Museum and Library Services

The E-Government initiatives serve citizens, businesses, and Federal employees by delivering high quality services more efficiently at a lower price. Instead of expensive “stove-piped” operations, agencies work together to develop common solutions which achieve mission requirements at reduced cost, thereby making resources available for higher priority needs.

The Institute of Museum and Library Services (IMLS) is providing funding in FY 2008 to the following E-Government Initiatives:

Government to Government Portfolio	Lines of Business (LoB)
<ul style="list-style-type: none">▪ Grants.gov	<ul style="list-style-type: none">▪ Grants Management LoB

Benefits realized through the use of these initiatives are as follows:

Government to Government Portfolio

Grants.gov (Managing Partner HHS) -

The Grants.gov initiative benefits the Institute of Museum and Library Services and its grant programs by providing a single location to publish grant funding opportunities and application packages and by providing a single site for the grants community to apply for grants using common forms, processes, and systems. By publishing its funding opportunities on Grants.gov, IMLS is reaching a larger, more diverse applicant pool.

In FY 2007, synopses and application packages for all IMLS discretionary grant programs were posted on Grants.gov, meeting the 100 percent goal for participating agencies. Grants.gov applications via Grants.gov were mandatory for three of the IMLS grant programs and optional for the other programs. A total of 828 applications were submitted via Grants.gov, which is 58.7 percent of all of the FY 2007 applications that IMLS received. In FY 2008, IMLS will require that all applications be submitted via Grants.gov.

Lines of Business

Grants Management LoB (Managing Partner NSF & HHS) –

IMLS manages 679 grant awards equaling approximately \$247 million in awards; grant-making is IMLS' primary business. IMLS anticipates the key benefit will be having a centralized location to download all applications, make awards, and track awards to closeout. Automated business processes available through Consortia will decrease agency reliance on manual and paper-based processing. Consortium Lead agencies will spread operations and maintenance (O&M) costs, and development, modernization, and enhancement (DME) costs across agencies, decreasing the burden that any one agency must bear.

GM LoB will lead to a reduction in the number of systems of record for grants data across IMLS and the government and the development of common reporting standards, improving IMLS's ability to provide agency- and government-wide reports on grant activities and results. Migrating to a Consortium Lead agency will help IMLS comply with the Federal Financial Assistance Management Improvement Act of 1999 and the Federal Funding Accountability and Transparency Act of 2006.

Service to constituents in the museum and library communities will be improved through the standardization and streamlining of government-wide grants business processes. The public will receive

time savings as a result of quicker notification and faster payments due to an automated system for grants processing. Furthermore, GM LoB will minimize complex and varying agency-specific requirements and increase grantee ease of use on Federal grants management systems. Constituents will benefit as they will have fewer unique agency systems and processes to learn; grantees' ability to learn how to use the system will be improved and reliance on call center technical support will be reduced. Consortium Lead agencies will also provide grantees with online access to standard post-award reports, decreasing the number of unique agency-specific reporting requirements.

National Endowment for the Arts

The E-Government initiatives serve citizens, businesses, and Federal employees by delivering high quality services more efficiently at a lower price. Instead of expensive “stove-piped” operations, agencies work together to develop common solutions which achieve mission requirements at reduced cost, thereby making resources available for higher priority needs.

The National Endowment for the Arts (NEA) is providing funding in FY 2008 to the following E-Government Initiatives:

Government to Government Portfolio	Lines of Business (LoB)
<ul style="list-style-type: none">▪ Grants.gov	<ul style="list-style-type: none">▪ Grants Management LoB

Benefits realized through the use of these initiatives are as follows:

Government to Government Portfolio

Grants.gov (Managing Partner HHS) -

The Grants.gov initiative benefits NEA and its grant programs by providing a single location to publish grant funding opportunities and application packages, and by providing a single site for the grants community to apply for grants using common forms, processes and systems. Also, by publishing its funding opportunities on Grants.gov, NEA is reaching a larger, more diverse applicant pool. NEA has developed two agency-specific forms through Grants.gov that supplement the use of government-wide forms in their application packages. In FY 2007, NEA posted 15 funding opportunities with matching application packages and received 3,717 applications via Grants.gov, more than twice the number for FY 2006. Beginning with FY 2008, NEA is requiring the use of Grants.gov for all of its Grants for Arts Projects funding opportunities.

Lines of Business

Grants Management LoB (Managing Partner NSF & HHS) –

In FY 2007, NEA processed 2,204 Federal assistance awards (grants and cooperative agreements) totaling approximately \$105 million. NEA anticipates the key benefit will be having a centralized location to download all applications, make awards, and track awards to closeout. Automated business processes available through Consortia will decrease agency reliance on manual and paper-based processing. Consortium Lead agencies will spread operations and maintenance (O&M) costs, and development, modernization, and enhancement (DME) costs across agencies, decreasing the burden that any one agency must bear.

GM LoB will lead to a reduction in the number of systems of record for grants data across NEA and the government and the development of common reporting standards, improving NEA's ability to provide agency- and government-wide reports on grant activities and results. Migrating to a Consortium Lead agency will help NEA comply with the Federal Financial Assistance Management Improvement Act of 1999 and the Federal Funding Accountability and Transparency Act of 2006.

Service to constituents will be improved through the standardization and streamlining of government-wide grants business processes. The public will receive time savings as a result of quicker notification and faster payments due to an automated system for grants processing. Furthermore, GM LoB will minimize complex and varying agency-specific requirements and increase grantee ease of use on Federal

grants management systems. Constituents will benefit as they will have fewer unique agency systems and processes to learn; grantees' ability to learn how to use the system will be improved and reliance on call center technical support will be reduced. Consortium Lead agencies will also provide grantees with online access to standard post-award reports, decreasing the number of unique agency-specific reporting requirements.

National Endowment for the Humanities

The E-Government initiatives serve citizens, businesses, and Federal employees by delivering high quality services more efficiently at a lower price. Instead of expensive “stove-piped” operations, agencies work together to develop common solutions which achieve mission requirements at reduced cost, thereby making resources available for higher priority needs.

The National Endowment for the Humanities (NEH) is providing funding in FY 2008 to the following E-Government Initiatives:	
Government to Government Portfolio	Lines of Business (LoB)
<ul style="list-style-type: none">Grants.gov	<ul style="list-style-type: none">Grants Management LoB

Benefits realized through the use of these initiatives are as follows:

Government to Government Portfolio

Grants.gov (Managing Partner HHS) -

The Grants.gov initiative benefits NEH and its grant programs by providing a single location to publish grant funding opportunities and application packages, and by providing a single site for the grants community to apply for grants using common forms, processes and systems. Also, by publishing its funding opportunities on Grants.gov, NEH reaches a larger, more diverse applicant pool. NEH has benefited from the use of a single site for application processes and by consequence has been able to consolidate additional systems for the review and management of grant applications. NEH has leveraged Grants.gov in the development of three agency specific forms currently available on the site. In FY 2007, NEH posted 100 percent of its 42 funding opportunities to the site and received a total of 4,578 grant applications. Use of Grants.gov is mandatory for NEH applicants.

Lines of Business

Grants Management LoB (Managing Partner NSF & HHS) -

NEH manages 896 grant awards equaling approximately \$100 million. NEH anticipates the key benefit will be having a centralized location to download all applications, make awards, and track awards to closeout. Automated business processes available through Consortia will decrease agency reliance on manual and paper-based processing. Consortium Lead agencies will spread operations and maintenance (O&M) costs, and development, modernization, and enhancement (DME) costs across agencies, decreasing the burden that any one agency must bear.

GM LoB will lead to a reduction in the number of systems of record for grants data across NEH and the government and the development of common reporting standards, improving NEH's ability to provide agency- and government-wide reports on grant activities and results. Migrating to a Consortium Lead agency will help NEH comply with the Federal Financial Assistance Management Improvement Act of 1999 and the Federal Funding Accountability and Transparency Act of 2006.

Service to constituents will be improved through the standardization and streamlining of government-wide grants business processes. The public will receive time savings as a result of quicker notification and faster payments due to an automated system for grants processing. Furthermore, GM LoB will minimize complex and varying agency-specific requirements and increase grantee ease of use on Federal grants management systems. Constituents will benefit as they will have fewer unique agency systems

and processes to learn; grantees' ability to learn how to use the system will be improved and reliance on call center technical support will be reduced. Consortium Lead agencies will also provide grantees with online access to standard post-award reports, decreasing the number of unique agency-specific reporting requirements.

Office of Management and Budget

The E-Government initiatives serve citizens, businesses, and Federal employees by delivering high quality services more efficiently at a lower price. Instead of expensive “stove-piped” operations, agencies work together to develop common solutions which achieve mission requirements at reduced cost, thereby making resources available for higher priority needs.

The Office of Management and Budget (OMB) is providing funding in FY 2008 to the following E-Government Initiative:

Lines of Business (LoB)

- Budget Formulation and Execution LoB

Benefits realized through the use of this initiative are as follows:

Lines of Business

Budget Formulation and Execution LoB (Managing Partner ED) -

BFE LoB provides significant benefits to partner agencies by encouraging best practices crossing all aspects of federal budgeting – from budget formulation and execution to performance to human capital and staffing needs.

To benefit all agencies, BFE LoB, in conjunction with Department of the Treasury as the system owner, made available the first shared fee-for-service budget formulation system, the Budget Formulation and Execution Manager (BFEM). BFE LoB and Treasury are currently gathering requirements for a new Performance Measure Manager (PMM) module that will allow users to automate the definition, collection, and reporting of all types of performance measures. The PMM will be available in 2008. As agencies adopt standardized tools, the data submitted to OMB will be of a higher quality and OMB's ability to share data with these agencies will be improved.

In addition, BFE LoB created a secure government-only collaboration website, known as the “MAX Federal Community.” This provides a significant benefit for collaboration across and within agencies. It is used within the budget community, and has been expanded to serve other related communities, such as Grants, Financial Management, Performance, and Planning. All OMB staff users are registered and eligible to take advantage of the MAX Federal Community. OMB staff are actively using the MAX Federal Community for knowledge management, sharing information, collaboratively drafting documents, supporting workgroups, and much more, both within OMB and with other agencies.

BFE LoB Data Collection and Tracking activities have significantly improved OMB's ability to support the federal government's information collection needs. The collection of the 19,000 Earmarks baseline just 6 weeks after the President's State of the Union announcement demonstrated the potential for web-based technologies to produce results. The BFE LoB is piloting an agile development framework that builds upon a library of existing software. This framework leverages OMB's MAX infrastructure to provide simple workflow processes, business rule validation, and agency/bureau/account relationships.

The BFE LoB Budget Execution and Financial Management Integration Workgroup have defined a broad scope of projects that will benefit OMB's participation in the budgeting and financial management communities, including: streamlining and clarifying budget execution and financial management processes, and improving data flows and reporting.

Securities and Exchange Commission

The E-Government initiatives serve citizens, businesses, and Federal employees by delivering high quality services more efficiently at a lower price. Instead of expensive “stove-piped” operations, agencies work together to develop common solutions which achieve mission requirements at reduced cost, thereby making resources available for higher priority needs.

The Securities and Exchange Commission (SEC) is providing funding in FY 2008 to the following E-Government Initiative:

Lines of Business (LoB)

- Budget Formulation and Execution LoB

Benefits realized through the use of this initiative are as follows:

Lines of Business

Budget Formulation and Execution LoB (Managing Partner ED) -

BFE LoB provides significant benefits to partner agencies by encouraging best practices crossing all aspects of federal budgeting – from budget formulation and execution to performance to human capital and staffing needs.

To benefit all agencies, BFE LoB, in conjunction with Department of the Treasury as the system owner, made available the first shared fee-for-service budget formulation system, the Budget Formulation and Execution Manager (BFEM). BFE LoB and Treasury are currently gathering requirements for a new Performance Measure Manager (PMM) module that will allow users to automate the definition, collection, and reporting of all types of performance measures. The PMM will be available in 2008. While SEC has a budget system, SEC may benefit from other system modules. The BFEM system is an option for SEC and any SEC component that is in need of a budget formulation or performance measurement system.

To help agencies assess their budget systems requirements, BFE LoB created a decision matrix. SEC will benefit from using this matrix to discuss potential automation gaps in their current system. In 2008, BFE LoB will further benefit agencies by evaluating known budget systems against the decision matrix and making that information available so each agency can avoid the cost of performing that step individually. The SEC budget system will be evaluated, so SEC can easily compare their current systems with others.

In addition, BFE LoB created a secure government-only collaboration website, known as the “MAX Federal Community.” This provides a significant benefit for collaboration across and within agencies. It is used within the budget community, and has been expanded to serve other related communities, such as Grants, Financial Management, Performance, and Planning. SEC currently has 23 users that are registered and eligible to take advantage of the MAX Federal Community. The Community site is commonly used for sharing information, collaboratively drafting documents, supporting workgroups, and much more.

Attachment A E-Gov Initiative Web Screenshots

GovBenefits.gov – Managing Partner DoL



The screenshot shows the GovBenefits.gov homepage. At the top left is the logo "GOV Benefits.gov Your Benefits Connection®". To the right is a search bar labeled "Search Benefits" with a "GO" button and a "(Search Tips)" link. Below the logo is a navigation menu with "Home", "Benefits", "About Us", and "Help". Underneath is a secondary menu with "Community Advocates" and "News". The main banner features a family photo on the left and a text box on the right that says "Welcome to GovBenefits.gov! Take the first step to find programs that meet your needs." with a "Start Here" button. Below the banner is a paragraph: "GovBenefits.gov is the official benefits website of the U.S. government, with information on over 1,000 benefit and assistance programs." To the right is a "Benefits Quick Search" section with a list of categories: Awards, Child care/Child support, Counsel/Counseling, Disability assistance, Disaster relief, Education/Training, and Financial assistance. At the bottom left are links for "Privacy & Terms of Use" and "Contact Us". At the bottom right are logos for "GovLoans.gov", "USA.gov", "E-GOV", and a building icon.

GovLoans.gov – Managing Partner ED



The screenshot shows the GovLoans.gov homepage. At the top left is the logo "GovLoans.gov Find the Right Loan for You®". To the right is a search bar labeled "Search Loans" with a "GO" button and a "(Search Tips)" link. Below the logo is a navigation menu with "Home", "Loans", "About Us", and "Help". Underneath is a secondary menu with "News". The main banner features a family photo on the left and a text box on the right that says "For All Finding" followed by a box containing the text "For all U.S. residents. FREE. Finding the right loan for you is easy at GovLoans.gov". Below the banner is a paragraph: "Welcome to GovLoans.gov, your source for locating the loans you need." To the right is a "Loan Quick Search" section with a list of categories: All Loans, Agriculture, Business, Disaster Relief, Education, Housing, and Veteran. At the bottom left are links for "Privacy & Terms of Use" and "Contact Us". At the bottom right are logos for "Benefits.gov", "USA.gov", "E-GOV", and a building icon.

Attachment A E-Gov Initiative Web Screenshots

Internal Revenue Services (IRS) Free File – Managing Partner Treasury



Internal Revenue Service
United States Department of the Treasury

[Home](#) | [Contact IRS](#) | [About IRS](#) | [Site Map](#) | [Español](#) | [Help](#)

[Advanced Search](#) [Search Tips](#)

INDIVIDUALS
BUSINESSES
CHARITIES & NON-PROFITS
GOVERNMENT ENTITIES
TAX PROFESSIONALS
RETIREMENT PLANS COMMUNITY
TAX EXEMPT BOND COMMUNITY

IRS Resources

- [Compliance & Enforcement](#)
- [Contact My Local Office](#)
- [e-file](#)
- [Forms and Publications](#)
- [Frequently Asked Questions](#)
- [News](#)
- [Taxpayer Advocacy](#)
- [Where To File](#)

Free File Home - Your Link to Free Online Filing



Free File has come to an end for this year. Please check back with us in mid-January 2007.

About Free File...

A few points are worth noting. For instance:

- Free File is a free service offered by companies for taxpayers with an Adjusted Gross Income (AGI) of \$50,000 or less.
- Carefully review the free offer descriptions before starting your return. Individual company offers may be limited to specific states and income levels. Additional fees may apply for state tax return preparation services.
- Each company has a description of their eligibility criteria for preparing and e-filing your federal tax return for free.
- When choosing a company, be sure to link to the company's web site through IRS.gov. By going directly to a company's web site, you may not get the free service.
- You are under no obligation to buy any products or services.
- Telephone filing (Telefile) is no longer available. Many taxpayers who used this telephone service in the past may qualify to use Free File.

Recreation One-Stop – Managing Partner DoI



Recreation.gov

[Advanced Search](#)

Find Recreation Activities

- [Auto Touring](#)
- [Biking](#)
- [Boating](#)
- [Camping](#)
- [Climbing](#)
- [Historic/Cultural Sites](#)
- [Educational Programs](#)
- [Fishing](#)
- [Fish Hatcheries](#)
- [Hiking](#)
- [Horseback Riding](#)
- [Hunting](#)
- [Lodging](#)
- [Off-Highway Vehicle Access](#)
- [Recreational Vehicles](#)
- [Museum/Visitors Centers](#)
- [Water Sports](#)
- [Wildlife Viewing](#)
- [Winter Sports](#)



Find Recreation Areas:

Click on any state on the map to the left to get a listing of Recreation Areas for your selected state or use the drop-down list below to select areas.

Alabama

- [Share Recreation Data](#)
- [State Tourism Sites](#)
- [Reservations](#)
- [Preserve America](#)
- [National Recreation Trails](#)
- [National Scenic Byways](#)
- [Federal Recreation Passes](#)
- [Photo Contest](#)

A - Z Index of Recreation Sites

- [About Recreation.gov](#)
- [Lewis and Clark Bicentennial](#)

Weather Advisories

Get real-time weather advisories and updates for your selected recreation area.

Recreation FAQ's

Look for facts and answers to your questions about Recreation.gov, the Recreation One Stop Initiative and other general recreation questions you may have at our FAQ page.

Attachment A E-Gov Initiative Web Screenshots

USA Services – Managing Partner GSA



Home

We Help Your Agency Respond to Citizens



Programs:

- [Advocates](#)
- [CSLIC](#)
- [FirstContact](#)
- [Misdirects](#)

Tools:

- [Cost Calculator](#)
- [FirstContact Tool Kit](#)

Partners:

- [Agency Partners](#)
- [Solutions Partners](#)

▪ [About Us](#)

▪ [Awards](#)

▪ [Events](#)

▪ [FAQ](#)

▪ [Library](#)

▪ [Media Room](#)

▪ [Research](#)

Related Links:

- [PlainLanguage.gov](#)
- [WebContent.gov](#)

Through partnership agreements with other [E-Gov Initiatives](#) and agencies, we provide a variety of services to help agencies improve customer service. Read our [Six-Step Strategy](#) for improving contact center service to citizens.

Government Wide Assessment of Citizen Service Activities Survey

We are conducting a survey to learn how and where people interact with the Federal Government and how to support agencies who may want assistance in improving their customer service functions.

[Learn about the Government-Wide Assessment.](#)

FirstContact: Contact Center Solutions

General Services Administration's innovative contract vehicle for quickly establishing or enhancing your contact center capabilities.

[Learn more about how FirstContact can help your agency](#)

USA.gov– Managing Partner GSA



Home About Us Site Index Frequent Questions Help Español Other Languages

for Citizens for Businesses and Nonprofits for Federal Employees Government-to-Government for Visitors to the U.S.

Citizens: Get It Done Online!

- Shop Government Auctions
- Apply for Government Jobs
- Contact Elected Officials
- Get or Renew a Passport
- Renew Your Driver's License
- E-file Your Taxes

[100 More Online Services](#)

Government Information by Topic

- **Benefits and Grants**
Loans, money, funding, financial aid...
- **Consumer Guides**
Identity theft, fraud, scams, recalls, consumer credit, debt...
- **Defense and International**
Military, international affairs, trade, embassies, visas, immigration...
- **Environment, Energy, and Agriculture**
Farms, food production, natural resources, conservation, weather...
- **Family, Home, and Community**
Housing, human services, community development...
- **Health and Nutrition**
Medical, health care, insurance, diet, fitness, public health...
- **History, Arts, and Culture**
Museums, libraries, genealogy, ethnic traditions...
- **Jobs and Education**
Employment, career, workplace, labor, school, students, teachers...
- **Money and Taxes**
Unclaimed government money, credit, saving, retirement...
- **Public Safety and Law**
Crime, prison, law enforcement, disasters, emergencies...
- **Reference and General Government**
Libraries, forms, government news, laws, photos, maps, research...
- **Science and Technology**
Space, biology, internet security, media, phone, radio, patents...
- **Travel and Recreation**
Transportation, air, train, international, tourism...
- **Voting and Elections**
Voter registration, contact elected officials...

New Feature: Web Chat
Chat With Government
Live personal assistance now available weekdays from noon until 6:00 PM Eastern Time.

News and Features

- Introducing USA.gov
- New Tax Brackets for All Taxpayers
- Government May Owe You Money
- Meet the New Governors
- Presidential \$1 Coins
- Learn About the U.S.
- Identity Theft Information
- News and Media
- Past News and Features

By Audience

- Kids
- Parents
- Seniors
- Military and Veterans
- Español
- Americans Abroad
- More Audiences

Free E-mail Updates

[Sign Up by Topic](#)

Attachment A E-Gov Initiative Web Screenshots

Consolidated Health Informatics – Managing Partner HHS

HHS.gov Improving the health, safety and well-being of America

Health Information Technology

HIT Home

- American Health Information Community
- AHIC Workgroups
- Office of the National Coordinator (ONC)
- Health IT Certification
- Data & Technical Standards
- Nationwide Health Information Network
- Use Cases
- Privacy & Security
- Initiatives
- Contracts
- News Room
- Frequent Questions
- Acronyms

Health Information Technology Home

Health Information Technology
Health information technology (Health IT) allows comprehensive management of medical information and its secure exchange between health care consumers and providers. Broad use of health IT will:

- Improve health care quality;
- Prevent medical errors;
- Reduce health care costs;
- Increase administrative efficiencies;
- Decrease paperwork; and
- Expand access to affordable care.

Interoperable health IT will improve individual patient care, but it will also bring many public health benefits including:

- Early detection of infectious disease outbreaks around the country;
- Improved tracking of chronic disease management; and
- Evaluation of health care based on value enabled by the collection of de-identified price and quality information that can be compared.

Making Health Information Technology Personal
Health information technologies can be tools that help individuals maintain their health through better management of their health information. Health IT will help consumers gather all of their health information in one place so they can thoroughly understand it and share it securely with their health care providers so they get the care that best fits their individual needs.

Health IT can help to improve public health one individual at a time by building partnerships between health care consumers and providers across the country.

Secretary Leavitt's Blog
Sec. Leavitt blogs about e-prescriptions. [November 16th, 2007](#)

Secretary Discusses 131 AHIC Meeting
[View archived webcast](#)

Accomplishments Report
HHS issues a report: [The HHS Health Information Technology Initiative Major Accomplishments \[pdf\]](#).

4th NHIN Forum: Dec. 11 - 12, 2007

Now Underway for the AHIC Transition
[AHIC Transition to a Public-Private Partnership](#)
[Notice of Funding Availability \(No has been Published\)](#)

Upcoming Events
The 2nd Annual Nursing Informatics Symposium

Business Gateway - Managing Partner SBA

Business.GOV
THE OFFICIAL BUSINESS LINK TO THE U.S. GOVERNMENT

About Us | Press | Content Partnership | Site Map

HOME | SMALL BUSINESS GUIDES | STATE & LOCAL INFO | GOVERNMENT FORMS | FREQUENT QUESTIONS | CONTACTS & HELP

Small Business Guides

Business Topics

- Start and Manage a Business
- Advertising and Marketing
- Business Law
- Data and Statistics
- E-Commerce
- Emergency and Disaster Planning
- Employment and HR
- Environmental Compliance
- Finance
- Franchises and Opportunities
- Government Contracting
- Import/Export
- Licenses and Permits
- Occupational Safety and Health
- Privacy and Security
- Taxes

Resources For ...

- Home-Based Businesses
- Specific Industries
- Minority-Owned Businesses
- Hon-Profits
- Self-Employed
- Veteran-Owned Businesses
- Woman-Owned Businesses

How Do I ...? What's New | Events | Deadlines

Info on Popular Business Topics

- Find [Small Business Grants and Loans](#)
- Choose a [Business Name \(DBA/Fictitious Name\)](#)
- Start a [Home-Based Business](#)
- Obtain [Tax Information and Forms](#)
- Get Started in [Government Contracting](#)
- Learn [Ten Steps to Hiring a New Employee](#)

Small Business Guides
Knowledge You Can Use

Choosing a Business Structure

When beginning a business, you must decide what form of business entity to establish. Your form of business determines the amount of regulatory paperwork you have to file, your personal liability regarding investments into your business, and the taxes you have to pay.

[Read Full Article >>](#)

Market Research Guide

To run a successful business, you need to learn all about your existing and potential customers, your competitors, and the economic conditions of your marketplace. This guide provides information on how to use government data and statistics to help you make informed decisions about starting, growing and managing your business.

[Read Full Article >>](#)

Key Contacts

Federal Agency Contacts
Talk to a real person about federal laws and regulations

Small Business Ombudsman
Report unfair and excessive regulatory enforcement

SBA Spotlight
Highlights of SBA Programs & Services

Small Business Planner
Learn how to manage your business from start to finish

Free Online Training
SBA offers over 25 free online courses

Online Business Chat
Experts answer questions on a variety of topics

Attachment A

E-Gov Initiative Web Screenshots

E-Rulemaking – Managing Partner EPA

January 08, 2008



What Is on This Site

How to Use This Site

Site Features

Links of Interest

SEARCH

Search all documents by entering a keyword, phrase, identification number, or other term.

COMMENT OR SUBMISSION

Enter a keyword, phrase, or other term to find documents accepting comments or to file a submission.

MORE SEARCH OPTIONS

Need more help finding what you're looking for? Click 'Go' for more search options. [Go >>](#)

Looking for our old searches? [Advanced Docket Search click here.](#) [Advanced Document Search click here.](#)

About Regulations.gov




Regulations.gov is your one-stop Web site to find, view, and comment on Federal regulations and other Federal actions. [Learn more >>](#)

What's New?



Regulations.gov now features full text search, the ability to narrow search results, and an RSS feed! [Learn more >>](#)

Feature Highlight



Sign up for a daily RSS feed for regulations and other actions that are posted daily to Regulations.gov. [Learn more >>](#)

Change Text Size [A](#) [A](#) [a](#)

[Privacy and Use Notice](#) | [Contact Us](#) | [Glossary](#) | [FAQ](#) 

[Business.gov](#) [E-GOV](#) [USA.gov](#)

Federal Asset Sales – Managing Partner GSA

[Home](#) | [Contact Us](#) | [Frequent Questions](#)



[Home](#) [Houses](#) [Buildings and Land](#) [Farms](#) [Vehicles and Parks](#) [Aviation and Marine](#) [Computers](#) [Electronics](#) [Communications](#) [Office](#) [Medical and Dental](#) [Industrial](#) [Clothing and Personal](#)

[Household Goods](#) [Jewelry and Collectibles](#) [Sporting Goods](#) [Books and Music](#) [More](#)

Get Started by selecting a tab at the top of the page!



[About Us](#) | [Website Policies](#) | [Privacy](#) | [Accessibility](#)



GovSales.gov is part of the Federal Asset Sales Presidential e-Government initiative. [Click here for more information: Federal Asset Sales.](#)
U.S. General Services Administration
1800 F Street, NW, Washington, DC 20405



Attachment A E-Gov Initiative Web Screenshots

International Trade Process Streamlining – Managing Partner DoC

Disaster Management – Managing Partner DHS

Attachment A E-Gov Initiative Web Screenshots

Geospatial One-Stop – Managing Partner DoI

geodata.gov
U.S. MAPS & DATA

Your One Stop for Federal, State & Local Geographic Data

Home Search Maps Marketplace Communities Statistics Help Center

Communities Help -

Hurricanes
 • General Information
 • Hurricanes in 2005
 • Hurricanes in 2006

Special Interest
 • Fire Mapping
 • GIS for the Nation
 • Geographic Names
 • Homeland Security
 • Indian Ocean Disaster
 • Lewis and Clark
 • Recreation
 • The National Atlas
 • The National Map

Data Categories
 • Administrative Boundaries
 • Agriculture
 • Atmosphere
 • Biology
 • Business
 • Cadastral
 • Demographic
 • Elevation
 • Environment
 • Facilities

Search geodata.gov Help -

What: (e.g. River) Where: (e.g. Harrison, NY)

Show Advanced Search Options

The National Map Help -

The National Map
 What's New? Map Gallery Key Resources Discussion Library

New Data and Services from the National Geospatial Program Office

High Resolution Imagery in Coastal Zones!

This suite of data discovery and dissemination services provides the capability for viewing and access to data for a large volume of the best available high-resolution imagery in a seamless format with a focus on Coastal Areas prone to Hurricanes. High resolution current imagery is now available for these coastal areas and can be accessed in a number of services, and can be used in combination with other data from *The National Map*. The Hazards Data Distribution System is designed to provide dedicated services in support of Disasters.

You can use the Imagery as an OGC Web Map Service (WMS) in your OGC compliant client through <http://1q.usgs.gov/cgi-bin/mu/wms.exe?SERVICE=WMS&REQUEST=getcapabilities>

Quick Start Help -

Welcome to geodata.gov

Your One Stop for Finding and Using Geographic Data

geodata.gov will help you:

- Find Data or Map Services
- Make a Map
- Browse Community Information
- Cooperate on Data Acquisitions

Save searches, maps, and your favorite geography to re-use later. A simple registration process opens up these personalization options.

We invite you to explore ... or check out our [Quick Start Guide](#) to learn more about using the main features of geodata.gov.

Grants.gov – Managing Partner HHS

GRANTS.GOV™

Contact Us SiteMap Help

FOR APPLICANTS

About Federal Grants
 Get Registered
 Find Grant Opportunities
 Apply for Grants
 Track My Application
 Applicant Help

ABOUT GRANTS.GOV

FOR AGENCIES

RESOURCES

HELP

CONTACT US

SITE MAP

Click here to receive our Quarterly Succeed e-newsletter

Quick Links

- Grant Search
- Grant Email Alerts
- Get Registered
- Applicant Login
- E-Biz POC Login
- Agency Login

Find. Apply. Succeed.

Grants.gov is THE single access point for over 1,000 grant programs offered by all Federal grant making agencies. The U.S. Department of Health and Human Services is proud to be the managing partner for Grants.gov, an initiative that is having an unparalleled impact on the grant community. Grants.gov allows organizations to electronically find and apply for more than \$400 billion in Federal grants.

October 31, 2006 Marks the Anniversary of...

- IBM Mac Viewer Status
- Grants.gov Wins Award from The Center for Digital Government
- Upcoming Meetings and Events

New Opportunities This Week

Grants.gov Stakeholder Meeting October 25th

Attachment A

E-Gov Initiative Web Screenshots

SAFECOM – Managing Partner DHS

The screenshot shows the SAFECOM website homepage. At the top left is the Homeland Security logo. The main header features the SAFECOM logo with the tagline "Assuring a safer America through effective public safety communications". A navigation bar includes links for "Privacy Policy", "Section 508", "Downloads", and "Contact Us". Below the header is a banner image of a helicopter on water. The main content area is divided into three columns:

- Left Column:** A "Find It Fast" search box with a "Select A Topic" dropdown and a "GO" button. Below it is a "Search" box with an "Advanced Search" link and a list of navigation items: About SAFECOM, Interoperability, Grant Guidance, Events, Press Room, Library, Related Links, Tools, and Baseline.
- Center Column:** A "Welcome To SAFECOM" heading followed by a message: "The SAFECOM Interoperability Baseline Survey has closed after a 2-month administration period. Thanks for your interest in this effort, and we're sorry to have missed your input. Please check back for the final report in late Fall 2006." Below this is a paragraph describing SAFECOM's mission and a paragraph about its work with existing Federal communications initiatives.
- Right Column:** A "Highlights" sidebar listing several reports and guides, including "Interoperability Today Fall Edition 2006", "Guide to Standards and Technology", "SAFECOM Inaugural Industry Summit Report", "Final Report on the Regional Communications Interoperability Pilots", "General Guidance and Recommendations for Interoperability-Related Governance", "Enhancing Statewide Communications Interoperability SAFECOM Assessment and Recommendations on the Status of Governance in the State of Nevada", and "Statement of Requirements".

At the bottom of the center column, there is a paragraph: "This website provides members of the emergency response community and other constituents with information and resources to help them meet their communications and interoperability needs. It offers comprehensive information on topics relevant to emergency response communications and..."

E-Training – Managing Partner OPM

The screenshot shows the GoLearn.gov website login page. At the top left is the GoLearn logo. The navigation bar includes "Welcome", "Course Catalog", "Administration", and "Help Desk". Below the navigation bar are links for "Log On", "Welcome", and "About". The main content area is divided into two columns:

- Left Column:** A "Welcome" heading followed by a link: "Click here for a brief overview of the new GoLearn.gov". Below this is a "Welcome to the New GoLearn.gov Learning Center!" heading and a paragraph describing the OPM GoLearn Program's investment in a significant upgrade of the Learning Management system formerly housed on USALearning.gov. The paragraph mentions the objective of bringing government clients a more robust system with greater reporting functionality and an increased variety of courses and learning tools. It also mentions that the new GoLearn.gov solution can provide a customized learning environment for your organization. At the end of the paragraph is a link: "Contact us at GoLearn-info@opm.gov for details."
- Right Column:** A "Please Log On:" form with fields for "User Name:" and "Password:". Below the fields are two links: "I need to request an account" and "I forgot my password". At the bottom of the form is a "Log On >>" button.

Below the main content area, there is a section titled "GoLearn.gov will continue to provide clients (formerly using USALearning.gov) with Web-based learning and development courses, as well as many other products and services. In the coming weeks, clients will find course offerings from a wide variety of eLearning content vendors in addition to those currently offered."

Below that is a section titled "What's Available on GoLearn.gov?" followed by a bulleted list:

- For all active users from USALearning.gov, your registration information and learning history has been migrated to the GoLearn.gov learning center.
- Any course library licenses purchased for USALearning.gov, will be honored on the new GoLearn.gov.
- Customized LMS domain for your agency: This will allow your agency to control user access, reporting, available content, and more on your own branded domain.

Attachment A E-Gov Initiative Web Screenshots

Integrated Acquisition Environment – Managing Partner GSA

The screenshot shows the ACQUISITION CENTRAL website. At the top, there is a navigation bar with the text "ACQUISITION CENTRAL" and a search box. Below the navigation bar, there is a sidebar on the left with the text "Integrated Acquisition Environment" and a list of "Acquisition Systems" including Central Contractor Registration (CCR), Excluded Parties List System (EPLS), Electronic Subcontracting Reporting System (eSRS), Federal Business Opportunities (FBO), Federal Agency Registration (FedReg), Federal Technical Data Solutions (FedTeDS), Federal Procurement Data System-Next Generation (FPDS-NG), and Financial Management Service (FMS) Treasury Offset Program (TOP). The main content area features a "Welcome to ACQUISITION CENTRAL" message and a section for "Emergency Contracting Information" with links to Hurricane Contracting Information Center (HCIC), Hurricane Recovery, GSA Emergency Response, and Emergency Response and Recovery Contracting Community. On the right side, there is a vertical list of links including Federal Acquisition Regulation (FAR), Acquisition Advisory Panel (SARA Panel), Acquisition Center of Excellence (ACE) for Services, Agency Supplemental Regs, Civilian Agency Acquisition Council (CAAC), Code of Federal Regulations, Federal Register, General Services Acquisition Manual (GSAM), and IDA Ustad Award.

Recruitment One-Stop – Managing Partner OPM

The screenshot shows the USAJOBS website. At the top, there is a red banner with the USAJOBS logo and the text "USAJOBS is the official job site of the United States Federal Government. It's your one-stop source for Federal jobs and employment information." Below the banner, there is a navigation bar with buttons for "Search Jobs", "My USAJOBS", "Info Center", "Veterans", "Forms", and "Employer Services". The main content area features a large image of a smiling man on a mobile phone. To the right of the image, there is a "NEW TO USAJOBS?" section with a link to "Your career in the U.S. Government starts here!". Below this, there are two large buttons: "SEARCH JOBS" with the text "Explore the 22,550 Federal jobs in the USAJOBS database." and "CREATE A RESUME" with the text "Create and store a resume for applying to Federal jobs." At the bottom, there is a section titled "What did you do at your job today?" with a link to "Discover an exciting job that makes an impact!". Below this, there are two featured job listings: "Project Manager" from the U.S. Small Business Administration (SBA) and "U.S. Patent and Trademark Office" from the USPTO.

Attachment A

E-Gov Initiative Web Screenshots

E-Gov Travel – Managing Partner GSA

GSA U.S. General Services Administration

HOME BUILDINGS PRODUCTS SERVICES TECHNOLOGY POLICY ABOUT GSA

Home > Services > Travel > E-Gov Travel

E-Gov Travel

E-Gov Travel, one of the five [GSA-managed E-Government initiatives](#), was launched in response to the [President's Management Agenda's](#) mission to improve the internal efficiency and effectiveness of the federal government. E-Gov Travel is a collaborative, interagency program. Its purpose is to realize the cost-savings, and increased service associated with a common, automated, and integrated approach to managing the travel function of the federal government's civilian agencies.

There are thousands of civilian employees who travel for business every day. The common E-Gov Travel Service will replace more than 250 travel-booking practices at various agencies cutting travel management costs by an estimated 50 percent over the next 10 years.

E-Gov Travel Vision

To deliver a unified, simplified service that delivers a cost-effective travel experience, supports excellent management and results in superior customer satisfaction.

E-Gov Travel Goals

- Develop a governmentwide, web based, world-class travel management service.
- Establish a cost model that reduces or eliminates capital investment and minimizes total cost per transaction for the government.
- Create a policy environment based on the use of best travel management policies.

E-Gov Travel Benefits

Consolidation by offering a one-stop, self-serve site for all travel needs.

Accountability through simplified and enforceable travel policies across the government.

Cost savings through economies of scale with consolidation and aggregation; lowers the maintenance cost of software and hardware upgrade, reduces licensing fees and lowers contract management costs.

The shortcut for this page is www.gsa.gov/egovtravel.

[E-Gov Travel Brochure](#)

Last Reviewed 9/19/2007

E-Authentication – Managing Partner GSA



Today's Date is: 20-November-2007

 Search

Home Key Personnel Federation Applications Federation Links Library Newsroom

ANNOUNCEMENTS

Identity Management and Partnership Opportunities: December 6, 2007

If you are involved in identity management programs that serve the federal government and its support contractor community, plan to attend this discussion of current and emerging programs that reach well beyond HSPD-12 compliance. Learn about DOD initiatives to embed identity management into its force protection plans worldwide, and meet industry partners who are working to introduce technologies that enable identity-proofing for systems and facilities, and that can be used to streamline the eventual integration of physical and logical access. [For more information...](#)

Background on E-Authentication Solution and the US E-Authentication Identity Federation

Originally launched in 2002 as the E-Authentication Initiative and as part of the President's Management Agenda, the E-Authentication Solution assists Federal agencies in meeting two primary goals:

1. Mitigate the security and privacy risks associated with electronic government by allowing government agencies to develop trust relationships with their respective user communities through the use of electronic identity credentials (e.g., PKI certificates; user IDs/passwords) issued by other agencies and commercial organizations.
2. Control costs associated with authenticating the identity of a large number of end users by eliminating the need for each agency to create and maintain a separate credentialing...

US E-AUTH IDENTITY FEDERATION

- Membership Documents
- Technical Architecture
- Membership List
- E-Authentication Portal
- Interoperability Testing
- Approved Product Vendors

POLICY

- Guidance for Federal Agencies
- NIST Special Publication 800-63
- X.509 CP for E-Governance CA's

RESOURCES & TOOLS

- e-RA
- Credential Assessment Suite
- Prepare Credential Assessment

WHAT'S NEW?

- July 2007 Issue of Fed News

Attachment B

FY08 Agency Funding for E-Gov and LoB Initiatives by Agency

Agency	Initiative	FY08 Agency Contributions (Includes In-Kind)
Corporation for National Community Service	Grants.gov	\$133,900
	Grants Management LoB	\$28,460
	CNCS Total	\$162,360
Department of Agriculture	Recreation One-Stop	\$50,000
	Disaster Assist Improvement Plan	\$696,866
	E-Rulemaking	\$735,000
	Business Gateway	\$435,000
	Grants.gov	\$1,105,885
	E-Travel	\$670,112
	Integrated Acquisition Environment	\$397,023
	IAE-Loans and Grants	\$785,570
	Financial Management LoB	\$75,000
	Human Resources Management LoB	\$260,870
	Grants Management LoB	\$112,833
	Geospatial LoB	\$105,060
	Budget Formulation and Execution LoB	\$85,000
IT Infrastructure LoB	\$160,000	
	USDA Total	\$5,674,219

Attachment B

FY08 Agency Funding for E-Gov and LoB Initiatives by Agency

Agency	Initiative	FY08 Agency Contributions (Includes In-Kind)
Department of Commerce	Disaster Assist Improvement Plan	\$74,811
	E-Rulemaking	\$735,000
	International Trade Process Streamlining	\$750,000
	Business Gateway	\$88,000
	Grants.gov	\$536,187
	E-Travel	\$389,438
	Integrated Acquisition Environment	\$201,023
	IAE-Loans and Grants	\$189,973
	Financial Management LoB	\$44,444
	Human Resources Management LoB	\$130,435
	Grants Management LoB	\$59,316
	Geospatial LoB	\$166,860
	Budget Formulation and Execution LoB	\$75,000
	IT Infrastructure LoB	\$20,000
	DoC Total	\$3,460,487
Department of Defense	Disaster Assist Improvement Plan	\$476,373
	E-Rulemaking	\$535,000
	Business Gateway	\$120,000
	Grants.gov	\$536,187
	Integrated Acquisition Environment	\$24,859,539
	IAE-Loans and Grants	\$189,973
	Financial Management LoB	\$142,857
	Human Resources Management LoB	\$260,870
	Grants Management LoB	\$59,316
	Federal Health Architecture LoB	\$1,861,174
	Geospatial LoB	\$43,260
	Budget Formulation and Execution LoB	\$85,000
	IT Infrastructure LoB	\$480,000
		DoD Total

Attachment B

FY08 Agency Funding for E-Gov and LoB Initiatives by Agency

Agency	Initiative	FY08 Agency Contributions (Includes In-Kind)
Department of Education	Disaster Assist Improvement Plan	\$476,373
	E-Rulemaking	\$135,000
	Business Gateway	\$88,000
	Grants.gov	\$1,105,885
	Integrated Acquisition Environment	\$63,951
	IAE-Loans and Grants	\$185,570
	Financial Management LoB	\$142,857
	Human Resources Management LoB	\$65,217
	Grants Management LoB	\$197,933
	Geospatial LoB	\$15,450
	Budget Formulation and Execution LoB	\$85,000
	IT Infrastructure LoB	\$20,000
	Education Total	
Department of Energy	Disaster Assist Improvement Plan	\$476,373
	E-Rulemaking	\$241,000
	Business Gateway	\$44,000
	Grants.gov	\$536,187
	Integrated Acquisition Environment	\$2,304,296
	IAE-Loans and Grants	\$189,973
	Financial Management LoB	\$75,000
	Human Resources Management LoB	\$65,217
	Grants Management LoB	\$59,316
	Geospatial LoB	\$43,260
	Budget Formulation and Execution LoB	\$85,000
	IT Infrastructure LoB	\$160,000
	DoE Total	

Attachment B

FY08 Agency Funding for E-Gov and LoB Initiatives by Agency

Agency	Initiative	FY08 Agency Contributions (Includes In-Kind)
Department of Health and Human Services	Disaster Assist Improvement Plan	\$696,866
	E-Rulemaking	\$735,000
	Business Gateway	\$435,000
	Grants.gov	\$1,957,000
	E-Vital	\$90,000
	E-Travel	\$364,238
	Integrated Acquisition Environment	\$1,372,601
	IAE-Loans and Grants	\$328,388
	Financial Management LoB	\$142,857
	Human Resources Management LoB	\$130,435
	Grants Management LoB	\$197,933
	Federal Health Architecture LoB	\$3,521,565
	Geospatial LoB	\$63,860
	Budget Formulation and Execution LoB	\$85,000
	IT Infrastructure LoB	\$80,000
	HHS Total	\$10,200,743

Attachment B

FY08 Agency Funding for E-Gov and LoB Initiatives by Agency

Agency	Initiative	FY08 Agency Contributions (Includes In-Kind)
Department of Homeland Security	Disaster Assist Improvement Plan	\$204,160
	E-Rulemaking	\$735,000
	Business Gateway	\$435,000
	Disaster Management	\$12,270,000
	SAFECOM	\$18,181,262
	Grants.gov	\$536,187
	E-Travel	\$661,101
	Integrated Acquisition Environment	\$1,732,570
	IAE-Loans and Grants	\$189,973
	Financial Management LoB	\$142,857
	Human Resources Management LoB	\$260,870
	Grants Management LoB	\$59,316
	Geospatial LoB	\$63,860
	Budget Formulation and Execution LoB	\$85,000
	IT Infrastructure LoB	\$160,000
Information Systems Security LoB	\$2,000,000	
	DHS Total	\$37,717,156
Department of Housing and Urban Development	Disaster Assist Improvement Plan	\$476,373
	E-Rulemaking	\$241,000
	Business Gateway	\$120,000
	Grants.gov	\$1,105,885
	Integrated Acquisition Environment	\$53,402
	IAE-Loans and Grants	\$285,570
	Financial Management LoB	\$142,857
	Human Resources Management LoB	\$65,217
	Grants Management LoB	\$112,833
	Geospatial LoB	\$36,050
	IT Infrastructure LoB	\$20,000
	HUD Total	\$2,659,187

Attachment B

FY08 Agency Funding for E-Gov and LoB Initiatives by Agency

Agency	Initiative	FY08 Agency Contributions (Includes In-Kind)
Department of Justice	Disaster Assist Improvement Plan	\$74,811
	E-Rulemaking	\$241,000
	Business Gateway	\$120,000
	Grants.gov	\$536,187
	E-Travel	\$700,721
	Integrated Acquisition Environment	\$433,370
	IAE-Loans and Grants	\$89,973
	Financial Management LoB	\$75,000
	Human Resources Management LoB	\$260,870
	Grants Management LoB	\$59,316
	Case Management LoB	\$200,000
	Geospatial LoB	\$63,860
	Budget Formulation and Execution LoB	\$85,000
	IT Infrastructure LoB	\$160,000
	DoJ Total	\$3,100,108

Attachment B

FY08 Agency Funding for E-Gov and LoB Initiatives by Agency

Agency	Initiative	FY08 Agency Contributions (Includes In-Kind)
Department of Labor	Disaster Assist Improvement Plan	\$1,169,209
	E-Rulemaking	\$535,000
	Business Gateway	\$435,000
	Grants.gov	\$536,187
	Integrated Acquisition Environment	\$164,934
	IAE-Loans and Grants	\$89,973
	Financial Management LoB	\$75,000
	Human Resources Management LoB	\$65,217
	Grants Management LoB	\$112,833
	Geospatial LoB	\$15,450
	Budget Formulation and Execution LoB	\$85,000
	IT Infrastructure LoB	\$20,000
	DoL Total	\$3,303,803
Department of State	Disaster Assist Improvement Plan	\$204,160
	E-Rulemaking	\$135,000
	Business Gateway	\$88,000
	Grants.gov	\$133,900
	E-Travel	\$400,000
	Integrated Acquisition Environment	\$578,486
	IAE-Loans and Grants	\$22,469
	Financial Management LoB	\$75,000
	Human Resources Management LoB	\$65,217
	Grants Management LoB	\$28,460
	Geospatial LoB	\$36,050
	Budget Formulation and Execution LoB	\$85,000
	IT Infrastructure LoB	\$80,000
State Total	\$1,931,742	

Attachment B

FY08 Agency Funding for E-Gov and LoB Initiatives by Agency

Agency	Initiative	FY08 Agency Contributions (Includes In-Kind)
Department of the Interior	Recreation One-Stop	\$200,000
	Disaster Assist Improvement Plan	\$204,160
	E-Rulemaking	\$535,000
	Business Gateway	\$88,000
	Geospatial One-Stop	\$1,935,000
	Grants.gov	\$536,187
	EHRI	\$30,000
	E-Travel	\$392,816
	Integrated Acquisition Environment	\$479,567
	IAE-Loans and Grants	\$189,973
	Financial Management LoB	\$75,000
	Human Resources Management LoB	\$130,435
	Grants Management LoB	\$59,316
	Geospatial LoB	\$383,160
	Budget Formulation and Execution LoB	\$85,000
	IT Infrastructure LoB	\$80,000
	Dol Total	\$5,403,614
Department of the Treasury	IRS Free File	\$70,000
	Disaster Assist Improvement Plan	\$476,373
	E-Rulemaking	\$535,000
	Business Gateway	\$435,000
	Grants.gov	\$77,250
	Integrated Acquisition Environment	\$355,918
	IAE-Loans and Grants	\$112,963
	Financial Management LoB	\$75,000
	Human Resources Management LoB	\$260,870
	Grants Management LoB	\$28,460
	Geospatial LoB	\$15,450
	Budget Formulation and Execution LoB	\$85,000
	IT Infrastructure LoB	\$160,000
		Treasury Total

Attachment B

FY08 Agency Funding for E-Gov and LoB Initiatives by Agency

Agency	Initiative	FY08 Agency Contributions (Includes In-Kind)
Department of Transportation	Disaster Assist Improvement Plan	\$74,811
	E-Rulemaking	\$735,000
	Business Gateway	\$435,000
	Grants.gov	\$1,105,885
	Integrated Acquisition Environment	\$142,290
	IAE-Loans and Grants	\$285,570
	Financial Management LoB	\$142,857
	Human Resources Management LoB	\$130,435
	Grants Management LoB	\$112,833
	Geospatial LoB	\$63,860
	Budget Formulation and Execution LoB	\$85,000
	IT Infrastructure LoB	\$20,000
	DoT Total	\$3,333,541
Department of Veterans Affairs	Disaster Assist Improvement Plan	\$476,373
	E-Rulemaking	\$135,000
	Business Gateway	\$120,000
	Grants.gov	\$133,900
	E-Travel	\$399,296
	Integrated Acquisition Environment	\$1,560,866
	IAE-Loans and Grants	\$122,469
	Financial Management LoB	\$142,857
	Human Resources Management LoB	\$260,870
	Grants Management LoB	\$28,460
	Federal Health Architecture LoB	\$1,861,174
	Geospatial LoB	\$15,450
	Budget Formulation and Execution LoB	\$85,000
	IT Infrastructure LoB	\$80,000
	VA Total	\$5,421,715

Attachment B

FY08 Agency Funding for E-Gov and LoB Initiatives by Agency

Agency	Initiative	FY08 Agency Contributions (Includes In-Kind)
Environmental Protection Agency	E-Rulemaking	\$535,000
	Business Gateway	\$120,000
	Grants.gov	\$536,187
	Integrated Acquisition Environment	\$127,278
	IAE-Loans and Grants	\$89,973
	Financial Management LoB	\$44,444
	Human Resources Management LoB	\$65,217
	Grants Management LoB	\$59,316
	Geospatial LoB	\$43,260
	IT Infrastructure LoB	\$20,000
	EPA Total	\$1,640,675
General Services Administration	USA Services	\$8,165,437
	E-Rulemaking	\$241,000
	Federal Asset Sales	\$2,071,000
	Business Gateway	\$438,400
	Integrated Acquisition Environment	\$3,548,929
	Financial Management LoB	\$44,444
	Human Resources Management LoB	\$65,217
	Geospatial LoB	\$36,050
	Budget Formulation and Execution LoB	\$85,000
	IT Infrastructure LoB	\$4,020,000
	GSA Total	\$18,715,477
Institute of Museum and Library Services	Grants.gov	\$133,900
	Grants Management LoB	\$28,460
	IMLS Total	\$162,360

Attachment B

FY08 Agency Funding for E-Gov and LoB Initiatives by Agency

Agency	Initiative	FY08 Agency Contributions (Includes In-Kind)
National Aeronautics and Space Administration	E-Rulemaking	\$241,000
	Business Gateway	\$44,000
	Grants.gov	\$536,187
	Integrated Acquisition Environment	\$1,266,334
	IAE-Loans and Grants	\$89,973
	Financial Management LoB	\$75,000
	Human Resources Management LoB	\$65,217
	Grants Management LoB	\$59,316
	Geospatial LoB	\$15,450
	Budget Formulation and Execution LoB	\$85,000
	IT Infrastructure LoB	\$80,000
		NASA Total
National Archives and Records Administration	IAE-Loans and Grants	\$12,963
	Grants Management LoB	\$28,460
	Geospatial LoB	\$15,450
		NARA Total
National Endowment for the Arts	Grants.gov	\$133,900
	Grants Management LoB	\$28,460
		NEA Total
National Endowment for the Humanities	Grants.gov	\$133,900
	Grants Management LoB	\$28,460
		NEH Total

Attachment B

FY08 Agency Funding for E-Gov and LoB Initiatives by Agency

Agency	Initiative	FY08 Agency Contributions (Includes In-Kind)
National Science Foundation	E-Rulemaking	\$135,000
	Business Gateway	\$22,000
	Grants.gov	\$536,187
	Integrated Acquisition Environment	\$12,961
	IAE-Loans and Grants	\$89,973
	Financial Management LoB	\$44,444
	Human Resources Management LoB	\$65,217
	Grants Management LoB	\$174,360
	Geospatial LoB	\$15,450
	Budget Formulation and Execution LoB	\$85,000
	IT Infrastructure LoB	\$20,000
		NSF Total
Nuclear Regulatory Commission	Integrated Acquisition Environment	\$5,483
	Financial Management LoB	\$44,444
		NRC Total
Office of Management and Budget	Budget Formulation and Execution LoB	\$85,000
		OMB Total
Office of Personnel Management	Disaster Assist Improvement Plan	\$476,373
	E-Rulemaking	\$135,000
	Business Gateway	\$44,000
	E-Training	\$170,000
	EHRI	\$5,991,000
	E-Payroll	\$341,000
	Integrated Acquisition Environment	\$12,155
	Financial Management LoB	\$44,444
	Human Resources Management LoB	\$1,416,217
	Budget Formulation and Execution LoB	\$85,000
	IT Infrastructure LoB	\$20,000
	OPM Total	\$8,735,189

Attachment B

FY08 Agency Funding for E-Gov and LoB Initiatives by Agency

Agency	Initiative	FY08 Agency Contributions (Includes In-Kind)
Other Commissions and Boards	IT Infrastructure LoB	\$20,000
	Other Total	\$20,000
Securities and Exchange Commission	Budget Formulation and Execution LoB	\$45,000
	SEC Total	\$45,000
Small Business Administration	Disaster Assist Improvement Plan	\$204,160
	E-Rulemaking	\$135,000
	Business Gateway	\$525,600
	Grants.gov	\$133,900
	Integrated Acquisition Environment	\$605,859
	IAE-Loans and Grants	\$2,222,469
	Financial Management LoB	\$44,444
	Grants Management LoB	\$28,460
	Geospatial LoB	\$15,450
	Budget Formulation and Execution LoB	\$45,000
	IT Infrastructure LoB	\$20,000
SBA Total	\$3,980,342	
Social Security Administration	Disaster Assist Improvement Plan	\$476,373
	E-Rulemaking	\$135,000
	Business Gateway	\$120,000
	Grants.gov	\$77,250
	Integrated Acquisition Environment	\$44,270
	IAE-Loans and Grants	\$12,963
	Financial Management LoB	\$44,444
	Human Resources Management LoB	\$130,435
	Grants Management LoB	\$28,460
	Geospatial LoB	\$15,450
	IT Infrastructure LoB	\$80,000
SSA Total	\$1,164,645	

Attachment B

FY08 Agency Funding for E-Gov and LoB Initiatives by Agency

Agency	Initiative	FY08 Agency Contributions (Includes In-Kind)
U.S. Agency for International Development	Grants.gov	\$536,187
	Integrated Acquisition Environment	\$83,568
	IAE-Loans and Grants	\$189,973
	Financial Management LoB	\$44,444
	Human Resources Management LoB	\$65,217
	Grants Management LoB	\$59,316
	Geospatial LoB	\$43,260
	Budget Formulation and Execution LoB	\$85,000
	IT Infrastructure LoB	\$20,000
	USAID Total	\$1,126,965
U.S. Army Corps of Engineers	Recreation One-Stop	\$50,000
	Geospatial LoB	\$74,160
	Budget Formulation and Execution LoB	\$85,000
	USACE Total	\$209,160
Grand Total		\$161,640,768

Notes:

* - Agency contributions reflect commitments of funding and/or in-kind services provided by partner agencies to initiative managing partner agencies in support of developing, implementing, and/or migrating to E-Gov common solutions. Contribution amounts are determined annually through collaborative, inter-agency E-Gov initiative governance structures and subject to approval by OMB.

“Fee-for-service” contributions represent transfers of funds by partner agencies to initiative service providers in exchange for services rendered by initiative service providers. The amounts are typically based on a transaction/usage-based fee structure (e.g., for payroll processing, payroll service providers base their service fees on the number of employees at a customer agency). Initiative service providers use fees collected from partner agencies to cover ongoing operational costs, perform routine maintenance, and support their customer base.

Once an initiative has completed all implementation and migration activities, and initiative will no longer be funded through agency funding contributions but rather will be exclusively funded through fee-for-service agreements.

Attachment C

FY08 Agency Funding for E-Gov and LoB Initiatives by Initiative

Portfolio	Initiative	Agency	FY08 Agency Contributions (Includes In-Kind)
G2C	Recreation One-Stop	DoI	\$200,000
		USDA	\$50,000
		USACE	\$50,000
		Recreation One-Stop Total	\$300,000
	USA Services	GSA	\$8,165,437
		USA Services Total	\$8,165,437
	IRS Free File	Treasury	\$70,000
		IRS Free File Total	\$70,000
	Disaster Assist Improvement Plan	DoC	\$74,811
		DoD	\$476,373
		DoE	\$476,373
		Education	\$476,373
		DoI	\$204,160
		DoJ	\$74,811
		DoL	\$1,169,209
		DoT	\$74,811
		HHS	\$696,866
		HUD	\$476,373
		OPM	\$476,373
		SBA	\$204,160
		SSA	\$476,373
		State	\$204,160
		Treasury	\$476,373
		USDA	\$696,866
		VA	\$476,373
		DHS	\$204,160
		Disaster Assist Improvement Plan Total	\$7,414,998

Attachment C

FY08 Agency Funding for E-Gov and LoB Initiatives by Initiative

Portfolio	Initiative	Agency	FY08 Agency Contributions (Includes In-Kind)	
G2B	E-Rulemaking	DoC	\$735,000	
		DoD	\$535,000	
		DoE	\$241,000	
		Education	\$135,000	
		DoI	\$535,000	
		DoJ	\$241,000	
		DoL	\$535,000	
		DoT	\$735,000	
		EPA	\$535,000	
		GSA	\$241,000	
		HHS	\$735,000	
		HUD	\$241,000	
		NASA	\$241,000	
		NSF	\$135,000	
		OPM	\$135,000	
		SBA	\$135,000	
		SSA	\$135,000	
		State	\$135,000	
		Treasury	\$535,000	
		USDA	\$735,000	
	VA	\$135,000		
	DHS	\$735,000		
		E-Rulemaking Total	\$8,500,000	
		Federal Asset Sales	GSA	\$2,071,000
			Federal Asset Sales Total	\$2,071,000
		International Trade Process Streamlining	DoC	\$750,000
			International Trade Process Streamlining Total	\$750,000

Attachment C

FY08 Agency Funding for E-Gov and LoB Initiatives by Initiative

Portfolio	Initiative	Agency	FY08 Agency Contributions (Includes In-Kind)
	Business Gateway	DoC	\$88,000
		DoD	\$120,000
		DoE	\$44,000
		Education	\$88,000
		Dol	\$88,000
		DoJ	\$120,000
		DoL	\$435,000
		DoT	\$435,000
		EPA	\$120,000
		GSA	\$438,400
		HHS	\$435,000
		HUD	\$120,000
		NASA	\$44,000
		NSF	\$22,000
		OPM	\$44,000
		SBA	\$525,600
		SSA	\$120,000
		State	\$88,000
		Treasury	\$435,000
		USDA	\$435,000
		VA	\$120,000
DHS	\$435,000		
	Business Gateway Total	\$4,800,000	
G2G	Geospatial One-Stop	Dol	\$1,935,000
		Geospatial One-Stop Total	\$1,935,000
	Disaster Management	DHS	\$12,270,000
		Disaster Management Total	\$12,270,000
	SAFECOM	DHS	\$18,181,262
		SAFECOM Total	\$18,181,262
	E-Vital	HHS	\$90,000
		E-Vital Total	\$90,000

Attachment C

FY08 Agency Funding for E-Gov and LoB Initiatives by Initiative

Portfolio	Initiative	Agency	FY08 Agency Contributions (Includes In-Kind)
	Grants.gov	DoC	\$536,187
		DoD	\$536,187
		DoE	\$536,187
		Education	\$1,105,885
		DoI	\$536,187
		DoJ	\$536,187
		DoL	\$536,187
		DoT	\$1,105,885
		EPA	\$536,187
		HHS	\$1,957,000
		HUD	\$1,105,885
		NASA	\$536,187
		NSF	\$536,187
		SBA	\$133,900
		SSA	\$77,250
		State	\$133,900
		Treasury	\$77,250
		USAID	\$536,187
		USDA	\$1,105,885
		VA	\$133,900
		DHS	\$536,187
		NEA	\$133,900
		NEH	\$133,900
		CNCS	\$133,900
	IMLS	\$133,900	
		Grants.gov Total	\$13,370,397

Attachment C

FY08 Agency Funding for E-Gov and LoB Initiatives by Initiative

Portfolio	Initiative	Agency	FY08 Agency Contributions (Includes In-Kind)
IEE	E-Training	OPM	\$170,000
		E-Training Total	\$170,000
	EHRI	DoI	\$30,000
		OPM	\$5,991,000
		EHRI Total	\$6,021,000
	E-Payroll	OPM	\$341,000
		E-Payroll Total	\$341,000
	E-Travel	DoC	\$389,438
		DoI	\$392,816
		DoJ	\$700,721
		HHS	\$364,238
		State	\$400,000
		USDA	\$670,112
		VA	\$399,296
		DHS	\$661,101
	E-Travel Total	\$3,977,722	

Attachment C

FY08 Agency Funding for E-Gov and LoB Initiatives by Initiative

Portfolio	Initiative	Agency	FY08 Agency Contributions (Includes In-Kind)
	Integrated Acquisition Environment	DoC	\$201,023
		DoD	\$24,859,539
		DoE	\$2,304,296
		Education	\$63,951
		DoI	\$479,567
		DoJ	\$433,370
		DoL	\$164,934
		DoT	\$142,290
		EPA	\$127,278
		GSA	\$3,548,929
		HHS	\$1,372,601
		HUD	\$53,402
		NASA	\$1,266,334
		NRC	\$5,483
		NSF	\$12,961
		OPM	\$12,155
		SBA	\$605,859
		SSA	\$44,270
		State	\$578,486
		Treasury	\$355,918
		USAID	\$83,568
	USDA	\$397,023	
	VA	\$1,560,866	
	DHS	\$1,732,570	
		Integrated Acquisition Environment Total	\$40,406,673

Attachment C

FY08 Agency Funding for E-Gov and LoB Initiatives by Initiative

Portfolio	Initiative	Agency	FY08 Agency Contributions (Includes In-Kind)
	IAE-Loans and Grants	DoC	\$189,973
		DoD	\$189,973
		DoE	\$189,973
		Education	\$185,570
		DoI	\$189,973
		DoJ	\$89,973
		DoL	\$89,973
		DoT	\$285,570
		EPA	\$89,973
		HHS	\$328,388
		HUD	\$285,570
		NARA	\$12,963
		NASA	\$89,973
		NSF	\$89,973
		SBA	\$2,222,469
		SSA	\$12,963
		State	\$22,469
		Treasury	\$112,963
		USAID	\$189,973
		USDA	\$785,570
		VA	\$122,469
	DHS	\$189,973	
		IAE-Loans and Grants Total	\$5,966,667

Attachment C

FY08 Agency Funding for E-Gov and LoB Initiatives by Initiative

Portfolio	Initiative	Agency	FY08 Agency Contributions (Includes In-Kind)		
LOB	Financial Management LoB	DoC	\$44,444		
		DoD	\$142,857		
		DoE	\$75,000		
		Education	\$142,857		
		DoI	\$75,000		
		DoJ	\$75,000		
		DoL	\$75,000		
		DoT	\$142,857		
		EPA	\$44,444		
		GSA	\$44,444		
		HHS	\$142,857		
		HUD	\$142,857		
		NASA	\$75,000		
		NRC	\$44,444		
		NSF	\$44,444		
		OPM	\$44,444		
		SBA	\$44,444		
		SSA	\$44,444		
		State	\$75,000		
		Treasury	\$75,000		
		USAID	\$44,444		
		USDA	\$75,000		
		VA	\$142,857		
		DHS	\$142,857		
				Financial Management LoB Total	\$1,999,995

Attachment C

FY08 Agency Funding for E-Gov and LoB Initiatives by Initiative

Portfolio	Initiative	Agency	FY08 Agency Contributions (Includes In-Kind)
	Human Resources Management LoB	DoC	\$130,435
		DoD	\$260,870
		DoE	\$65,217
		Education	\$65,217
		DoI	\$130,435
		DoJ	\$260,870
		DoL	\$65,217
		DoT	\$130,435
		EPA	\$65,217
		GSA	\$65,217
		HHS	\$130,435
		HUD	\$65,217
		NASA	\$65,217
		NSF	\$65,217
		OPM	\$1,416,217
		SSA	\$130,435
		State	\$65,217
		Treasury	\$260,870
		USAID	\$65,217
		USDA	\$260,870
	VA	\$260,870	
	DHS	\$260,870	
		Human Resources Management LoB Total	\$4,285,782

Attachment C

FY08 Agency Funding for E-Gov and LoB Initiatives by Initiative

Portfolio	Initiative	Agency	FY08 Agency Contributions (Includes In-Kind)	
	Grants Management LoB	DoC	\$59,316	
		DoD	\$59,316	
		DoE	\$59,316	
		Education	\$197,933	
		DoI	\$59,316	
		DoJ	\$59,316	
		DoL	\$112,833	
		DoT	\$112,833	
		EPA	\$59,316	
		HHS	\$197,933	
		HUD	\$112,833	
		NARA	\$28,460	
		NASA	\$59,316	
		NSF	\$174,360	
		SBA	\$28,460	
		SSA	\$28,460	
		State	\$28,460	
		Treasury	\$28,460	
		USAID	\$59,316	
		USDA	\$112,833	
		VA	\$28,460	
		DHS	\$59,316	
		NEA	\$28,460	
		NEH	\$28,460	
		CNCS	\$28,460	
		IMLS	\$28,460	
			Grants Management LoB Total	\$1,840,002
		Federal Health Architecture LoB	DoD	\$1,861,174
			HHS	\$3,521,565
			VA	\$1,861,174

Attachment C

FY08 Agency Funding for E-Gov and LoB Initiatives by Initiative

Portfolio	Initiative	Agency	FY08 Agency Contributions (Includes In-Kind)
	Case Management LoB	DoJ	\$200,000
		Case Management LoB Total	\$200,000
	Geospatial LoB	DoC	\$166,860
		DoD	\$43,260
		DoE	\$43,260
		Education	\$15,450
		DoI	\$383,160
		DoJ	\$63,860
		DoL	\$15,450
		DoT	\$63,860
		EPA	\$43,260
		GSA	\$36,050
		HHS	\$63,860
		HUD	\$36,050
		NARA	\$15,450
		NASA	\$15,450
		NSF	\$15,450
		SBA	\$15,450
		SSA	\$15,450
		State	\$36,050
		Treasury	\$15,450
		USAID	\$43,260
		USDA	\$105,060
		VA	\$15,450
		DHS	\$63,860
		USACE	\$74,160
		Geospatial LoB Total	\$1,404,920

Attachment C

FY08 Agency Funding for E-Gov and LoB Initiatives by Initiative

Portfolio	Initiative	Agency	FY08 Agency Contributions (Includes In-Kind)
	Budget Formulation and Execution LoB	DoC	\$75,000
		DoD	\$85,000
		DoE	\$85,000
		Education	\$85,000
		DoI	\$85,000
		DoJ	\$85,000
		DoL	\$85,000
		DoT	\$85,000
		GSA	\$85,000
		HHS	\$85,000
		NASA	\$85,000
		NSF	\$85,000
		OPM	\$85,000
		SBA	\$45,000
		State	\$85,000
		Treasury	\$85,000
		USAID	\$85,000
		USDA	\$85,000
		VA	\$85,000
		SEC	\$45,000
		DHS	\$85,000
		OMB	\$85,000
	USACE	\$85,000	
		Budget Formulation and Execution LoB Total	\$1,865,000

Attachment C

FY08 Agency Funding for E-Gov and LoB Initiatives by Initiative

Portfolio	Initiative	Agency	FY08 Agency Contributions (Includes In-Kind)	
	IT Infrastructure LoB	DoC	\$20,000	
		DoD	\$480,000	
		DoE	\$160,000	
		Education	\$20,000	
		DoI	\$80,000	
		DoJ	\$160,000	
		DoL	\$20,000	
		DoT	\$20,000	
		EPA	\$20,000	
		GSA	\$4,020,000	
		HHS	\$80,000	
		HUD	\$20,000	
		NASA	\$80,000	
		NSF	\$20,000	
		OPM	\$20,000	
		SBA	\$20,000	
		SSA	\$80,000	
		State	\$80,000	
		Treasury	\$160,000	
		USAID	\$20,000	
	USDA	\$160,000		
	VA	\$80,000		
	DHS	\$160,000		
	Other	\$20,000		
		IT Infrastructure LoB Total	\$6,000,000	
		Information Systems Security LoB	DHS	\$2,000,000
			Information Systems Security LoB Total	\$2,000,000
		Grand Total	\$161,640,768	

Attachment C

FY08 Agency Funding for E-Gov and LoB Initiatives by Initiative

Portfolio	Initiative	Agency	FY08 Agency Contributions (Includes In-Kind)
-----------	------------	--------	---

Notes:

* - Agency contributions reflect commitments of funding and/or in-kind services provided by partner agencies to initiative managing partner agencies in support of developing, implementing, and/or migrating to E-Gov common solutions. Contribution amounts are determined annually through collaborative, inter-agency E-Gov initiative governance structures and subject to approval by OMB.

“Fee-for-service” contributions represent transfers of funds by partner agencies to initiative service providers in exchange for services rendered by initiative service providers. The amounts are typically based on a transaction/usage-based fee structure (e.g., for payroll processing, payroll service providers base their service fees on the number of employees at a customer agency). Initiative service providers use fees collected from partner agencies to cover ongoing operational costs, perform routine maintenance, and support their customer base.

Once an initiative has completed all implementation and migration activities, and initiative will no longer be funded through agency funding contributions but rather will be exclusively funded through fee-for-service agreements.

ATTACHMENT D
DEPARTMENT OF AGRICULTURE
FY 2008 E-Government Distribution

FY 2008						
Department / Bureau	Recreation One-Stop	E-Rulemaking	Business Gateway	Grants.gov	E-Travel	Integrated Acquisition Environment
Office of the Secretary	\$ -	\$ -	\$ -	\$ -	\$ -	\$ 114
Executive Operations (OCFO)	\$ -	\$ -	\$ -	\$ 57,509	\$ 670,112	\$ 15,338
Office of Civil Rights	\$ -	\$ -	\$ -	\$ -	\$ -	\$ 1,937
Departmental Administration	\$ -	\$ -	\$ 1,707	\$ -	\$ -	\$ 1,311
Office of Communications	\$ -	\$ -	\$ -	\$ -	\$ -	\$ 196
Office of the Inspector General	\$ -	\$ -	\$ -	\$ -	\$ -	\$ 1,139
Office of the General Counsel	\$ -	\$ -	\$ -	\$ -	\$ -	\$ 1,225
Office of Budget and Program Analysis	\$ -	\$ -	\$ -	\$ -	\$ -	\$ 115
Office of the Chief Information Officer	\$ -	\$ -	\$ -	\$ -	\$ -	\$ 2,776
National Appeals Division	\$ -	\$ -	\$ -	\$ -	\$ -	\$ 201
Office of the Chief Economist	\$ -	\$ -	\$ -	\$ -	\$ -	\$ 797
Economic Research Service	\$ -	\$ -	\$ -	\$ 5,398	\$ -	\$ 1,498
National Agricultural Statistics Service	\$ -	\$ -	\$ -	\$ -	\$ -	\$ 3,978
Agricultural Research Service	\$ -	\$ -	\$ -	\$ 58,356	\$ -	\$ 17,038
Cooperative State Research, Education, and Extension Service	\$ -	\$ 6,403	\$ -	\$ 11,235	\$ -	\$ 3,027
Animal and Plant Health Inspection Service	\$ -	\$ 76,489	\$ 47,036	\$ 132,013	\$ -	\$ 36,058
Food Safety and Inspection Service	\$ -	\$ 38,404	\$ 23,229	\$ 60,973	\$ -	\$ 17,864
Grain Inspection, Packers and Stockyards Administration	\$ -	\$ 7,124	\$ 4,383	\$ -	\$ -	\$ 3,360
Agricultural Marketing Service	\$ -	\$ 48,637	\$ 30,040	\$ 85,743	\$ -	\$ 23,009
Risk Management Agency	\$ -	\$ 6,335	\$ -	\$ 10,992	\$ -	\$ 2,989
Farm Service Agency	\$ -	\$ 146,920	\$ 90,344	\$ -	\$ -	\$ 69,257
Natural Resources Conservation Service	\$ -	\$ 71,758	\$ 43,867	\$ 120,284	\$ -	\$ 33,667
Rural Development	\$ -	\$ 47,881	\$ 29,340	\$ 81,209	\$ -	\$ 26,197
Foreign Agricultural Service	\$ -	\$ 22,993	\$ 14,227	\$ 40,883	\$ -	\$ 10,893
Food and Nutrition Service	\$ -	\$ 15,477	\$ -	\$ 26,783	\$ -	\$ 7,299
Forest Service	\$ 50,000	\$ 246,579	\$ 150,827	\$ 414,507	\$ -	\$ 115,740
TOTAL DEPARTMENT OF AGRICULTURE	\$ 50,000	\$ 735,000	\$ 435,000	\$ 1,105,885	\$ 670,112	\$ 397,023
TOTAL E-GOV FUNDING REQUEST	\$ 50,000	\$ 735,000	\$ 435,000	\$ 1,105,885	\$ 670,112	\$ 397,023

FY 2008								
Department / Bureau	Financial Management LoB	Human Resources Management LoB	Grants Management LoB	Geospatial LoB	Budget Formulation and Execution LoB	IT Infrastructure LoB	IAE - Loans and Grants [1]	Disaster Assistance Improvement Plan [2]
Office of the Secretary	\$ 21	\$ 75	\$ -	\$ -	\$ 24	\$ 31	\$ 225	\$ -
Executive Operations (OCFO)	\$ 2,897	\$ 10,078	\$ 5,868	\$ -	\$ 3,284	\$ 2,209	\$ 30,348	\$ -
Office of Civil Rights	\$ 366	\$ 1,273	\$ -	\$ -	\$ 415	\$ 229	\$ 3,832	\$ -
Departmental Administration	\$ 248	\$ 862	\$ -	\$ 418	\$ 281	\$ 777	\$ 2,595	\$ -
Office of Communications	\$ 37	\$ 129	\$ -	\$ -	\$ 42	\$ 161	\$ 387	\$ -
Office of the Inspector General	\$ 215	\$ 749	\$ -	\$ -	\$ 244	\$ 915	\$ 2,254	\$ -
Office of the General Counsel	\$ 231	\$ 805	\$ -	\$ -	\$ 262	\$ 499	\$ 2,423	\$ -
Office of Budget and Program Analysis	\$ 22	\$ 76	\$ -	\$ -	\$ 25	\$ 92	\$ 228	\$ -
Office of the Chief Information Officer	\$ 522	\$ 1,821	\$ -	\$ 1,733	\$ 594	\$ 1,647	\$ 5,493	\$ -
National Appeals Division	\$ 38	\$ 132	\$ -	\$ -	\$ 43	\$ 161	\$ 398	\$ -
Office of the Chief Economist	\$ 151	\$ 524	\$ -	\$ 264	\$ 171	\$ 101	\$ 1,578	\$ -
Economic Research Service	\$ 283	\$ 984	\$ 551	\$ 484	\$ 321	\$ 637	\$ 2,964	\$ -
National Agricultural Statistics Service	\$ 751	\$ 2,614	\$ -	\$ 1,285	\$ 852	\$ 1,695	\$ 7,870	\$ -
Agricultural Research Service	\$ 3,219	\$ 11,195	\$ 5,954	\$ -	\$ 3,648	\$ 13,111	\$ 33,712	\$ -
Cooperative State Research, Education, and Extension Service	\$ 572	\$ 1,989	\$ 1,146	\$ 994	\$ 648	\$ 655	\$ 5,989	\$ 7,029
Animal and Plant Health Inspection Service	\$ 6,812	\$ 23,692	\$ 13,469	\$ 11,752	\$ 7,720	\$ 11,334	\$ 71,346	\$ 83,164
Food Safety and Inspection Service	\$ 3,375	\$ 11,738	\$ 6,221	\$ 5,606	\$ 3,825	\$ 14,159	\$ 35,347	\$ 39,810
Grain Inspection, Packers and Stockyards Administration	\$ 635	\$ 2,208	\$ -	\$ -	\$ 719	\$ 1,005	\$ 6,648	\$ -
Agricultural Marketing Service	\$ 4,347	\$ 15,118	\$ 8,748	\$ -	\$ 4,926	\$ 4,334	\$ 45,527	\$ -
Risk Management Agency	\$ 565	\$ 1,964	\$ 1,121	\$ 977	\$ 640	\$ 845	\$ 5,914	\$ 6,909
Farm Service Agency	\$ 13,083	\$ 45,507	\$ -	\$ 22,571	\$ 14,828	\$ 21,844	\$ 137,036	\$ 159,724
Natural Resources Conservation Service	\$ 6,360	\$ 22,121	\$ 12,272	\$ 10,827	\$ 7,208	\$ 16,319	\$ 66,614	\$ 76,714
Rural Development	\$ 4,949	\$ 17,213	\$ 8,286	\$ 7,277	\$ 5,606	\$ 9,376	\$ 51,835	\$ 17,179
Foreign Agricultural Service	\$ 2,058	\$ 7,158	\$ 4,171	\$ 3,599	\$ 2,332	\$ 1,494	\$ 21,554	\$ 25,439
Food and Nutrition Service	\$ 1,379	\$ 4,796	\$ 2,733	\$ -	\$ 1,563	\$ 2,180	\$ 14,443	\$ 16,854
Forest Service	\$ 21,864	\$ 76,049	\$ 42,293	\$ 37,273	\$ 24,779	\$ 54,190	\$ 229,010	\$ 264,044
TOTAL DEPARTMENT OF AGRICULTURE	\$ 75,000	\$ 260,870	\$ 112,833	\$ 105,060	\$ 85,000	\$ 160,000	\$ 785,570	\$ 696,866
TOTAL E-GOV FUNDING REQUEST	\$ 75,000	\$ 260,870	\$ 112,833	\$ 105,060	\$ 85,000	\$ 160,000	\$ 785,570	\$ 696,866
								\$5,674,219

Notes:

[1] - Financial estimates for government-wide effort to acquire unique identifier for Grants and Loans Award recipients

[2] - Financial estimates for government-wide effort required under Executive Order: Improving Assistance for Disaster Victims and the Disaster Relief and Emergency Assistance Act, as amended (42 U.S.C. 5121 et seq. - the "Stafford Act")

ATTACHMENT D
DEPARTMENT OF COMMERCE
FY 2008 E-Government Distribution

FY 2008						
Department / Bureau	E-Rulemaking	International Trade Process Streamlining	Business Gateway	Grants.gov	E-Travel	Integrated Acquisition Environment
Departmental Management	\$ 16,490	\$ -	\$ 349	\$ 727	\$ 7,636	\$ 1,433
Inspector General	\$ -	\$ -	\$ -	\$ -	\$ -	\$ 517
Economic Development Administration	\$ 9,423	\$ -	\$ 1,397	\$ 142,862	\$ 3,818	\$ 10,242
Bureau of the Census	\$ 35,337	\$ -	\$ 32,127	\$ -	\$ 68,724	\$ 19,344
Economic and Statistical Analysis	\$ 11,779	\$ -	\$ 3,259	\$ -	\$ -	\$ 2,207
International Trade Administration	\$ 16,490	\$ 750,000	\$ 4,540	\$ 7,634	\$ 64,906	\$ 9,704
Bureau of Industry and Security	\$ 96,587	\$ -	\$ 4,190	\$ -	\$ 7,636	\$ 1,945
Minority Business Development Agency	\$ 18,846	\$ -	\$ -	\$ 14,541	\$ -	\$ 595
National Oceanic and Atmospheric Administration	\$ 447,596	\$ -	\$ 19,323	\$ 273,546	\$ 175,629	\$ 100,533
U.S. Patent and Trademark Office	\$ 37,692	\$ -	\$ 21,185	\$ -	\$ 22,908	\$ 35,216
Technology Administration	\$ -	\$ -	\$ -	\$ -	\$ -	\$ -
National Technical Information Service	\$ -	\$ -	\$ -	\$ -	\$ -	\$ 359
National Institute of Standards & Technology	\$ 30,625	\$ -	\$ 1,164	\$ 96,877	\$ 38,180	\$ 16,782
National Telecommunications & Information Admin.	\$ 14,135	\$ -	\$ 466	\$ -	\$ -	\$ 2,146
TOTAL DEPARTMENT OF COMMERCE	\$ 735,000	\$ 750,000	\$ 88,000	\$ 536,187	\$ 389,438	\$ 201,023
E-GOV FUNDING REQUEST	\$ 735,000	\$ 750,000	\$ 88,000	\$ 536,187	\$ 389,438	\$ 201,023

FY 2008								
Department / Bureau	Financial Management LoB	Human Resources Management LoB	Grants Management LoB	Geospatial LoB	Budget Formulation and Execution LoB	IT Infrastructure LoB	IAE - Loans and Grants [1]	Disaster Assistance Improvement Plan [2]
Departmental Management	\$ 317	\$ 3,415	\$ 80	\$ -	\$ 535	\$ 143	\$ 258	\$ 533
Inspector General	\$ 114	\$ 481	\$ -	\$ -	\$ 193	\$ 51	\$ -	\$ 193
Economic Development Administration	\$ 2,264	\$ 849	\$ 15,804	\$ -	\$ 3,821	\$ 1,019	\$ 50,617	\$ 3,812
Bureau of the Census	\$ 4,277	\$ 32,296	\$ -	\$ 83,430	\$ 7,217	\$ 1,925	\$ -	\$ 7,199
Economic and Statistical Analysis	\$ 488	\$ 1,896	\$ -	\$ -	\$ 823	\$ 220	\$ -	\$ 821
International Trade Administration	\$ 2,145	\$ 8,939	\$ 844	\$ -	\$ 3,620	\$ 965	\$ 2,705	\$ 3,611
Bureau of Industry and Security	\$ 430	\$ 1,436	\$ -	\$ -	\$ 726	\$ 194	\$ -	\$ 724
Minority Business Development Agency	\$ 132	\$ 395	\$ 1,609	\$ -	\$ 222	\$ 59	\$ 5,152	\$ 222
National Oceanic and Atmospheric Administration	\$ 22,227	\$ 43,897	\$ 30,261	\$ 83,430	\$ 37,508	\$ 10,002	\$ 96,918	\$ 37,413
U.S. Patent and Trademark Office	\$ 7,786	\$ 24,728	\$ -	\$ -	\$ 13,139	\$ 3,504	\$ -	\$ 13,105
Technology Administration	\$ -	\$ -	\$ -	\$ -	\$ -	\$ -	\$ -	\$ -
National Technical Information Service	\$ 79	\$ 687	\$ -	\$ -	\$ 134	\$ 36	\$ -	\$ 134
National Institute of Standards & Technology	\$ 3,710	\$ 10,402	\$ 10,717	\$ -	\$ 6,261	\$ 1,670	\$ 34,324	\$ 6,245
National Telecommunications & Information Admin.	\$ 474	\$ 1,013	\$ -	\$ -	\$ 801	\$ 213	\$ -	\$ 799
TOTAL DEPARTMENT OF COMMERCE	\$ 44,444	\$ 130,435	\$ 59,316	\$ 166,860	\$ 75,000	\$ 20,000	\$ 189,973	\$ 74,811
E-GOV FUNDING REQUEST	\$ 44,444	\$ 130,435	\$ 59,316	\$ 166,860	\$ 75,000	\$ 20,000	\$ 189,973	\$ 74,811
								FY 2008 Total
								\$ 3,460,487
								\$ 3,460,487

Notes:

[1] - Financial estimates for government-wide effort to acquire unique identifier for Grants and Loans Award recipients

[2] - Financial estimates for government-wide effort required under Executive Order: Improving Assistance for Disaster Victims and the Disaster Relief and Emergency Assistance Act, as amended (42 U.S.C. 5121 et seq. - the "Stafford Act")

ATTACHMENT D
DEPARTMENT OF DEFENSE
FY 2008 E-Government Distribution

FY 2008					
Department / Bureau	E-Rulemaking	Business Gateway	Grants.gov	Integrated Acquisition Environment	Financial Management LoB
Navy, Marine Corps	\$ -	\$ -	\$ -	\$ -	\$ -
Army	\$ -	\$ -	\$ -	\$ -	\$ -
Air Force	\$ -	\$ -	\$ -	\$ -	\$ -
Defense-wide	\$ 535,000	\$ 120,000	\$ 536,187	\$ 24,859,539	\$ 142,857
TOTAL DEPARTMENT OF DEFENSE	\$ 535,000	\$ 120,000	\$ 536,187	\$ 24,859,539	\$ 142,857
E-GOV FUNDING REQUEST	\$ 535,000	\$ 120,000	\$ 536,187	\$ 24,859,539	\$ 142,857

FY 2008									
Department / Bureau	Human Resources Management LoB	Grants Management LoB	Federal Health Architecture LoB	Geospatial LoB	Budget Formulation and Execution LoB	IT Infrastructure LoB	IAE - Loans and Grants [1]	Disaster Assistance Improvement Plan [2]	
Navy, Marine Corps	\$ -	\$ -	\$ -	\$ -	\$ -	\$ -	\$ -	\$ -	
Army	\$ -	\$ -	\$ -	\$ -	\$ -	\$ -	\$ -	\$ -	
Air Force	\$ -	\$ -	\$ -	\$ -	\$ -	\$ -	\$ -	\$ -	
Defense-wide	\$ 260,870	\$ 59,316	\$ 1,861,174	\$ 43,260	\$ 85,000	\$ 480,000	\$ 189,973	\$ 476,373	FY 2008 Total
TOTAL DEPARTMENT OF DEFENSE	\$ 260,870	\$ 59,316	\$ 1,861,174	\$ 43,260	\$ 85,000	\$ 480,000	\$ 189,973	\$ 476,373	\$ 29,649,549
E-GOV FUNDING REQUEST	\$ 260,870	\$ 59,316	\$ 1,861,174	\$ 43,260	\$ 85,000	\$ 480,000	\$ 189,973	\$ 476,373	\$ 29,649,549

Notes:

[1] - Financial estimates for government-wide effort to acquire unique identifier for Grants and Loans Award recipients

[2] - Financial estimates for government-wide effort required under Executive Order: Improving Assistance for Disaster Victims and the Disaster Relief and Emergency Assistance Act, as amended (42 U.S.C. 5121 et seq. - the "Stafford Act")

ATTACHMENT D
DEPARTMENT OF EDUCATION
FY 2008 E-Government Distribution

FY 2008					
Department / Bureau	E-Rulemaking	Business Gateway	Grants.gov	Integrated Acquisition Environment	Financial Management LoB
Office of Elementary and Secondary Education	\$ -	\$ -	\$ -	\$ -	\$ -
Office of Innovation and Improvement	\$ -	\$ -	\$ -	\$ -	\$ -
Office of Safe and Drug-Free Schools	\$ -	\$ -	\$ -	\$ -	\$ -
Office of English Language Acquisition	\$ -	\$ -	\$ -	\$ -	\$ -
Office of Special Education and Rehabilitative Services	\$ -	\$ -	\$ -	\$ -	\$ -
Office of Vocational and Adult Education	\$ -	\$ -	\$ -	\$ -	\$ -
Office of Postsecondary Education	\$ -	\$ -	\$ -	\$ -	\$ -
Office of Federal Student Aid	\$ -	\$ -	\$ -	\$ -	\$ -
Institute of Education Sciences	\$ -	\$ -	\$ -	\$ -	\$ -
Departmental Management	\$ 135,000	\$ 88,000	\$ 1,105,885	\$ 63,951	\$ 142,857
Hurricane Education Recovery	\$ -	\$ -	\$ -	\$ -	\$ -
TOTAL DEPARTMENT OF EDUCATION	\$ 135,000	\$ 88,000	\$ 1,105,885	\$ 63,951	\$ 142,857
E-GOV FUNDING REQUEST	\$ 135,000	\$ 88,000	\$ 1,105,885	\$ 63,951	\$ 142,857

FY 2008							
Department / Bureau	Human Resources Management LoB	Grants Management LoB	Geospatial LoB	Budget Formulation and Execution LoB	IT Infrastructure LoB	IAE - Loans and Grants [1]	Disaster Assistance Improvement Plan [2]
Office of Elementary and Secondary Education	\$ -	\$ -	\$ -	\$ -	\$ -	\$ -	\$ -
Office of Innovation and Improvement	\$ -	\$ -	\$ -	\$ -	\$ -	\$ -	\$ -
Office of Safe and Drug-Free Schools	\$ -	\$ -	\$ -	\$ -	\$ -	\$ -	\$ -
Office of English Language Acquisition	\$ -	\$ -	\$ -	\$ -	\$ -	\$ -	\$ -
Office of Special Education and Rehabilitative Services	\$ -	\$ -	\$ -	\$ -	\$ -	\$ -	\$ -
Office of Vocational and Adult Education	\$ -	\$ -	\$ -	\$ -	\$ -	\$ -	\$ -
Office of Postsecondary Education	\$ -	\$ -	\$ -	\$ -	\$ -	\$ -	\$ -
Office of Federal Student Aid	\$ -	\$ -	\$ -	\$ -	\$ -	\$ 185,570	\$ 476,373
Institute of Education Sciences	\$ -	\$ -	\$ -	\$ -	\$ -	\$ -	\$ -
Departmental Management	\$ 65,217	\$ 197,933	\$ 15,450	\$ 85,000	\$ 20,000	\$ -	\$ -
Hurricane Education Recovery	\$ -	\$ -	\$ -	\$ -	\$ -	\$ -	\$ -
TOTAL DEPARTMENT OF EDUCATION	\$ 65,217	\$ 197,933	\$ 15,450	\$ 85,000	\$ 20,000	\$ 185,570	\$ 476,373
E-GOV FUNDING REQUEST	\$ 65,217	\$ 197,933	\$ 15,450	\$ 85,000	\$ 20,000	\$ 185,570	\$ 476,373
FY 2008 Total							\$ 2,581,236
							\$ 2,581,236

Notes:

[1] - Financial estimates for government-wide effort to acquire unique identifier for Grants and Loans Award recipients

[2] - Financial estimates for government-wide effort required under Executive Order: Improving Assistance for Disaster Victims and the Disaster Relief and Emergency Assistance Act, as amended (42 U.S.C. 5121 et seq. - the "Stafford Act")

ATTACHMENT D
DEPARTMENT OF ENERGY
FY 2008 E-Government Distribution

Department / Bureau	FY 2008				
	E-Rulemaking	Business Gateway	Grants.gov	Integrated Acquisition Environment	Financial Management LoB
National Nuclear Security Administration	\$ -	\$ -	\$ 21,178	\$ 1,008,579	\$ -
Environmental and Other Defense Activities	\$ -	\$ -	\$ 23,343	\$ 718,695	\$ -
Energy Programs	\$ -	\$ -	\$ 225,417	\$ 190,246	\$ -
Science	\$ -	\$ -	\$ 141,690	\$ 340,446	\$ -
Power Marketing Administration	\$ -	\$ -	\$ 36	\$ 16,764	\$ -
Corporate Management	\$ 241,000	\$ 44,000	\$ 124,523	\$ 29,566	\$ 75,000
TOTAL DEPARTMENT OF ENERGY	\$ 241,000	\$ 44,000	\$ 536,187	\$ 2,304,296	\$ 75,000
E-GOV FUNDING REQUEST	\$ 241,000	\$ 44,000	\$ 536,187	\$ 2,304,296	\$ 75,000

Department / Bureau	FY 2008							FY 2008 Total
	Human Resources Management LoB	Grants Management LoB	Geospatial LoB	Budget Formulation and Execution LoB	IT Infrastructure LoB	IAE - Loans and Grants [1]	Disaster Assistance Improvement Plan [2]	
National Nuclear Security Administration	\$ -	\$ -	\$ -	\$ -	\$ -	\$ 83,150	\$ -	
Environmental and Other Defense Activities	\$ -	\$ -	\$ -	\$ -	\$ -	\$ 59,251	\$ -	
Energy Programs	\$ -	\$ -	\$ -	\$ -	\$ -	\$ 15,685	\$ -	
Science	\$ -	\$ -	\$ -	\$ -	\$ -	\$ 28,067	\$ -	
Power Marketing Administration	\$ -	\$ -	\$ -	\$ -	\$ -	\$ 1,382	\$ -	
Corporate Management	\$ 65,217	\$ 59,316	\$ 43,260	\$ 85,000	\$ 160,000	\$ 2,438	\$ 476,373	
TOTAL DEPARTMENT OF ENERGY	\$ 65,217	\$ 59,316	\$ 43,260	\$ 85,000	\$ 160,000	\$ 189,973	\$ 476,373	\$ 4,279,622
E-GOV FUNDING REQUEST	\$ 65,217	\$ 59,316	\$ 43,260	\$ 85,000	\$ 160,000	\$ 189,973	\$ 476,373	\$ 4,279,622

Notes:

[1] - Financial estimates for government-wide effort to acquire unique identifier for Grants and Loans Award recipients

[2] - Financial estimates for government-wide effort required under Executive Order: Improving Assistance for Disaster Victims and the Disaster Relief and Emergency Assistance Act, as amended (42 U.S.C. 5121 et seq. - the "Stafford Act")

ATTACHMENT D
DEPARTMENT OF HEALTH AND HUMAN SERVICES
FY 2008 E-Government Distribution

FY 2008							
Department / Bureau	E-Rulemaking	Business Gateway	E-Vital [1]	Grants.gov	E-Travel	Integrated Acquisition Environment	Financial Management LoB
Food and Drug Administration	\$ 544,995	\$ 81,958	\$ -	\$ 11,464	\$ 50,244	\$ 258,612	\$ 26,916
Health Resources and Services Administration	\$ -	\$ 12,785	\$ -	\$ 142,476	\$ 6,581	\$ 40,341	\$ 4,199
Indian Health Services	\$ -	\$ 14,507	\$ -	\$ 16,377	\$ 50,244	\$ 45,776	\$ 4,764
Centers for Disease Control and Prevention	\$ -	\$ 71,923	\$ -	\$ 258,750	\$ 66,993	\$ 226,946	\$ 23,620
National Institutes of Health	\$ -	\$ 144,250	\$ -	\$ 1,257,721	\$ 125,610	\$ 455,168	\$ 47,373
Substance Abuse and Mental Health Services Administration	\$ -	\$ 3,928	\$ -	\$ 36,028	\$ 2,619	\$ 12,395	\$ 1,290
Agency for Healthcare Research and Quality	\$ -	\$ -	\$ -	\$ 13,101	\$ 1,269	\$ 16,814	\$ 1,750
Centers for Medicare and Medicaid Services	\$ 190,005	\$ 82,676	\$ 90,000	\$ 18,014	\$ 16,768	\$ 260,877	\$ 27,151
Administration for Children and Families	\$ -	\$ -	\$ -	\$ 112,998	\$ 9,987	\$ 20,095	\$ 2,091
Administration on Aging	\$ -	\$ -	\$ -	\$ 18,014	\$ 1,005	\$ 3,335	\$ 347
Departmental Management	\$ -	\$ 5,759	\$ -	\$ 72,057	\$ 15,492	\$ 18,160	\$ 1,890
Program Support Center	\$ -	\$ -	\$ -	\$ -	\$ -	\$ -	\$ -
Office of the Inspector General	\$ -	\$ 17,213	\$ -	\$ -	\$ 17,425	\$ 14,083	\$ 1,466
TOTAL DEPARTMENT OF HEALTH AND HUMAN SERVICES	\$ 735,000	\$ 435,000	\$ 90,000	\$ 1,957,000	\$ 364,238	\$ 1,372,601	\$ 142,857
E-GOV FUNDING REQUEST	\$ 735,000	\$ 435,000	\$ 90,000	\$ 1,957,000	\$ 364,238	\$ 1,372,601	\$ 142,857

FY 2008								
Department / Bureau	Human Resources Management LoB	Grants Management LoB	Federal Health Architecture LoB	Geospatial LoB	Budget Formulation and Execution LoB	IT Infrastructure LoB	IAE - Loans and Grants [2]	Disaster Assistance Improvement Plan [3]
Food and Drug Administration	\$ 20,477	\$ 1,159	\$ 694,454	\$ -	\$ 16,015	\$ 15,073	\$ 3,523	\$ -
Health Resources and Services Administration	\$ 3,776	\$ 14,410	\$ -	\$ 1,877	\$ 2,498	\$ 2,351	\$ 81,431	\$ 26,919
Indian Health Services	\$ 32,015	\$ 1,656	\$ 134,244	\$ -	\$ 2,835	\$ 2,668	\$ 19,359	\$ 23,869
Centers for Disease Control and Prevention	\$ 17,771	\$ 26,170	\$ 729,912	\$ 61,138	\$ 14,054	\$ 13,227	\$ 25,720	\$ 53,840
National Institutes of Health	\$ 35,249	\$ 127,207	\$ 787,786	\$ -	\$ 28,187	\$ 26,529	\$ 71,956	\$ 53,840
Substance Abuse and Mental Health Services Administration	\$ 1,094	\$ 3,644	\$ -	\$ -	\$ 768	\$ 722	\$ 32,113	\$ 53,840
Agency for Healthcare Research and Quality	\$ 610	\$ 1,325	\$ 75,205	\$ -	\$ 1,041	\$ 980	\$ 4,962	\$ -
Centers for Medicare and Medicaid Services	\$ 9,848	\$ 1,822	\$ 1,053,339	\$ -	\$ 16,155	\$ 15,205	\$ 7,486	\$ 349,959
Administration for Children and Families	\$ 2,631	\$ 11,429	\$ -	\$ -	\$ 1,244	\$ 1,171	\$ 64,690	\$ 53,840
Administration on Aging	\$ 257	\$ 1,822	\$ -	\$ -	\$ 207	\$ 194	\$ 6,747	\$ 26,919
Departmental Management	\$ 3,686	\$ 7,288	\$ 46,626	\$ 846	\$ 1,125	\$ 1,058	\$ 10,403	\$ 53,840
Program Support Center	\$ -	\$ -	\$ -	\$ -	\$ -	\$ -	\$ -	\$ -
Office of the Inspector General	\$ 3,022	\$ -	\$ -	\$ -	\$ 872	\$ 821	\$ -	\$ -
TOTAL DEPARTMENT OF HEALTH AND HUMAN SERVICES	\$ 130,435	\$ 197,933	\$ 3,521,565	\$ 63,860	\$ 85,000	\$ 80,000	\$ 328,388	\$ 696,866
E-GOV FUNDING REQUEST	\$ 130,435	\$ 197,933	\$ 3,521,565	\$ 63,860	\$ 85,000	\$ 80,000	\$ 328,388	\$ 696,866
								FY 2008 Total
								\$ 10,200,743
								\$ 10,200,743

Notes:

[1] - Agency has indicated additional funding is not required in FY 2008 to support the initiative

[2] - Financial estimates for government-wide effort to acquire unique identifier for Grants and Loans Award recipients

[3] - Financial estimates for government-wide effort required under Executive Order: Improving Assistance for Disaster Victims and the Disaster Relief and Emergency Assistance Act, as amended (42 U.S.C. 5121 et seq. - the "Stafford Act")

ATTACHMENT D
DEPARTMENT OF HOMELAND SECURITY
FY 2008 E-Government Distribution

FY 2008							
Department / Bureau	E-Rulemaking	Business Gateway	Disaster Management	SAFECOM	Grants.gov	E-Travel	Integrated Acquisition Environment
NPPD - U.S. Visit	\$ 11,245	\$ 6,655	\$ -	\$ -	\$ -	\$ 445	\$ -
Science & Technology Directorate	\$ 19,451	\$ 11,512	\$ 195,382	\$ 18,181,262	\$ 1,948	\$ 1,661	\$ -
Operations Coordination and Intel & Analysis	\$ 7,660	\$ 4,533	\$ 625,223	\$ -	\$ 3,064	\$ 2,258	\$ -
National Protection and Program Directorate	\$ 14,229	\$ 8,421	\$ 3,126,115	\$ -	\$ -	\$ 2,816	\$ -
U.S. Secret Service	\$ 34,053	\$ 20,154	\$ 273,535	\$ -	\$ 378	\$ 29,211	\$ 29,608
Federal Law Enforcement Training Center	\$ 6,403	\$ 3,790	\$ -	\$ -	\$ -	\$ 4,573	\$ 49,534
U.S. Citizenship & Immigration Services	\$ 730	\$ 432	\$ 507,994	\$ -	\$ -	\$ 46,711	\$ 53,746
Transportation Security Administration	\$ 90,192	\$ 53,379	\$ 1,055,064	\$ -	\$ 18,731	\$ 218,744	\$ 109,103
U.S. Immigration & Customs Enforcement	\$ 101,452	\$ 60,043	\$ 1,015,987	\$ -	\$ 922	\$ 76,135	\$ 178,646
U.S. Customs & Border Protection	\$ 213,964	\$ 126,631	\$ 1,015,987	\$ -	\$ -	\$ 211,671	\$ 193,134
Undersecretary for Management / Office of the Secretary and Executive Management	\$ 23,401	\$ 13,851	\$ 39,076	\$ -	\$ 142	\$ 6,283	\$ 241,975
Federal Emergency Management Agency	\$ 16,250	\$ 9,617	\$ 2,618,121	\$ -	\$ 505,012	\$ 28,997	\$ 385,101
U.S. Coast Guard	\$ 177,010	\$ 104,760	\$ 1,797,516	\$ -	\$ 5,990	\$ 28,452	\$ 491,723
Office of Health Affairs	\$ 2,871	\$ 1,699	\$ -	\$ -	\$ -	\$ 214	\$ -
Office of the Inspector General	\$ 2,412	\$ 1,428	\$ -	\$ -	\$ -	\$ 2,402	\$ -
Domestic Nuclear Detection Office	\$ 13,677	\$ 8,095	\$ -	\$ -	\$ -	\$ 528	\$ -
TOTAL DEPARTMENT OF HOMELAND SECURITY	\$ 735,000	\$ 435,000	\$ 12,270,000	\$ 18,181,262	\$ 536,187	\$ 661,101	\$ 1,732,570
E-GOV FUNDING REQUEST	\$ 735,000	\$ 435,000	\$ 12,270,000	\$ 18,181,262	\$ 536,187	\$ 661,101	\$ 1,732,570

FY 2008									
Department / Bureau	Financial Management LoB	Human Resources Management LoB	Grants Management LoB [1]	Geospatial LoB	Budget Formulation and Execution LoB	IT Infrastructure LoB	Information Systems Security LoB	IAE - Loans and Grants [2]	Disaster Assistance Improvement Plan [3]
U.S. Customs & Border Protection	\$ 41,585	\$ 84,848	\$ -	\$ 18,559	\$ 24,703	\$ 46,500	\$ -	\$ 19,643	\$ 65,368
Federal Law Enforcement Training Center	\$ 1,245	\$ 1,833	\$ -	\$ 555	\$ 739	\$ 1,392	\$ -	\$ 4,920	\$ 1,412
Office of Health Affairs	\$ 558	\$ 86	\$ -	\$ 249	\$ 331	\$ 624	\$ -	\$ -	\$ 66
Office of the Inspector General	\$ 469	\$ 963	\$ -	\$ 209	\$ 279	\$ 524	\$ -	\$ -	\$ 742
Domestic Nuclear Detection Office	\$ 2,658	\$ 211	\$ -	\$ 1,186	\$ 1,579	\$ 2,972	\$ -	\$ -	\$ 163
U.S. Citizenship & Immigration Services	\$ 142	\$ 18,724	\$ -	\$ 63	\$ 84	\$ 159	\$ -	\$ 4,654	\$ 14,425
NPPD - U.S. Visit	\$ 2,186	\$ 178	\$ -	\$ 975	\$ 1,298	\$ 2,444	\$ 2,000,000	\$ -	\$ 137
Undersecretary for Management / Office of the Secretary and Executive Management	\$ 4,548	\$ 2,519	\$ 20	\$ 2,138	\$ 2,843	\$ 5,350	\$ -	\$ 25,342	\$ 1,940
U.S. Secret Service	\$ 6,619	\$ 11,709	\$ 52	\$ 2,954	\$ 3,932	\$ 7,401	\$ -	\$ 2,907	\$ 9,021
U.S. Immigration & Customs Enforcement	\$ 19,719	\$ 30,518	\$ 127	\$ 8,800	\$ 11,713	\$ 22,048	\$ -	\$ 18,161	\$ 23,512
Science & Technology Directorate	\$ 3,780	\$ 666	\$ 268	\$ 1,687	\$ 2,246	\$ 4,227	\$ -	\$ -	\$ 513
Operations Coordination and Intel & Analysis	\$ 1,489	\$ 905	\$ 422	\$ 664	\$ 884	\$ 1,665	\$ -	\$ -	\$ 697
U.S. Coast Guard	\$ 34,405	\$ 11,405	\$ 822	\$ 15,354	\$ 20,437	\$ 38,469	\$ -	\$ 63,185	\$ 8,787
Transportation Security Administration	\$ 17,530	\$ 87,683	\$ 2,570	\$ 7,823	\$ 10,413	\$ 19,601	\$ -	\$ 11,626	\$ 67,552
Federal Emergency Management Agency	\$ 3,158	\$ 11,623	\$ 69,319	\$ 1,410	\$ 1,876	\$ 3,532	\$ -	\$ 39,535	\$ 8,955
National Protection and Program Directorate	\$ 2,766	\$ 1,129	\$ -	\$ 1,234	\$ 1,643	\$ 3,092	\$ -	\$ -	\$ 870
TOTAL DEPARTMENT OF HOMELAND SECURITY	\$ 142,857	\$ 265,000	\$ 73,600	\$ 63,860	\$ 85,000	\$ 160,000	\$ 2,000,000	\$ 189,973	\$ 204,160
E-GOV FUNDING REQUEST	\$ 142,857	\$ 260,870	\$ 59,316	\$ 63,860	\$ 85,000	\$ 160,000	\$ 2,000,000	\$ 189,973	\$ 204,160
									\$ 37,735,570
									\$ 37,717,156

Notes:

[1] - Additional funds are provided at the discretion of the agency

[2] - Financial estimates for government-wide effort to acquire unique identifier for Grants and Loans Award recipients

[3] - Financial estimates for government-wide effort required under Executive Order: Improving Assistance for Disaster Victims and the Disaster Relief and Emergency Assistance Act, as amended (42 U.S.C. 5121 et seq. - the "Stafford Act")

ATTACHMENT D
DEPARTMENT OF HOUSING AND URBAN DEVELOPMENT
FY 2008 E-Government Distribution

Department / Bureau	FY 2008				
	E-Rulemaking	Business Gateway	Grants.gov	Integrated Acquisition Environment	Financial Management LoB
Public and Indian Housing Programs	\$ -	\$ -	\$ -	\$ -	\$ -
Community Planning and Development	\$ -	\$ -	\$ -	\$ -	\$ -
Housing Programs	\$ -	\$ -	\$ -	\$ -	\$ -
Government National Mortgage Association	\$ -	\$ -	\$ -	\$ -	\$ -
Policy Development and Research	\$ -	\$ -	\$ -	\$ -	\$ -
Fair Housing and Equal Opportunity	\$ -	\$ -	\$ -	\$ -	\$ -
Office of Lead Hazard Control and Healthy Homes	\$ -	\$ -	\$ -	\$ -	\$ -
Management and Administration	\$ 241,000	\$ 120,000	\$ 1,105,885	\$ 53,402	\$ 142,857
TOTAL DEPARTMENT OF HOUSING AND URBAN DEVELOPMENT	\$ 241,000	\$ 120,000	\$ 1,105,885	\$ 53,402	\$ 142,857
E-GOV FUNDING REQUEST	\$ 241,000	\$ 120,000	\$ 1,105,885	\$ 53,402	\$ 142,857

Department / Bureau	FY 2008							FY 2008 Total
	Human Resources Management LoB	Grants Management LoB	Geospatial LoB	Budget Formulation and Execution LoB	IT Infrastructure LoB	IAE - Loans and Grants [1]	Disaster Assistance Improvement Plan [2]	
Public and Indian Housing Programs	\$ -	\$ -	\$ -	\$ -	\$ -	\$ -	\$ -	\$ -
Community Planning and Development	\$ -	\$ -	\$ -	\$ -	\$ -	\$ -	\$ -	\$ -
Housing Programs	\$ -	\$ -	\$ -	\$ -	\$ -	\$ -	\$ -	\$ -
Government National Mortgage Association	\$ -	\$ -	\$ -	\$ -	\$ -	\$ -	\$ -	\$ -
Policy Development and Research	\$ -	\$ -	\$ -	\$ -	\$ -	\$ -	\$ -	\$ -
Fair Housing and Equal Opportunity	\$ -	\$ -	\$ -	\$ -	\$ -	\$ -	\$ -	\$ -
Office of Lead Hazard Control and Healthy Homes	\$ -	\$ -	\$ -	\$ -	\$ -	\$ -	\$ -	\$ -
Management and Administration	\$ 65,217	\$ 112,833	\$ 36,050	\$ 85,000	\$ 20,000	\$ 285,570	\$ 476,373	\$ 2,744,187
TOTAL DEPARTMENT OF HOUSING AND URBAN DEVELOPMENT	\$ 65,217	\$ 112,833	\$ 36,050	\$ 85,000	\$ 20,000	\$ 285,570	\$ 476,373	\$ 2,744,187
E-GOV FUNDING REQUEST	\$ 65,217	\$ 112,833	\$ 36,050	\$ 85,000	\$ 20,000	\$ 285,570	\$ 476,373	\$ 2,744,187

Notes:

[1] - Financial estimates for government-wide effort to acquire unique identifier for Grants and Loans Award recipients

[2] - Financial estimates for government-wide effort required under Executive Order: Improving Assistance for Disaster Victims and the Disaster Relief and Emergency Assistance Act, as amended (42 U.S.C. 5121 et seq. - the "Stafford Act")

ATTACHMENT D
DEPARTMENT OF THE INTERIOR
FY 2008 E-Government Distribution

FY 2008								
Department / Bureau or Account	Recreation One-Stop	E-Rulemaking	Business Gateway	Geospatial One-Stop	Grants.gov	EHRI [1]	E-Travel [2]	Integrated Acquisition Environment
Bureau of Land Management	\$ -	\$ -	\$ -	\$ -	\$ -	\$ -	\$ -	\$ -
Minerals Management Service	\$ -	\$ -	\$ -	\$ -	\$ -	\$ -	\$ -	\$ -
Office of Surface Mining Reclamation and Enforcement	\$ -	\$ -	\$ -	\$ -	\$ -	\$ -	\$ -	\$ -
Bureau of Reclamation	\$ -	\$ -	\$ -	\$ -	\$ -	\$ -	\$ -	\$ -
Central Utah Project	\$ -	\$ -	\$ -	\$ -	\$ -	\$ -	\$ -	\$ -
United States Geological Survey	\$ -	\$ -	\$ -	\$ 1,635,000	\$ -	\$ -	\$ -	\$ -
Bureau of Mines	\$ -	\$ -	\$ -	\$ -	\$ -	\$ -	\$ -	\$ -
United States Fish and Wildlife Service	\$ -	\$ -	\$ -	\$ -	\$ -	\$ -	\$ -	\$ -
National Park Service	\$ -	\$ -	\$ -	\$ -	\$ -	\$ -	\$ -	\$ -
Bureau of Indian Affairs and Bureau of Indian Education	\$ -	\$ -	\$ -	\$ -	\$ -	\$ -	\$ -	\$ -
Departmental Offices	\$ -	\$ -	\$ -	\$ -	\$ -	\$ -	\$ -	\$ -
Insular Affairs	\$ -	\$ -	\$ -	\$ -	\$ -	\$ -	\$ -	\$ -
Office of the Solicitor	\$ -	\$ -	\$ -	\$ -	\$ -	\$ -	\$ -	\$ -
Office of Inspector General	\$ -	\$ -	\$ -	\$ -	\$ -	\$ -	\$ -	\$ -
Office of Special Trustee for American Indians	\$ -	\$ -	\$ -	\$ -	\$ -	\$ -	\$ -	\$ -
National Indian Gaming Commission	\$ -	\$ -	\$ -	\$ -	\$ -	\$ -	\$ -	\$ -
Department-Wide Programs (Working Capital Fund 14 X 4523)	\$ 200,000	\$ 535,000	\$ 88,000	\$ 300,000	\$ 536,187	\$ 30,000	\$ 1,164,000	\$ 479,567
TOTAL DEPARTMENT OF THE INTERIOR	\$ 200,000	\$ 535,000	\$ 88,000	\$ 1,935,000	\$ 536,187	\$ 30,000	\$ 1,164,000	\$ 479,567
E-GOV FUNDING REQUEST	\$ 200,000	\$ 535,000	\$ 88,000	\$ 1,935,000	\$ 536,187	\$ 30,000	\$ 392,816	\$ 479,567

FY 2008								
Department / Bureau	Financial Management LoB	Human Resources Management LoB	Grants Management LoB	Geospatial LoB	Budget Formulation and Execution LoB	IT Infrastructure LoB	IAE - Loans and Grants [3]	Disaster Assistance Improvement Plan [4]
Bureau of Land Management	\$ -	\$ -	\$ -	\$ -	\$ -	\$ -	\$ -	\$ -
Minerals Management Service	\$ -	\$ -	\$ -	\$ -	\$ -	\$ -	\$ -	\$ -
Office of Surface Mining Reclamation and Enforcement	\$ -	\$ -	\$ -	\$ -	\$ -	\$ -	\$ -	\$ -
Bureau of Reclamation	\$ -	\$ -	\$ -	\$ -	\$ -	\$ -	\$ -	\$ -
Central Utah Project	\$ -	\$ -	\$ -	\$ -	\$ -	\$ -	\$ -	\$ -
United States Geological Survey	\$ -	\$ -	\$ -	\$ 383,160	\$ -	\$ -	\$ -	\$ -
Bureau of Mines	\$ -	\$ -	\$ -	\$ -	\$ -	\$ -	\$ -	\$ -
United States Fish and Wildlife Service	\$ -	\$ -	\$ -	\$ -	\$ -	\$ -	\$ -	\$ -
National Park Service	\$ -	\$ -	\$ -	\$ -	\$ -	\$ -	\$ -	\$ -
Bureau of Indian Affairs and Bureau of Indian Education	\$ -	\$ -	\$ -	\$ -	\$ -	\$ -	\$ -	\$ -
Departmental Offices	\$ -	\$ -	\$ -	\$ -	\$ -	\$ -	\$ -	\$ -
Insular Affairs	\$ -	\$ -	\$ -	\$ -	\$ -	\$ -	\$ -	\$ -
Office of the Solicitor	\$ -	\$ -	\$ -	\$ -	\$ -	\$ -	\$ -	\$ -
Office of Inspector General	\$ -	\$ -	\$ -	\$ -	\$ -	\$ -	\$ -	\$ -
Office of Special Trustee for American Indians	\$ -	\$ -	\$ -	\$ -	\$ -	\$ -	\$ -	\$ -
National Indian Gaming Commission	\$ -	\$ -	\$ -	\$ -	\$ -	\$ -	\$ -	\$ -
Department-Wide Programs (Working Capital Fund 14 X 4523)	\$ 75,000	\$ 130,435	\$ 59,316	\$ -	\$ 85,000	\$ 80,000	\$ 189,973	\$ 204,160
TOTAL DEPARTMENT OF THE INTERIOR	\$ 75,000	\$ 130,435	\$ 59,316	\$ 383,160	\$ 85,000	\$ 80,000	\$ 189,973	\$ 204,160
E-GOV FUNDING REQUEST	\$ 75,000	\$ 130,435	\$ 59,316	\$ 383,160	\$ 85,000	\$ 80,000	\$ 189,973	\$ 204,160
								\$ 6,174,798
								\$ 5,403,614

Notes:

[1] - DoI is excused from providing an agency contribution to EHRI in FY 2008

[2] - The difference in the E-Gov Request and DoI's total to E-Travel is due to the additional cost of migration as a result of increased services/functionality offered through the initiative.

[3] - Financial estimates for government-wide effort to acquire unique identifier for Grants and Loans Award recipients

[4] - Financial estimates for government-wide effort required under Executive Order: Improving Assistance for Disaster Victims and the Disaster Relief and Emergency Assistance Act, as amended (42 U.S.C. 5121 et seq. - the "Stafford Act")

ATTACHMENT D
DEPARTMENT OF JUSTICE
FY 2008 E-Government Distribution

FY 2008						
Department / Bureau	E-Rulemaking	Business Gateway	Grants.gov	E-Travel (1)	Integrated Acquisition Environment	Financial Management LoB
Antitrust Division	\$ -	\$ -	\$ -	\$ 9,613	\$ 2,934	\$ 512
Asset Forfeiture	\$ -	\$ -	\$ -	\$ -	\$ 421	\$ 75
Bureau of Alcohol, Tobacco, Firearms, and Explosives	\$ 22,401	\$ 58,710	\$ -	\$ 57,702	\$ 19,532	\$ 3,328
Bureau of Prisons (excluding FPI)	\$ 53,911	\$ -	\$ -	\$ 418,667	\$ 99,147	\$ 17,533
Community Oriented Policing Services	\$ -	\$ -	\$ 8,790	\$ 2,282	\$ 10,754	\$ 1,372
Community Relations Services	\$ -	\$ -	\$ -	\$ 633	\$ 203	\$ 34
CSOSA	\$ -	\$ -	\$ -	\$ -	\$ -	\$ -
Department of Homeland Security (INS)	\$ -	\$ -	\$ -	\$ -	\$ -	\$ -
Detention Trustee	\$ -	\$ -	\$ -	\$ 237	\$ 24,329	\$ 4,132
Drug Enforcement Administration	\$ 43,326	\$ 37,218	\$ -	\$ 119,245	\$ 34,632	\$ 6,007
Executive Office for Immigration Review	\$ 35,202	\$ 987	\$ -	\$ 15,408	\$ 4,502	\$ 781
Federal Bureau of Investigation	\$ 21,171	\$ 18,055	\$ -	\$ 382,530	\$ 118,870	\$ 20,621
Federal Prison Industries (FPI)	\$ -	\$ -	\$ -	\$ 21,621	\$ 66	\$ 12
FEW	\$ -	\$ -	\$ -	\$ -	\$ -	\$ -
Foreign Claims Settlement Commission	\$ -	\$ -	\$ -	\$ 124	\$ 31	\$ 5
ICITAP	\$ -	\$ -	\$ -	\$ -	\$ -	\$ -
Independent Council	\$ -	\$ -	\$ -	\$ -	\$ -	\$ -
Interagency Law Enforcement	\$ -	\$ -	\$ -	\$ -	\$ 2,452	\$ -
JUST/JABS/JCON/PMO/LAQA	\$ -	\$ -	\$ -	\$ 802	\$ 2,452	\$ 439
Legal Activities and U.S. Marshals	\$ 41,356	\$ 1,412	\$ -	\$ 102,220	\$ 29,547	\$ 5,212
Narrowband	\$ -	\$ -	\$ -	\$ 215	\$ 1,751	\$ 316
National Security Division	\$ -	\$ -	\$ -	\$ 3,073	\$ 1,329	\$ 110
NDIC	\$ -	\$ -	\$ -	\$ 2,700	\$ 774	\$ 137
Office of Justice Programs	\$ 19,201	\$ 3,617	\$ 527,397	\$ 7,591	\$ 35,601	\$ 6,293
Office of the Inspector General	\$ -	\$ -	\$ -	\$ 5,196	\$ 1,400	\$ 242
Office on Violence Against Women	\$ 2,462	\$ -	\$ -	\$ 520	\$ 7,593	\$ 1,357
Organized Crime Drug Enforcement TF	\$ -	\$ -	\$ -	\$ -	\$ -	\$ -
Radiation Exposure Compensation	\$ -	\$ -	\$ -	\$ -	\$ -	\$ -
U.S. Attorneys	\$ 492	\$ -	\$ -	\$ 132,021	\$ 32,845	\$ 5,690
U.S. Parole Commission	\$ -	\$ -	\$ -	\$ 1,107	\$ 228	\$ 39
U.S. Trustees	\$ 1,477	\$ -	\$ -	\$ 16,493	\$ 4,429	\$ 753
Justice Management Division	\$ -	\$ -	\$ -	\$ -	\$ -	\$ -
TOTAL DEPARTMENT OF JUSTICE	\$ 241,000	\$ 120,000	\$ 536,187	\$ 1,300,000	\$ 433,370	\$ 75,000
E-GOV FUNDING REQUEST	\$ 241,000	\$ 120,000	\$ 536,187	\$ 700,721	\$ 433,370	\$ 75,000

FY 2008									
Department / Bureau	Human Resources Management LoB	Grants Management LoB	Case Management LoB	Geospatial Line of Business	Budget Formulation and Execution LoB	IT Infrastructure LoB	IAE - Loans and Grants [2]	Disaster Assistance Improvement Plan [3]	
Antitrust Division	\$ 1,929	\$ -	\$ 10,250	\$ 452	\$ -	\$ 1,133	\$ 609	\$ 530	
Asset Forfeiture	\$ -	\$ -	\$ -	\$ 37	\$ -	\$ 90	\$ 87	\$ 42	
Bureau of Alcohol, Tobacco, Firearms, and Explosives	\$ 11,578	\$ -	\$ -	\$ 2,857	\$ -	\$ 7,156	\$ 4,056	\$ 3,346	
Bureau of Prisons (Excluding FPI)	\$ 84,014	\$ -	\$ -	\$ 17,586	\$ -	\$ 44,063	\$ 20,584	\$ 20,602	
Community Oriented Policing Services	\$ 458	\$ 972	\$ -	\$ 848	\$ -	\$ 2,128	\$ 2,233	\$ 994	
Community Relations Services	\$ 127	\$ -	\$ -	\$ 30	\$ -	\$ 78	\$ 42	\$ 36	
CSOSA	\$ -	\$ -	\$ -	\$ -	\$ -	\$ -	\$ -	\$ -	
Department of Homeland Security (INS)	\$ -	\$ -	\$ -	\$ -	\$ -	\$ -	\$ -	\$ -	
Detention Trustee	\$ 48	\$ -	\$ -	\$ 1,799	\$ -	\$ 4,506	\$ 5,051	\$ 2,107	
Drug Enforcement Administration	\$ 23,929	\$ -	\$ -	\$ 5,480	\$ -	\$ 13,730	\$ 7,190	\$ 6,420	
Executive Office for Immigration Review	\$ 3,092	\$ -	\$ -	\$ 711	\$ -	\$ 1,779	\$ 935	\$ 832	
Federal Bureau of Investigation	\$ 76,762	\$ -	\$ -	\$ 18,153	\$ -	\$ 45,480	\$ 24,679	\$ 21,265	
Federal Prison Industries	\$ 4,339	\$ -	\$ -	\$ 536	\$ -	\$ 1,343	\$ 14	\$ 628	
FEW	\$ -	\$ -	\$ -	\$ -	\$ -	\$ -	\$ -	\$ -	
Foreign Claims Settlement Commission	\$ 25	\$ -	\$ -	\$ 5	\$ -	\$ 13	\$ 6	\$ 6	
ICITAP	\$ -	\$ -	\$ -	\$ -	\$ -	\$ -	\$ -	\$ -	
Independent Council	\$ -	\$ -	\$ -	\$ -	\$ -	\$ -	\$ -	\$ -	
JUST/JABS/JCON/PMO/LAQA	\$ 161	\$ -	\$ -	\$ 200	\$ -	\$ 502	\$ 510	\$ 235	
Legal Activities and U.S. Marshals	\$ 20,512	\$ -	\$ 48,985	\$ 4,683	\$ -	\$ 11,745	\$ 6,133	\$ 5,491	
Narrowband	\$ 43	\$ -	\$ -	\$ 135	\$ -	\$ 336	\$ 363	\$ 157	
National Security Division	\$ 617	\$ -	\$ -	\$ 174	\$ -	\$ 434	\$ 276	\$ 203	
NDIC	\$ 541	\$ -	\$ -	\$ 123	\$ -	\$ 309	\$ 161	\$ 144	
Office of Justice Programs	\$ 1,523	\$ 58,344	\$ -	\$ 2,809	\$ -	\$ 7,039	\$ 7,392	\$ 3,291	
Office of the Inspector General	\$ 1,043	\$ -	\$ -	\$ 231	\$ -	\$ 578	\$ 291	\$ 270	
Office on Violence Against Women	\$ 104	\$ -	\$ -	\$ 573	\$ -	\$ 1,434	\$ 1,576	\$ 670	
Organized Crime Drug Enforcement TF	\$ -	\$ -	\$ -	\$ -	\$ -	\$ -	\$ -	\$ -	
Radiation Exposure Compensation	\$ -	\$ -	\$ -	\$ -	\$ -	\$ -	\$ -	\$ -	
U.S. Attorneys	\$ 26,493	\$ -	\$ 140,765	\$ 5,662	\$ -	\$ 14,186	\$ 6,819	\$ 6,633	
U.S. Parole Commission	\$ 222	\$ -	\$ -	\$ 45	\$ -	\$ 110	\$ 47	\$ 52	
U.S. Trustees	\$ 3,310	\$ -	\$ -	\$ 731	\$ -	\$ 1,832	\$ 919	\$ 857	
Justice Management Division	\$ -	\$ -	\$ -	\$ -	\$ 85,000	\$ -	\$ -	\$ -	
TOTAL DEPARTMENT OF JUSTICE	\$ 260,870	\$ 59,316	\$ 200,000	\$ 63,860	\$ 85,000	\$ 160,000	\$ 89,973	\$ 74,811	FY 2008 Total
E-GOV FUNDING REQUEST	\$ 260,870	\$ 59,316	\$ 200,000	\$ 63,860	\$ 85,000	\$ 160,000	\$ 89,973	\$ 74,811	\$ 3,690,387
									\$ 3,100,108

Notes:

[1] - Agency contributing additional funds (beyond requested amount) for contractor support

[2] - Financial estimates for government-wide effort to acquire unique identifier for Grants and Loans Award recipients

[3] - Financial estimates for government-wide effort required under Executive Order: Improving Assistance for Disaster Victims and the Disaster Relief and Emergency Assistance Act, as amended (42 U.S.C. 5121 et seq. - the "Stafford Act")

ATTACHMENT D
DEPARTMENT OF LABOR
FY 2008 E-Government Distribution

FY 2008					
Department / Bureau	E-Rulemaking	Business Gateway	Grants.gov	Integrated Acquisition Environment	Financial Management LoB
Employment and Training Administration	\$ 90,950	\$ 10,874	\$ 525,463	\$ 34,636	\$ -
Employee Benefits Security Administration	\$ 133,750	\$ 103,313	\$ -	\$ 6,597	\$ -
Pension Benefit Guaranty Corporation	\$ -	\$ -	\$ -	\$ -	\$ -
Employment Standards Administration	\$ 42,800	\$ 103,313	\$ -	\$ 6,597	\$ -
Occupational Safety and Health Administration	\$ 160,500	\$ 103,313	\$ 2,681	\$ 14,844	\$ -
Mine Safety and Health Administration	\$ 101,650	\$ 103,313	\$ 2,681	\$ 17,813	\$ -
Bureau of Labor Statistics	\$ -	\$ -	\$ -	\$ 19,297	\$ -
Departmental Management	\$ 5,350	\$ 10,874	\$ 5,362	\$ 65,150	\$ 75,000
TOTAL DEPARTMENT OF LABOR	\$ 535,000	\$ 435,000	\$ 536,187	\$ 164,934	\$ 75,000
E-GOV FUNDING REQUEST	\$ 535,000	\$ 435,000	\$ 536,187	\$ 164,934	\$ 75,000

FY 2008								
Department / Bureau	Human Resources Management LoB	Grants Management LoB	Geospatial LoB	Budget Formulation and Execution LoB	IT Infrastructure LoB	IAE - Loans and Grants [1]	Disaster Assistance Improvement Plan [2]	
Employment and Training Administration	\$ -	\$ 110,577	\$ -	\$ -	\$ -	\$ 87,094	\$ -	
Employee Benefits Security Administration	\$ -	\$ -	\$ -	\$ -	\$ -	\$ -	\$ -	
Pension Benefit Guaranty Corporation	\$ -	\$ -	\$ -	\$ -	\$ -	\$ -	\$ -	
Employment Standards Administration	\$ -	\$ -	\$ -	\$ -	\$ -	\$ -	\$ -	
Occupational Safety and Health Administration	\$ -	\$ 564	\$ -	\$ -	\$ -	\$ 1,727	\$ -	
Mine Safety and Health Administration	\$ -	\$ 564	\$ -	\$ -	\$ -	\$ 9	\$ -	
Bureau of Labor Statistics	\$ -	\$ -	\$ 15,450	\$ -	\$ -	\$ 1,053	\$ -	
Departmental Management	\$ 65,217	\$ 1,128	\$ -	\$ 85,000	\$ 20,000	\$ 90	\$ 1,169,209	
TOTAL DEPARTMENT OF LABOR	\$ 65,217	\$ 112,833	\$ 15,450	\$ 85,000	\$ 20,000	\$ 89,973	\$ 1,169,209	
E-GOV FUNDING REQUEST	\$ 65,217	\$ 112,833	\$ 15,450	\$ 85,000	\$ 20,000	\$ 89,973	\$ 1,169,209	
								FY 2008 Total
								\$ 3,303,803
								\$ 3,303,803

Notes:

[1] - Financial estimates for government-wide effort to acquire unique identifier for Grants and Loans Award recipients

[2] - Financial estimates for government-wide effort required under Executive Order: Improving Assistance for Disaster Victims and the Disaster Relief and Emergency Assistance Act, as amended (42 U.S.C. 5121 et seq. - the "Stafford Act")

ATTACHMENT D
DEPARTMENT OF STATE
FY 2008 E-Government Distribution

FY 2008						
Department / Bureau	E-Rulemaking	Business Gateway	Grants.gov	E-Travel	Integrated Acquisition Environment	Financial Management LoB
Department of State, Capital Investment Fund Account (19X0120)	\$ 135,000	\$ 88,000	\$ 133,900	\$ 400,000	\$ 578,486	\$ 75,000
TOTAL DEPARTMENT OF STATE	\$ 135,000	\$ 88,000	\$ 133,900	\$ 400,000	\$ 578,486	\$ 75,000
E-GOV FUNDING REQUEST	\$ 135,000	\$ 88,000	\$ 133,900	\$ 400,000	\$ 578,486	\$ 75,000

FY 2008								
Department / Bureau	Human Resources Management LoB	Grants Management LoB	Geospatial LoB	Budget Formulation and Execution LoB	IT Infrastructure LoB	IAE - Loans and Grants [1]	Disaster Assistance Improvement Plan [2]	
Department of State, Capital Investment Fund Account (19X0120)	\$ 65,217	\$ 28,460	\$ 36,050	\$ 85,000	\$ 80,000	\$ 22,469	\$ 204,160	FY 2008 Total
TOTAL DEPARTMENT OF STATE	\$ 65,217	\$ 28,460	\$ 36,050	\$ 85,000	\$ 80,000	\$ 22,469	\$ 204,160	\$ 1,931,742
E-GOV FUNDING REQUEST	\$ 65,217	\$ 28,460	\$ 36,050	\$ 85,000	\$ 80,000	\$ 22,469	\$ 204,160	\$ 1,931,742

Notes:

[1] - Financial estimates for government-wide effort to acquire unique identifier for Grants and Loans Award recipients

[2] - Financial estimates for government-wide effort required under Executive Order: Improving Assistance for Disaster Victims and the Disaster Relief and Emergency Assistance Act, as amended (42 U.S.C. 5121 et seq. - the "Stafford Act")

ATTACHMENT D
DEPARTMENT OF TRANSPORTATION
FY 2008 E-Government Distribution

Department / Bureau	FY 2008				
	E-Rulemaking	Business Gateway	Grants.gov	Integrated Acquisition Environment	Financial Management LoB
Office of the Secretary	\$ 288,708	\$ 40,249	\$ 1,911	\$ 8,495	\$ 5,986
Federal Aviation Administration	\$ 95,179	\$ 148,613	\$ 239,576	\$ 35,572	\$ 77,399
Federal Highway Administration	\$ 27,048	\$ 21,673	\$ 677,524	\$ 32,741	\$ 29,186
Federal Motor Carrier Safety Administration	\$ 63,725	\$ 40,249	\$ 8,513	\$ 4,183	\$ 5,914
National Highway Traffic Safety Administration	\$ 173,828	\$ 32,509	\$ 13,461	\$ 11,824	\$ 2,643
Federal Railroad Administration	\$ 21,095	\$ 75,854	\$ 2,988	\$ 4,809	\$ 2,929
Federal Transit Administration	\$ 2,940	\$ -	\$ 152,467	\$ 3,273	\$ 6,543
Saint Lawrence Seaway Development Corporation	\$ 74	\$ -	\$ 273	\$ 413	\$ -
Pipeline and Hazardous Materials Safety Administration	\$ 10,658	\$ 9,288	\$ 2,474	\$ 2,533	\$ 1,714
Research and Innovative Technology Administration	\$ 48,437	\$ 17,028	\$ 192	\$ 12,365	\$ 6,243
Office of Inspector General	\$ -	\$ -	\$ 1,061	\$ -	\$ 1,086
Surface Transportation Board	\$ -	\$ -	\$ 418	\$ -	\$ 443
Maritime Administration	\$ 3,308	\$ 49,537	\$ 5,027	\$ 26,082	\$ 2,771
TOTAL DEPARTMENT OF TRANSPORTATION	\$ 735,000	\$ 435,000	\$ 1,105,885	\$ 142,290	\$ 142,857
E-GOV FUNDING REQUEST	\$ 735,000	\$ 435,000	\$ 1,105,885	\$ 142,290	\$ 142,857

Department / Bureau	FY 2008							
	Human Resources Management LoB	Grants Management LoB	Geospatial LoB	Budget Formulation and Execution LoB	IT Infrastructure LoB	IAE - Loans and Grants [1]	Disaster Assistance Improvement Plan [2]	
Office of the Secretary	\$ 1,521	\$ 195	\$ -	\$ 147	\$ 447	\$ 17,049	\$ 4,073	
Federal Aviation Administration	\$ 108,926	\$ 24,444	\$ 54,100	\$ 18,414	\$ 15,819	\$ 71,392	\$ 42,793	
Federal Highway Administration	\$ 6,855	\$ 69,127	\$ 3,864	\$ 52,076	\$ 1,363	\$ 65,710	\$ 11,468	
Federal Motor Carrier Safety Administration	\$ 2,430	\$ 869	\$ 265	\$ 654	\$ 437	\$ 8,396	\$ 1,476	
National Highway Traffic Safety Administration	\$ 1,509	\$ 1,373	\$ 1,391	\$ 1,035	\$ 355	\$ 23,731	\$ 2,686	
Federal Railroad Administration	\$ 1,943	\$ 305	\$ 1,038	\$ 230	\$ 316	\$ 9,652	\$ 3,816	
Federal Transit Administration	\$ 1,245	\$ 15,556	\$ -	\$ 11,719	\$ 192	\$ 6,568	\$ 1,776	
Saint Lawrence Seaway Development Corporation	\$ 343	\$ 28	\$ -	\$ 21	\$ 27	\$ 828	\$ -	
Pipeline and Hazardous Materials Safety Administration	\$ 871	\$ 252	\$ 2,297	\$ 190	\$ 173	\$ 5,083	\$ 111	
Research and Innovative Technology Administration	\$ 1,681	\$ 20	\$ 905	\$ 15	\$ 492	\$ 24,816	\$ 5,387	
Office of Inspector General	\$ 957	\$ 108	\$ -	\$ 81	\$ 132	\$ -	\$ 675	
Surface Transportation Board	\$ 338	\$ 43	\$ -	\$ 32	\$ -	\$ -	\$ -	
Maritime Administration	\$ 1,816	\$ 513	\$ -	\$ 386	\$ 247	\$ 52,345	\$ 550	
TOTAL DEPARTMENT OF TRANSPORTATION	\$ 130,435	\$ 112,833	\$ 63,860	\$ 85,000	\$ 20,000	\$ 285,570	\$ 74,811	FY 2008 Total
E-GOV FUNDING REQUEST	\$ 130,435	\$ 112,833	\$ 63,860	\$ 85,000	\$ 20,000	\$ 285,570	\$ 74,811	\$ 3,333,541

Notes:

[1] - Financial estimates for government-wide effort to acquire unique identifier for Grants and Loans Award recipients

[2] - Financial estimates for government-wide effort required under Executive Order: Improving Assistance for Disaster Victims and the Disaster Relief and Emergency Assistance Act, as amended (42 U.S.C. 5121 et seq. - the "Stafford Act")

ATTACHMENT D
DEPARTMENT OF THE TREASURY
FY 2008 E-Government Distribution

FY 2008						
Department / Bureau	IRS Free File	E-Rulemaking	Business Gateway	Grants.gov	Integrated Acquisition Environment	Financial Management LoB
Departmental Offices	\$ -	\$ 535,000	\$ 435,000	\$ -	\$ 5,270	\$ -
Financial Crimes Enforcement Network	\$ -	\$ -	\$ -	\$ -	\$ 1,166	\$ -
Financial Management Service	\$ -	\$ -	\$ -	\$ -	\$ 6,922	\$ -
Federal Financing Bank	\$ -	\$ -	\$ -	\$ -	\$ 51	\$ -
Alcohol and Tobacco Tax and Trade Bureau	\$ -	\$ -	\$ -	\$ -	\$ 1,825	\$ -
Bureau of Engraving and Printing	\$ -	\$ -	\$ -	\$ -	\$ 7,346	\$ -
United States Mint	\$ -	\$ -	\$ -	\$ -	\$ 6,448	\$ -
Bureau of the Public Debt	\$ -	\$ -	\$ -	\$ -	\$ 7,575	\$ 75,000
Internal Revenue Service	\$ 70,000	\$ -	\$ -	\$ 25,493	\$ 305,765	\$ -
Community Development Financial Insti Funds	\$ -	\$ -	\$ -	\$ 51,757	\$ 206	\$ -
Comptroller of the Currency	\$ -	\$ -	\$ -	\$ -	\$ 9,929	\$ -
Office of Thrift Supervision	\$ -	\$ -	\$ -	\$ -	\$ 3,415	\$ -
Interest on the Public Dept	\$ -	\$ -	\$ -	\$ -	\$ -	\$ -
TOTAL DEPARTMENT OF THE TREASURY	\$ 70,000	\$ 535,000	\$ 435,000	\$ 77,250	\$ 355,918	\$ 75,000
E-GOV FUNDING REQUEST	\$ 70,000	\$ 535,000	\$ 435,000	\$ 77,250	\$ 355,918	\$ 75,000

FY 2008							
Department / Bureau	Human Resources Management LoB	Grants Management LoB	Geospatial LoB	Budget Formulation and Execution LoB	IT Infrastructure LoB	IAE - Loans and Grants [1]	Disaster Assistance Improvement Plan [2]
Departmental Offices	\$ 3,166	\$ 28,460	\$ 15,450	\$ 85,000	\$ 160,000	\$ 112,963	\$ -
Financial Crimes Enforcement Network	\$ 675	\$ -	\$ -	\$ -	\$ -	\$ -	\$ -
Financial Management Service	\$ 4,262	\$ -	\$ -	\$ -	\$ -	\$ -	\$ -
Federal Financing Bank	\$ 35	\$ -	\$ -	\$ -	\$ -	\$ -	\$ -
Alcohol and Tobacco Tax and Trade Bureau	\$ 1,111	\$ -	\$ -	\$ -	\$ -	\$ -	\$ -
Bureau of Engraving and Printing	\$ 4,517	\$ -	\$ -	\$ -	\$ -	\$ -	\$ -
United States Mint	\$ 3,979	\$ -	\$ -	\$ -	\$ -	\$ -	\$ -
Bureau of the Public Debt	\$ 4,237	\$ -	\$ -	\$ -	\$ -	\$ -	\$ -
Internal Revenue Service	\$ 230,609	\$ -	\$ -	\$ -	\$ -	\$ -	\$ 476,373
Community Development Financial Insti Funds	\$ 104	\$ -	\$ -	\$ -	\$ -	\$ -	\$ -
Comptroller of the Currency	\$ 6,178	\$ -	\$ -	\$ -	\$ -	\$ -	\$ -
Office of Thrift Supervision	\$ 1,997	\$ -	\$ -	\$ -	\$ -	\$ -	\$ -
Interest on the Public Dept	\$ -	\$ -	\$ -	\$ -	\$ -	\$ -	\$ -
TOTAL DEPARTMENT OF THE TREASURY	\$ 260,870	\$ 28,460	\$ 15,450	\$ 85,000	\$ 160,000	\$ 112,963	\$ 476,373
E-GOV FUNDING REQUEST	\$ 260,870	\$ 28,460	\$ 15,450	\$ 85,000	\$ 160,000	\$ 112,963	\$ 476,373
							FY 2008 Total
							\$ 2,687,284
							\$ 2,687,284

Notes:

[1] - Financial estimates for government-wide effort to acquire unique identifier for Grants and Loans Award recipients

[2] - Financial estimates for government-wide effort required under Executive Order: Improving Assistance for Disaster Victims and the Disaster Relief and Emergency Assistance Act, as amended (42 U.S.C. 5121 et seq. - the "Stafford Act")

ATTACHMENT D
DEPARTMENT OF VETERANS AFFAIRS
FY 2008 E-Government Distribution

FY 2008						
Department / Bureau	E-Rulemaking	Business Gateway	Grants.gov	E-Travel	Integrated Acquisition Environment	Financial Management LoB
Office of Information & Technology	\$ 135,000	\$ 120,000	\$ 133,900	\$ 399,296	\$ 1,560,866	\$ 142,857
TOTAL DEPARTMENT OF VETERANS AFFAIRS	\$ 135,000	\$ 120,000	\$ 133,900	\$ 399,296	\$ 1,560,866	\$ 142,857
E-GOV FUNDING REQUEST	\$ 135,000	\$ 120,000	\$ 133,900	\$ 399,296	\$ 1,560,866	\$ 142,857

FY 2008									
Department / Bureau	Human Resources Management LoB	Grants Management LoB	Federal Health Architecture LoB	Geospatial LoB	Budget Formulation and Execution LoB	IT Infrastructure LoB	IAE - Loans and Grants [1]	Disaster Assistance Improvement Plan [2]	
Office of Information & Technology	\$ 260,870	\$ 28,460	\$ 1,861,174	\$ 15,450	\$ 85,000	\$ 80,000	\$ 122,469	\$ 476,373	FY 2008 Total
TOTAL DEPARTMENT OF VETERANS AFFAIRS	\$ 260,870	\$ 28,460	\$ 1,861,174	\$ 15,450	\$ 85,000	\$ 80,000	\$ 122,469	\$ 476,373	\$ 5,421,715
E-GOV FUNDING REQUEST	\$ 260,870	\$ 28,460	\$ 1,861,174	\$ 15,450	\$ 85,000	\$ 80,000	\$ 122,469	\$ 476,373	\$ 5,421,715

Notes:

[1] - Financial estimates for government-wide effort to acquire unique identifier for Grants and Loans Award recipients

[2] - Financial estimates for government-wide effort required under Executive Order: Improving Assistance for Disaster Victims and the Disaster Relief and Emergency Assistance Act, as amended (42 U.S.C. 5121 et seq. - the "Stafford Act")

ATTACHMENT D
GENERAL SERVICES ADMINISTRATION
FY 2008 E-Government Distribution

FY 2008					
Department / Bureau or Account	USA Services [1]	E-Rulemaking	Federal Asset Sales [2]	Business Gateway	Integrated Acquisition Environment
Real Property Activities	\$ -	\$ -	\$ 668,000	\$ -	\$ -
Supply and Technology Activities	\$ -	\$ -	\$ 1,000,000	\$ -	\$ -
General Activities	\$ 7,875,920	\$ 241,000	\$ -	\$ 438,400	\$ 3,548,929
TOTAL GENERAL SERVICES ADMINISTRATION	\$ 7,875,920	\$ 241,000	\$ 1,668,000	\$ 438,400	\$ 3,548,929
E-GOV FUNDING REQUEST	\$ 8,165,437	\$ 241,000	\$ 2,071,000	\$ 438,400	\$ 3,548,929

FY 2008						
Department / Bureau	Financial Management LoB	Human Resources Management LoB	Geospatial LoB	Budget Formulation and Execution LoB	IT Infrastructure LoB	
Real Property Activities	\$ -	\$ -	\$ 36,050	\$ -	\$ -	
Supply and Technology Activities	\$ -	\$ -	\$ -	\$ -	\$ 4,000,000	
General Activities	\$ 44,444	\$ 65,217	\$ -	\$ 85,000	\$ 20,000	
TOTAL GENERAL SERVICES ADMINISTRATION	\$ 44,444	\$ 65,217	\$ 36,050	\$ 85,000	\$ 4,020,000	\$ 18,022,960
E-GOV FUNDING REQUEST	\$ 44,444	\$ 65,217	\$ 36,050	\$ 85,000	\$ 4,020,000	\$ 18,715,477

Notes:

[1] Change in GSA funding is a result of a change in customer needs

[2] E-Gov funding request included additional development funds no longer required by the initiative

ATTACHMENT D
OTHER AGENCIES
FY 2008 E-Government Distribution

Agencies without Bureau Breakouts
--

Corporation for National Community Service
Environmental Protection Agency
Institute of Musuem and Library Services
National Aeronautics and Space Administration
National Archives and Records Administration
National Science Foundation
Nuclear Regulatory Commission
National Endowment for the Arts
National Endowment for the Humanities
Office of Management and Budget
Office of Personnel Management
Securities and Exchange Commission
Small Business Administration
Social Security Administration
U.S. Agency for International Development
U.S. Army Corps of Engineers

Attachment E

FY07 Agency Funding for E-Gov and LoB Initiatives by Agency

Agency	Initiative	FY07 Agency Contributions*
Corporation for National Community Service	Grants.gov	\$130,000
	Grants Management LoB	\$30,074
	CNCS Total	\$160,074
Department of Agriculture	Recreation One-Stop	\$50,000
	E-Rulemaking	\$855,000
	Business Gateway	\$720,767
	Grants.gov	\$1,073,675
	Integrated Acquisition Environment	\$445,706
	Financial Management LoB	\$83,333
	Human Resources Management LoB	\$260,870
	Grants Management LoB	\$100,246
	Geospatial LoB	\$102,000
	Budget Formulation and Execution LoB	\$75,000
	IT Infrastructure LoB	\$160,000
	USDA Total	\$3,926,597
Department of Commerce	E-Rulemaking	\$855,000
	International Trade Process Streamlining	\$740,000
	Business Gateway	\$328,817
	Grants.gov	\$520,570
	Integrated Acquisition Environment	\$174,415
	Financial Management LoB	\$83,333
	Human Resources Management LoB	\$130,435
	Grants Management LoB	\$60,147
	Geospatial LoB	\$162,000
	IT Infrastructure LoB	\$20,000
DoC Total	\$3,074,717	

Attachment E

FY07 Agency Funding for E-Gov and LoB Initiatives by Agency

Agency	Initiative	FY07 Agency Contributions*
Department of Defense	E-Rulemaking	\$615,000
	Business Gateway	\$328,817
	Grants.gov	\$520,570
	Integrated Acquisition Environment	\$24,135,475
	Financial Management LoB	\$83,333
	Human Resources Management LoB	\$260,870
	Grants Management LoB	\$60,147
	Federal Health Architecture LoB	\$1,789,590
	Geospatial LoB	\$42,000
	Budget Formulation and Execution LoB	\$75,000
	IT Infrastructure LoB	\$480,000
	DoD Total	\$28,390,802
Department of Education	E-Rulemaking	\$155,000
	Business Gateway	\$328,817
	Grants.gov	\$1,073,675
	Integrated Acquisition Environment	\$81,181
	Financial Management LoB	\$83,333
	Human Resources Management LoB	\$65,217
	Grants Management LoB	\$100,246
	Geospatial LoB	\$15,000
	Budget Formulation and Execution LoB	\$75,000
	IT Infrastructure LoB	\$20,000
	ED Total	\$1,997,469

Attachment E

FY07 Agency Funding for E-Gov and LoB Initiatives by Agency

Agency	Initiative	FY07 Agency Contributions*
Department of Energy	E-Rulemaking	\$280,000
	Business Gateway	\$131,527
	Grants.gov	\$520,570
	Integrated Acquisition Environment	\$2,302,320
	Financial Management LoB	\$83,333
	Human Resources Management LoB	\$65,217
	Grants Management LoB	\$60,147
	Geospatial LoB	\$42,000
	Budget Formulation and Execution LoB	\$75,000
	IT Infrastructure LoB	\$160,000
	DoE Total	\$3,720,114
Department of Health and Human Services	E-Rulemaking	\$855,000
	Business Gateway	\$720,767
	Grants.gov	\$1,900,000
	Integrated Acquisition Environment	\$1,331,947
	Financial Management LoB	\$83,333
	Human Resources Management LoB	\$130,435
	Grants Management LoB	\$100,246
	Federal Health Architecture LoB	\$3,386,120
	Geospatial LoB	\$62,000
	Budget Formulation and Execution LoB	\$75,000
	IT Infrastructure LoB	\$80,000
	HHS Total	\$8,724,848

Attachment E

FY07 Agency Funding for E-Gov and LoB Initiatives by Agency

Agency	Initiative	FY07 Agency Contributions*
Department of Homeland Security	E-Rulemaking	\$855,000
	Business Gateway	\$720,767
	Disaster Management	\$12,270,000
	SAFECOM	\$29,735,000
	Grants.gov	\$520,570
	Integrated Acquisition Environment	\$1,017,520
	Financial Management LoB	\$83,333
	Human Resources Management LoB	\$260,870
	Grants Management LoB	\$60,147
	Geospatial LoB	\$62,000
	Budget Formulation and Execution LoB	\$75,000
	IT Infrastructure LoB	\$160,000
	Information Systems Security LoB	\$2,000,000
	DHS Total	\$47,820,207
Department of Housing and Urban Development	E-Rulemaking	\$280,000
	Business Gateway	\$328,817
	Grants.gov	\$1,073,675
	Integrated Acquisition Environment	\$47,438
	Financial Management LoB	\$83,333
	Human Resources Management LoB	\$65,217
	Grants Management LoB	\$100,246
	Geospatial LoB	\$35,000
	IT Infrastructure LoB	\$20,000
	HUD Total	\$2,033,726

Attachment E

FY07 Agency Funding for E-Gov and LoB Initiatives by Agency

Agency	Initiative	FY07 Agency Contributions*
Department of Justice	E-Rulemaking	\$280,000
	Business Gateway	\$248,586
	Grants.gov	\$520,570
	Integrated Acquisition Environment	\$442,797
	Financial Management LoB	\$83,333
	Human Resources Management LoB	\$260,870
	Grants Management LoB	\$60,147
	Case Management LoB	\$1,500,000
	Geospatial LoB	\$62,000
	Budget Formulation and Execution LoB	\$75,000
	IT Infrastructure LoB	\$160,000
	DoJ Total	\$3,693,303
Department of Labor	E-Rulemaking	\$855,000
	Business Gateway	\$720,767
	Grants.gov	\$520,570
	Integrated Acquisition Environment	\$176,098
	Financial Management LoB	\$83,333
	Human Resources Management LoB	\$65,217
	Grants Management LoB	\$100,246
	Geospatial LoB	\$15,000
	Budget Formulation and Execution LoB	\$75,000
	IT Infrastructure LoB	\$20,000
	DoL Total	\$2,631,231

Attachment E

FY07 Agency Funding for E-Gov and LoB Initiatives by Agency

Agency	Initiative	FY07 Agency Contributions*
Department of State	E-Rulemaking	\$155,000
	Business Gateway	\$248,586
	Grants.gov	\$130,000
	E-Payroll	\$445,000
	Integrated Acquisition Environment	\$441,677
	Financial Management LoB	\$83,333
	Human Resources Management LoB	\$65,217
	Grants Management LoB	\$30,074
	Geospatial LoB	\$35,000
	Budget Formulation and Execution LoB	\$75,000
	IT Infrastructure LoB	\$80,000
	State Total	\$1,788,887
Department of the Interior	Recreation One-Stop	\$200,000
	E-Rulemaking	\$615,000
	Business Gateway	\$248,586
	Geospatial One-Stop	\$1,685,000
	Grants.gov	\$520,570
	Integrated Acquisition Environment	\$469,759
	Financial Management LoB	\$83,333
	Human Resources Management LoB	\$130,435
	Grants Management LoB	\$60,147
	Geospatial LoB	\$372,000
	Budget Formulation and Execution LoB	\$75,000
	IT Infrastructure LoB	\$80,000
Dol Total	\$4,539,830	

Attachment E

FY07 Agency Funding for E-Gov and LoB Initiatives by Agency

Agency	Initiative	FY07 Agency Contributions*
Department of the Treasury	IRS Free File	\$70,000
	E-Rulemaking	\$615,000
	Business Gateway	\$720,767
	Grants.gov	\$75,000
	Integrated Acquisition Environment	\$430,840
	Financial Management LoB	\$83,333
	Human Resources Management LoB	\$260,870
	Grants Management LoB	\$30,074
	Geospatial LoB	\$15,000
	Budget Formulation and Execution LoB	\$75,000
	IT Infrastructure LoB	\$160,000
	Treasury Total	\$2,535,884
Department of Transportation	E-Rulemaking	\$855,000
	Business Gateway	\$720,767
	Grants.gov	\$1,073,675
	Integrated Acquisition Environment	\$169,820
	Financial Management LoB	\$83,333
	Human Resources Management LoB	\$130,435
	Grants Management LoB	\$100,246
	Geospatial LoB	\$62,000
	IT Infrastructure LoB	\$20,000
	DoT Total	\$3,215,276

Attachment E

FY07 Agency Funding for E-Gov and LoB Initiatives by Agency

Agency	Initiative	FY07 Agency Contributions*
Department of Veterans Affairs	E-Rulemaking	\$280,000
	Business Gateway	\$328,817
	Grants.gov	\$130,000
	Integrated Acquisition Environment	\$1,405,254
	Financial Management LoB	\$83,333
	Human Resources Management LoB	\$260,870
	Grants Management LoB	\$30,074
	Federal Health Architecture LoB	\$1,789,590
	Geospatial LoB	\$15,000
	Budget Formulation and Execution LoB	\$75,000
	IT Infrastructure LoB	\$80,000
	VA Total	\$4,477,938
Environmental Protection Agency	E-Rulemaking	\$615,000
	Business Gateway	\$328,817
	Grants.gov	\$520,570
	Integrated Acquisition Environment	\$119,787
	Financial Management LoB	\$83,333
	Human Resources Management LoB	\$65,217
	Grants Management LoB	\$60,147
	Geospatial LoB	\$42,000
	Budget Formulation and Execution LoB	\$75,000
	IT Infrastructure LoB	\$20,000
	EPA Total	\$1,929,871

Attachment E

FY07 Agency Funding for E-Gov and LoB Initiatives by Agency

Agency	Initiative	FY07 Agency Contributions*
General Services Administration	USA Services	\$9,311,434
	E-Rulemaking	\$280,000
	Federal Asset Sales	\$1,832,866
	Business Gateway	\$68,394
	E-Travel	\$3,120,000
	Integrated Acquisition Environment	\$3,905,520
	Financial Management LoB	\$83,333
	Human Resources Management LoB	\$65,217
	Geospatial LoB	\$35,000
	Budget Formulation and Execution LoB	\$75,000
	IT Infrastructure LoB	\$20,000
		GSA Total
Institute of Museum and Library Services	Grants.gov	\$130,000
	Grants Management LoB	\$30,074
		IMLS Total
National Aeronautics and Space Administration	E-Rulemaking	\$280,000
	Business Gateway	\$131,527
	Grants.gov	\$520,570
	Integrated Acquisition Environment	\$1,443,128
	Financial Management LoB	\$83,333
	Human Resources Management LoB	\$65,217
	Grants Management LoB	\$60,147
	Geospatial LoB	\$15,000
	Budget Formulation and Execution LoB	\$75,000
	IT Infrastructure LoB	\$80,000
		NASA Total

Attachment E

FY07 Agency Funding for E-Gov and LoB Initiatives by Agency

Agency	Initiative	FY07 Agency Contributions*
National Archives and Records Administration	Grants.gov	**
	Grants Management LoB	\$30,074
	Geospatial LoB	\$15,000
	NARA Total	\$45,074
National Endowment for the Arts	Grants.gov	\$130,000
	Grants Management LoB	\$30,074
	NEA Total	\$160,074
National Endowment for the Humanities	Grants.gov	\$130,000
	Grants Management LoB	\$30,074
	NEH Total	\$160,074
National Science Foundation	E-Rulemaking	\$155,000
	Business Gateway	\$68,394
	Grants.gov	\$520,570
	Integrated Acquisition Environment	\$4,288
	Financial Management LoB	\$83,333
	Human Resources Management LoB	\$65,217
	Grants Management LoB	\$60,147
	Geospatial LoB	\$15,000
	Budget Formulation and Execution LoB	\$75,000
	IT Infrastructure LoB	\$20,000
	NSF Total	\$1,066,949

Attachment E

FY07 Agency Funding for E-Gov and LoB Initiatives by Agency

Agency	Initiative	FY07 Agency Contributions*
Nuclear Regulatory Commission	Integrated Acquisition Environment	\$5,060
	NRC Total	\$5,060
Office of Management and Budget	Budget Formulation and Execution LoB	\$75,000
	OMB Total	\$75,000
Office of Personnel Management	E-Rulemaking	\$155,000
	Business Gateway	\$131,527
	EHRI	\$6,983,000
	Integrated Acquisition Environment	\$24,569
	Financial Management LoB	\$83,333
	Human Resources Management LoB	\$1,515,218
	Budget Formulation and Execution LoB	\$75,000
	IT Infrastructure LoB	\$20,000
OPM Total	\$8,987,647	
Securities and Exchange Commission	Budget Formulation and Execution LoB	\$45,000
	SEC Total	\$45,000
Small Business Administration	E-Rulemaking	\$155,000
	Business Gateway	\$68,394
	Grants.gov	\$130,000
	Integrated Acquisition Environment	\$122,250
	Financial Management LoB	\$83,333
	Grants Management LoB	\$30,074
	Geospatial LoB	\$15,000
	Budget Formulation and Execution LoB	\$45,000
	IT Infrastructure LoB	\$20,000
SBA Total	\$669,051	

Attachment E

FY07 Agency Funding for E-Gov and LoB Initiatives by Agency

Agency	Initiative	FY07 Agency Contributions*
Social Security Administration	E-Rulemaking	\$155,000
	Business Gateway	\$248,586
	E-Vital	\$5,694,342
	Grants.gov	\$75,000
	Integrated Acquisition Environment	\$41,213
	Financial Management LoB	\$83,333
	Human Resources Management LoB	\$130,435
	Grants Management LoB	\$30,074
	Geospatial LoB	\$15,000
	IT Infrastructure LoB	\$80,000
	SSA Total	\$6,552,983
U.S. Agency for International Development	Grants.gov	\$520,570
	Integrated Acquisition Environment	\$85,787
	Financial Management LoB	\$83,333
	Human Resources Management LoB	\$65,217
	Grants Management LoB	\$60,147
	Geospatial LoB	\$42,000
	Budget Formulation and Execution LoB	\$75,000
	IT Infrastructure LoB	\$20,000
	USAID Total	\$952,054
U.S. Army Corps of Engineers	Recreation One-Stop	\$50,000
	Geospatial LoB	\$72,000
	Budget Formulation and Execution LoB	\$75,000
	USACE Total	\$197,000
Grand Total		\$165,287,500

Attachment E

FY07 Agency Funding for E-Gov and LoB Initiatives by Agency

Agency	Initiative	FY07 Agency Contributions*
--------	------------	----------------------------

Notes:

* - Agency contributions reflect commitments of funding and/or in-kind services provided by partner agencies to initiative managing partner agencies in support of developing, implementing, and/or migrating to E-Gov common solutions. Contribution amounts are determined annually through collaborative, inter-agency E-Gov initiative governance structures and subject to approval by OMB.

"Fee-for-service" contributions represent transfers of funds by partner agencies to initiative service providers in exchange for services rendered by initiative service providers. The amounts are typically based on a transaction/usage-based fee structure (e.g., for payroll processing, payroll service providers base their service fees on the number of employees at a customer agency). Initiative service providers use fees collected from partner agencies to cover ongoing operational costs, perform routine maintenance, and support their customer base.

Once an initiative has completed all implementation and migration activities, and initiative will no longer be funded through agency funding contributions but rather will be exclusively funded through fee-for-service agreements.

** - NARA's funding of Grants.gov is contingent upon Congressional Appropriators decision to fund NARA grants

ATTACHMENT F
DEPARTMENT OF AGRICULTURE
FY 2007 E-Government Distribution

FY 2007					
Department / Bureau	Recreation One-Stop	E-Rulemaking	Business Gateway	Grants.gov	Integrated Acquisition Environment
Farm Service Agency	\$ -	\$ 95,977	\$ 84,838	\$ -	\$ 39,327
Foreign Agricultural Service	\$ -	\$ 16,897	\$ 14,984	\$ 23,320	\$ 6,836
Risk Management Agency	\$ -	\$ 4,917	\$ -	\$ 5,847	\$ 2,175
Food and Nutrition Service	\$ -	\$ 25,806	\$ -	\$ 34,940	\$ 10,574
Food Safety and Inspection Service	\$ -	\$ 68,871	\$ 60,160	\$ 86,669	\$ 29,521
Agricultural Marketing Service	\$ -	\$ 17,120	\$ 14,886	\$ 20,914	\$ 7,463
Animal and Plant Health Inspection Service	\$ -	\$ 82,360	\$ 72,493	\$ 108,688	\$ 34,305
Grain Inspection, Packers and Stockyards Administration	\$ -	\$ 7,260	\$ 6,383	\$ -	\$ 3,037
Forest Service	\$ 50,000	\$ 381,935	\$ 335,676	\$ 499,424	\$ 159,996
Natural Resources Conservation Service	\$ -	\$ 87,367	\$ 76,261	\$ 109,440	\$ 37,548
Agricultural Research Service	\$ -	\$ -	\$ -	\$ 65,358	\$ 23,164
Cooperative State Research, Education, and Extension Service	\$ -	\$ 6,703	\$ -	\$ 8,996	\$ 2,762
Economic Research Service	\$ -	\$ -	\$ -	\$ 5,029	\$ 1,651
National Agricultural Statistics Service	\$ -	\$ -	\$ -	\$ -	\$ 4,379
Rural Business and Cooperative Service	\$ -	\$ 19,975	\$ 17,507	\$ 25,678	\$ 8,455
Rural Housing Service	\$ -	\$ 19,975	\$ 17,507	\$ 25,678	\$ 8,455
Rural Utilities Service	\$ -	\$ 19,837	\$ 17,384	\$ 25,482	\$ 8,400
Assistant Secretary for Civil Rights	\$ -	\$ -	\$ -	\$ -	\$ 783
Departmental Administration [1]	\$ -	\$ -	\$ 2,687	\$ -	\$ 45,253
Office of Communications	\$ -	\$ -	\$ -	\$ -	\$ 243
Office of the Chief Financial Officer	\$ -	\$ -	\$ -	\$ 28,213	\$ 8,720
Office of the General Counsel	\$ -	\$ -	\$ -	\$ -	\$ 932
Office of the Inspector General	\$ -	\$ -	\$ -	\$ -	\$ 1,518
Office of the Secretary	\$ -	\$ -	\$ -	\$ -	\$ 210
TOTAL DEPARTMENT OF AGRICULTURE	\$ 50,000	\$ 855,000	\$ 720,767	\$ 1,073,675	\$ 445,706
TOTAL E-GOV FUNDING REQUEST	\$ 50,000	\$ 855,000	\$ 720,767	\$ 1,073,675	\$ 445,706

FY 2007						
Department / Bureau	Financial Management LoB	Human Resources Management LoB	Grants Management LoB	Geospatial LoB	Budget Formulation and Execution LoB	IT Infrastructure LoB
Farm Service Agency	\$ 7,353	\$ 23,018	\$ -	\$ 11,781	\$ 6,619	\$ 14,118
Foreign Agricultural Service	\$ 1,278	\$ 4,001	\$ 2,177	\$ 2,074	\$ 1,150	\$ 2,454
Risk Management Agency	\$ 407	\$ 1,273	\$ 546	\$ 604	\$ 364	\$ 781
Food and Nutrition Service	\$ 1,977	\$ 6,189	\$ 3,262	\$ -	\$ 1,779	\$ 3,796
Food Safety and Inspection Service	\$ 5,519	\$ 17,278	\$ 8,092	\$ 8,458	\$ 4,961	\$ 10,597
Agricultural Marketing Service	\$ 1,395	\$ 4,368	\$ 1,953	\$ -	\$ 1,250	\$ 2,679
Animal and Plant Health Inspection Service	\$ 6,414	\$ 20,079	\$ 10,148	\$ 10,112	\$ 5,771	\$ 12,315
Grain Inspection, Packers and Stockyards Administration	\$ 568	\$ 1,778	\$ -	\$ -	\$ 511	\$ 1,090
Forest Service	\$ 29,914	\$ 93,645	\$ 46,630	\$ 46,894	\$ 26,921	\$ 57,435
Natural Resources Conservation Service	\$ 7,020	\$ 21,977	\$ 10,218	\$ 10,730	\$ 6,318	\$ 13,479
Agricultural Research Service	\$ 4,331	\$ 13,558	\$ 6,102	\$ -	\$ 3,899	\$ 8,315
Cooperative State Research, Education, and Extension Service	\$ 516	\$ 1,617	\$ 840	\$ 823	\$ 461	\$ 992
Economic Research Service	\$ 309	\$ 966	\$ 470	\$ 479	\$ 271	\$ 593
National Agricultural Statistics Service	\$ 819	\$ 2,563	\$ -	\$ 1,275	\$ 731	\$ 1,572
Rural Business and Cooperative Service	\$ 1,581	\$ 4,949	\$ 2,397	\$ 2,453	\$ 1,423	\$ 3,035
Rural Housing Service	\$ 1,581	\$ 4,949	\$ 2,397	\$ 2,453	\$ 1,423	\$ 3,035
Rural Utilities Service	\$ 1,571	\$ 4,914	\$ 2,379	\$ 2,436	\$ 1,411	\$ 3,015
Assistant Secretary for Civil Rights	\$ 146	\$ 458	\$ -	\$ -	\$ 131	\$ 281
Departmental Administration [1]	\$ 8,461	\$ 26,484	\$ -	\$ 1,428	\$ 7,611	\$ 16,245
Office of Communications	\$ 46	\$ 142	\$ -	\$ -	\$ 41	\$ 87
Office of the Chief Financial Officer	\$ 1,630	\$ 5,104	\$ 2,634	\$ -	\$ 1,461	\$ 3,130
Office of the General Counsel	\$ 174	\$ 545	\$ -	\$ -	\$ 151	\$ 335
Office of the Inspector General	\$ 284	\$ 889	\$ -	\$ -	\$ 251	\$ 545
Office of the Secretary	\$ 39	\$ 123	\$ -	\$ -	\$ 24	\$ 75
TOTAL DEPARTMENT OF AGRICULTURE	\$ 83,333	\$ 260,870	\$ 100,246	\$ 102,000	\$ 75,000	\$ 160,000
TOTAL E-GOV FUNDING REQUEST	\$ 83,333	\$ 260,870	\$ 100,246	\$ 102,000	\$ 75,000	\$ 160,000
FY 2007 Total						\$ 3,926,597

Note:
[1] - Includes NAD, OBPA, OCE, OCIO, OCIO-SCMI, and OES.

ATTACHMENT F
DEPARTMENT OF COMMERCE
FY 2007 E-Government Distribution

Department / Bureau	FY 2007				
	E-Rulemaking	International Trade Process Streamlining	Business Gateway	Grants.gov	Integrated Acquisition Environment
Departmental Management	\$ 19,061	\$ -	\$ 1,305	\$ 706	\$ 1,242
Inspector General	\$ -	\$ -	\$ -	\$ -	\$ 449
Economic Development Administration	\$ 10,892	\$ -	\$ 5,219	\$ 138,701	\$ 8,879
Bureau of the Census	\$ 40,844	\$ -	\$ 120,044	\$ -	\$ 16,770
Economic and Statistical Analysis	\$ 13,615	\$ -	\$ 12,178	\$ -	\$ 1,913
International Trade Administration	\$ 19,061	\$ 740,000	\$ 16,963	\$ 7,412	\$ 8,412
Bureau of Industry and Security	\$ 111,640	\$ -	\$ 15,658	\$ -	\$ 1,686
Minority Business Development Agency	\$ 21,783	\$ -	\$ -	\$ 14,117	\$ 516
National Oceanic and Atmospheric Administration	\$ 517,357	\$ -	\$ 72,201	\$ 265,579	\$ 87,154
Patent and Trademark Office	\$ 43,567	\$ -	\$ 79,160	\$ -	\$ 30,529
Under Secretary / Office of Technology Policy	\$ 5,446	\$ -	\$ -	\$ -	\$ 145
National Technical Information Service	\$ -	\$ -	\$ -	\$ -	\$ 311
National Institute of Standards & Technology	\$ 35,398	\$ -	\$ 4,349	\$ 94,056	\$ 14,549
National Telecommunications & Information Admin.	\$ 16,338	\$ -	\$ 1,740	\$ -	\$ 1,860
TOTAL DEPARTMENT OF COMMERCE	\$ 855,000	\$ 740,000	\$ 328,817	\$ 520,570	\$ 174,415
E-GOV FUNDING REQUEST	\$ 855,000	\$ 740,000	\$ 328,817	\$ 520,570	\$ 174,415

Department / Bureau	FY 2007					FY 2007 Total
	Financial Management LoB	Human Resources Management LoB	Grants Management LoB	Geospatial LoB	IT Infrastructure LoB	
Departmental Management	\$ 593	\$ 3,412	\$ 82	\$ -	\$ 142	
Inspector General	\$ 214	\$ 481	\$ -	\$ -	\$ 51	
Economic Development Administration	\$ 4,242	\$ 848	\$ 16,026	\$ -	\$ 1,018	
Bureau of the Census	\$ 8,012	\$ 32,270	\$ -	\$ 81,000	\$ 1,923	
Economic and Statistical Analysis	\$ 914	\$ 1,895	\$ -	\$ -	\$ 219	
International Trade Administration	\$ 4,019	\$ 8,932	\$ 856	\$ -	\$ 965	
Bureau of Industry and Security	\$ 806	\$ 1,435	\$ -	\$ -	\$ 193	
Minority Business Development Agency	\$ 247	\$ 395	\$ 1,631	\$ -	\$ 59	
National Oceanic and Atmospheric Administration	\$ 41,641	\$ 43,862	\$ 30,685	\$ 81,000	\$ 9,994	
Patent and Trademark Office	\$ 14,586	\$ 24,708	\$ -	\$ -	\$ 3,501	
Under Secretary / Office of Technology Policy	\$ 69	\$ 106	\$ -	\$ -	\$ 17	
National Technical Information Service	\$ 149	\$ 687	\$ -	\$ -	\$ 36	
National Institute of Standards & Technology	\$ 6,951	\$ 10,394	\$ 10,867	\$ -	\$ 1,668	
National Telecommunications & Information Admin.	\$ 889	\$ 1,013	\$ -	\$ -	\$ 213	
TOTAL DEPARTMENT OF COMMERCE	\$ 83,333	\$ 130,435	\$ 60,147	\$ 162,000	\$ 20,000	\$ 3,074,717
E-GOV FUNDING REQUEST	\$ 83,333	\$ 130,435	\$ 60,147	\$ 162,000	\$ 20,000	\$ 3,074,717

ATTACHMENT F
DEPARTMENT OF DEFENSE
FY 2007 E-Government Distribution

Department / Bureau	FY 2007			
	E-Rulemaking	Business Gateway	Grants.gov	Integrated Acquisition Environment
Navy, Marine Corps	\$ -	\$ -	\$ -	\$ -
Army	\$ -	\$ -	\$ -	\$ -
Air Force	\$ -	\$ -	\$ -	\$ -
Defense-wide	\$ 615,000	\$ 328,817	\$ 520,570	\$ 24,135,475
TOTAL DEPARTMENT OF DEFENSE	\$ 615,000	\$ 328,817	\$ 520,570	\$ 24,135,475
E-GOV FUNDING REQUEST	\$ 615,000	\$ 328,817	\$ 520,570	\$ 24,135,475

Department / Bureau	FY 2007							FY 2007 Total
	Geospatial LoB	Financial Management LoB	Human Resources Management LoB	Grants Management LoB	Federal Health Architecture LoB	Budget Formulation and Execution LoB	IT Infrastructure LoB	
Navy, Marine Corps	\$ -	\$ -	\$ -	\$ -	\$ -	\$ -	\$ -	
Army	\$ -	\$ -	\$ -	\$ -	\$ -	\$ -	\$ -	
Air Force	\$ -	\$ -	\$ -	\$ -	\$ -	\$ -	\$ -	
Defense-wide	\$ 42,000	\$ 83,333	\$ 260,870	\$ 60,147	\$ 1,789,590	\$ 75,000	\$ 480,000	
TOTAL DEPARTMENT OF DEFENSE	\$ 42,000	\$ 83,333	\$ 260,870	\$ 60,147	\$ 1,789,590	\$ 75,000	\$ 480,000	\$ 28,390,802
E-GOV FUNDING REQUEST	\$ 42,000	\$ 83,333	\$ 260,870	\$ 60,147	\$ 1,789,590	\$ 75,000	\$ 480,000	\$ 28,390,802

ATTACHMENT F
DEPARTMENT OF EDUCATION
FY 2007 E-Government Distribution

FY 2007				
Department / Bureau	E-Rulemaking	Business Gateway	Grants.gov	Integrated Acquisition Environment
Office of Elementary and Secondary Education	\$ -	\$ -	\$ -	\$ -
Office of Indian Education	\$ -	\$ -	\$ -	\$ -
Office of Innovation and Improvement	\$ -	\$ -	\$ -	\$ -
Office of Safe and Drug-Free Schools	\$ -	\$ -	\$ -	\$ -
Office of English Language Acquisition	\$ -	\$ -	\$ -	\$ -
Office of Special Education and Rehabilitative Services	\$ -	\$ -	\$ -	\$ -
Office of Vocational and Adult Education	\$ -	\$ -	\$ -	\$ -
Office of Postsecondary Education	\$ -	\$ -	\$ -	\$ -
Federal Student Aid	\$ -	\$ -	\$ -	\$ -
Institute of Education Sciences	\$ -	\$ -	\$ -	\$ -
Departmental Management	\$ 155,000	\$ 328,817	\$ 1,073,675	\$ 81,181
TOTAL DEPARTMENT OF EDUCATION	\$ 155,000	\$ 328,817	\$ 1,073,675	\$ 81,181
E-GOV FUNDING REQUEST	\$ 155,000	\$ 328,817	\$ 1,073,675	\$ 81,181

FY 2007							
Department / Bureau	Human Resources Management LoB	Geospatial LoB	Budget Formulation and Execution LoB	Financial Management LoB	Grants Management LoB	IT Infrastructure LoB	
Office of Elementary and Secondary Education	\$ -	\$ -	\$ -	\$ -	\$ -	\$ -	
Office of Indian Education	\$ -	\$ -	\$ -	\$ -	\$ -	\$ -	
Office of Innovation and Improvement	\$ -	\$ -	\$ -	\$ -	\$ -	\$ -	
Office of Safe and Drug-Free Schools	\$ -	\$ -	\$ -	\$ -	\$ -	\$ -	
Office of English Language Acquisition	\$ -	\$ -	\$ -	\$ -	\$ -	\$ -	
Office of Special Education and Rehabilitative Services	\$ -	\$ -	\$ -	\$ -	\$ -	\$ -	
Office of Vocational and Adult Education	\$ -	\$ -	\$ -	\$ -	\$ -	\$ -	
Office of Postsecondary Education	\$ -	\$ -	\$ -	\$ -	\$ -	\$ -	
Federal Student Aid	\$ -	\$ -	\$ -	\$ -	\$ -	\$ -	
Institute of Education Sciences	\$ -	\$ -	\$ -	\$ -	\$ -	\$ -	
Departmental Management	\$ 65,217	\$ 15,000	\$ 75,000	\$ 83,333	\$ 100,246	\$ 20,000	FY 2007 Total
TOTAL DEPARTMENT OF EDUCATION	\$ 65,217	\$ 15,000	\$ 75,000	\$ 83,333	\$ 100,246	\$ 20,000	\$ 1,997,469
E-GOV FUNDING REQUEST	\$ 65,217	\$ 15,000	\$ 75,000	\$ 83,333	\$ 100,246	\$ 20,000	\$ 1,997,469

ATTACHMENT F
DEPARTMENT OF ENERGY
FY 2007 E-Government Distribution

FY 2007				
Department / Bureau	E-Rulemaking	Business Gateway	Grants.gov	Integrated Acquisition Environment
National Nuclear Security Administration	\$ -	\$ -	\$ 40,320	\$ 343,844
Environmental and Other Defense Activities	\$ -	\$ -	\$ 33,346	\$ 281,720
Energy Programs	\$ -	\$ -	\$ 444,555	\$ 147,250
Power Marketing Administration	\$ -	\$ -	\$ -	\$ 27,744
Departmental Administration	\$ 280,000	\$ 131,527	\$ 2,349	\$ 1,501,762
TOTAL DEPARTMENT OF ENERGY	\$ 280,000	\$ 131,527	\$ 520,570	\$ 2,302,320
E-GOV FUNDING REQUEST	\$ 280,000	\$ 131,527	\$ 520,570	\$ 2,302,320

FY 2007						
Department / Bureau	Financial Management LoB	Human Resources Management LoB	Grants Management LoB	Geospatial LoB	Budget Formulation and Execution LoB	IT Infrastructure LoB
National Nuclear Security Administration	\$ -	\$ -	\$ -	\$ -	\$ -	\$ -
Environmental and Other Defense Activities	\$ -	\$ -	\$ -	\$ -	\$ -	\$ -
Energy Programs	\$ -	\$ -	\$ -	\$ -	\$ -	\$ -
Power Marketing Administration	\$ -	\$ -	\$ -	\$ -	\$ -	\$ -
Departmental Administration	\$ 83,333	\$ 65,217	\$ 60,147	\$ 42,000	\$ 75,000	\$ 160,000
TOTAL DEPARTMENT OF ENERGY	\$ 83,333	\$ 65,217	\$ 60,147	\$ 42,000	\$ 75,000	\$ 160,000
E-GOV FUNDING REQUEST	\$ 83,333	\$ 65,217	\$ 60,147	\$ 42,000	\$ 75,000	\$ 160,000
						FY 2007 Total
						\$ 3,720,114
						\$ 3,720,114

ATTACHMENT F
DEPARTMENT OF HEALTH AND HUMAN SERVICES
FY 2007 E-Government Distribution

Department / Bureau	FY 2007			
	E-Rulemaking	Business Gateway	Grants.gov	Integrated Acquisition Environment
Administration for Children and Families	\$ -	\$ -	\$ 109,707	\$ 19,500
Administration on Aging	\$ -	\$ -	\$ 17,490	\$ 3,237
Agency for Healthcare Research and Quality	\$ -	\$ -	\$ 12,720	\$ 16,316
Centers for Disease Control and Prevention	\$ -	\$ 109,172	\$ 251,213	\$ 220,224
Centers for Medicare and Medicaid Services	\$ 221,027	\$ 126,989	\$ 17,490	\$ 253,150
Departmental Management	\$ -	\$ 9,543	\$ 69,958	\$ 17,622
Food and Drug Administration	\$ 633,973	\$ 135,800	\$ 11,130	\$ 250,952
Health Resources and Services Administration	\$ -	\$ 21,183	\$ 138,326	\$ 39,146
Indian Health Services	\$ -	\$ 24,038	\$ 15,900	\$ 44,420
National Institutes of Health	\$ -	\$ 239,014	\$ 1,221,088	\$ 441,687
Office of the Inspector General	\$ -	\$ 48,521	\$ -	\$ 13,666
Substance Abuse and Mental Health Services Administration	\$ -	\$ 6,509	\$ 34,979	\$ 12,027
TOTAL DEPARTMENT OF HEALTH AND HUMAN SERVICES	\$ 855,000	\$ 720,767	\$ 1,900,000	\$ 1,331,947
E-GOV FUNDING REQUEST	\$ 855,000	\$ 720,767	\$ 1,900,000	\$ 1,331,947

Department / Bureau	FY 2007							FY 2007 Total
	Financial Management LoB	Human Resources Management LoB	Grants Management LoB	Federal Health Architecture LoB	Geospatial LoB	Budget Formulation and Execution LoB	IT Infrastructure LoB	
Administration for Children and Families	\$ 1,220	\$ 2,631	\$ 5,788	\$ -	\$ -	\$ 1,098	\$ 1,171	
Administration on Aging	\$ 203	\$ 257	\$ 923	\$ -	\$ -	\$ 182	\$ 194	
Agency for Healthcare Research and Quality	\$ 1,021	\$ 610	\$ 671	\$ 72,980	\$ -	\$ 919	\$ 980	
Centers for Disease Control and Prevention	\$ 13,778	\$ 17,771	\$ 13,254	\$ 757,661	\$ 59,357	\$ 12,401	\$ 13,227	
Centers for Medicare and Medicaid Services	\$ 15,838	\$ 9,848	\$ 923	\$ 1,038,700	\$ -	\$ 14,255	\$ 15,205	
Departmental Management	\$ 1,103	\$ 3,686	\$ 3,691	\$ 44,832	\$ 821	\$ 992	\$ 1,058	
Food and Drug Administration	\$ 15,701	\$ 20,477	\$ 587	\$ 536,149	\$ -	\$ 14,131	\$ 15,073	
Health Resources and Services Administration	\$ 2,449	\$ 3,776	\$ 7,298	\$ -	\$ 1,822	\$ 2,204	\$ 2,351	
Indian Health Services	\$ 2,779	\$ 32,015	\$ 839	\$ 137,927	\$ -	\$ 2,501	\$ 2,668	
National Institutes of Health	\$ 27,634	\$ 35,249	\$ 64,426	\$ 797,871	\$ -	\$ 24,871	\$ 26,529	
Office of the Inspector General	\$ 855	\$ 3,022	\$ -	\$ -	\$ -	\$ 770	\$ 821	
Substance Abuse and Mental Health Services Administration	\$ 753	\$ 1,094	\$ 1,846	\$ -	\$ -	\$ 677	\$ 722	
TOTAL DEPARTMENT OF HEALTH AND HUMAN SERVICES	\$ 83,333	\$ 130,435	\$ 100,246	\$ 3,386,120	\$ 62,000	\$ 75,000	\$ 80,000	\$ 8,724,848
E-GOV FUNDING REQUEST	\$ 83,333	\$ 130,435	\$ 100,246	\$ 3,386,120	\$ 62,000	\$ 75,000	\$ 80,000	\$ 8,724,848

ATTACHMENT F
DEPARTMENT OF HOMELAND SECURITY
FY 2007 E-Government Distribution

Department / Bureau	FY 2007					
	E-Rulemaking [1]	Business Gateway [1]	Disaster Management	SAFECOM	Grants.gov [1]	Integrated Acquisition Environment [1]
Office of the Inspector General	\$ [1]	\$ [1]	\$ -	\$ -	\$ [1]	\$ [1]
Citizenship and Immigration Services	\$ [1]	\$ [1]	\$ 507,994	\$ -	\$ [1]	\$ [1]
United States Secret Service	\$ [1]	\$ [1]	\$ 273,535	\$ -	\$ [1]	\$ [1]
United States Coast Guard	\$ [1]	\$ [1]	\$ 1,797,516	\$ -	\$ [1]	\$ [1]
Science and Technology	\$ [1]	\$ [1]	\$ 195,382	\$ 29,735,000	\$ [1]	\$ [1]
Customs & Borer Protection	\$ [1]	\$ [1]	\$ 1,015,987	\$ -	\$ [1]	\$ [1]
FLETC	\$ [1]	\$ [1]	\$ -	\$ -	\$ [1]	\$ [1]
Immigration and Customs Enforcement (ICE)	\$ [1]	\$ [1]	\$ 1,015,987	\$ -	\$ [1]	\$ [1]
Transportation Security Administration	\$ [1]	\$ [1]	\$ 1,055,064	\$ -	\$ [1]	\$ [1]
FEMA	\$ [1]	\$ [1]	\$ 2,618,121	\$ -	\$ [1]	\$ [1]
Preparedness	\$ [1]	\$ [1]	\$ 3,126,115	\$ -	\$ [1]	\$ [1]
US Visit	\$ [1]	\$ [1]	\$ -	\$ -	\$ [1]	\$ [1]
Department Operations	\$ [1]	\$ [1]	\$ 39,076	\$ -	\$ [1]	\$ [1]
DNDO	\$ [1]	\$ [1]	\$ -	\$ -	\$ [1]	\$ [1]
Operations Coordination & Intel & Analysis	\$ [1]	\$ [1]	\$ 625,223	\$ -	\$ [1]	\$ [1]
TOTAL DEPARTMENT OF HOMELAND SECURITY	\$ [1]	\$ [1]	\$ 12,270,000	\$ 29,735,000	\$ [1]	\$ [1]
E-GOV FUNDING REQUEST	\$ 855,000	\$ 720,767	\$ 12,270,000	\$ 29,735,000	\$ 520,570	\$ 1,017,520

Department / Bureau	FY 2007						
	Financial Management LoB [1]	Human Resources Management LoB [1]	Grants Management LoB [1]	Geospatial LoB	Budget Formulation and Execution LoB	IT Infrastructure LoB	Information Systems Security LoB
Departmental Management	\$ [1]	\$ [1]	\$ [1]	\$ -	\$ -	\$ -	\$ -
Office of the Inspector General	\$ [1]	\$ [1]	\$ [1]	\$ -	\$ -	\$ -	\$ -
Citizenship and Immigration Services	\$ [1]	\$ [1]	\$ [1]	\$ -	\$ -	\$ -	\$ -
United States Secret Service	\$ [1]	\$ [1]	\$ [1]	\$ -	\$ -	\$ -	\$ -
Border and Transportation Security	\$ [1]	\$ [1]	\$ [1]	\$ -	\$ -	\$ -	\$ -
United States Coast Guard	\$ [1]	\$ [1]	\$ [1]	\$ -	\$ -	\$ -	\$ -
Emergency Preparedness and Response	\$ [1]	\$ [1]	\$ [1]	\$ -	\$ -	\$ -	\$ -
Science and Technology	\$ [1]	\$ [1]	\$ [1]	\$ -	\$ -	\$ -	\$ -
Information Analysis and Infrastructure Protection	\$ [1]	\$ [1]	\$ [1]	\$ -	\$ -	\$ -	\$ -
Customs & Borer Protection	\$ [1]	\$ [1]	\$ [1]	\$ -	\$ -	\$ -	\$ -
FLETC	\$ [1]	\$ [1]	\$ [1]	\$ -	\$ -	\$ -	\$ 2,000,000
Immigration and Customs Enforcement (ICE)	\$ [1]	\$ [1]	\$ [1]	\$ -	\$ -	\$ -	\$ -
Transportation Security Administration	\$ [1]	\$ [1]	\$ [1]	\$ 62,000	\$ 75,000	\$ 160,000	\$ -
Preparedness	\$ [1]	\$ [1]	\$ [1]	\$ -	\$ -	\$ -	\$ -
US Visit	\$ [1]	\$ [1]	\$ [1]	\$ -	\$ -	\$ -	\$ -
TOTAL DEPARTMENT OF HOMELAND SECURITY	\$ [1]	\$ [1]	\$ [1]	\$ 62,000	\$ 75,000	\$ 160,000	\$ 2,000,000
E-GOV FUNDING REQUEST	\$ 83,333	\$ 260,870	\$ 60,147	\$ 62,000	\$ 75,000	\$ 160,000	\$ 2,000,000
							\$ 44,302,000
							\$ 47,820,207

Notes:

[1] - Specific discretionary funding for department/bureau activities have yet to be finalized

ATTACHMENT F
DEPARTMENT OF HOUSING AND URBAN DEVELOPMENT
FY 2007 E-Government Distribution

Department / Bureau	FY 2007			
	E-Rulemaking	Business Gateway	Grants.gov	Integrated Acquisition Environment
Public and Indian Housing Programs	\$ -	\$ -	\$ -	\$ -
Community Planning and Development	\$ -	\$ -	\$ -	\$ -
Housing Programs	\$ -	\$ -	\$ -	\$ -
Government National Mortgage Association	\$ -	\$ -	\$ -	\$ -
Policy Development and Research	\$ -	\$ -	\$ -	\$ -
Fair Housing and Equal Opportunity	\$ -	\$ -	\$ -	\$ -
Office of Lead Hazard Control and Healthy Homes	\$ -	\$ -	\$ -	\$ -
Management and Administration	\$ 280,000	\$ 328,817	\$ 1,073,675	\$ 47,438
TOTAL DEPARTMENT OF HOUSING AND URBAN DEVELOPMENT	\$ 280,000	\$ 328,817	\$ 1,073,675	\$ 47,438
E-GOV FUNDING REQUEST	\$ 280,000	\$ 328,817	\$ 1,073,675	\$ 47,438

Department / Bureau	FY 2007					FY 2007 Total
	Financial Management LoB	Human Resources Management LoB	Grants Management LoB	Geospatial LoB	IT Infrastructure LoB	
Public and Indian Housing Programs	\$ -	\$ -	\$ -	\$ -	\$ -	\$ -
Community Planning and Development	\$ -	\$ -	\$ -	\$ -	\$ -	\$ -
Housing Programs	\$ -	\$ -	\$ -	\$ -	\$ -	\$ -
Government National Mortgage Association	\$ -	\$ -	\$ -	\$ -	\$ -	\$ -
Policy Development and Research	\$ -	\$ -	\$ -	\$ -	\$ -	\$ -
Fair Housing and Equal Opportunity	\$ -	\$ -	\$ -	\$ -	\$ -	\$ -
Office of Lead Hazard Control and Healthy Homes	\$ -	\$ -	\$ -	\$ -	\$ -	\$ -
Management and Administration	\$ 83,333	\$ 65,217	\$ 100,246	\$ 35,000	\$ 20,000	\$ 2,033,726
TOTAL DEPARTMENT OF HOUSING AND URBAN DEVELOPMENT	\$ 83,333	\$ 65,217	\$ 100,246	\$ 35,000	\$ 20,000	\$ 2,033,726
E-GOV FUNDING REQUEST	\$ 83,333	\$ 65,217	\$ 100,246	\$ 35,000	\$ 20,000	\$ 2,033,726

ATTACHMENT F
DEPARTMENT OF INTERIOR
FY 2007 E-Government Distribution

FY 2007						
Department / Bureau or Account	Recreation One-Stop	E-Rulemaking	Business Gateway	Geospatial One-Stop	Grants.gov	Integrated Acquisition Environment
Bureau of Land Management	\$ -	\$ -	\$ -	\$ -	\$ -	\$ -
Minerals Management Service	\$ -	\$ -	\$ -	\$ -	\$ -	\$ -
Office of Surface Mining Reclamation and Enforcement	\$ -	\$ -	\$ -	\$ -	\$ -	\$ -
Bureau of Reclamation	\$ -	\$ -	\$ -	\$ -	\$ -	\$ -
Central Utah Project	\$ -	\$ -	\$ -	\$ -	\$ -	\$ -
United States Geological Survey	\$ -	\$ -	\$ -	\$ 1,385,000	\$ -	\$ -
Bureau of Mines	\$ -	\$ -	\$ -	\$ -	\$ -	\$ -
United States Fish and Wildlife Service	\$ -	\$ -	\$ -	\$ -	\$ -	\$ -
National Park Service	\$ -	\$ -	\$ -	\$ -	\$ -	\$ -
Bureau of Indian Affairs	\$ -	\$ -	\$ -	\$ -	\$ -	\$ -
Departmental Management (Working Capital Fund 14X4523)	\$ 200,000	\$ 615,000	\$ 248,586	\$ 300,000	\$ 520,570	\$ 469,759
Insular Affairs	\$ -	\$ -	\$ -	\$ -	\$ -	\$ -
Office of the Solicitor	\$ -	\$ -	\$ -	\$ -	\$ -	\$ -
Office of Inspector General	\$ -	\$ -	\$ -	\$ -	\$ -	\$ -
Natural Resources Damage Assessment and Restoration	\$ -	\$ -	\$ -	\$ -	\$ -	\$ -
Office of Special Trustee for American Indians	\$ -	\$ -	\$ -	\$ -	\$ -	\$ -
National Indian Gaming Commission	\$ -	\$ -	\$ -	\$ -	\$ -	\$ -
TOTAL DEPARTMENT OF THE INTERIOR	\$ 200,000	\$ 615,000	\$ 248,586	\$ 1,685,000	\$ 520,570	\$ 469,759
E-GOV FUNDING REQUEST	\$ 200,000	\$ 615,000	\$ 248,586	\$ 1,685,000	\$ 520,570	\$ 469,759

FY 2007						
Department / Bureau	Financial Management LoB	Human Resources Management LoB	Grants Management LoB	Geospatial LoB	Budget Formulation and Execution LoB	IT Infrastructure LoB
Bureau of Land Management	\$ -	\$ -	\$ -	\$ -	\$ -	\$ -
Minerals Management Service	\$ -	\$ -	\$ -	\$ -	\$ -	\$ -
Office of Surface Mining Reclamation and Enforcement	\$ -	\$ -	\$ -	\$ -	\$ -	\$ -
Bureau of Reclamation	\$ -	\$ -	\$ -	\$ -	\$ -	\$ -
Central Utah Project	\$ -	\$ -	\$ -	\$ -	\$ -	\$ -
United States Geological Survey	\$ -	\$ -	\$ -	\$ 372,000	\$ -	\$ -
Bureau of Mines	\$ -	\$ -	\$ -	\$ -	\$ -	\$ -
United States Fish and Wildlife Service	\$ -	\$ -	\$ -	\$ -	\$ -	\$ -
National Park Service	\$ -	\$ -	\$ -	\$ -	\$ -	\$ -
Bureau of Indian Affairs	\$ -	\$ -	\$ -	\$ -	\$ -	\$ -
Departmental Management (Working Capital Fund 14X4523)	\$ 83,333	\$ 130,435	\$ 60,147	\$ -	\$ 75,000	\$ 80,000
Insular Affairs	\$ -	\$ -	\$ -	\$ -	\$ -	\$ -
Office of the Solicitor	\$ -	\$ -	\$ -	\$ -	\$ -	\$ -
Office of Inspector General	\$ -	\$ -	\$ -	\$ -	\$ -	\$ -
Natural Resources Damage Assessment and Restoration	\$ -	\$ -	\$ -	\$ -	\$ -	\$ -
Office of Special Trustee for American Indians	\$ -	\$ -	\$ -	\$ -	\$ -	\$ -
National Indian Gaming Commission	\$ -	\$ -	\$ -	\$ -	\$ -	\$ -
TOTAL DEPARTMENT OF THE INTERIOR	\$ 83,333	\$ 130,435	\$ 60,147	\$ 372,000	\$ 75,000	\$ 80,000
E-GOV FUNDING REQUEST	\$ 83,333	\$ 130,435	\$ 60,147	\$ 372,000	\$ 75,000	\$ 80,000
FY 2007 Total						\$ 4,539,830
FY 2007 Total						\$ 4,539,830

ATTACHMENT F
DEPARTMENT OF JUSTICE
FY 2007 E-Government Distribution

FY 2007				
Department / Bureau	E-Rulemaking	Business Gateway	Grants.gov	Integrated Acquisition Environment
NSD (OIPR in 06)	\$ -	\$ -	\$ -	\$ 946
Executive Office for Immigration Review	\$ 41,689	\$ 2,044	\$ -	\$ 4,668
Antitrust Division	\$ -	\$ -	\$ -	\$ 3,061
Community Oriented Policing Services	\$ -	\$ -	\$ 56,061	\$ 8,195
Office of the Inspector General	\$ -	\$ -	\$ -	\$ 1,443
Detention Trustee	\$ -	\$ -	\$ -	\$ 24,688
NDIC	\$ -	\$ -	\$ -	\$ 820
Tax Division	\$ -	\$ -	\$ -	\$ 1,711
Criminal Division	\$ 9,616	\$ -	\$ -	\$ 2,786
Civil Division	\$ 4,800	\$ -	\$ -	\$ 4,302
Environment and Natural Resources Div	\$ -	\$ -	\$ -	\$ 1,971
Civil Rights Division	\$ 33,956	\$ 2,926	\$ -	\$ 2,317
Interpol	\$ -	\$ -	\$ -	\$ 437
U.S. Attorneys	\$ 695	\$ -	\$ -	\$ 33,996
U.S. Marshals	\$ 478	\$ -	\$ -	\$ 17,033
Community Relations Service	\$ -	\$ -	\$ -	\$ 203
U.S. Parole Commission	\$ -	\$ -	\$ -	\$ 231
U.S. Trustees	\$ 787	\$ -	\$ -	\$ 4,497
Federal Bureau of Investigation	\$ 24,464	\$ 37,402	\$ -	\$ 123,198
Drug Enforcement Administration	\$ 49,592	\$ 77,099	\$ -	\$ 35,888
Bureau of Alcohol, Tobacco and Firearms	\$ 25,220	\$ 121,621	\$ -	\$ 19,883
Bureau of Prisons (excluding FPI)	\$ 63,869	\$ -	\$ -	\$ 104,750
Federal Prison Industries	\$ -	\$ -	\$ -	\$ 71
Office of Justice Programs	\$ 22,164	\$ 7,494	\$ 464,509	\$ 37,595
OVW	\$ 2,670	\$ -	\$ -	\$ 8,107
Justice Management Division	\$ -	\$ -	\$ -	\$ -
TOTAL DEPARTMENT OF JUSTICE	\$ 280,000	\$ 248,586	\$ 520,570	\$ 442,797
E-GOV FUNDING REQUEST	\$ 280,000	\$ 248,586	\$ 520,570	\$ 442,797

FY 2007							
Department / Bureau	Financial Management LoB	Human Resources Management LoB	Grants Management LoB	Case Management LoB	Geospatial LoB	Budget Formulation and Execution LoB	IT Infrastructure LoB
NSD (OIPR in 06)	\$ 178	\$ 474	\$ -	\$ -	\$ -	\$ -	\$ -
Executive Office for Immigration Review	\$ 879	\$ 2,984	\$ -	\$ -	\$ -	\$ -	\$ 1,727
Antitrust Division	\$ 576	\$ 1,421	\$ -	\$ -	\$ -	\$ -	\$ 1,040
Community Oriented Policing Services	\$ 1,542	\$ 462	\$ 6,477	\$ -	\$ -	\$ -	\$ 68
Office of the Inspector General	\$ 272	\$ 1,028	\$ -	\$ -	\$ -	\$ -	\$ 505
Detention Trustee	\$ 4,646	\$ 48	\$ -	\$ -	\$ -	\$ -	\$ -
NDIC	\$ 154	\$ 547	\$ -	\$ -	\$ 1,725	\$ -	\$ 950
Tax Division	\$ 322	\$ 1,199	\$ -	\$ -	\$ -	\$ -	\$ 421
Criminal Division	\$ 524	\$ 1,700	\$ -	\$ -	\$ -	\$ -	\$ 1,385
Civil Division	\$ 810	\$ 2,437	\$ -	\$ -	\$ -	\$ -	\$ 367
Environment and Natural Resources Div	\$ 371	\$ 1,316	\$ -	\$ -	\$ -	\$ -	\$ 450
Civil Rights Division	\$ 436	\$ 1,531	\$ -	\$ -	\$ 8,124	\$ -	\$ 707
Interpol	\$ 82	\$ 144	\$ -	\$ -	\$ -	\$ -	\$ 64
U.S. Attorneys	\$ 6,398	\$ 26,478	\$ -	\$ -	\$ -	\$ -	\$ 16,679
U.S. Marshals	\$ 3,206	\$ 11,201	\$ -	\$ -	\$ -	\$ -	\$ 3,936
Community Relations Service	\$ 38	\$ 128	\$ -	\$ -	\$ -	\$ -	\$ 135
U.S. Parole Commission	\$ 43	\$ 206	\$ -	\$ -	\$ -	\$ -	\$ 86
U.S. Trustees	\$ 846	\$ 3,032	\$ -	\$ -	\$ -	\$ -	\$ 840
Federal Bureau of Investigation	\$ 23,185	\$ 75,542	\$ -	\$ -	\$ 43,166	\$ -	\$ 90,763
Drug Enforcement Administration	\$ 6,754	\$ 21,202	\$ -	\$ -	\$ 3,891	\$ -	\$ 16,087
Bureau of Alcohol, Tobacco and Firearms	\$ 3,742	\$ 10,798	\$ -	\$ -	\$ 2,158	\$ -	\$ 9,123
Bureau of Prisons (excluding FPI)	\$ 19,714	\$ 90,199	\$ -	\$ -	\$ -	\$ -	\$ 12,297
Federal Prison Industries	\$ 13	\$ 5,253	\$ -	\$ -	\$ -	\$ -	\$ 1,274
Office of Justice Programs	\$ 7,075	\$ 1,538	\$ 53,670	\$ -	\$ 2,936	\$ -	\$ 1,096
OVW	\$ 1,526	\$ -	\$ -	\$ -	\$ -	\$ -	\$ -
Justice Management Division	\$ -	\$ -	\$ -	\$ 1,500,000	\$ -	\$ 75,000	\$ -
TOTAL DEPARTMENT OF JUSTICE	\$ 83,333	\$ 260,870	\$ 60,147	\$ 1,500,000	\$ 62,000	\$ 75,000	\$ 160,000
E-GOV FUNDING REQUEST	\$ 83,333	\$ 260,870	\$ 60,147	\$ 1,500,000	\$ 62,000	\$ 75,000	\$ 160,000
FY 2007 Total							\$ 3,693,303
E-GOV FUNDING REQUEST							\$ 3,693,303

ATTACHMENT F
DEPARTMENT OF LABOR
FY 2007 E-Government Distribution

Department / Bureau	FY 2007			
	E-Rulemaking	Business Gateway	Grants.gov	Integrated Acquisition Environment
Employment and Training Administration	\$ 102,600	\$ 18,019	\$ 411,250	\$ 1,760
Employee Benefits Security Administration	\$ 128,250	\$ 171,182	\$ -	\$ -
Pension Benefit Guaranty Corporation	\$ -	\$ -	\$ -	\$ -
Employment Standards Administration	\$ 145,350	\$ 171,182	\$ -	\$ -
Occupational Safety and Health Administration	\$ 282,150	\$ 171,182	\$ 26,029	\$ -
Mine Safety and Health Administration	\$ 179,550	\$ 171,182	\$ 5,206	\$ 1,760
Bureau of Labor Statistics	\$ -	\$ -	\$ 20,822	\$ 6,163
Departmental Management	\$ 17,100	\$ 18,020	\$ 57,263	\$ 166,415
TOTAL DEPARTMENT OF LABOR	\$ 855,000	\$ 720,767	\$ 520,570	\$ 176,098
E-GOV FUNDING REQUEST	\$ 855,000	\$ 720,767	\$ 520,570	\$ 176,098

Department / Bureau	FY 2007						FY 2007 Total
	Financial Management LoB	Human Resources Management LoB	Grants Management LoB	Geospatial LoB	Budget Formulation and Execution LoB	IT Infrastructure LoB	
Employment and Training Administration	\$ -	\$ -	\$ 79,195	\$ -	\$ -	\$ -	
Employee Benefits Security Administration	\$ -	\$ -	\$ -	\$ -	\$ -	\$ -	
Pension Benefit Guaranty Corporation	\$ -	\$ -	\$ -	\$ -	\$ -	\$ -	
Employment Standards Administration	\$ -	\$ -	\$ -	\$ -	\$ -	\$ -	
Occupational Safety and Health Administration	\$ -	\$ -	\$ 5,012	\$ -	\$ -	\$ -	
Mine Safety and Health Administration	\$ -	\$ -	\$ 1,002	\$ -	\$ -	\$ -	
Bureau of Labor Statistics	\$ -	\$ -	\$ 4,010	\$ 15,000	\$ -	\$ -	
Departmental Management	\$ 83,333	\$ 65,217	\$ 11,027	\$ -	\$ 75,000	\$ 20,000	
TOTAL DEPARTMENT OF LABOR	\$ 83,333	\$ 65,217	\$ 100,246	\$ 15,000	\$ 75,000	\$ 20,000	\$ 2,631,231
E-GOV FUNDING REQUEST	\$ 83,333	\$ 65,217	\$ 100,246	\$ 15,000	\$ 75,000	\$ 20,000	\$ 2,631,231

ATTACHMENT F
DEPARTMENT OF STATE
FY 2007 E-Government Distribution

FY 2007					
Department / Bureau	E-Rulemaking	Business Gateway	Grants.gov	E-Payroll	Integrated Acquisition Environment
Department of State, Capital Investment Fund Account (19X0120)	\$ 155,000	\$ 248,586	\$ 130,000	\$ 445,000	\$ 444,125
TOTAL DEPARTMENT OF STATE	\$ 155,000	\$ 248,586	\$ 130,000	\$ 445,000	\$ 444,125
E-GOV FUNDING REQUEST	\$ 155,000	\$ 248,586	\$ 130,000	\$ 445,000	\$ 441,677

FY 2007							
Department / Bureau	Financial Management LoB	Human Resources Management LoB	Grants Management LoB	Geospatial LoB	Budget Formulation and Execution LoB	IT Infrastructure LoB	
Department of State, Capital Investment Fund Account (19X0120)	\$ 83,333	\$ 65,217	\$ 30,074	\$ 35,000	\$ 75,000	\$ 80,000	FY 2007 Total
TOTAL DEPARTMENT OF STATE	\$ 83,333	\$ 65,217	\$ 30,074	\$ 35,000	\$ 75,000	\$ 80,000	\$ 1,791,335
E-GOV FUNDING REQUEST	\$ 83,333	\$ 65,217	\$ 30,074	\$ 35,000	\$ 75,000	\$ 80,000	\$ 1,788,887

ATTACHMENT F
DEPARTMENT OF TRANSPORTATION
FY 2007 E-Government Distribution

Department / Bureau	FY 2007			
	E-Rulemaking	Business Gateway	Grants.gov	Integrated Acquisition Environment
Office of the Secretary	\$ 310,194	\$ 45,618	\$ 2,743	\$ 8,812
Federal Aviation Administration	\$ 92,082	\$ 228,090	\$ 216,410	\$ 42,455
Federal Highway Administration	\$ 41,211	\$ 45,618	\$ 663,720	\$ 44,511
Federal Motor Carrier Safety Administration	\$ 87,552	\$ 91,236	\$ 8,216	\$ 3,717
National Highway Traffic Safety Administration	\$ 215,802	\$ 91,236	\$ 12,852	\$ 2,806
Federal Railroad Administration	\$ 24,282	\$ 91,236	\$ 17,031	\$ 3,862
Federal Transit Administration	\$ 2,223	\$ 27,371	\$ 139,490	\$ 5,385
Saint Lawrence Seaway Development Corporation	\$ 86	\$ 6,843	\$ 126	\$ 246
Pipeline and Hazardous Materials Safety Administration	\$ 76,523	\$ 45,618	\$ 2,349	\$ 2,089
Research and Innovative Technology Administration	\$ 428	\$ 6,843	\$ 126	\$ 12,224
Office of Inspector General	\$ -	\$ 6,844	\$ 1,009	\$ -
Surface Transportation Board	\$ -	\$ 6,843	\$ 347	\$ -
Maritime Administration	\$ 4,617	\$ 27,371	\$ 9,256	\$ 43,713
TOTAL DEPARTMENT OF TRANSPORTATION	\$ 855,000	\$ 720,767	\$ 1,073,675	\$ 169,820
E-GOV FUNDING REQUEST	\$ 855,000	\$ 720,767	\$ 1,073,675	\$ 169,820

Department / Bureau	FY 2007					FY 2007 Total
	Financial Management LoB	Human Resources Management LoB	Grants Management LoB	Geospatial LoB	IT Infrastructure LoB	
Office of the Secretary	\$ 3,367	\$ 1,645	\$ 256	\$ 54,891	\$ 456	
Federal Aviation Administration	\$ 45,787	\$ 109,072	\$ 20,206	\$ 1,495	\$ 15,010	
Federal Highway Administration	\$ 17,121	\$ 6,725	\$ 61,970	\$ 166	\$ 1,692	
Federal Motor Carrier Safety Administration	\$ 3,333	\$ 2,561	\$ 767	\$ 743	\$ 402	
National Highway Traffic Safety Administration	\$ 1,492	\$ 1,428	\$ 1,200	\$ 9	\$ 510	
Federal Railroad Administration	\$ 1,650	\$ 1,877	\$ 1,590	\$ -	\$ 407	
Federal Transit Administration	\$ 3,683	\$ 1,168	\$ 13,024	\$ 274	\$ 247	
Saint Lawrence Seaway Development Corporation	\$ -	\$ 341	\$ 12	\$ -	\$ 33	
Pipeline and Hazardous Materials Safety Administration	\$ 967	\$ 780	\$ 219	\$ 2,168	\$ 234	
Research and Innovative Technology Administration	\$ 3,525	\$ 1,688	\$ 12	\$ -	\$ 548	
Office of Inspector General	\$ 608	\$ 990	\$ 94	\$ 2,254	\$ 191	
Surface Transportation Board	\$ 242	\$ 312	\$ 32	\$ -	\$ -	
Maritime Administration	\$ 1,558	\$ 1,848	\$ 864	\$ -	\$ 270	
TOTAL DEPARTMENT OF TRANSPORTATION	\$ 83,333	\$ 130,435	\$ 100,246	\$ 62,000	\$ 20,000	\$ 3,215,276
E-GOV FUNDING REQUEST	\$ 83,333	\$ 130,435	\$ 100,246	\$ 62,000	\$ 20,000	\$ 3,215,276

ATTACHMENT F
DEPARTMENT OF TREASURY
FY 2007 E-Government Distribution

FY 2007					
Department / Bureau	IRS Free File	E-Rulemaking	Business Gateway	Grants.gov	Integrated Acquisition Environment
Departmental Offices	\$ -	\$ 615,000	\$ 720,767		\$ 12,593
Financial Crimes Enforcement Network	\$ -	\$ -	\$ -	\$ -	\$ 2,208
Interagency Law Enforcement	\$ -	\$ -	\$ -	\$ -	\$ -
Financial Management Service	\$ -	\$ -	\$ -	\$ -	\$ 7,086
Federal Financing Bank	\$ -	\$ -	\$ -	\$ -	\$ 97
Alcohol and Tobacco Tax and Trade Bureau	\$ -	\$ -	\$ -	\$ -	\$ 2,733
Bureau of Engraving and Printing	\$ -	\$ -	\$ -	\$ -	\$ 11,543
United States Mint	\$ -	\$ -	\$ -	\$ -	\$ 12,295
Bureau of the Public Debt	\$ -	\$ -	\$ -	\$ -	\$ 5,307
Internal Revenue Service	\$ 70,000	\$ -	\$ -	\$ 25,000	\$ 320,349
Office of Housing Finance Oversight	\$ -	\$ -	\$ -	\$ -	\$ -
Comptroller of the Currency	\$ -	\$ -	\$ -	\$ -	\$ 17,554
Office of Thrift Supervision	\$ -	\$ -	\$ -	\$ -	\$ 6,529
Interest on the Public Dept	\$ -	\$ -	\$ -	\$ -	\$ -
Community Development Financial Insti. Funds	\$ -	\$ -	\$ -	\$ 50,000	\$ 467
DC Pensions	\$ -	\$ -	\$ -	\$ -	\$ 752
Executive Office for Asset Forfeiture	\$ -	\$ -	\$ -	\$ -	\$ 147
Office of Inspector General	\$ -	\$ -	\$ -	\$ -	\$ 510
Treasury Franchise Fund	\$ -	\$ -	\$ -	\$ -	\$ 26,672
Inspector General for Tax Administration	\$ -	\$ -	\$ -	\$ -	\$ 3,998
TOTAL DEPARTMENT OF THE TREASURY	\$ 70,000	\$ 615,000	\$ 720,767	\$ 75,000	\$ 430,840
E-GOV FUNDING REQUEST	\$ 70,000	\$ 615,000	\$ 720,767	\$ 75,000	\$ 430,840

FY 2007						
Department / Bureau	Financial Management LoB	Human Resources Management LoB	Grants Management LoB	Geospatial LoB	Budget Formulation and Execution LoB	IT Infrastructure LoB
Departmental Offices	\$ -	\$ 2,849	\$ 30,074	\$ 15,000	\$ 5,358	\$ 4,029
Financial Crimes Enforcement Network	\$ -	\$ 680	\$ -	\$ -	\$ 5,357	\$ 1,138
Interagency Law Enforcement	\$ -	\$ -	\$ -	\$ -	\$ -	\$ -
Financial Management Service	\$ -	\$ 4,355	\$ -	\$ -	\$ 5,357	\$ 9,613
Federal Financing Bank	\$ -	\$ -	\$ -	\$ -	\$ -	\$ -
Alcohol and Tobacco Tax and Trade Bureau	\$ -	\$ 1,100	\$ -	\$ -	\$ 5,357	\$ 2,579
Bureau of Engraving and Printing	\$ -	\$ 4,744	\$ -	\$ -	\$ 5,357	\$ 1,640
United States Mint	\$ -	\$ 4,044	\$ -	\$ -	\$ 5,357	\$ 4,765
Bureau of the Public Debt	\$ 83,333	\$ 4,000	\$ -	\$ -	\$ 5,357	\$ 3,722
Internal Revenue Service	\$ -	\$ 229,514	\$ -	\$ -	\$ 5,358	\$ 124,968
Office of Housing Finance Oversight	\$ -	\$ -	\$ -	\$ -	\$ -	\$ -
Comptroller of the Currency	\$ -	\$ 5,800	\$ -	\$ -	\$ 5,357	\$ 5,319
Office of Thrift Supervision	\$ -	\$ 1,757	\$ -	\$ -	\$ 5,357	\$ 1,213
Interest on the Public Dept	\$ -	\$ -	\$ -	\$ -	\$ -	\$ -
Community Development Financial Insti. Funds	\$ -	\$ -	\$ -	\$ -	\$ 5,357	\$ 392
DC Pensions	\$ -	\$ -	\$ -	\$ -	\$ -	\$ -
Executive Office for Asset Forfeiture	\$ -	\$ -	\$ -	\$ -	\$ -	\$ -
Office of Inspector General	\$ -	\$ 277	\$ -	\$ -	\$ 5,357	\$ 622
Treasury Franchise Fund	\$ -	\$ -	\$ -	\$ -	\$ 5,357	\$ -
Inspector General for Tax Administration	\$ -	\$ 1,751	\$ -	\$ -	\$ 5,357	\$ -
TOTAL DEPARTMENT OF THE TREASURY	\$ 83,333	\$ 260,870	\$ 30,074	\$ 15,000	\$ 75,000	\$ 160,000
E-GOV FUNDING REQUEST	\$ 83,333	\$ 260,870	\$ 30,074	\$ 15,000	\$ 75,000	\$ 160,000
						FY 2007 Total
						\$ 2,535,884
						\$ 2,535,884

ATTACHMENT F
DEPARTMENT OF VETERANS AFFAIRS
FY 2007 E-Government Distribution

Department / Bureau	FY 2007			
	E-Rulemaking	Business Gateway	Grants.gov	Integrated Acquisition Environment
Medical Programs	\$ -	\$ -	\$ -	\$ -
Benefits Programs	\$ -	\$ -	\$ 130,000	\$ -
Office of Information & Technology	\$ 280,000	\$ -	\$ -	\$ -
Departmental Administration	\$ -	\$ 328,817	\$ -	\$ 1,405,254
TOTAL DEPARTMENT OF VETERANS AFFAIRS	\$ 280,000	\$ 328,817	\$ 130,000	\$ 1,405,254
E-GOV FUNDING REQUEST	\$ 280,000	\$ 328,817	\$ 130,000	\$ 1,405,254

Department / Bureau	FY 2007							
	Financial Management LoB	Human Resources Management LoB	Grants Management LoB	Federal Health Architecture LoB	Geospatial LoB	Budget Formulation and Execution LoB	IT Infrastructure LoB	
Medical Programs	\$ -	\$ -	\$ -	\$ 1,789,590	\$ -	\$ -	\$ -	
Benefits Programs	\$ -	\$ -	\$ 30,074	\$ -	\$ -	\$ -	\$ -	
Office of Information & Technology	\$ -	\$ -	\$ -	\$ -	\$ 15,000	\$ 75,000	\$ 80,000	
Departmental Administration	\$ 83,333	\$ 260,870	\$ -	\$ -	\$ -	\$ -	\$ -	
TOTAL DEPARTMENT OF VETERANS AFFAIRS	\$ 83,333	\$ 260,870	\$ 30,074	\$ 1,789,590	\$ 15,000	\$ 75,000	\$ 80,000	\$ 4,477,938
E-GOV FUNDING REQUEST	\$ 83,333	\$ 260,870	\$ 30,074	\$ 1,789,590	\$ 15,000	\$ 75,000	\$ 80,000	\$ 4,477,938

ATTACHMENT F
GENERAL SERVICES ADMINISTRATION
FY 2007 E-Government Distribution

Department / Bureau or Account	FY 2007					
	USA Services [1]	E-Rulemaking	Federal Asset Sales	Business Gateway	E-Travel [2]	Integrated Acquisition Environment
General Activities (FCIC Fund)	\$ -	\$ -	\$ -	\$ -	\$ -	\$ -
FCIC Appropriated - Fund 105	\$ 6,331,000	\$ -	\$ -	\$ -	\$ -	\$ -
FCIC Reimbursable - Fund 105	\$ -	\$ -	\$ -	\$ -	\$ -	\$ -
Operating Expense - Direct Fund 142	\$ 1,530,000	\$ -	\$ 633,000	\$ -	\$ -	\$ -
General Activities (Working Capital Fund)	\$ -	\$ -	\$ -	\$ -	\$ -	\$ 2,286,886
CAO - In Kind-transfer	\$ -	\$ -	\$ -	\$ -	\$ -	\$ 1,618,634
Supply and Technology Activities (General Supply Fund)	\$ -	\$ -	\$ 1,199,866	\$ -	\$ 6,594,000	\$ -
General Activities (Governmentwide Policy)	\$ -	\$ 280,000	\$ -	\$ 68,394	\$ -	\$ -
Real Property Activities (Federal Buildings Fund)	\$ -	\$ -	\$ -	\$ -	\$ -	\$ -
TOTAL GENERAL SERVICES ADMINISTRATION	\$ 7,861,000	\$ 280,000	\$ 1,832,866	\$ 68,394	\$ 6,594,000	\$ 3,905,520
E-GOV FUNDING REQUEST	\$ 9,311,434	\$ 280,000	\$ 1,832,866	\$ 68,394	\$ 3,120,000	\$ 3,905,520

Department / Bureau	FY 2007					FY 2007 Total
	Financial Management LoB	Human Resources Management LoB	Geospatial LoB	Budget Formulation and Execution LoB	IT Infrastructure LoB	
Working Capital Fund	\$ 83,333	\$ 65,217	\$ -	\$ 75,000	\$ 20,000	
PBS Appropriated	\$ -	\$ -	\$ 35,000	\$ -	\$ -	
General Supply Fund - IFF Revenue	\$ -	\$ -	\$ -	\$ -	\$ -	
TOTAL GENERAL SERVICES ADMINISTRATION	\$ 83,333	\$ 65,217	\$ 35,000	\$ 75,000	\$ 20,000	\$ 20,820,330
E-GOV FUNDING REQUEST	\$ 83,333	\$ 65,217	\$ 35,000	\$ 75,000	\$ 20,000	\$ 18,796,764

Notes:

[1] Decrease in funding due to decrease in previously projected costs of project

[2] Agency contributing funds beyond the requested amount due to delays in agency deployments of E-Travel solution

ATTACHMENT F
OTHER AGENCIES
FY 2007 E-Government Distribution

Agencies without Bureau Breakouts
--

U.S. Army Corps of Engineers
Environmental Protection Agency
National Aeronautics and Space Administration
National Archives and Records Administration
National Science Foundation
Nuclear Regulatory Commission
Office of Personnel Management
Small Business Administration
Smithsonian Institution
Social Security Administration
U.S. Agency for International Development

Attachment G
FY06 Agency Funding for E-Gov and LoB Initiatives by Agency

Agency	Initiative	FY06 Agency Contributions*
Corporation for National Community Service	Grants.gov	\$226,340
	Grants Management LoB	\$14,450
	CNCS Total	\$240,790
Department of Agriculture	Recreation One-Stop	\$50,000
	GovBenefits.gov	\$322,583
	E-Rulemaking	\$825,000
	Business Gateway	\$825,216
	Geospatial One-Stop	\$300,000
	Grants.gov	\$754,467
	Integrated Acquisition Environment	\$455,884
	E-Authentication	\$450,000
	Financial Management LoB	\$83,333
	Human Resources Management LoB	\$181,818
	Grants Management LoB	\$28,900
	USDA Total	\$4,277,201
Department of Commerce	E-Rulemaking	\$825,000
	International Trade Process Streamlining	\$730,000
	Business Gateway	\$515,760
	Geospatial One-Stop	\$300,000
	Grants.gov	\$452,680
	E-Travel	\$191,151
	Integrated Acquisition Environment	\$159,491
	E-Authentication	\$450,000
	Financial Management LoB	\$83,333
	Human Resources Management LoB	\$90,909
	Grants Management LoB	\$28,900
	DoC Total	\$3,827,224
Department of Defense	E-Rulemaking	\$1,150,000
	Business Gateway	\$515,760
	Geospatial One-Stop	\$200,000
	Grants.gov	\$452,680
	Integrated Acquisition Environment	\$23,432,500

Attachment G
FY06 Agency Funding for E-Gov and LoB Initiatives by Agency

Agency	Initiative	FY06 Agency Contributions*
	E-Authentication	\$450,000
	Financial Management LoB	\$83,333
	Human Resources Management LoB	\$181,818
	Grants Management LoB	\$28,900
	Federal Health Architecture LoB	\$1,720,760
	DoD Total	\$28,215,751
Department of Education	GovBenefits.gov	\$322,583
	E-Rulemaking	\$175,000
	Business Gateway	\$515,760
	Geospatial One-Stop	\$100,000
	Grants.gov	\$754,467
	E-Travel	\$534,976
	Integrated Acquisition Environment	\$54,782
	E-Authentication	\$450,000
	Financial Management LoB	\$83,333
	Human Resources Management LoB	\$45,455
	Grants Management LoB	\$86,700
	ED Total	\$3,123,056
	Department of Energy	GovBenefits.gov
E-Rulemaking		\$825,000
Business Gateway		\$171,920
Geospatial One-Stop		\$100,000
Grants.gov		\$452,680
E-Travel		\$181,010
Integrated Acquisition Environment		\$2,259,236
E-Authentication		\$450,000
Financial Management LoB		\$83,333
Human Resources Management LoB		\$45,455
Grants Management LoB		\$14,450
DoE Total		\$4,744,366
Department of Health and Human Services		GovBenefits.gov
	E-Rulemaking	\$825,000

Attachment G
FY06 Agency Funding for E-Gov and LoB Initiatives by Agency

Agency	Initiative	FY06 Agency Contributions*
	Business Gateway	\$825,216
	Geospatial One-Stop	\$100,000
	Grants.gov	\$754,467
	E-Travel	\$1,316,646
	Integrated Acquisition Environment	\$1,083,411
	E-Authentication	\$450,000
	Financial Management LoB	\$83,333
	Human Resources Management LoB	\$90,909
	Grants Management LoB	\$86,700
	Federal Health Architecture LoB	\$2,294,346
		HHS Total
Department of Homeland Security	GovBenefits.gov	\$161,282
	E-Rulemaking	\$825,000
	Business Gateway	\$825,216
	Geospatial One-Stop	\$150,000
	Disaster Management	\$12,270,000
	SAFECOM	\$20,500,000
	Grants.gov	\$452,680
	E-Travel	\$804,795
	Integrated Acquisition Environment	\$1,017,654
	E-Authentication	\$450,000
	Financial Management LoB	\$83,333
	Human Resources Management LoB	\$181,818
		DHS Total
Department of Housing and Urban Development	GovBenefits.gov	\$322,583
	E-Rulemaking	\$825,000
	Business Gateway	\$515,760
	Geospatial One-Stop	\$100,000
	Grants.gov	\$754,467
	E-Travel	\$394,858
	Integrated Acquisition Environment	\$54,429
	E-Authentication	\$450,000

Attachment G
FY06 Agency Funding for E-Gov and LoB Initiatives by Agency

Agency	Initiative	FY06 Agency Contributions*
	Financial Management LoB	\$83,333
	Grants Management LoB	\$86,700
	HUD Total	\$3,587,130
Department of Justice	E-Rulemaking	\$825,000
	Business Gateway	\$322,350
	Geospatial One-Stop	\$100,000
	Grants.gov	\$452,680
	E-Travel	\$100,756
	Integrated Acquisition Environment	\$433,101
	E-Authentication	\$450,000
	Financial Management LoB	\$83,333
	Human Resources Management LoB	\$181,818
	Grants Management LoB	\$57,800
	Case Management LoB	\$1,500,000
	DoJ Total	\$4,506,838
Department of Labor	GovBenefits.gov	\$2,000,000
	E-Rulemaking	\$825,000
	Business Gateway	\$825,216
	Geospatial One-Stop	\$100,000
	Grants.gov	\$754,467
	E-Travel	\$167,252
	Integrated Acquisition Environment	\$166,411
	E-Authentication	\$450,000
	Financial Management LoB	\$83,333
	Human Resources Management LoB	\$45,455
	Grants Management LoB	\$57,800
		DoL Total
Department of State	GovBenefits.gov	\$241,938
	E-Rulemaking	\$365,000
	Business Gateway	\$171,920
	Geospatial One-Stop	\$30,000
	Grants.gov	\$226,340

Attachment G
FY06 Agency Funding for E-Gov and LoB Initiatives by Agency

Agency	Initiative	FY06 Agency Contributions*
	E-Travel	\$31,771
	Integrated Acquisition Environment	\$342,634
	E-Authentication	\$450,000
	Financial Management LoB	\$83,333
	Human Resources Management LoB	\$45,455
	Grants Management LoB	\$14,450
	State Total	\$2,002,841
Department of the Interior	Recreation One-Stop	\$200,000
	E-Rulemaking	\$825,000
	Business Gateway	\$322,350
	Geospatial One-Stop	\$510,000
	Grants.gov	\$452,680
	E-Travel	\$1,135,551
	Integrated Acquisition Environment	\$396,566
	E-Authentication	\$450,000
	Financial Management LoB	\$83,333
	Human Resources Management LoB	\$90,909
	Grants Management LoB	\$14,450
	Dol Total	\$4,480,839
Department of the Treasury	IRS Free File	\$70,000
	E-Rulemaking	\$825,000
	Business Gateway	\$1,547,280
	Geospatial One-Stop	\$100,000
	Grants.gov	\$226,340
	E-Travel	\$322,578
	Integrated Acquisition Environment	\$188,357
	E-Authentication	\$450,000
	Financial Management LoB	\$83,333
	Human Resources Management LoB	\$181,818
	Grants Management LoB	\$14,450
	Treasury Total	\$4,009,156
Department of Transportation	E-Rulemaking	\$825,000

Attachment G
FY06 Agency Funding for E-Gov and LoB Initiatives by Agency

Agency	Initiative	FY06 Agency Contributions*
	Business Gateway	\$825,216
	Geospatial One-Stop	\$150,000
	Grants.gov	\$754,467
	E-Payroll	\$850,000
	Integrated Acquisition Environment	\$255,065
	E-Authentication	\$450,000
	Financial Management LoB	\$83,333
	Human Resources Management LoB	\$90,909
	Grants Management LoB	\$86,700
	DoT Total	\$4,370,690
Department of Veterans Affairs	GovBenefits.gov	\$322,583
	E-Rulemaking	\$365,000
	Business Gateway	\$322,350
	Geospatial One-Stop	\$30,000
	Grants.gov	\$226,340
	E-Travel	\$184,166
	Integrated Acquisition Environment	\$1,368,755
	E-Authentication	\$450,000
	Financial Management LoB	\$83,333
	Human Resources Management LoB	\$181,818
	Grants Management LoB	\$14,450
	Federal Health Architecture LoB	\$1,720,760
	VA Total	\$5,269,555
Environmental Protection Agency	E-Rulemaking	\$365,000
	Business Gateway	\$515,760
	Geospatial One-Stop	\$150,000
	Grants.gov	\$452,680
	E-Travel	\$319,632
	Integrated Acquisition Environment	\$133,785
	E-Authentication	\$450,000
	Financial Management LoB	\$83,333
	Human Resources Management LoB	\$45,455

Attachment G
FY06 Agency Funding for E-Gov and LoB Initiatives by Agency

Agency	Initiative	FY06 Agency Contributions*
	Grants Management LoB	\$14,450
	EPA Total	\$2,530,095
General Services Administration	USA Services	\$9,229,254
	E-Rulemaking	\$175,000
	Federal Asset Sales	\$2,416,244
	Business Gateway	\$64,470
	Geospatial One-Stop	\$100,000
	E-Travel	\$6,459,990
	Integrated Acquisition Environment	\$2,830,707
	E-Authentication	\$631,149
	Financial Management LoB	\$83,333
	Human Resources Management LoB	\$45,455
		GSA Total
Institute of Museum and Library Services	Grants.gov	\$226,340
	Grants Management LoB	\$14,450
		IMLS Total
National Aeronautics and Space Administration	E-Rulemaking	\$365,000
	Business Gateway	\$64,470
	Geospatial One-Stop	\$300,000
	Grants.gov	\$452,680
	E-Travel	\$508,072
	Integrated Acquisition Environment	\$1,264,037
	E-Authentication	\$450,000
	Financial Management LoB	\$83,333
	Human Resources Management LoB	\$45,455
		NASA Total
National Archives and Records Administration	Geospatial One-Stop	\$30,000
	Grants.gov	\$226,340
	E-Travel	\$277,500
		NARA Total
National Endowment for the Arts	Grants.gov	\$226,340
		NEA Total

Attachment G
FY06 Agency Funding for E-Gov and LoB Initiatives by Agency

Agency	Initiative	FY06 Agency Contributions*
National Endowment for the Humanities	Grants.gov	\$226,340
	Grants Management LoB	\$14,450
	NEH Total	\$240,790
National Science Foundation	E-Rulemaking	\$175,000
	Business Gateway	\$64,470
	Geospatial One-Stop	\$100,000
	Grants.gov	\$452,680
	E-Travel	\$242,020
	Integrated Acquisition Environment	\$8,314
	E-Authentication	\$450,000
	Financial Management LoB	\$83,333
	Human Resources Management LoB	\$45,455
	Grants Management LoB	\$57,800
	NSF Total	\$1,679,072
Nuclear Regulatory Commission	Geospatial One-Stop	\$100,000
	E-Travel	\$277,500
	Integrated Acquisition Environment	\$4,720
NRC Total	\$382,220	
Office of Personnel Management	E-Rulemaking	\$175,000
	Business Gateway	\$171,920
	Geospatial One-Stop	\$30,000
	E-Training	\$500,000
	EHRI	\$6,983,000
	E-Payroll	\$1,400,000
	E-Travel	\$232,601
	Integrated Acquisition Environment	\$17,306
	E-Authentication	\$450,000
	Financial Management LoB	\$83,333
	Human Resources Management LoB	\$1,450,000
OPM Total	\$11,493,160	
Small Business Administration	E-Rulemaking	\$175,000
	Business Gateway	\$64,470

Attachment G
FY06 Agency Funding for E-Gov and LoB Initiatives by Agency

Agency	Initiative	FY06 Agency Contributions*
	Geospatial One-Stop	\$30,000
	Grants.gov	\$226,340
	E-Travel	\$297,812
	Integrated Acquisition Environment	\$2,885
	E-Authentication	\$450,000
	Financial Management LoB	\$83,333
	SBA Total	\$1,329,840
Smithsonian	Geospatial One-Stop	\$30,000
	Smith Total	\$30,000
Social Security Administration	GovBenefits.gov	\$322,583
	E-Rulemaking	\$175,000
	Business Gateway	\$322,350
	Geospatial One-Stop	\$30,000
	E-Vital	\$21,185,770
	Grants.gov	\$226,340
	E-Travel	\$206,400
	Integrated Acquisition Environment	\$33,075
	E-Authentication	\$450,000
	Financial Management LoB	\$83,333
	Human Resources Management LoB	\$90,909
	SSA Total	\$23,125,760
U.S. Agency for International Development	Geospatial One-Stop	\$30,000
	Grants.gov	\$452,680
	E-Travel	\$165,082
	Integrated Acquisition Environment	\$86,893
	E-Authentication	\$450,000
	Financial Management LoB	\$83,333
	Human Resources Management LoB	\$45,455
	Grants Management LoB	\$14,450
	USAID Total	\$1,327,893
U.S. Army Corps of Engineers	Recreation One-Stop	\$50,000
	Geospatial One-Stop	\$100,000

Attachment G
FY06 Agency Funding for E-Gov and LoB Initiatives by Agency

Agency	Initiative	FY06 Agency Contributions*
	USACE Total	\$150,000
	Grand Total	\$192,943,209

Note:

* - Agency contributions reflect commitments of funding and/or in-kind services provided by partner agencies to initiative managing partner agencies in support of developing, implementing, and/or migrating to E-Gov common solutions. Contribution amounts are determined annually through collaborative, inter-agency E-Gov initiative governance structures and subject to approval by OMB.

“Fee-for-service” contributions represent transfers of funds by partner agencies to initiative service providers in exchange for services rendered by initiative service providers. The amounts are typically based on a transaction/usage-based fee structure (e.g., for payroll processing, payroll service providers base their service fees on the number of employees at a customer agency). Initiative service providers use fees collected from partner agencies to cover ongoing operational costs, perform routine maintenance, and support their customer base.

Once an initiative has completed all implementation and migration activities, and initiative will no longer be funded through agency funding contributions but rather will be exclusively funded through fee-for-service agreements.

ATTACHMENT H
DEPARTMENT OF AGRICULTURE
FY 2006 E-Government Distribution

FY 2006						
Department / Bureau	Recreation One-Stop[2]	GovBenefits.gov	E-Rulemaking[3]	Business Gateway	Geospatial One-Stop	Grants.gov
Office of the Secretary						
Executive Operations (OCFO)						\$ 9,696
Office of Civil Rights						
Departmental Administration[1]				\$ 1,928	\$ 789	
Office of Communications						
Office of the Inspector General						
Office of the General Counsel						
Economic Research Service					\$ 1,810	\$ 4,396
National Agricultural Statistics Service					\$ 5,127	
Agricultural Research Service						\$ 53,784
Cooperative State Research, Education, and Extension Service	\$ 7,622	\$ 3,562			\$ 2,854	\$ 7,080
Animal and Plant Health Inspection Service		\$ 42,804	\$ 82,229			\$ 84,199
Food Safety and Inspection Service		\$ 38,785	\$ 73,924	\$ 30,492		
Grain Inspection, Packers and Stockyards Administration		\$ 4,009	\$ 7,681			
Agricultural Marketing Service		\$ 10,969	\$ 20,810			\$ 20,301
Risk Management Agency	\$ 5,471	\$ 2,549			\$ 2,011	
Farm Service Agency	\$ 110,868	\$ 51,822	\$ 99,854	\$ 41,581		
Natural Resources Conservation Service	\$ 96,830	\$ 45,097	\$ 85,953	\$ 35,453	\$ 85,402	
Rural Development						
Rural Housing Service	\$ 23,712	\$ 11,056	\$ 21,145	\$ 8,748	\$ 21,291	
Rural Business—Cooperative Service	\$ 23,712	\$ 11,056	\$ 21,145	\$ 8,748	\$ 21,291	
Rural Utilities Service	\$ 23,712	\$ 11,056	\$ 21,145	\$ 8,748	\$ 21,291	
Foreign Agricultural Service		\$ 9,881	\$ 19,060			\$ 19,819
Food and Nutrition Service	\$ 30,655	\$ 14,326				\$ 28,525
Forest Service	\$ 50,000	\$ 193,028	\$ 370,342	\$ 153,640	\$ 377,394	
TOTAL DEPARTMENT OF AGRICULTURE	\$ 50,000	\$ 322,582	\$ 450,000	\$ 825,216	\$ 300,001	\$ 754,469
TOTAL E-GOV FUNDING REQUEST	\$ 50,000	\$ 322,583	\$ 825,000	\$ 825,216	\$ 300,000	\$ 754,467

FY 2006						
Department / Bureau	Integrated Acquisition Environment	E-Authentication	Financial Management LoB	Human Resources Management LoB	Grants Management LoB	
Office of the Secretary						
Executive Operations						
Office of Civil Rights						
Departmental Administration[1]	\$ 96,175	\$ 94,934	\$ 17,580	\$ 38,357	\$ 1,288	
Office of Communications						
Office of the Inspector General						
Office of the General Counsel						
Economic Research Service	\$ 1,738	\$ 1,715	\$ 318	\$ 693	\$ 584	
National Agricultural Statistics Service	\$ 4,878	\$ 4,815	\$ 892	\$ 1,945		
Agricultural Research Service	\$ 23,423	\$ 23,121	\$ 4,282	\$ 9,342	\$ 7,146	
Cooperative State Research, Education, and Extension Service	\$ 2,472	\$ 2,441	\$ 452	\$ 986	\$ 941	
Animal and Plant Health Inspection Service	\$ 30,546	\$ 30,151	\$ 5,584	\$ 12,182	\$ 11,188	
Food Safety and Inspection Service	\$ 30,346	\$ 29,954	\$ 5,547	\$ 12,103		
Grain Inspection, Packers and Stockyards Administration	\$ 2,936	\$ 2,918	\$ 540	\$ 1,179		
Agricultural Marketing Service	\$ 9,028	\$ 8,912	\$ 1,650	\$ 3,601	\$ 2,697	
Risk Management Agency	\$ 1,958	\$ 1,933	\$ 358	\$ 781		
Farm Service Agency	\$ 35,600	\$ 35,141	\$ 6,508	\$ 14,198		
Natural Resources Conservation Service	\$ 35,293	\$ 34,838	\$ 6,451	\$ 14,076	\$ 11,347	
Rural Development						
Rural Housing Service	\$ 8,320	\$ 8,213	\$ 1,521	\$ 3,318	\$ 2,829	
Rural Business—Cooperative Service	\$ 8,320	\$ 8,213	\$ 1,521	\$ 3,318	\$ 2,829	
Rural Utilities Service	\$ 8,320	\$ 8,213	\$ 1,521	\$ 3,318	\$ 2,829	
Foreign Agricultural Service	\$ 6,690	\$ 6,604	\$ 1,223	\$ 2,668	\$ 2,633	
Food and Nutrition Service	\$ 9,901	\$ 9,773	\$ 1,810	\$ 3,949	\$ 3,790	
Forest Service	\$ 139,919	\$ 138,113	\$ 25,576	\$ 55,803	\$ 50,144	FY 2006 Total
TOTAL DEPARTMENT OF AGRICULTURE	\$ 455,863	\$ 450,002	\$ 83,334	\$ 181,817	\$ 100,245	\$ 3,973,529
TOTAL E-GOV FUNDING REQUEST	\$ 455,884	\$ 450,000	\$ 83,333	\$ 181,818	\$ 28,900	\$ 4,277,201

Notes
[1] - Includes DA, NAD, OBPA, OC, OCE, OCFO, OCIO, OCR, OGC, OIA, OSEC/6, SCMI
[2] - \$300,000 of funding request will be in-kind contribution; no transfer required
[3] - USDA previously transferred \$375,000

ATTACHMENT H
DEPARTMENT OF COMMERCE
FY 2006 E-Government Distribution

Department / Bureau	FY 2006					
	E-Rulemaking	International Trade Process Streamlining	Business Gateway	Geospatial One-Stop	Grants.gov	E-Travel
Departmental Management	\$ 18,392		\$ 2,047		\$ 1,079	\$ 3,748
Inspector General						
Economic Development Administration	\$ 10,510		\$ 8,187		\$ 102,919	\$ 1,874
Bureau of the Census	\$ 39,411		\$ 188,293	\$ 150,000		\$ 33,733
Economic and Statistical Analysis	\$ 13,137		\$ 19,102			
International Trade Administration	\$ 18,392	\$ 730,000	\$ 26,607		\$ 4,316	\$ 31,859
Bureau of Industry and Security	\$ 107,723		\$ 24,560			\$ 3,748
Minority Business Development Agency	\$ 21,019				\$ 5,800	
National Oceanic and Atmospheric Administration	\$ 499,204		\$ 113,249	\$ 150,000	\$ 257,229	\$ 86,205
Patent and Trademark Office	\$ 42,038		\$ 124,164			\$ 11,244
Under Secretary / Office of Technology Policy	\$ 5,255					
National Technical Information Service						
National Institute of Standards & Technology	\$ 34,156		\$ 6,822		\$ 64,611	\$ 18,740
National Telecommunications & Information Admin.	\$ 15,764		\$ 2,729		\$ 16,726	
TOTAL DEPARTMENT OF COMMERCE	\$ 825,000	\$ 730,000	\$ 515,760	\$ 300,000	\$ 452,680	\$ 191,151
E-GOV FUNDING REQUEST	\$ 825,000	\$ 730,000	\$ 515,760	\$ 300,000	\$ 452,680	\$ 191,151

Department / Bureau	FY 2006					FY 2006 Total
	Integrated Acquisition Environment	E-Authentication	Financial Management LoB	Human Resources Management LoB	Grants Management LoB	
Departmental Management	\$ 1,228	\$ 3,510	\$ 649	\$ 2,138	\$ 69	
Inspector General	\$ 431	\$ 1,215	\$ 225	\$ 295		
Economic Development Administration	\$ 7,688	\$ 21,690	\$ 4,016	\$ 561	\$ 6,571	
Bureau of the Census	\$ 15,997	\$ 45,135	\$ 8,357	\$ 21,619		
Economic and Statistical Analysis	\$ 1,675	\$ 4,725	\$ 874	\$ 1,392		
International Trade Administration	\$ 7,273	\$ 20,565	\$ 3,799	\$ 5,735	\$ 276	
Bureau of Industry and Security	\$ 1,723	\$ 4,860	\$ 891	\$ 928		
Minority Business Development Agency	\$ 447	\$ 1,260	\$ 233	\$ 246	\$ 370	
National Oceanic and Atmospheric Administration	\$ 78,581	\$ 221,715	\$ 41,067	\$ 32,302	\$ 16,422	
Patent and Trademark Office	\$ 29,218	\$ 82,485	\$ 15,275	\$ 17,497		
Under Secretary / Office of Technology Policy	\$ 111	\$ 270	\$ 57	\$ 72		
National Technical Information Service	\$ 48	\$ 90	\$ 17	\$ 402		
National Institute of Standards & Technology	\$ 13,572	\$ 38,250	\$ 7,091	\$ 7,058	\$ 4,125	
National Telecommunications & Information Admin.	\$ 1,499	\$ 4,230	\$ 782	\$ 664	\$ 1,068	
TOTAL DEPARTMENT OF COMMERCE	\$ 159,491	\$ 450,000	\$ 83,333	\$ 90,909	\$ 28,900	\$ 3,827,224
E-GOV FUNDING REQUEST	\$ 159,491	\$ 450,000	\$ 83,333	\$ 90,909	\$ 28,900	\$ 3,827,224

ATTACHMENT H
DEPARTMENT OF DEFENSE
FY 2006 E-Government Distribution

Department / Bureau	FY 2006				
	E-Rulemaking	Business Gateway	Geospatial One-Stop	Grants.gov	E-Authentication
Navy, Marine Corps					
Army					
Air Force					
Defense-wide	\$ 1,150,000	\$ 515,760	\$ 200,000	\$ 452,680	\$ 450,000
TOTAL DEPARTMENT OF DEFENSE	\$ 1,150,000	\$ 515,760	\$ 200,000	\$ 452,680	\$ 450,000
E-GOV FUNDING REQUEST	\$ 1,150,000	\$ 515,760	\$ 200,000	\$ 452,680	\$ 450,000

Department / Bureau	FY 2006					FY 2006 Total
	Integrated Acquisition Environment[1]	Financial Management LoB	Human Resources Management LoB	Grants Management LoB	Federal Health Architecture LoB	
Navy, Marine Corps						
Army						
Air Force						
Defense-wide	\$ 18,684,625	\$ 83,333	\$ 181,818	\$ 28,900	\$ 1,720,760	
TOTAL DEPARTMENT OF DEFENSE	\$ 18,684,625	\$ 83,333	\$ 181,818	\$ 28,900	\$ 1,720,760	\$ 23,467,876
E-GOV FUNDING REQUEST	\$ 23,432,500	\$ 83,333	\$ 181,818	\$ 28,900	\$ 1,720,760	\$ 28,215,751

Notes

[1] \$4,747,875 of funding request will be non-funding resources; no transfer required

ATTACHMENT H
DEPARTMENT OF EDUCATION
FY 2006 E-Government Distribution

FY 2006					
Department / Bureau	GovBenefits.gov	E-Rulemaking	Business Gateway	Geospatial One-Stop	Grants.gov
Office of Elementary and Secondary Education					
Office of Indian Education					
Office of Innovation and Improvement					
Office of Safe and Drug-Free Schools					
Office of English Language Acquisition					
Office of Special Education and Rehabilitative Services					
Office of Vocational and Adult Education					
Office of Postsecondary Education					
Federal Student Aid					
Institute of Education Sciences					
Departmental Management	\$ 322,583	\$ 175,000	\$ 515,760	\$ 100,000	\$ 754,467
TOTAL DEPARTMENT OF EDUCATION	\$ 322,583	\$ 175,000	\$ 515,760	\$ 100,000	\$ 754,467
E-GOV FUNDING REQUEST	\$ 322,583	\$ 175,000	\$ 515,760	\$ 100,000	\$ 754,467

FY 2006							
Department / Bureau	E-Travel	Integrated Acquisition Environment	E-Authentication	Financial Management LoB	Human Resources Management LoB	Grants Management LoB	
Office of Elementary and Secondary Education							
Office of Indian Education							
Office of Innovation and Improvement							
Office of Safe and Drug-Free Schools							
Office of English Language Acquisition							
Office of Special Education and Rehabilitative Services							
Office of Vocational and Adult Education							
Office of Postsecondary Education							
Federal Student Aid							
Institute of Education Sciences							
Departmental Management	\$ 534,976	\$ 54,782	\$ 450,000	\$ 83,333	\$ 45,455	\$ 86,700	
TOTAL DEPARTMENT OF EDUCATION	\$ 534,976	\$ 54,782	\$ 450,000	\$ 83,333	\$ 45,455	\$ 86,700	
E-GOV FUNDING REQUEST	\$ 534,976	\$ 54,782	\$ 450,000	\$ 83,333	\$ 45,455	\$ 86,700	
							FY 2006 Total
							\$ 3,123,056
							\$ 3,123,056

ATTACHMENT H
DEPARTMENT OF ENERGY
FY 2006 E-Government Distribution

FY 2006						
Department / Bureau	GovBenefits.gov	E-Rulemaking	Business Gateway	Geospatial One-Stop	Grants.gov	E-Travel
National Nuclear Security Administration	\$ 34,172		\$ 36,426		\$ 9,940	\$ 38,352
Environmental and Other Defense Activities	\$ 35,891		\$ 38,258		\$ 18,297	\$ 40,279
Energy Programs	\$ 41,166		\$ 43,879		\$ 415,998	\$ 46,199
Power Marketing Administration	\$ 23,684		\$ 25,245			\$ 26,580
Departmental Administration	\$ 26,370	\$ 825,000	\$ 28,112	\$ 100,000	\$ 8,445	\$ 29,600
TOTAL DEPARTMENT OF ENERGY	\$ 161,283	\$ 825,000	\$ 171,920	\$ 100,000	\$ 452,680	\$ 181,010
E-GOV FUNDING REQUEST	\$ 161,282	\$ 825,000	\$ 171,920	\$ 100,000	\$ 452,680	\$ 181,010

FY 2006						
Department / Bureau	Integrated Acquisition Environment	E-Authentication	Financial Management LoB	Human Resources Management LoB	Grants Management LoB	
National Nuclear Security Administration	\$ 199,477					
Environmental and Other Defense Activities	\$ 209,507					
Energy Programs	\$ 240,296					
Power Marketing Administration	\$ 138,247					
Departmental Administration	\$ 1,471,709	\$ 450,000	\$ 83,333	\$ 45,455	\$ 14,450	FY 2006 Total
TOTAL DEPARTMENT OF ENERGY	\$ 2,259,236	\$ 450,000	\$ 83,333	\$ 45,455	\$ 14,450	\$ 4,744,367
E-GOV FUNDING REQUEST	\$ 2,259,236	\$ 450,000	\$ 83,333	\$ 45,455	\$ 14,450	\$ 4,744,366

ATTACHMENT H
DEPARTMENT OF HEALTH AND HUMAN SERVICES
FY 2006 E-Government Distribution

FY 2006						
Department / Bureau	GovBenefits.gov	E-Rulemaking	Business Gateway	Geospatial One-Stop	Grants.gov	E-Travel
Food and Drug Administration	\$ 66,497	\$ 170,064	\$ 170,108	\$ 20,614	\$ 155,524	\$ 271,411
Health Resources and Services Administration	\$ 12,132	\$ 31,027	\$ 31,035	\$ 3,761	\$ 28,374	\$ 49,517
Indian Health Services	\$ 13,458	\$ 34,419	\$ 34,428	\$ 4,172	\$ 31,476	\$ 54,930
Centers for Disease Control and Prevention	\$ 43,867	\$ 112,189	\$ 112,219	\$ 13,599	\$ 102,598	\$ 179,047
National Institutes of Health	\$ 96,840	\$ 247,667	\$ 247,732	\$ 30,020	\$ 226,493	\$ 395,261
Substance Abuse and Mental Health Services Administration	\$ 3,185	\$ 8,145	\$ 8,147	\$ 987	\$ 7,449	\$ 12,999
Agency for Healthcare Research and Quality	\$ 5,202	\$ 13,304	\$ 13,308	\$ 1,613	\$ 12,167	\$ 21,233
Centers for Medicare and Medicaid Services	\$ 66,030	\$ 168,869	\$ 168,914	\$ 20,469	\$ 154,432	\$ 269,505
Administration for Children and Families	\$ 6,080	\$ 15,549	\$ 15,553	\$ 1,885	\$ 14,220	\$ 24,816
Administration on Aging	\$ 841	\$ 2,150	\$ 2,150	\$ 261	\$ 1,966	\$ 3,431
Departmental Management	\$ 4,632	\$ 11,847	\$ 11,850	\$ 1,436	\$ 10,834	\$ 18,907
Program Support Center						
Office of the Inspector General	\$ 3,820	\$ 9,769	\$ 9,772	\$ 1,184	\$ 8,934	\$ 15,591
TOTAL DEPARTMENT OF HEALTH AND HUMAN SERVICES	\$ 322,583	\$ 825,000	\$ 825,216	\$ 100,000	\$ 754,467	\$ 1,316,646
E-GOV FUNDING REQUEST	\$ 322,583	\$ 825,000	\$ 825,216	\$ 100,000	\$ 754,467	\$ 1,316,646

FY 2006							
Department / Bureau	Integrated Acquisition Environment	E-Authentication	Financial Management LoB	Human Resources Management LoB	Grants Management LoB	Federal Health Architecture LoB	
Food and Drug Administration	\$ 223,332	\$ 92,762	\$ 17,178	\$ 18,740	\$ 17,872	\$ 472,951	
Health Resources and Services Administration	\$ 40,746	\$ 16,924	\$ 3,134	\$ 3,419	\$ 3,261	\$ 86,287	
Indian Health Services	\$ 45,200	\$ 18,774	\$ 3,477	\$ 3,793	\$ 3,617	\$ 95,720	
Centers for Disease Control and Prevention	\$ 147,330	\$ 61,194	\$ 11,332	\$ 12,362	\$ 11,790	\$ 312,002	
National Institutes of Health	\$ 325,243	\$ 135,091	\$ 25,017	\$ 27,291	\$ 26,028	\$ 688,769	
Substance Abuse and Mental Health Services Administration	\$ 10,696	\$ 4,443	\$ 823	\$ 898	\$ 856	\$ 22,651	
Agency for Healthcare Research and Quality	\$ 17,471	\$ 7,257	\$ 1,344	\$ 1,466	\$ 1,398	\$ 36,999	
Centers for Medicare and Medicaid Services	\$ 221,764	\$ 92,111	\$ 17,057	\$ 18,608	\$ 17,747	\$ 469,630	
Administration for Children and Families	\$ 20,420	\$ 8,481	\$ 1,571	\$ 1,713	\$ 1,634	\$ 43,243	
Administration on Aging	\$ 2,823	\$ 1,173	\$ 217	\$ 237	\$ 226	\$ 5,978	
Departmental Management	\$ 15,558	\$ 6,462	\$ 1,197	\$ 1,305	\$ 1,245	\$ 32,947	
Program Support Center							
Office of the Inspector General	\$ 12,829	\$ 5,329	\$ 987	\$ 1,076	\$ 1,027	\$ 27,168	
TOTAL DEPARTMENT OF HEALTH AND HUMAN SERVICES	\$ 1,083,411	\$ 450,000	\$ 83,333	\$ 90,909	\$ 86,700	\$ 2,294,346	
E-GOV FUNDING REQUEST	\$ 1,083,411	\$ 450,000	\$ 83,333	\$ 90,909	\$ 86,700	\$ 2,294,346	
							FY 2006 Total
							\$ 8,232,611
							\$ 8,232,611

ATTACHMENT H
DEPARTMENT OF HOMELAND SECURITY
FY 2006 E-Government Distribution

FY 2006						
Department / Bureau	GovBenefits.gov	E-Rulemaking	Business Gateway	Geospatial One-Stop	Disaster Management	SAFECOM[1]
Departmental Management	\$ 2,588	\$ 445,338	\$ 49,297	\$ 150,000	\$ 3,790,414	
Office of the Inspector General	\$ 667	\$ 2,336	\$ 2,336			
Citizenship and Immigration Services	\$ 12,605	\$ 52,159	\$ 52,172		\$ 507,994	
United States Secret Service	\$ 8,059	\$ 33,866	\$ 33,875		\$ 273,535	
Border and Transportation Security	\$ 125,965	\$ 44,024	\$ 440,193		\$ 3,087,038	
United States Coast Guard	\$ 7,870	\$ 195,456	\$ 195,507		\$ 1,797,516	
Emergency Preparedness and Response	\$ 2,902	\$ 12,619	\$ 12,623		\$ 2,618,121	
Science and Technology	\$ 478	\$ 38,498	\$ 38,509		\$ 195,382	\$ 26,500,000
Information Analysis and Infrastructure Protection	\$ 148	\$ 704	\$ 704			
TOTAL DEPARTMENT OF HOMELAND SECURITY	\$ 161,282	\$ 825,000	\$ 825,216	\$ 150,000	\$ 12,270,000	\$ 26,500,000
E-GOV FUNDING REQUEST	\$ 161,282	\$ 825,000	\$ 825,216	\$ 150,000	\$ 12,270,000	\$ 20,500,000

FY 2006							
Department / Bureau	Grants.gov	E-Travel	Integrated Acquisition Environment	E-Authentication	Financial Management LoB	Human Resources Management LoB	
Departmental Management	\$ 408,738	\$ 3,913	\$ 225,768	\$ 7,221	\$ 4,982	\$ 2,916	
Office of the Inspector General		\$ 2,281	\$ 3,328	\$ 1,861	\$ 236	\$ 752	
Citizenship and Immigration Services		\$ 45,162	\$ 62,898	\$ 35,169	\$ 5,269	\$ 14,210	
United States Secret Service	\$ 319	\$ 29,614	\$ 40,215	\$ 22,486	\$ 3,421	\$ 9,085	
Border and Transportation Security	\$ 16,592	\$ 496,544	\$ 628,568	\$ 351,461	\$ 44,447	\$ 142,005	
United States Coast Guard	\$ 5,057	\$ 210,616	\$ 39,272	\$ 21,959	\$ 19,743	\$ 8,872	
Emergency Preparedness and Response	\$ 20,313	\$ 11,562	\$ 14,481	\$ 8,097	\$ 1,275	\$ 3,272	
Science and Technology	\$ 1,645	\$ 1,454	\$ 2,385	\$ 1,333	\$ 3,889	\$ 539	
Information Analysis and Infrastructure Protection	\$ 16	\$ 3,649	\$ 739	\$ 413	\$ 71	\$ 167	
TOTAL DEPARTMENT OF HOMELAND SECURITY	\$ 452,680	\$ 804,795	\$ 1,017,654	\$ 450,000	\$ 83,333	\$ 181,818	
E-GOV FUNDING REQUEST	\$ 452,680	\$ 804,795	\$ 1,017,654	\$ 450,000	\$ 83,333	\$ 181,818	
							FY 2006 Total
							\$ 43,721,778
							\$ 37,721,778

Notes

[1] Agency contributing additional funds (beyond requested amount)

ATTACHMENT H
DEPARTMENT OF HOUSING AND URBAN DEVELOPMENT
FY 2006 E-Government Distribution

Department / Bureau	FY 2006			
	GovBenefits.gov	E-Rulemaking	Business Gateway	Geospatial One-Stop
Public and Indian Housing Programs				
Community Planning and Development				
Housing Programs				
Government National Mortgage Association				
Policy Development and Research				
Fair Housing and Equal Opportunity				
Office of Lead Hazard Control and Healthy Homes				
Management and Administration	\$ 322,583	\$ 825,000	\$ 515,760	\$ 100,000
TOTAL DEPARTMENT OF HOUSING AND URBAN DEVELOPMENT	\$ 322,583	\$ 825,000	\$ 515,760	\$ 100,000
E-GOV FUNDING REQUEST	\$ 322,583	\$ 825,000	\$ 515,760	\$ 100,000

Department / Bureau	FY 2006						FY 2006 Total
	Grants.gov	E-Travel	Integrated Acquisition Environment	E-Authentication	Financial Management LoB	Grants Management LoB	
Public and Indian Housing Programs							
Community Planning and Development							
Housing Programs							
Government National Mortgage Association							
Policy Development and Research							
Fair Housing and Equal Opportunity							
Office of Lead Hazard Control and Healthy Homes							
Management and Administration	\$ 754,467	\$ 394,858	\$ 54,429	\$ 450,000	\$ 83,333	\$ 86,700	
TOTAL DEPARTMENT OF HOUSING AND URBAN DEVELOPMENT	\$ 754,467	\$ 394,858	\$ 54,429	\$ 450,000	\$ 83,333	\$ 86,700	\$ 3,587,130
E-GOV FUNDING REQUEST	\$ 754,467	\$ 394,858	\$ 54,429	\$ 450,000	\$ 83,333	\$ 86,700	\$ 3,587,130

Notes

All HUD funding comes from Department-wide account ("Working Capital Fund for Government Wide Activities")

ATTACHMENT H
DEPARTMENT OF INTERIOR
FY 2006 E-Government Distribution

Department / Bureau or Account	FY 2006					
	Recreation One-Stop[1]	E-Rulemaking	Business Gateway	Geospatial One-Stop	Grants.gov	E-Travel[2]
Bureau of Land Management						
Minerals Management Service						
Office of Surface Mining Reclamation and Enforcement						
Bureau of Reclamation						
Central Utah Project						
United States Geological Survey				\$ 210,000		
Bureau of Mines						
United States Fish and Wildlife Service						
National Park Service	\$ 50,000					
Bureau of Indian Affairs						
Departmental Management (Working Capital Fund 14X4523)	\$ 200,000	\$ 825,000	\$ 322,000	\$ 300,000	\$ 453,000	
Insular Affairs						
Office of the Solicitor						
Office of Inspector General						
Natural Resources Damage Assessment and Restoration						
Office of Special Trustee for American Indians						
National Indian Gaming Commission						
TOTAL DEPARTMENT OF THE INTERIOR	\$ 250,000	\$ 825,000	\$ 322,000	\$ 510,000	\$ 453,000	\$ -
E-GOV FUNDING REQUEST	\$ 200,000	\$ 825,000	\$ 322,350	\$ 510,000	\$ 452,680	\$ 1,135,551

Department / Bureau	FY 2006					FY 2006 Total
	Integrated Acquisition Environment	E-Authentication	Financial Management LoB	Human Resources Management LoB	Grants Management LoB	
Bureau of Land Management						
Minerals Management Service						
Office of Surface Mining Reclamation and Enforcement						
Bureau of Reclamation						
Central Utah Project						
United States Geological Survey						
Bureau of Mines						
United States Fish and Wildlife Service						
National Park Service						
Bureau of Indian Affairs						
Departmental Management (Working Capital Fund 14X4523)	\$ 396,566	\$ 450,000	\$ 83,333	\$ 90,909	\$ 14,450	
Insular Affairs						
Office of the Solicitor						
Office of Inspector General						
Natural Resources Damage Assessment and Restoration						
Office of Special Trustee for American Indians						
National Indian Gaming Commission						
TOTAL DEPARTMENT OF THE INTERIOR	\$ 396,566	\$ 450,000	\$ 83,333	\$ 90,909	\$ 14,450	\$ 3,395,258
E-GOV FUNDING REQUEST	\$ 396,566	\$ 450,000	\$ 83,333	\$ 90,909	\$ 14,450	\$ 4,480,839

Notes

[1] Initiative reduced resource requirements - Dol is the managing partner

[2] No transfer of funds required for E-Travel; agency to spend funds on migration activities

ATTACHMENT H
DEPARTMENT OF JUSTICE
FY 2006 E-Government Distribution

FY 2006					
Department / Bureau	E-Rulemaking	Business Gateway	Geospatial One-Stop	Grants.gov	E-Travel[1]
General Administration	\$ 6,659	\$ 2,602	\$ 807	\$ 3,654	\$ 8,180
Executive Office of Immigration Review	\$ 9,323	\$ 3,643	\$ 1,130	\$ 5,115	\$ 11,451
Antitrust Division	\$ 6,147	\$ 2,402	\$ 745	\$ 3,373	\$ 7,550
Criminal Division	\$ 6,147	\$ 2,402	\$ 745	\$ 3,373	\$ 7,550
Civil Division	\$ 8,401	\$ 3,282	\$ 1,018	\$ 4,609	\$ 10,319
Civil Rights Division	\$ 5,122	\$ 2,001	\$ 621	\$ 2,811	\$ 6,292
US Attorneys	\$ 72,634	\$ 28,380	\$ 8,804	\$ 39,855	\$ 89,220
US Marshals	\$ 32,475	\$ 12,689	\$ 3,936	\$ 17,819	\$ 39,891
US Trustees	\$ 8,298	\$ 3,242	\$ 1,006	\$ 4,553	\$ 10,193
Federal Bureau of Investigation	\$ 218,723	\$ 85,461	\$ 26,512	\$ 120,014	\$ 268,667
Drug Enforcement Administration	\$ 67,307	\$ 26,299	\$ 8,158	\$ 36,932	\$ 82,676
Bureau of Alcohol, Tobacco, Firearms, and Explosives	\$ 37,188	\$ 14,530	\$ 4,508	\$ 20,405	\$ 45,680
Federal Bureau of Prisons	\$ 246,998	\$ 96,509	\$ 29,941	\$ 135,529	\$ 303,399
Office of Justice Programs	\$ 46,716	\$ 18,253	\$ 5,662	\$ 25,633	\$ 57,383
Organized Crime Drug Enforcement TF	\$ 28,992	\$ 11,328	\$ 3,514	\$ 15,908	\$ 35,613
Miscellaneous	\$ 23,870	\$ 9,327	\$ 2,893	\$ 13,097	\$ 29,320
TOTAL DEPARTMENT OF JUSTICE	\$ 825,000	\$ 322,350	\$ 100,000	\$ 452,680	\$ 1,013,384
E-GOV FUNDING REQUEST	\$ 825,000	\$ 322,350	\$ 100,000	\$ 452,680	\$ 100,756

FY 2006						
Department / Bureau	Integrated Acquisition Environment	E-Authentication	Financial Management LoB	Human Resources Management LoB	Grants Management LoB	Case Management LoB
General Administration	\$ 3,516	\$ 3,632	\$ 673	\$ 1,468	\$ 467	\$ 12,107
Executive Office of Immigration Review	\$ 4,894	\$ 5,085	\$ 942	\$ 2,055	\$ 653	\$ 16,950
Antitrust Division	\$ 3,227	\$ 3,353	\$ 621	\$ 1,355	\$ 431	\$ 11,176
Criminal Division	\$ 3,227	\$ 3,353	\$ 621	\$ 1,355	\$ 431	\$ 11,176
Civil Division	\$ 4,410	\$ 4,582	\$ 849	\$ 1,851	\$ 589	\$ 15,274
Civil Rights Division	\$ 2,689	\$ 2,794	\$ 517	\$ 1,129	\$ 359	\$ 9,313
US Attorneys	\$ 38,131	\$ 39,619	\$ 7,337	\$ 16,008	\$ 5,089	\$ 132,063
US Marshals	\$ 17,049	\$ 17,714	\$ 3,280	\$ 7,157	\$ 2,275	\$ 59,046
US Trustees	\$ 4,356	\$ 4,526	\$ 838	\$ 1,829	\$ 580	\$ 15,088
Federal Bureau of Investigation	\$ 114,823	\$ 119,303	\$ 22,093	\$ 48,201	\$ 15,324	\$ 397,678
Drug Enforcement Administration	\$ 35,334	\$ 36,713	\$ 6,799	\$ 14,834	\$ 4,716	\$ 122,377
Bureau of Alcohol, Tobacco, Firearms, and Explosives	\$ 19,523	\$ 20,284	\$ 3,756	\$ 8,196	\$ 2,605	\$ 67,615
Federal Bureau of Prisons	\$ 129,667	\$ 134,726	\$ 24,949	\$ 54,435	\$ 17,305	\$ 449,087
Office of Justice Programs	\$ 24,524	\$ 25,481	\$ 4,719	\$ 10,295	\$ 3,273	\$ 84,937
Organized Crime Drug Enforcement TF	\$ 15,200	\$ 15,815	\$ 2,928	\$ 6,389	\$ 2,031	\$ 52,713
Miscellaneous	\$ 12,531	\$ 13,020	\$ 2,411	\$ 5,261	\$ 1,672	\$ 43,400
TOTAL DEPARTMENT OF JUSTICE	\$ 433,101	\$ 450,000	\$ 83,333	\$ 181,818	\$ 57,800	\$ 1,500,000
E-GOV FUNDING REQUEST	\$ 433,101	\$ 450,000	\$ 83,333	\$ 181,818	\$ 57,800	\$ 1,500,000
						FY 2006 Total
						\$ 5,419,466
						\$ 4,506,838

Notes

[1] Agency contributing additional funds (beyond requested amount)

ATTACHMENT H
DEPARTMENT OF LABOR
FY 2006 E-Government Distribution

FY 2006					
Department / Bureau	GovBenefits.gov	E-Rulemaking	Business Gateway	Geospatial One-Stop	Grants.gov[1]
Employment and Training Administration					
Employee Benefits Security Administration					
Pension Benefit Guaranty Corporation					
Employment Standards Administration					
Occupational Safety and Health Administration					
Mine Safety and Health Administration					
Bureau of Labor Statistics					
Departmental Management	\$ 2,000,000	\$ 825,000	\$ 825,000	\$ 100,000	\$ 559,000
TOTAL DEPARTMENT OF LABOR	\$ 2,000,000	\$ 825,000	\$ 825,000	\$ 100,000	\$ 559,000
E-GOV FUNDING REQUEST	\$ 2,000,000	\$ 825,000	\$ 825,216	\$ 100,000	\$ 754,467

FY 2006							
Department / Bureau	E-Travel[2]	Integrated Acquisition Environment	E-Authentication	Financial Management LoB	Human Resources Management LoB	Grants Management LoB	
Employment and Training Administration							
Employee Benefits Security Administration							
Pension Benefit Guaranty Corporation							
Employment Standards Administration							
Occupational Safety and Health Administration							
Mine Safety and Health Administration							
Bureau of Labor Statistics							
Departmental Management	\$ -	\$ 166,000	\$ 450,000	\$ 83,000	\$ 45,000	\$ 58,000	
TOTAL DEPARTMENT OF LABOR	\$ -	\$ 166,000	\$ 450,000	\$ 83,000	\$ 45,000	\$ 58,000	
E-GOV FUNDING REQUEST	\$ 167,252	\$ 166,411	\$ 450,000	\$ 83,333	\$ 45,455	\$ 57,800	
							FY 2006 Total
							\$ 5,111,000
							\$ 5,474,934

Notes

- [1] DOL petitioning initiative Managing Partner (HHS) for reduced funding requirement
[2] No transfer of funds required for E-Travel; agency to spend funds on migration activities

ATTACHMENT H
DEPARTMENT OF STATE
FY 2006 E-Government Distribution

FY 2006					
Department / Bureau	GovBenefits.gov	E-Rulemaking	Business Gateway	Geospatial One-Stop	Grants.gov
Department of State, Capital Investment Fund Account (19X0120)	\$ 241,938	\$ 365,000	\$ 171,920	\$ 30,000	\$ 226,340
TOTAL DEPARTMENT OF STATE	\$ 241,938	\$ 365,000	\$ 171,920	\$ 30,000	\$ 226,340
E-GOV FUNDING REQUEST	\$ 241,938	\$ 365,000	\$ 171,920	\$ 30,000	\$ 226,340

FY 2006							
Department / Bureau	Integrated Acquisition Environment	E-Travel	E-Authentication	Financial Management LoB	Human Resources Management LoB	Grants Management LoB	
Department of State, Capital Investment Fund Account (19X0120)	\$ 342,634	\$ 31,771	\$ 450,000	\$ 83,333	\$ 45,455	\$ 14,450	FY 2006 Total
TOTAL DEPARTMENT OF STATE	\$ 342,634	\$ 31,771	\$ 450,000	\$ 83,333	\$ 45,455	\$ 14,450	\$ 2,002,841
E-GOV FUNDING REQUEST	\$ 342,634	\$ 31,771	\$ 450,000	\$ 83,333	\$ 45,455	\$ 14,450	\$ 2,002,841

ATTACHMENT H
DEPARTMENT OF TRANSPORTATION
FY 2006 E-Government Distribution

Department / Bureau	FY 2006				
	E-Rulemaking[1]	Business Gateway[1]	Geospatial One-Stop[2]	Grants.gov	E-Payroll
Office of the Secretary	\$ 482,885	\$ 263,978		\$ 723	\$ 12,987
Federal Aviation Administration	\$ 443,900	\$ 439,963		\$ 52,155	\$ 709,367
Federal Highway Administration	\$ 16,905	\$ 123,190		\$ 660,432	\$ 44,824
Federal Motor Carrier Safety Administration	\$ 39,445	\$ 52,796			\$ 15,649
National Highway Traffic Safety Administration		\$ 123,190		\$ 7,653	\$ 9,418
Federal Railroad Administration	\$ 19,550	\$ 228,781		\$ 482	\$ 12,066
Federal Transit Administration	\$ 2,185	\$ 17,599		\$ 29,195	\$ 7,988
Saint Lawrence Seaway Development Corporation					
Pipeline and Hazardous Materials Safety Administration	\$ 54,050	\$ 211,182		\$ 3,773	\$ 5,283
Research and Innovative Technology Administration		\$ 70,394			\$ 12,321
Office of Inspector General					\$ 7,067
Surface Transportation Board					
Maritime Administration	\$ 21,735	\$ 228,781		\$ 54	\$ 13,029
TOTAL DEPARTMENT OF TRANSPORTATION	\$ 1,080,655	\$ 1,759,854	\$ 150,000	\$ 754,467	\$ 850,000
E-GOV FUNDING REQUEST	\$ 825,000	\$ 825,216	\$ 150,000	\$ 754,467	\$ 850,000

Department / Bureau	FY 2006					FY 2006 Total
	Integrated Acquisition Environment	E-Authentication	Financial Management LoB	Human Resources Management LoB	Grants Management LoB	
Office of the Secretary	\$ 15,307	\$ 4,500	\$ 2,392	\$ 909	\$ 260	
Federal Aviation Administration	\$ 6,560	\$ 378,900	\$ 50,375	\$ 76,545	\$ 19,941	
Federal Highway Administration	\$ 21,868	\$ 22,500	\$ 19,625	\$ 4,545	\$ 49,133	
Federal Motor Carrier Safety Administration	\$ 1,531	\$ 9,000	\$ 3,417	\$ 1,818	\$ 520	
National Highway Traffic Safety Administration	\$ 6,560	\$ 4,500	\$ 833	\$ 909	\$ 694	
Federal Railroad Administration	\$ 2,187	\$ 4,500	\$ 1,183	\$ 909	\$ 1,734	
Federal Transit Administration	\$ 17,494	\$ 4,500	\$ 1,108	\$ 909	\$ 13,872	
Saint Lawrence Seaway Development Corporation		\$ 1,350		\$ 273	\$ 17	
Pipeline and Hazardous Materials Safety Administration	\$ 54,669	\$ 9,000	\$ 2,067	\$ 1,818	\$ 17	
Research and Innovative Technology Administration	\$ 656	\$ 900	\$ 292	\$ 182	\$ 52	
Office of Inspector General		\$ 4,500	\$ 367	\$ 909	\$ 87	
Surface Transportation Board	\$ 21,868	\$ 1,350	\$ 192	\$ 273	\$ 26	
Maritime Administration	\$ 69,977	\$ 4,500	\$ 1,483	\$ 909	\$ 347	
TOTAL DEPARTMENT OF TRANSPORTATION	\$ 218,677	\$ 450,000	\$ 83,334	\$ 90,908	\$ 86,700	\$ 5,524,595
E-GOV FUNDING REQUEST	\$ 255,065	\$ 450,000	\$ 83,333	\$ 90,909	\$ 86,700	\$ 4,370,690

Notes

[1] Agency contributing additional funds (beyond requested amount)

[2] Agency in process of determining allocations for Geospatial One-Stop

ATTACHMENT H
DEPARTMENT OF TREASURY
FY 2006 E-Government Distribution

FY 2006					
Department / Bureau	IRS Free File	E-Rulemaking	Business Gateway	Geospatial One-Stop	Grants.gov
Departmental Offices		\$ 278,093	\$ 1,547,280	\$ 100,000	\$ 226,340
Financial Crimes Enforcement Network		\$ 16,326			
Interagency Law Enforcement					
Financial Management Service		\$ 5,442			
Federal Financing Bank					
Alcohol and Tobacco Tax and Trade Bureau		\$ 100,674			
Bureau of Engraving and Printing					
United States Mint					
Bureau of the Public Debt		\$ 19,047			
Internal Revenue Service	\$ 70,000	\$ 340,116			
Office of Housing Finance Oversight					
Comptroller of the Currency		\$ 29,930			
Office of Thrift Supervision		\$ 35,372			
Interest on the Public Debt					
Community Development Financial Insti. Funds					
DC Pensions					
Executive Office for Asset Forfeiture					
Office of Inspector General					
Treasury Franchise Fund					
Inspector General for Tax Administration					
TOTAL DEPARTMENT OF THE TREASURY	\$ 70,000	\$ 825,000	\$ 1,547,280	\$ 100,000	\$ 226,340
E-GOV FUNDING REQUEST	\$ 70,000	\$ 825,000	\$ 1,547,280	\$ 100,000	\$ 226,340

FY 2006**						
Department / Bureau	Integrated Acquisition Environment	E-Travel[1]	E-Authentication	Financial Management LoB	Human Resources Management LoB	Grants Management LoB
Departmental Offices	\$ 6,013		\$ 61,447		\$ 2,053	\$ 14,450
Financial Crimes Enforcement Network	\$ 997		\$ 1,145		\$ 424	
Interagency Law Enforcement						
Financial Management Service	\$ 3,177		\$ 7,420		\$ 3,305	
Federal Financing Bank	\$ 44		\$ 56			
Alcohol and Tobacco Tax and Trade Bureau	\$ 1,142		\$ 1,940		\$ 830	
Bureau of Engraving and Printing	\$ 5,536		\$ 8,329		\$ 3,666	
United States Mint	\$ 5,815		\$ 7,024		\$ 3,291	
Bureau of the Public Debt	\$ 2,409		\$ 4,532		\$ 2,924	
Internal Revenue Service	\$ 141,936		\$ 338,989		\$ 158,057	
Office of Housing Finance Oversight						
Comptroller of the Currency	\$ 7,202		\$ 9,759		\$ 4,291	
Office of Thrift Supervision	\$ 2,605		\$ 3,193		\$ 1,462	
Interest on the Public Debt						
Community Development Financial Insti. Funds	\$ 166		\$ 121			
DC Pensions	\$ 357		\$ 69			
Executive Office for Asset Forfeiture	\$ 27		\$ 59			
Office of Inspector General	\$ 227		\$ 420		\$ 164	
Treasury Franchise Fund	\$ 8,927		\$ 2,474	\$ 83,333		
Inspector General for Tax Administration	\$ 1,776		\$ 3,023		\$ 1,351	
TOTAL DEPARTMENT OF THE TREASURY	\$ 188,356	\$ -	\$ 450,000	\$ 83,333	\$ 181,818	\$ 14,450
E-GOV FUNDING REQUEST	\$ 188,357	\$ 322,578	\$ 450,000	\$ 83,333	\$ 181,818	\$ 14,450
						FY 2006 Total
						\$ 3,686,577
						\$ 4,009,156

Notes

[1] No transfer of funds required for E-Travel; agency to spend funds on migration activities

ATTACHMENT H
DEPARTMENT OF VETERANS AFFAIRS
FY 2006 E-Government Distribution

FY 2006						
Department / Bureau	GovBenefits.gov	E-Rulemaking	Business Gateway	Geospatial One-Stop	Grants.gov	E-Travel
Medical Programs		\$ 109,000	\$ 291,081		\$ 150,968	
Benefits Programs	\$ 322,583	\$ 256,000	\$ 21,275		\$ 75,372	
Departmental Administration			\$ 9,994	\$ 30,000		\$ 184,166
TOTAL DEPARTMENT OF VETERANS AFFAIRS	\$ 322,583	\$ 365,000	\$ 322,350	\$ 30,000	\$ 226,340	\$ 184,166
E-GOV FUNDING REQUEST	\$ 322,583	\$ 365,000	\$ 322,350	\$ 30,000	\$ 226,340	\$ 184,166

FY 2006							
Department / Bureau	Integrated Acquisition Environment	E-Authentication	Financial Management LoB	Human Resources Management LoB	Grants Management LoB	Federal Health Architecture LoB	
Medical Programs	\$ 1,207,755					\$ 1,720,760	
Benefits Programs	\$ 88,079				\$ 14,450		
Departmental Administration	\$ 72,921	\$ 450,000	\$ 83,333	\$ 181,818			
TOTAL DEPARTMENT OF VETERANS AFFAIRS	\$ 1,368,755	\$ 450,000	\$ 83,333	\$ 181,818	\$ 14,450	\$ 1,720,760	\$ 5,269,555
E-GOV FUNDING REQUEST	\$ 1,368,755	\$ 450,000	\$ 83,333	\$ 181,818	\$ 14,450	\$ 1,720,760	\$ 5,269,555

ATTACHMENT H
GENERAL SERVICES ADMINISTRATION
FY 2006 E-Government Distribution

FY 2006					
Department / Bureau or Account	USA Services [1]	E-Rulemaking	Federal Asset Sales	Business Gateway	Geospatial One-Stop
FCIC Appropriated - Fund 105	\$ 7,564,000				
FCIC Reimbursable - Fund 105	\$ 1,658,720				
Operating Expense - Direct Fund 142	\$ 1,532,000				
General Supply Fund			\$ 1,800,000		
Governmentwide Policy Fund		\$ 175,000		\$ 64,470	\$ 100,000
Federal Buildings Fund			\$ 616,244		
TOTAL GENERAL SERVICES ADMINISTRATION	\$ 10,754,720	\$ 175,000	\$ 2,416,244	\$ 64,470	\$ 100,000
E-GOV FUNDING REQUEST	\$ 9,229,254	\$ 175,000	\$ 2,416,244	\$ 64,470	\$ 100,000

FY 2006						
Department / Bureau	E-Travel	Integrated Acquisition Environment	E-Authentication	Financial Management LoB	Human Resources Management LoB	
Working Capital Fund		\$ 2,830,707	\$ 631,149	\$ 83,333	\$ 45,455	
General Supply Fund - IFF Revenue	\$ 6,459,990					FY 2006 Total
TOTAL GENERAL SERVICES ADMINISTRATION	\$ 6,459,990	\$ 2,830,707	\$ 631,149	\$ 83,333	\$ 45,455	\$ 23,561,068
E-GOV FUNDING REQUEST	\$ 6,459,990	\$ 2,830,707	\$ 631,149	\$ 83,333	\$ 45,455	\$ 22,035,602

Notes

[1] Agency contributing funds beyond the requested amount.

ATTACHMENT H
OTHER AGENCIES
FY 2006 E-Government Distribution

Agencies without Bureau Breakouts
--

U.S. Army Corps of Engineers
Environmental Protection Agency
National Aeronautics and Space Administration
National Archives and Records Administration
National Science Foundation
Nuclear Regulatory Commission
Office of Personnel Management
Small Business Administration
Smithsonian Institution
Social Security Administration
U.S. Agency for International Development

Attachment I
FY02 through FY05 Agency Funding for E-Gov and LoB Initiatives

Agency	Initiative	FY02 Agency Contributions (Includes In-Kind)	FY03 Agency Contributions (Includes In-Kind)	FY04 Agency Contributions (Includes In-Kind)	FY05 Agency Contributions (Includes In-Kind)
Broadcasting Board of Governors	Integrated Acquisition Environment		\$6,868		
	BBG Total	\$0	\$6,868	\$0	\$0
Chief Information Officers Council	Grants Management LoB				\$16,625
	CIO Council Total	\$0	\$0	\$0	\$16,625
Corporation for National Community Service	Grants.gov				\$226,340
	Grants Management LoB				\$16,625
	CNCS Total	\$0	\$0	\$0	\$242,965
Department of Agriculture	Recreation One-Stop		\$50,000	\$50,000	\$200,000
	GovBenefits.gov	\$500,000	\$1,019,000	\$1,019,000	\$322,583
	E-Loans		\$397,000	\$397,000	\$400,000
	E-Rulemaking				\$885,000
	Business Gateway				\$725,146
	Geospatial One-Stop	\$135,000	\$135,000	\$135,000	\$135,000
	Disaster Management		\$1,480,000	\$681,250	\$681,250
	SAFECOM		\$1,431,000	\$1,520,000	\$1,550,000
	Grants.gov		\$675,000	\$445,500	\$754,467
	E-Training			\$1,250,000	
	E-Payroll		\$648,500	\$1,482,000	
	E-Travel			\$568,000	\$1,059,462
	Integrated Acquisition Environment		\$635,334	\$759,909	\$632,295
	E-Records Management				\$40,000
	E-Authentication		\$1,200,000	\$377,000	\$393,000
	Financial Management LoB				\$83,333
	Human Resources Management LoB				\$181,818
	Grants Management LoB				\$33,250
	USDA Total	\$635,000	\$7,670,834	\$8,684,659	\$8,076,604

Attachment I
FY02 through FY05 Agency Funding for E-Gov and LoB Initiatives

Agency	Initiative	FY02 Agency Contributions (Includes In-Kind)	FY03 Agency Contributions (Includes In-Kind)	FY04 Agency Contributions (Includes In-Kind)	FY05 Agency Contributions (Includes In-Kind)
Department of Commerce	Recreation One-Stop		\$25,000	\$25,000	\$25,000
	E-Rulemaking				\$355,000
	International Trade Process Streamlining		\$1,100,000	\$705,000	\$710,000
	Business Gateway				\$725,146
	Geospatial One-Stop	\$200,000	\$200,000	\$300,000	\$300,000
	Disaster Management		\$1,480,000	\$681,250	\$681,250
	Grants.gov		\$675,000	\$118,038	\$452,680
	E-Training			\$590,000	
	E-Payroll	\$5,000			
	E-Travel			\$142,000	\$221,309
	Integrated Acquisition Environment		\$205,196	\$245,229	\$221,208
	E-Records Management				\$40,000
	E-Authentication		\$500,000	\$234,969	\$393,000
	Financial Management LoB				\$83,333
	Human Resources Management LoB				\$90,909
	Grants Management LoB				\$33,250
	DoC Total	\$205,000	\$4,185,196	\$3,041,486	\$4,332,085
Department of Defense	E-Rulemaking		\$100,000	\$775,000	\$885,000
	Business Gateway				\$232,047
	Geospatial One-Stop	\$475,000	\$325,000	\$325,000	\$300,000
	Disaster Management		\$1,480,000	\$681,250	\$681,250
	SAFECOM		\$3,345,000	\$1,770,000	\$1,805,000
	Grants.gov	\$225,000	\$675,000	\$1,217,000	\$452,680
	E-Payroll	\$28,000	\$7,999,300	\$15,605,000	
	Integrated Acquisition Environment	\$7,798,772	\$15,697,264	\$14,652,000	\$15,717,299
	E-Records Management				\$350,000
	E-Authentication		\$2,500,000	\$377,000	\$393,000
	Financial Management LoB				\$83,333
	Human Resources Management LoB				\$181,818
	Grants Management LoB				\$33,250
	Federal Health Architecture LoB				\$1,654,577
	DoD Total	\$8,526,772	\$32,121,564	\$35,402,250	\$22,769,254

Attachment I
FY02 through FY05 Agency Funding for E-Gov and LoB Initiatives

Agency	Initiative	FY02 Agency Contributions (Includes In-Kind)	FY03 Agency Contributions (Includes In-Kind)	FY04 Agency Contributions (Includes In-Kind)	FY05 Agency Contributions (Includes In-Kind)
Department of Education	GovBenefits.gov	\$300,000	\$1,019,000	\$1,019,000	\$322,583
	E-Loans	\$150,000	\$397,000	\$397,000	\$400,000
	E-Rulemaking				\$180,000
	Business Gateway				\$58,011
	Grants.gov		\$2,047,500	\$855,000	\$754,467
	E-Training			\$211,253	
	E-Travel			\$20,000	\$40,024
	Integrated Acquisition Environment		\$79,846	\$95,000	\$75,981
	E-Authentication		\$2,500,000	\$377,000	\$393,000
	Financial Management LoB				\$83,333
	Human Resources Management LoB				\$45,455
	Grants Management LoB				\$99,750
		Education Total	\$450,000	\$6,043,346	\$2,974,253
Department of Energy	GovBenefits.gov	\$180,000	\$491,000	\$491,000	\$161,282
	E-Rulemaking		\$100,000	\$186,000	\$355,000
	Business Gateway				\$58,011
	SAFECOM		\$1,431,000	\$1,430,000	\$1,550,000
	Grants.gov	\$150,000		\$262,000	\$452,680
	E-Training			\$475,000	\$2,249,000
	E-Travel			\$20,000	\$258,980
	Integrated Acquisition Environment		\$4,792,480	\$95,000	\$3,133,476
	E-Records Management	\$401,000	\$100,000		\$10,000
	E-Authentication			\$377,000	\$393,000
	Financial Management LoB				\$83,333
	Human Resources Management LoB				\$45,455
	Grants Management LoB				\$16,625
	Case Management LoB				\$500,000
	DoE Total	\$731,000	\$6,914,480	\$3,336,000	\$9,266,842

Attachment I
FY02 through FY05 Agency Funding for E-Gov and LoB Initiatives

Agency	Initiative	FY02 Agency Contributions (Includes In-Kind)	FY03 Agency Contributions (Includes In-Kind)	FY04 Agency Contributions (Includes In-Kind)	FY05 Agency Contributions (Includes In-Kind)
Department of Health and Human Services	GovBenefits.gov	\$500,000	\$1,019,000	\$1,019,000	\$322,583
	E-Rulemaking		\$100,000	\$775,000	\$885,000
	Business Gateway				\$725,146
	Consolidated Health Informatics	\$50,000			
	Disaster Management		\$1,480,000	\$681,250	\$681,250
	SAFECOM		\$1,431,000	\$1,520,000	\$1,550,000
	Grants.gov	\$4,350,000		\$1,220,000	\$754,467
	E-Travel			\$319,000	\$553,274
	Integrated Acquisition Environment	\$490,880	\$1,136,338	\$1,107,850	\$1,502,650
	E-Records Management				\$40,000
	E-Authentication		\$500,000	\$377,000	\$393,000
	Financial Management LoB				\$83,333
	Human Resources Management LoB				\$90,909
	Grants Management LoB				\$99,750
	Federal Health Architecture LoB				\$2,206,102
	HHS Total	\$5,390,880	\$5,666,338	\$7,019,100	\$9,887,464
Department of Homeland Security	GovBenefits.gov	\$300,000	\$491,000	\$491,000	\$161,282
	E-Rulemaking			\$750,000	\$885,000
	Business Gateway				\$725,146
	Geospatial One-Stop	\$100,000	\$100,000	\$100,000	\$100,000
	Disaster Management		\$11,800,000	\$14,296,924	\$12,262,500
	SAFECOM		\$9,500,000	\$12,520,000	\$12,550,000
	Grants.gov		\$675,000	\$635,000	\$452,680
	E-Training				\$2,285,000
	E-Payroll	\$5,000			
	E-Travel				\$721,075
	Integrated Acquisition Environment		\$26,615	\$1,180,994	\$1,411,448
	E-Records Management				\$100,000
	E-Authentication				\$393,000
	Financial Management LoB				\$83,333
	Human Resources Management LoB				\$181,818
	Case Management LoB				\$500,000
		DHS Total	\$405,000	\$22,592,615	\$29,973,918

Attachment I
FY02 through FY05 Agency Funding for E-Gov and LoB Initiatives

Agency	Initiative	FY02 Agency Contributions (Includes In-Kind)	FY03 Agency Contributions (Includes In-Kind)	FY04 Agency Contributions (Includes In-Kind)	FY05 Agency Contributions (Includes In-Kind)
Department of Housing and Urban Development	GovBenefits.gov	\$500,000	\$1,019,000	\$1,019,000	\$322,583
	E-Loans		\$397,000	\$397,000	\$400,000
	E-Rulemaking		\$100,000	\$300,000	\$355,000
	Business Gateway				\$232,047
	Grants.gov	\$2,000,000	\$47,500	\$1,029,000	\$754,467
	E-Training			\$1,100,000	
	E-Travel			\$37,000	\$70,632
	Integrated Acquisition Environment		\$66,968	\$81,000	\$75,491
	E-Records Management				\$10,000
	E-Authentication		\$300,000	\$377,000	\$393,000
	Financial Management LoB				\$83,333
	Grants Management LoB				\$99,750
		HUD Total	\$2,500,000	\$1,930,468	\$4,340,000
Department of Justice	E-Rulemaking				\$355,000
	Business Gateway				\$232,047
	Disaster Management			\$1,480,000	
	SAFECOM			\$4,312,000	\$1,550,000
	Grants.gov	\$455,000	\$910,000	\$805,000	\$452,680
	E-Training			\$1,080,000	
	E-Payroll	\$5,000			
	E-Travel			\$554,000	\$871,114
	Integrated Acquisition Environment		\$734,068	\$556,492	\$600,695
	E-Records Management				\$40,000
	E-Authentication			\$377,000	\$393,000
	Financial Management LoB				\$83,333
	Human Resources Management LoB				\$181,818
	Grants Management LoB				\$66,500
	Case Management LoB				\$1,500,000
	DoJ Total	\$460,000	\$1,644,068	\$9,164,492	\$6,326,187

Attachment I
FY02 through FY05 Agency Funding for E-Gov and LoB Initiatives

Agency	Initiative	FY02 Agency Contributions (Includes In-Kind)	FY03 Agency Contributions (Includes In-Kind)	FY04 Agency Contributions (Includes In-Kind)	FY05 Agency Contributions (Includes In-Kind)
Department of Labor	GovBenefits.gov	\$600,000	\$2,000,000	\$4,000,000	\$3,000,000
	E-Rulemaking	\$50,000	\$135,000	\$775,000	\$885,000
	Business Gateway				\$725,146
	Grants.gov	\$455,000	\$910,000	\$630,000	\$754,467
	E-Training				\$650,000
	E-Travel			\$100,000	\$247,208
	Integrated Acquisition Environment		\$240,397	\$288,000	\$230,806
	E-Records Management				\$10,000
	E-Authentication		\$2,000,000	\$244,361	\$393,000
	Financial Management LoB				\$83,333
	Human Resources Management LoB				\$45,455
	Grants Management LoB				\$66,500
	Case Management LoB				\$500,000
	DoL Total	\$1,105,000	\$5,285,397	\$6,037,361	\$7,590,915
Department of State	GovBenefits.gov	\$180,000	\$755,000	\$755,000	\$241,938
	E-Rulemaking				\$180,000
	Business Gateway				\$58,011
	Grants.gov				\$226,340
	E-Travel			\$233,000	\$117,719
	Integrated Acquisition Environment		\$364,888	\$438,000	\$475,221
	E-Records Management				\$10,000
	E-Authentication		\$2,000,000		\$393,000
	Financial Management LoB				\$83,333
	Human Resources Management LoB				\$45,455
	Grants Management LoB				\$16,625
	State Total	\$180,000	\$3,119,888	\$1,426,000	\$1,847,642

Attachment I
FY02 through FY05 Agency Funding for E-Gov and LoB Initiatives

Agency	Initiative	FY02 Agency Contributions (Includes In-Kind)	FY03 Agency Contributions (Includes In-Kind)	FY04 Agency Contributions (Includes In-Kind)	FY05 Agency Contributions (Includes In-Kind)
Department of the Interior	Recreation One-Stop	\$200,000	\$200,000	\$200,000	\$250,000
	E-Rulemaking				\$885,000
	Business Gateway				\$232,047
	Geospatial One-Stop	\$1,500,000	\$245,000	\$1,925,000	\$500,000
	Disaster Management			\$1,844,250	
	SAFECOM			\$2,951,000	
	Grants.gov				\$452,680
	E-Training				\$1,270,000
	E-Payroll		\$3,840,000	\$16,639,400	
	E-Travel			\$142,000	\$647,449
	Integrated Acquisition Environment		\$371,756	\$446,000	\$550,022
	E-Records Management				\$40,000
	E-Authentication				\$393,000
	Financial Management LoB				\$83,333
	Human Resources Management LoB				\$90,909
Grants Management LoB				\$16,625	
	Dol Total	\$1,700,000	\$4,656,756	\$24,147,650	\$5,411,065
Department of the Treasury	IRS Free File		\$356,000	\$104,500	\$70,000
	E-Rulemaking		\$100,000	\$775,000	\$885,000
	Expanding Electronic Tax Products for Businesses	\$18,000,000	\$14,528,034	\$3,200,000	
	Business Gateway				\$1,450,291
	Grants.gov				\$226,340
	E-Training			\$2,630,000	\$2,200,000
	E-Payroll	\$31,000			
	E-Travel			\$700,000	\$988,832
	Integrated Acquisition Environment		\$557,205	\$443,280	\$261,244
	E-Records Management				\$100,000
	E-Authentication		\$3,200,000	\$377,000	\$393,000
	Financial Management LoB				\$83,333
	Human Resources Management LoB				\$181,818
Grants Management LoB				\$16,625	
	Treasury Total	\$18,031,000	\$18,741,239	\$8,229,780	\$6,856,483

Attachment I
FY02 through FY05 Agency Funding for E-Gov and LoB Initiatives

Agency	Initiative	FY02 Agency Contributions (Includes In-Kind)	FY03 Agency Contributions (Includes In-Kind)	FY04 Agency Contributions (Includes In-Kind)	FY05 Agency Contributions (Includes In-Kind)
Department of Transportation	Recreation One-Stop			\$25,000	\$25,000
	E-Rulemaking		\$5,100,000	\$775,000	\$1,115,792
	Business Gateway				\$725,146
	Geospatial One-Stop	\$690,000	\$200,000	\$200,000	\$200,000
	Disaster Management		\$1,015,576		
	Grants.gov	\$30,850	\$2,016,650	\$682,500	\$754,467
	E-Training	\$250,000		\$300,000	\$750,000
	E-Travel			\$546,000	\$447,328
	Integrated Acquisition Environment		\$418,119	\$171,514	\$353,765
	E-Records Management				\$40,000
	E-Authentication				\$393,000
	Financial Management LoB				\$83,333
	Human Resources Management LoB				\$90,909
	Grants Management LoB				\$99,750
		DoT Total	\$970,850	\$8,750,345	\$2,700,014
Department of Veterans Affairs	GovBenefits.gov	\$500,000	\$1,019,000	\$1,019,000	\$322,583
	E-Loans		\$397,000	\$397,000	\$400,000
	E-Rulemaking				\$355,000
	Business Gateway				\$232,047
	Grants.gov				\$226,340
	E-Training			\$450,000	
	E-Travel			\$342,000	\$553,274
	Integrated Acquisition Environment		\$1,510,206	\$1,812,000	\$1,898,414
	E-Records Management				\$100,000
	E-Authentication		\$1,700,000	\$244,361	\$393,000
	Financial Management LoB				\$83,333
	Human Resources Management LoB				\$181,818
	Grants Management LoB				\$16,625
	Federal Health Architecture LoB				\$1,654,577
	VA Total	\$500,000	\$4,626,206	\$4,264,361	\$6,417,011

Attachment I
FY02 through FY05 Agency Funding for E-Gov and LoB Initiatives

Agency	Initiative	FY02 Agency Contributions (Includes In-Kind)	FY03 Agency Contributions (Includes In-Kind)	FY04 Agency Contributions (Includes In-Kind)	FY05 Agency Contributions (Includes In-Kind)
Environmental Protection Agency	E-Rulemaking	\$120,000	\$100,000	\$775,000	\$885,000
	Business Gateway				\$725,146
	Geospatial One-Stop	\$160,000	\$160,000	\$160,000	\$160,000
	Disaster Management		\$1,480,000	\$681,250	\$681,250
	Grants.gov				\$452,680
	E-Training			\$80,000	
	E-Travel			\$97,000	\$188,348
	Integrated Acquisition Environment		\$190,600	\$228,000	\$185,555
	E-Records Management				\$212,000
	E-Authentication		\$2,300,000	\$377,000	\$393,000
	Financial Management LoB				\$83,333
	Human Resources Management LoB				\$45,455
	Grants Management LoB				\$16,625
		EPA Total	\$280,000	\$4,230,600	\$2,398,250
Equal Employment Opportunity Commission	Integrated Acquisition Environment		\$4,293		
		EEOC Total	\$0	\$4,293	\$0
Federal Energy Regulatory Commission	E-Payroll	\$98,000			
		FERC Total	\$98,000	\$0	\$0
General Services Administration	USA Services		\$5,729,000	\$8,113,150	\$9,323,020
	E-Rulemaking				\$180,000
	Federal Asset Sales	\$1,321,980	\$4,402,000	\$5,600,000	\$7,400,000
	Business Gateway		\$300,000		\$58,011
	Grants.gov			\$537,778	
	E-Training	\$227,000			\$150,000
	E-Payroll		\$1,094,000	\$1,566,000	
	E-Travel	\$2,400,000	\$13,500,000	\$10,400,000	\$9,900,000
	Integrated Acquisition Environment	\$24,452,355	\$36,993,772	\$14,719,944	\$5,708,786
	E-Records Management				\$10,000
	E-Authentication	\$1,650,000	\$2,800,000	\$600,000	\$549,000
	Financial Management LoB				\$83,333
	Human Resources Management LoB				\$45,455
		GSA Total	\$30,051,335	\$64,818,772	\$41,536,872
Institute of Museum and Library Services	Grants.gov				\$226,340
	Grants Management LoB				\$16,625
		IMLS Total	\$0	\$0	\$0

Attachment I
FY02 through FY05 Agency Funding for E-Gov and LoB Initiatives

Agency	Initiative	FY02 Agency Contributions (Includes In-Kind)	FY03 Agency Contributions (Includes In-Kind)	FY04 Agency Contributions (Includes In-Kind)	FY05 Agency Contributions (Includes In-Kind)
National Aeronautics and Space Administration	E-Rulemaking				\$180,000
	Business Gateway				\$11,602
	Geospatial One-Stop		\$200,000	\$200,000	\$200,000
	Grants.gov				\$452,680
	E-Training			\$70,000	\$1,000,000
	E-Payroll	\$5,000			
	E-Travel			\$91,000	\$155,388
	Integrated Acquisition Environment		\$2,729,361	\$2,183,104	\$1,753,172
	E-Records Management				\$10,000
	E-Authentication		\$500,000	\$244,361	\$393,000
	Financial Management LoB				\$83,333
	Human Resources Management LoB				\$45,455
	NASA Total	\$5,000	\$3,429,361	\$2,788,465	\$4,284,630
National Archives and Records Administration	E-Rulemaking	\$360,000	\$100,000	\$100,000	
	Grants.gov				\$226,340
	Integrated Acquisition Environment		\$4,293		
	E-Records Management	\$312,000	\$905,000	\$620,000	
	NARA Total	\$672,000	\$1,009,293	\$720,000	\$226,340
National Endowment for the Arts	Grants.gov				\$226,340
		NEA Total	\$0	\$0	\$226,340
National Endowment for the Humanities	Grants.gov				\$226,340
	Grants Management LoB				\$16,625
		NEH Total	\$0	\$0	\$242,965
National Science Foundation	E-Rulemaking				\$100,000
	Business Gateway				\$11,602
	Grants.gov	\$1,820,000			\$452,680
	E-Payroll	\$3,000			
	E-Travel			\$19,000	\$16,480
	Integrated Acquisition Environment		\$15,454	\$18,000	\$11,531
	E-Authentication				\$12,000
	Financial Management LoB				\$83,333
	Human Resources Management LoB				\$45,455
Grants Management LoB				\$66,500	
	NSF Total	\$1,823,000	\$15,454	\$37,000	\$799,581
Nuclear Regulatory Commission	E-Rulemaking		\$100,000		
	Integrated Acquisition Environment		\$6,868		\$6,546
	Financial Management LoB				\$83,333
	NRC Total	\$0	\$106,868	\$0	\$89,879

Attachment I
FY02 through FY05 Agency Funding for E-Gov and LoB Initiatives

Agency	Initiative	FY02 Agency Contributions (Includes In-Kind)	FY03 Agency Contributions (Includes In-Kind)	FY04 Agency Contributions (Includes In-Kind)	FY05 Agency Contributions (Includes In-Kind)
Office of Management and Budget	Recreation One-Stop	\$150,000	\$1,000,000	\$200,000	
	GovBenefits.gov	\$800,000			
	USA Services	\$100,000			
	E-Rulemaking	\$200,000			
	Business Gateway		\$1,600,000		
	Disaster Management	\$200,000			
	E-Training	\$200,000	\$200,000		
	E-Payroll	\$3,000	\$510,000		
	Integrated Acquisition Environment		\$2,576		
	E-Authentication	\$2,000,000			
	Grants Management LoB				\$16,625
	OMB Total	\$3,653,000	\$3,312,576	\$200,000	\$16,625
Office of Personnel Management	E-Rulemaking				\$180,000
	Business Gateway				\$232,047
	E-Training	\$2,256,721	\$2,500,000	\$2,500,000	\$685,000
	Recruitment One-Stop	\$1,200,000	\$9,200,000	\$3,000,000	\$3,000,000
	EHRI	\$3,200,000	\$24,000,000	\$2,000,000	\$2,000,000
	E-Clearance	\$5,200,000	\$6,960,000	\$8,690,000	\$8,092,000
	E-Payroll	\$727,000	\$2,483,999	\$2,500,000	\$6,600,000
	E-Travel			\$19,000	\$25,899
	Integrated Acquisition Environment		\$24,040	\$29,000	\$24,003
	E-Authentication				\$393,000
	Financial Management LoB				\$83,333
Human Resources Management LoB				\$800,000	
	OPM Total	\$12,583,721	\$45,168,039	\$18,738,000	\$22,115,282
Peace Corps	Integrated Acquisition Environment		\$2,576		
	Peace Total	\$0	\$2,576	\$0	\$0
Procurement Executives Council	Integrated Acquisition Environment	\$3,920,000	\$4,250,000	\$1,900,000	
	PEC Total	\$3,920,000	\$4,250,000	\$1,900,000	\$0
Securities and Exchange Commission	Integrated Acquisition Environment		\$2,576		
	SEC Total	\$0	\$2,576	\$0	\$0

Attachment I
FY02 through FY05 Agency Funding for E-Gov and LoB Initiatives

Agency	Initiative	FY02 Agency Contributions (Includes In-Kind)	FY03 Agency Contributions (Includes In-Kind)	FY04 Agency Contributions (Includes In-Kind)	FY05 Agency Contributions (Includes In-Kind)
Small Business Administration	E-Loans		\$397,000	\$397,000	\$400,000
	E-Rulemaking				\$180,000
	Business Gateway		\$250,000		\$58,011
	Grants.gov				\$226,340
	E-Training			\$210,000	
	E-Travel			\$36,000	\$21,188
	Integrated Acquisition Environment		\$6,010	\$7,000	\$4,001
	E-Authentication				\$393,000
	Financial Management LoB				\$83,333
	SBA Total	\$0	\$653,010	\$650,000	\$1,365,873
Smithsonian	Recreation One-Stop		\$25,000	\$25,000	\$25,000
	Smithsonian Total	\$0	\$25,000	\$25,000	\$25,000
Social Security Administration	GovBenefits.gov	\$500,000	\$1,019,000	\$1,019,000	\$322,583
	E-Rulemaking				\$355,000
	Business Gateway				\$725,146
	E-Vital	\$4,336,000	\$7,675,000	\$4,373,415	\$5,683,820
	Grants.gov				\$226,340
	E-Payroll	\$45,000			
	E-Travel			\$101,660	\$308,060
	Integrated Acquisition Environment		\$95,300	\$57,217	\$45,873
	E-Records Management				\$40,000
	E-Authentication		\$3,000,000	\$377,000	\$393,000
	Financial Management LoB				\$83,333
	Human Resources Management LoB				\$90,909
		SSA Total	\$4,881,000	\$11,789,300	\$5,928,292
U.S. Agency for International Development	Grants.gov			\$1,132,000	\$452,680
	E-Training			\$500,000	
	E-Travel			\$103,000	\$9,418
	Integrated Acquisition Environment		\$65,251	\$78,000	\$120,518
	E-Authentication				\$393,000
	Financial Management LoB				\$83,333
	Human Resources Management LoB				\$45,455
	Grants Management LoB				\$16,625
	USAID Total	\$0	\$65,251	\$1,813,000	\$1,121,029
U.S. Army Corps of Engineers	Recreation One-Stop	\$25,000	\$50,000	\$50,000	\$350,000
	Geospatial One-Stop		\$100,000	\$100,000	
	USACE Total	\$25,000	\$150,000	\$150,000	\$350,000
	Grand Total	\$99,782,558	\$272,988,577	\$227,626,203	\$208,997,391

Attachment J
E-Gov Initiatives and Lines of Business Funding Development Status Risk Management Plan
As Requested by Division D, Section 737 of the Consolidated Appropriations Act of 2008

Initiative	Development Status*	Risk Management Plan?
GovBenefits.gov	Operations & Maintenance	Yes
IRS Free File	Operations & Maintenance	(The Free File project risk is monitored as part of the IRS Filing Season Readiness process)
Recreation One-Stop	Operations & Maintenance	Yes
USA Services	Operations & Maintenance	Yes
Disaster Assistance Improvement Plan	Mixed Life Cycle	(New Initiative - Under Development)
Business Gateway	Mixed Life Cycle	Yes
Consolidated Health Informatics	Complete (project is absorbed into FHA LoB)	(not applicable)
E-Rulemaking	Mixed Life Cycle	Yes
Expanding Electronic Tax Products For Businesses	Complete (project is absorbed into larger agency program)	(Expanding Electronic Tax Products For Businesses project risk is monitored as part of the IRS Filing Season Readiness process)
Federal Asset Sales	Operations & Maintenance	Yes
International Trade Process Streamlining	Operations & Maintenance	Yes
Disaster Management	Operations & Maintenance	Yes
E-Vital	Mixed Life Cycle	Yes
Geospatial One-Stop	Operations & Maintenance	Yes
Grants.gov	Mixed Life Cycle	Yes
SAFECOM	**	**
E-Clearance	Operations & Maintenance	Yes
EHRI	Mixed Life Cycle	Yes
E-Payroll	Mixed Life Cycle	Yes
E-Records Management	Mixed Life Cycle	Yes
E-Training	Planning	(included as part of HR LoB risk management plan)
E-Gov Travel	Operations & Maintenance	Yes
Integrated Acquisition Environment	Mixed Life Cycle	Yes
Recruitment One-Stop (USAJobs)	Operations & Maintenance	Yes
E-Authentication	Mixed Life Cycle	Yes
Budget Formulation and Execution LoB	Mixed Life Cycle	Yes
Case Management LoB	Operations & Maintenance	Yes NOTE: This is the LCMS Risk Management Plan
Federal Health Architecture LoB	Mixed Life Cycle	y
Financial Management LoB	Operations & Maintenance	Yes
Geospatial LoB	Mixed Life Cycle	Yes
Grants Management LoB	Mixed Life Cycle	Yes
Human Resources LoB	Mixed Life Cycle	Yes
Information Systems Security LoB	Mixed Life Cycle	Yes
IT Infrastructure LoB	Operations & Maintenance	Yes

Notes:

*As reported by agency managing partner

**Initiative has not yet reported

Attachment K E-Gov Initiative Risks

*as reported by Initiative Program Managers in
Risk Management Plans and/or OMB Exhibit 300 Submissions*

All initiatives are required by OMB Circular A-11 to have risk management plans; this status is indicated in Attachment J – "Initiative Development Status & Risk Plan - Per Initiatives". All initiatives are required to perform risk assessment at the initial concept, including the risk elements listed below and demonstrate active management of the risk throughout the life-cycle of the investment.

The following common areas of risk are found in OMB Circular A – 11 Supplement to Part 7—Capital Programming Guide:

- Technology—Lack of expertise, software and hardware maturity or immaturity, installation requirements, customization, O&M requirements, component delivery schedule/availability, uncertain and changing requirements, design errors and/or omissions, technical obsolescence.
- Project Schedule and Resources—Scope creep, requirement changes, insufficient or unavailable resources, overly optimistic task durations, and unnecessary activities within the schedule, critical deliverables or reviews not planned into the schedule.
- Business—Poorly written contracts, market or industry changes, new competitive products become available, creating a monopoly for future procurements.
- Organizational and Change Management—Business process reengineering acceptance by users and management, time and commitment managers will need to spend overseeing the change, lack of participation by business owners in the reengineering process, necessary change in manuals and handbooks, personnel management issues, labor unions, and ability of the organization to change.
- Strategic—Project does not tie to the Department's mission or strategic goals, project is not part of the Department's IT Capital Planning and Investment Control (CPIC) process.
- Security—Project does not conform to the requirements of OMB Circular A-130 Management of Federal Information Resources (November 28, 2000).
- Privacy—Project does not conform to the requirements of OMB Circular A-130.
- Data—Data standards are not defined, data acquisition and/or conversion costs are unknown.
- Integration Risks
- Project Team Risks
- Requirements Risks
- Cost Risks
- Project Management Risks

For each initiative we have included the categories or areas of risk identified as important to each of the E-Gov Initiatives. For details of these risks and mitigations please contact the initiative directly. Initiative contact information can be located on www.egov.gov.

GovBenefits.gov

Categories or Areas of Risk:

- Schedule
- Initial Cost
- Life Cycle Costs
- Technical Obsolescence
- Feasibility
- Reliability of Systems

Attachment K E-Gov Initiative Risks

*as reported by Initiative Program Managers in
Risk Management Plans and/or OMB Exhibit 300 Submissions*

- Dependencies and Interoperability Between this System and Others
- Surety (Asset Protection) Considerations
- Risk of Creating a Monopoly for Future Procurements
- Capability of Agency to Manage the Investment
- Overall Risk of Investment Failure
- Organizational and Change Management
- Business
- Data/Information
- Technology
- Strategic
- Security
- Privacy
- Investment Resources
- Acquisition and Procurement Risk
- Contract Management Risk
- Legal or Regulatory Environment
- Changing Priorities
- Force of Nature

IRS Free File – (Not Applicable – The Free File project risk is monitored as part of the IRS Filing Season Readiness process)

Recreation One-Stop

Categories or Areas of Risk:

- Schedule
- Initial Costs
- Life-Cycle Costs
- Technical Obsolescence
- Feasibility
- Reliability of Systems
- Dependencies and Interoperability Between This and Other Investments
- Surety (Asset Protection) Considerations
- Risk of Creating a Monopoly For Future Procurements
- Capability of Agency to Manage the Investment
- Overall Risk of Investment Failure
- Organizational and Change Management
- Business
- Data/Info
- Technology
- Strategic
- Security

Attachment K E-Gov Initiative Risks

*as reported by Initiative Program Managers in
Risk Management Plans and/or OMB Exhibit 300 Submissions*

- Privacy
- Project Resources

USA Services

Top Risks:

- Agencies and other key stakeholders do not understand benefits of working with USA Services infrastructure.
- Different levels of privacy requirements and needs, and agencies capabilities to handle citizen inquiries
- Legal, institutional, personnel and cultural barriers within federal government may prevent successful implementation throughout agencies
- Unable to continue to obtain funding for additional development and operation
- Ability to gather, agree and prioritize cross-agency requirements.
- Degree of technology integration required across participating agencies is more difficult than predicted
- No common technology solution can meet the widely varying business needs of the multiple agencies
- Changes in federal/legislative mandates may require change in business objectives, processes, and functional requirements
- Senior executive sponsorship does not understand the value of USA Services.

Disaster Assistance Improvement Plan – (Not Applicable – Initiative is new and Risk Management Plan including the identified risks is still being developed)

Business Gateway

Categories or Areas of Risk:

- Funding/Cost
- Schedule
- Organizational
- Sponsorship
- Information Technology
- External

Consolidated Health Informatics – (Not Applicable – project is absorbed into Federal Health Architecture LoB)

E-Rulemaking

Categories or Areas of Risk:

- Development Team
- User Attributes
- Project Attributes
- Business Problem Attributes
- Project Size

Attachment K E-Gov Initiative Risks

*as reported by Initiative Program Managers in
Risk Management Plans and/or OMB Exhibit 300 Submissions*

Expanding Electronic Tax Products For Businesses – (Not Applicable – project is absorbed into larger agency program)

Federal Asset Sales

Categories or Areas of Risk:

- Schedule
- Life-Cycle Costs
- Technical Obsolescence
- Feasibility
- Surety (Asset Protection) Considerations
- Capability of Agency to Manage the Investment
- Overall Risk of Investment Failure
- Organizational and Change Management
- Data/Info
- Strategic
- Security
- Privacy

International Trade Process Streamlining

Categories or Areas of Risk:

- Schedule
- Initial Costs
- Life-Cycle Costs
- Technical Obsolescence
- Feasibility
- Reliability of Systems
- Dependencies and Interoperability Between This and Other Investments
- Surety (Asset Protection) Considerations
- Risk of Creating a Monopoly For Future Procurements
- Capability of Agency to Manage the Investment
- Overall Risk of Investment Failure
- Organizational and Change Management
- Business
- Data/Info
- Technology
- Strategic
- Security
- Privacy
- Project Resources

Attachment K E-Gov Initiative Risks

*as reported by Initiative Program Managers in
Risk Management Plans and/or OMB Exhibit 300 Submissions*

Disaster Management

Categories or Areas of Risk:

- Schedule
- Initial Costs
- Life-Cycle Costs
- Technical Obsolescence
- Feasibility
- Reliability of Systems
- Dependencies and Interoperability Between This
- Surety (Asset Protection) Considerations
- Risk of Creating a Monopoly For Future Procure
- Capability of Agency to Manage the Investment
- Overall Risk of Investment Failure
- Organizational and Change Management
- Business
- Data/Info
- Technology
- Strategic
- Security
- Privacy
- Project Resources

E-Vital

Categories or Areas of Risk:

- Schedule
- Initial Cost
- Life Cycle Cost
- Technical Obsolescence
- Feasibility
- System Reliability
- Dependencies
- Interoperability
- Asset Protection Consideration
- Monopoly creation for future procurements
- Agency Project Management Capability
- Project Team Skill Set
- Project Team Staff Turnover
- System Development Methodology and Implementation Strategy
- Overall Risk of Project Failure
- Requirements Stability

Attachment K E-Gov Initiative Risks

*as reported by Initiative Program Managers in
Risk Management Plans and/or OMB Exhibit 300 Submissions*

- Design Complexity
- Project scope/size
- Organizational impact
- Change Management
- Business Process
- Data/Information
- Technology
- Security – General
- Information Confidentiality
- Information Availability
- Information Reliability
- Privacy
- Project Resources

Geospatial One-Stop

Categories or Areas of Risk:

- Dependencies and interoperability between this investment and others
- Schedule and Cost
- Initial Costs
- Life-Cycle costs
- Technical obsolescence
- Feasibility
- Reliability of systems
- Surety (asset protection) considerations
- Risk of creating a monopoly for future procurements
- Capability of Agency to manage the investment
- Overall risk of project failure
- Organizational and Change Risks
- Business Risks
- Data/Info Risks
- Technology Risks
- Strategic Risks
- Security Risks
- Privacy
- Project Resources

Grants.gov

Categories or Areas of Risk:

- Schedule
- Initial Cost

Attachment K E-Gov Initiative Risks

*as reported by Initiative Program Managers in
Risk Management Plans and/or OMB Exhibit 300 Submissions*

- Life-Cycle Costs
- Technical Obsolescence
- Feasibility
- Reliability of Systems
- Dependencies and Interoperability Between this System and Others
- Surety (Asset Protection) Considerations
- Risk of Creating a Monopoly for Future Procurements
- Capability of Agency to Manage the Investment
- Overall Risk of Project Failure
- Organizational and Change Management
- Business
- Data/Information
- Technology
- Strategic
- Security
- Privacy
- Project Resources

SAFECOM – (initiative has not yet reported)

E-Clearance

Categories or Areas of Risk:

- Strategic
- Technical
- Operational
- Security
- Project Management
- Financial

EHRI

Categories or Areas of Risk:

- Schedule
- Initial Costs
- Life-Cycle Costs
- Technical Obsolescence
- Feasibility
- Reliability of Systems
- Dependencies and Interoperability Between This
- Surety (Asset Protection) Considerations
- Risk of Creating a Monopoly For Future Procure

Attachment K E-Gov Initiative Risks

*as reported by Initiative Program Managers in
Risk Management Plans and/or OMB Exhibit 300 Submissions*

- Capability of Agency to Manage the Investment
- Overall Risk of Investment Failure
- Organizational and Change Management
- Business
- Data/Info
- Technology
- Strategic
- Security
- Privacy
- Project Resources

E-Payroll

Categories or Areas of Risk:

- Organization and Change Management/Governance
- Organization and Change Management/Consolidation Standardization
- Strategic/Consolidation
- Strategic/Governance
- Strategic, Business/Governance
- Strategic, Business/Consolidation
- Business/Governance
- Business, Technology, Strategic/ Enterprise Architecture
- Organizational and Change Management, Business, Technology, Strategy/Standardization, Governance
- Business, Technology/Consolidation, Enterprise Architecture
- Organizational and Change Management, Business, Technology, Data/Information/Governance, Consolidation
- Organizational and Change Management, Data/Info, Strategic /Enterprise Architecture

E-Records Management

Top Risks:

- Need to monitor NH planning effort for the Records Management Service Component (RMSC).
- May be delayed or terminated. Work effort for Proof-of-Concept and Lessons Learned Analysis remains open but is on hold.
- Risk - Lack of promulgation of NARA Web RM guidance does not allow TC #6 to proceed as scheduled; results in missing related OMB milestones.

E-Training - (Included in HR LoB Risk Management Plan)

E-Gov Travel

Categories or Areas of Risk:

- Schedule

Attachment K E-Gov Initiative Risks

*as reported by Initiative Program Managers in
Risk Management Plans and/or OMB Exhibit 300 Submissions*

- Initial Costs
- Life-cycle Costs
- Technical Obsolescence
- Feasibility
- Reliability of Systems
- Dependencies and interoperability between this investment and others
- Surety (Asset Protection) Considerations
- Risk of Creating a Monopoly for Future Procurements
- Capability of Agency to Manage the Investment
- Overall Risk of Investment Failure
- Organizational and Change Management
- Business
- Data/Info
- Technology
- Strategic
- Security
- Privacy
- Project Resources

Integrated Acquisition Environment

Categories or Areas of Risk:

- Schedule
- Initial Costs
- Life-Cycle Costs
- Technical Obsolescence
- Feasibility
- Reliability of Systems
- Dependencies and Interoperability Between This and Other Investments
- Surety (Asset Protection) Considerations
- Risk of Creating a Monopoly For Future Procurements
- Capability of Agency to Manage the Investment
- Overall Risk of Investment Failure
- Organizational and Change Management
- Business
- Data/Info
- Technology
- Strategic
- Security
- Privacy
- Project Resources

Attachment K E-Gov Initiative Risks

*as reported by Initiative Program Managers in
Risk Management Plans and/or OMB Exhibit 300 Submissions*

Recruitment One-Stop (USAJobs)

Categories or Areas of Risk:

- Schedule
- Initial Costs
- Life-Cycle Costs
- Technical Obsolescence
- Feasibility
- Reliability of Systems
- Dependencies and Interoperability Between This
- Surety (Asset Protection) Considerations
- Risk of Creating a Monopoly For Future Procure
- Capability of Agency to Manage the Investment
- Overall Risk of Investment Failure
- Organizational and Change Management
- Business
- Data/Info
- Technology
- Strategic
- Security
- Privacy
- Project Resources

E-Authentication

Categories or Areas of Risk:

- Schedule
- Costs (both initial and life cycle)
- Technical obsolescence
- Feasibility
- Reliability of systems
- Dependencies and interoperability between the project and others
- Surety (asset protection) considerations
- Risk of creating a monopoly for future procurements
- Capability of agency to manage the project
- Overall risk of project failure
- Organizational and change management
- Business
- Data/info
- Technology
- Strategic

Attachment K E-Gov Initiative Risks

*as reported by Initiative Program Managers in
Risk Management Plans and/or OMB Exhibit 300 Submissions*

- Security
- Privacy
- Project resources

Budget Formulation and Execution LoB

Categories or Areas of Risk:

- Variability
- Dynamic Nature
- Contractual Restrictions
- Redundancy
- Flexibility
- Security approval
- Funding
- Cost
- Adoption of standards
- Account structures
- Technology
- Data Ownership

Case Management LoB

Top Risk:

- Personnel shortfalls
- Unrealistic schedules and budgets
- Developing to functional requirements but not meeting the user expectations
- Developing to user interface requirements but not meeting the user expectations
- Gold plating (i.e., providing state-of-the-art functions regardless of user need or implementation feasibility)
- Continuous stream of requirements changes
- Shortfalls in externally furnished components
- Shortfalls in externally performed tasks
- Real-time performance shortfalls
- Straining computer facilities

Federal Health Architecture LoB

Categories or Areas of Risk:

- Technical and performance risks (Tech)
- Project-management risks (PM)
- Organizational risks (ORG)
- External risks (Ext)

Attachment K E-Gov Initiative Risks

*as reported by Initiative Program Managers in
Risk Management Plans and/or OMB Exhibit 300 Submissions*

Financial Management LoB

Categories or Areas of Risk:

- Organizational and change management
- Organizational -Leadership engagement
- Initial costs
- Capacity to manage the investment
- Security
- Privacy
- Feasibility
- Reliability of system
- Overall risk of investment failure
- Data/Info
- Technology
- Strategic
- Business
- Schedule
- Life-cycle costs
- Technical Obsolescence
- Dependencies & Interoperability
- Project Resources

Geospatial LoB

Categories or Areas of Risk:

- Operations
- Compliance
- Strategic
- Reporting

Grants Management LoB

Categories or Areas of Risk:

- Schedule
- Initial Costs
- Life-Cycle Costs
- Technical Obsolescence
- Dependencies and Interoperability Between This
- Reliability of Systems
- Surety (Asset Protection) Considerations
- Capability of Agency to Manage the Investment

Attachment K E-Gov Initiative Risks

*as reported by Initiative Program Managers in
Risk Management Plans and/or OMB Exhibit 300 Submissions*

- Overall Risk of Investment Failure
- Business
- Data/Info
- Technology
- Security
- Privacy
- Project Resources
- Feasibility
- Risk of Creating a Monopoly For Future Procure
- Organizational and Change Management
- Strategic

Human Resources LoB

Categories or Areas of Risk:

- Organizational/Change Management
- Overall risk of investment failure
- Risk of creating a monopoly for future procurements
- Schedule
- Security
- Technology Obsolescence
- Capability of agency to manage the investment
- Feasibility
- Reliability of systems
- Technology
- Business
- Initial Costs
- Life-Cycle Costs
- Strategic
- Surety (asset protection) considerations
- Dependencies and Interoperability Between this and Other Investments
- Data/Information
- Privacy
- Project Resources

Information Systems Security LoB

Categories or Areas of Risk:

- Schedule
- Initial Costs
- Life-cycle Costs
- Technical obsolescence

Attachment K E-Gov Initiative Risks

*as reported by Initiative Program Managers in
Risk Management Plans and/or OMB Exhibit 300 Submissions*

- Feasibility
- Reliability of systems
- Dependencies/interoperability
- Surety Considerations
- Future Procurements
- Project Management
- Overall project failure
- Org/Change Mgmt
- Business
- Data/Info
- Technology
- Strategic
- Security
- Privacy
- Project Resources

IT Infrastructure LoB

Categories or Areas of Risk:

- Schedule
- Initial Costs
- Life-cycle Costs
- Technical obsolescence
- Feasibility
- Reliability of systems
- Dependencies/ interoperability
- Surety Considerations
- Future Procurements
- Project Management
- Overall project failure
- Org/Change Mgmt.
- Business
- Data/Info
- Technology
- Strategic
- Security
- Privacy
- Project Resources
- COI
- IT Workforce
- Accuracy of Data

Attachment L
E-Government and Lines of Business Initiatives Milestones & Goals
milestones are denoted by a bullet point; statements/goals do not have bullet points

Initiative/LoB	Description/Objectives	Completed Milestones	Future Milestones/Goals
Recreation One-Stop (DOI) www.recreation.gov	<p>Reduce amount of time citizens expend searching for information about recreation sites and reservations.</p> <p>Eliminate task duplication across government agencies, which will decrease operational costs, while improving customer service and increasing use at underutilized facilities.</p>	<ul style="list-style-type: none"> ▪ Q4 FY02 - Recreation.gov officially launched on National Public Lands Day ▪ Q1 FY07 - Initial release consolidated recreation reservation system. ▪ Q1 FY07 - Integrated all USDA systems with the launch of Recreation.gov. ▪ Q2 FY07 - Launched Recreation Information Data Base (RIDB) version 2.0 ▪ Q2 FY07 - Implemented new National Recreation Reservation Service (NRRS) [Phase I - release of consolidated recreation reservation system front-end] ▪ Q FY08 - Implemented new NRRS (USDA, USACE, DOI) – [Phase II – consolidated] 	<p>Additional enhancements and other changes to the portal will be determined based on customer feedback and partner agency requirements. The initiative will continue to be collaboratively managed by USDA, DOI, and USACE.</p>
GovBenefits.gov (DOL) www.govbenefits.gov	<p>Reduce the amount of time citizens spend trying to identify and access relevant information about government benefit programs that match their specific needs.</p> <p>Reduce the number of incorrect benefits submittals from citizens.</p>	<ul style="list-style-type: none"> ▪ Q3 FY02 - GovBenefits.gov officially launched ▪ Q1 FY04 - Acquired and published benefit information from all 50 states ▪ Q3 FY04 - Establish cross-governmental standards working group and governance structure ▪ Q4 FY04 - GovBenefits launch of GovLoans.gov gateway and Spanish language version ▪ Q3 FY06 - Launched portal architecture and deployed online Content Management System, enabling partners to maintain their own content <p>As of Q3 FY07, GovBenefits.gov served more than 25 million visitors and referred more than 6 million to agency points of contact.</p>	<ul style="list-style-type: none"> ▪ Q2 FY08 - "SSA Best" will be migrated to GovBenefits.gov via the SSA Customized Connection <p>Completion dates for the following milestone is still being determined:</p> <ul style="list-style-type: none"> ▪ Go-live with Customized Connections for (additional) selected partner agencies <p>Additional enhancements and other changes to the GovBenefits system will be managed by the initiative in conjunction with the 16 partner agencies on the GovBenefits.gov Governance Board.</p>
GovLoans.gov (ED) www.govloans.gov	<p>Provide citizens with quick and easy access to Federal loan program information on the web.</p> <p>Provide agencies and lenders with quicker and easier access to risk mitigation data.</p>	<ul style="list-style-type: none"> ▪ Q4 FY03 - Release of E-Loans Gateway ▪ Q3 FY04 - Release of GovLoans.gov gateway ▪ Q4 FY04 - Established agreement between GovBenefits.gov and E-Loans to create the GovLoans Gateway as a part of the GovBenefits.gov site ▪ Q2 FY05 - Successfully completed E-Gov milestones and transitioned to the Federal Interagency Credit Council 	<p>N/A</p>

Attachment L
E-Government and Lines of Business Initiatives Milestones & Goals
milestones are denoted by a bullet point; statements/goals do not have bullet points

Initiative/LoB	Description/Objectives	Completed Milestones	Future Milestones/Goals
USA Services (GSA) www.usaservices.gov 1-800-FedInfo (333-4636) Publications Center in Pueblo, CO	Improve customer service to citizens across the Federal government. Reduce costs in labor, information technology, and citizen service contact centers by providing best value and practices to Federal agencies in citizen customer service.	<ul style="list-style-type: none"> ▪ Q4 FY03 - Launched USA Services ▪ Q4 FY04 - FirstContact - Established and awarded a contract vehicle for agency contact center services ▪ Q4 FY04 - Established 20 Working agreements with Federal agency partners and set up nine Tier 1 telephone and email inquiry customers ▪ Q4 FY05 - Hurricane Recovery Support - Awarded two FirstContact task orders for FEMA National Processing Service Center to assist with registering victims of hurricanes Katrina, Wilma, and Rita 	<ul style="list-style-type: none"> ▪ Q2 FY08 - Issue a solicitation and award FirstContact2 renewable contract vehicle for contact center services in order to significantly increase the number of customers. <p>Additional goals and milestones beyond operations and maintenance of the current site will be determined collaboratively by citizens, partner agencies, and initiative working groups (e.g., Citizen Service Levels Interagency Committee - CSLIC).</p>
IRS Free File (Treasury) http://www.irs.gov/efile/article/0,,id=118986,00.html	Reduce burden and costs to taxpayers.	<ul style="list-style-type: none"> ▪ Q1 FY03 - Initial deployment of industry partnership free e-filing solution for 2003 season ▪ Q1 FY06 - Executed new five year Agreement with the Free File Alliance to provide free e-filing solutions to 70% of U.S. individual income tax return population ▪ Q1 FY07 - Negotiated removal of ancillary products from the Free File program ▪ Q2 FY07 - Launched a Spanish Free File website 	IRS Free File continues to monitor/respond to external feedback received, develop and implement Free File Alliance web sites/software, and produce Free File volumes. IRS Free File will continue to work with the Free File Alliance to establish new Free File agreements.
Disaster Assistance Improvement Plan (DHS)	<p>Provide citizens with a single source to obtain disaster assistance information on Federal, State, Tribal, local and private non-profit programs.</p> <p>Provide citizens with a single application process for applying for Federal disaster assistance</p> <p>Provide a single source for exchanging applicant and other Federal disaster assistance information</p>	<ul style="list-style-type: none"> ▪ Q1 FY08 - In conjunction with GovBenefits, established the Disaster Assistance Improvement Program's Program Management Office ▪ Q1 FY08 - Established DAIP Development Contract to begin requirements collection, analysis, engineering and development 	<p>As the initiative is in the planning phase, dates for completion have not yet been determined. In the future the initiative does plan to:</p> <ul style="list-style-type: none"> ▪ Enhance GovBenefits Internet portal for initial disaster assistance eligibility and to provide information on availability of Federal, State, Tribal, local, and private non-profit disaster assistance programs ▪ Enhance FEMA's Individual Assistance Center Application to support a single Citizen application for any eligible Federal disaster assistance programs

Attachment L
E-Government and Lines of Business Initiatives Milestones & Goals
milestones are denoted by a bullet point; statements/goals do not have bullet points

Initiative/LoB	Description/Objectives	Completed Milestones	Future Milestones/Goals
E-Rulemaking (EPA) www.regulations.gov	<p>Enhance public access and participation in the regulatory process through electronic systems.</p> <p>Reduce burden for citizens and businesses in finding relevant regulations and commenting on proposed rulemaking actions.</p> <p>Consolidate redundant docket systems.</p> <p>Improve agency regulatory processes and more timely regulatory decisions.</p>	<ul style="list-style-type: none"> ▪ Q2 FY03 - Regulations.gov launched ▪ Q1 FY06 - Federal Docket Management System (FDMS) launched ▪ Q4 FY07 - 23 of 26 scorecard agencies have fully implemented FDMS. These agencies represent over 82% the total federal rulemaking output. ▪ Q1 FY08- Scheduled launch of Regulations.gov with integrated search engine technology 	<ul style="list-style-type: none"> ▪ Q2 FY08 - All Scorecard agencies with scheduled implementations to FDMS (DOI and HHS) to complete implementation [this milestone represents the two remaining milestones on Table 9-4] <p>Additional milestones and goals will be determined collaboratively by the E-Rulemaking Executive Committee.</p>
Expanding Electronic Tax Products for Businesses (Treasury) www.irs.gov	<p>Reduce burden for tax forms filed by businesses.</p> <p>Reduce total processing time required for processing of accurate tax information.</p>	<ul style="list-style-type: none"> ▪ Q2 FY03 - Release form 94x, Employment tax form building in XML format to make business returns easier to file electronically ▪ Q4 FY05 - Release form 1120, Corporate Income Tax 	<p>EETPB, continues to work as part of the E-file program. The initiative has been merged in to the larger IRS program to modernize the electronic filing process.</p>
Federal Asset Sales (GSA) www.firstgov.gov	<p>Provide substantial benefit to the Federal government through maximizing net proceeds from asset sales, reducing selling expenses, and improving Utilization and Donation processes.</p> <p>Reduce the expense and difficulty of doing business with the government.</p>	<ul style="list-style-type: none"> ▪ Q4 FY05 - Initial Federal Assets Sales website launched under FirstGov.gov ▪ Q1 FY07 - GovSales.gov version 2 launched ▪ Q1 FY07 - Launched 2 of initial 4 personal property sales centers (GSA and USDA) ▪ Q1 FY07 - Real property joined personal property on GovSales.gov ▪ Q1 FY07 - Personal property and real property workgroups identified, defined, standardized and started reporting key quarterly reporting measures ▪ Q3 FY07 - Launched 3rd of initial 4 personal property sales centers (Treasury) ▪ Q4 FY07 - Launched 4th of initial 4 personal property sales centers (DOJ) 	<ul style="list-style-type: none"> ▪ Q2 FY08 - Report metrics from all personal property sales centers and all real property agencies/sales centers to www.GovSales.gov ▪ Q4 FY08 - Launch additional personal property sales centers <p>Agencies are migrating to personal and real property sales centers on a scheduled basis. This schedule was determined by agency migration certifications, the addition of sales centers, and the adjudication of agency waiver requests.</p> <p>Additional milestones and goals will be determined collaboratively by the Federal Asset Sales Executive Committee (16 Original Charter agencies) and other stakeholder groups including the Federal Real Property Council and the Property Management Executive Council.</p>

Attachment L
E-Government and Lines of Business Initiatives Milestones & Goals
milestones are denoted by a bullet point; statements/goals do not have bullet points

Initiative/LoB	Description/Objectives	Completed Milestones	Future Milestones/Goals
International Trade Process Streamlining (DOC) www.export.gov www.export.gov/china	<p>Create a seamless environment for exporters to research markets, gather trade leads, and conduct a majority of their export transactions online.</p> <p>Provide more timely and accurate export information.</p> <p>Reduce the amount of time spent by U.S. exporters for collecting information and filling out forms.</p> <p>Continue to expand forms available in One Stop, One Form.</p>	<ul style="list-style-type: none"> ▪ Q1 FY03 - Launched Export.gov (consolidated content from USATrade.gov, tradenet.gov, BuyUSA.gov) ▪ Q1 FY03 - Launch of initial One Stop One Form ▪ Q2 FY04 - Expanded One Stop One form including Ex-Im Bank electronic claims form ▪ Q2 FY06 - Launched Export.gov with cross-agency content management technology 	<p>The initiative is managed by the International Trade Administration, U.S. Department of Commerce. Initiative and website functionality are addressed based on user feedback and ongoing usability testing.</p>
Business Gateway (SBA) www.business.gov	<p>Consolidate redundant investments in e-forms systems.</p> <p>Increase Federal agencies' GPEA compliance.</p> <p>Reduce amount of redundant data and forms submitted to the Federal government.</p> <p>Reduce burden on small businesses.</p>	<ul style="list-style-type: none"> ▪ Q3 FY04 - Business.gov and Forms.gov launched ▪ Q1 FY06 - Business.gov and Forms.gov website refresh ▪ Q3 FY06 - Launched initial data harmonization project - coal mining vertical 	<p>Additional milestones and goals will be determined collaboratively by the Business Gateway Governance Board made up of 22 partner agencies.</p>
Consolidated Health Informatics (HHS)	<p>Enable agencies to improve patient safety, which will reduce error rates, lower administrative costs, and strengthen national public health and disaster preparedness.</p>	<ul style="list-style-type: none"> ▪ Q3 FY04 - Release final set of health informatics standards. <p>The last meeting of CHI occurred in October of 2006. This initiative has been absorbed by the Federal Health Architecture LoB. All CHI work product is now managed by FHA LoB.</p>	<p>N/A</p>

Attachment L
E-Government and Lines of Business Initiatives Milestones & Goals
milestones are denoted by a bullet point; statements/goals do not have bullet points

Initiative/LoB	Description/Objectives	Completed Milestones	Future Milestones/Goals
<p>Geospatial One-Stop (DOI) www.geodata.gov www.geo-one-stop.gov</p>	<p>Reduce burden on public entities by creating consistency, compatibility, and easy access to geospatial data.</p> <p>Stimulate vendor development of geospatial tools and reduce technology risk for geospatial data users.</p> <p>Reduce total processing time to gain access to geospatial data which will improve decision making and the delivery of government services.</p> <p>Provide shared access to spatial data and resources.</p>	<ul style="list-style-type: none"> ▪ Q4 FY03 - Deployed Geodata.gov portal 	<p>The initiative is managed by the U.S. Department of the Interior in coordination with the Federal Geographic Data Committee (FGDC). The initiative will continue operation of, and add enhancements to, the Geospatial One-Stop Portal to enable government organizations at all levels to discover existing geospatial data and build partnerships for sharing costs of new data acquisitions.</p>
<p>Disaster Management (DHS) www.disasterhelp.gov</p>	<p>Save lives and reduce property loss.</p> <p>Provides Federal, State, and local emergency managers better online access to disaster management-related information, planning and response tools.</p>	<ul style="list-style-type: none"> ▪ Q1 FY03 - Launched of DisasterHelp.gov portal ▪ Q2 FY05 - Disaster Management Interoperability Services (DMIS) available to emergency response community ▪ Q1 FY06 - All agencies deploy the DMIS toolset with each of its emergency operations centers (EOCs) 	<p>Daily operational management of Disaster Management has transitioned from DHS' Directorate for Science and Technology (S&T) to the Federal Emergency Management Agency (FEMA). As such, FEMA is currently developing future milestones and goals for the initiatives. S&T will continue to work on the data standards related to disaster management via the Emergency Interoperability Consortium (EIC).</p>

Attachment L
E-Government and Lines of Business Initiatives Milestones & Goals
milestones are denoted by a bullet point; statements/goals do not have bullet points

Initiative/LoB	Description/Objectives	Completed Milestones	Future Milestones/Goals
SAFECOM (DHS) www.safecomprogram.gov	<p>Reduce the unnecessary loss of life and property during emergency incidents by facilitating public safety communications and interoperability.</p> <p>Reduce costs to local, tribal, State and Federal public safety agencies through coordinating standards for communications equipment.</p> <p>Reduce costs to local, tribal, State and Federal public safety agencies through coordinated planning and guidance.</p>	<ul style="list-style-type: none"> ▪ Q2 FY03 - Developed common grant guidance across multiple federal grant programs ▪ Q3 FY04 - Deliver Statement of Requirements (SoR) ▪ Q1 FY07 - Delivery of National Interoperability Baseline Survey ▪ Q1 FY08 - Assist states in developing and submitting statewide interoperability plans 	<ul style="list-style-type: none"> ▪ Q2 FY08 - Development of User's Implementation Guide for the Public Safety Architecture Framework (PSAF) <p>Completion dates for the following milestone is still being determined:</p> <ul style="list-style-type: none"> ▪ Complete Final Baseline Assessment <p>Additional goals and milestones are dependent on and will be determined by stakeholders.</p>
E-Vital (HHS)	<p>Reduce administrative, program, and customer costs associated with vital records.</p> <p>Enhance the ability of State and Federal agencies to provide quality customer service by improving the accuracy and speed of access to vital records data.</p> <p>Reduce frequency and amount of benefits fraud and erroneous payments as a result of untimely and inaccurate vital records.</p>	<ul style="list-style-type: none"> ▪ Q3 FY04 - Complete deployment of Electronic Death Registration (EDR) systems in initial set of states (NH, MT, SD) ▪ Q4 FY04 through Q3 FY06 - Additional deployments of EDR systems (MN, NYC, DC) 	<ul style="list-style-type: none"> ▪ Q1 FY09 - Develop regulations for minimum birth certificate standards <p>Completion date for the following milestones has not yet been determined (and is dependent on state deployment schedules):</p> <ul style="list-style-type: none"> ▪ Remaining states deploy their EDR system (Currently, 18 out of 53 states and territories have implemented their EDR systems)

Attachment L
E-Government and Lines of Business Initiatives Milestones & Goals
milestones are denoted by a bullet point; statements/goals do not have bullet points

Initiative/LoB	Description/Objectives	Completed Milestones	Future Milestones/Goals
Grants.gov (HHS) www.grants.gov	<p>Minimize the burden of finding and applying for grants.</p> <p>Minimize time spent looking up procedures and filling out redundant information, while maximizing time on actual grant-related work.</p> <p>Facilitate the review process and enable agencies to make awards more efficiently.</p> <p>Avoid the cost of building and maintaining redundant agency grant systems.</p>	<ul style="list-style-type: none"> ▪ Q4 FY03 - Launched Grants.gov ▪ Q2 FY05 - Enhanced Grants.gov "Find and Apply" mechanism by deploying Applicant system-to-system functionality ▪ Q2 FY07 - All agency discretionary grant applications posted to Grants.gov 	<p>The initiative is managed by the Department of Health and Human Services in coordination with the cross-agency Grants Executive Board (GEB). The initiative will work with grant making agencies to continue to post all discretionary grant applications to Grants.gov. Also, the initiative will continue to meet with the grants community to determine necessary functionality changes to the initiative.</p>
E-Training (OPM) www.golearn.gov	<p>Avoid/decrease costs of tuition fee, travel expenses, and software license fees.</p> <p>Compress learning times through use of online coursework versus instructor-led courses.</p>	<ul style="list-style-type: none"> ▪ Q4 FY02 - Launched Module 1 - initial rollout of the GoLearn.gov site ▪ Q2 FY03 - Launched Module 2 - additional free courses and approximately 2,500 fee-for-service courses ▪ Q4 FY03 - Launched Module 3 - established the Competency Management Center. In addition, Module 3 enhanced the user registration process and added e-Mentoring to GoLearn.gov. ▪ Q4 FY04 - Launched Module 4 - additional competency and skill assessment tools for HR, Acquisition, and Financial Management, as well as additional learning services organized around an initial Communities of Practice tool set ▪ Q1 FY05 - Enhanced the GoLearn.gov site with an improved user interface and easier site navigation ▪ Q4 FY05 - Launched USALearning.gov on 3rd year Anniversary of the original launch 	<ul style="list-style-type: none"> ▪ Q4 FY10 - All agencies fully deployed on enterprise wide Learning Management Systems and redundant legacy systems shutdown <p>Future milestones and goals will be determined collaboratively by the Chief Human Council Officer Council (CHCOC) Learning and Development Subcommittee, which serves as the executive advisory body for this initiative.</p>

Attachment L
E-Government and Lines of Business Initiatives Milestones & Goals
milestones are denoted by a bullet point; statements/goals do not have bullet points

Initiative/LoB	Description/Objectives	Completed Milestones	Future Milestones/Goals
Recruitment One-Stop (OPM) www.usajobs.gov	<p>Increase public satisfaction with the Federal hiring process.</p> <p>Expedite agencies' identification of qualified candidates.</p> <p>Improve quality of new hires.</p>	<ul style="list-style-type: none"> ▪ Q3 FY02 - Implement improved appearance and usability that mirrors popular private sector internet recruiting sites ▪ Q2 FY03 - Added new functionality for applicant status query, applicant database mining, intake of paper resumes/applications, and capability to link to Federal agency's assessment tools (basic capability implemented) ▪ Q3 FY03 - Integration with agency assessment tools (basic capability implemented) ▪ Q4 FY03 - Launched USAJobs.gov website ▪ Q4 FY03 - Implement applicant database mining; fully integrate agency assessment tools; track applicant status ▪ Q3 FY04 - Agencies scheduled to shutdown job search engines/resume builders and committed to use of USAJOBS as appropriate 	<ul style="list-style-type: none"> ▪ Q4FY09 - Fully integrate agency assessment tools with USAJobs.gov <p>Future milestones and goals will be determined collaboratively by the initiative and the partner agencies.</p>
Enterprise HR Integration (OPM) www.opm.gov/egov	<p>Reduce dependencies on paper-based processes.</p> <p>Provide single source of official employee information.</p> <p>Provide single set of analytical tools supporting workforce analysis, forecasting, and strategic management of human capital.</p>	<ul style="list-style-type: none"> ▪ Q2 FY04 - Deploy EHRI Repository to support Central Personnel Data File (CPDF) replacement, E-Payroll and E-Clearance ▪ Q2 FY04 - Phase 2 Rollout (extend data model; begin load of historical data) ▪ Q1 FY05 - Phase 3 Rollout (extend data model; complete load of historical data; employee transfer capability) 	<ul style="list-style-type: none"> ▪ Q1 FY13 - All Agency Official Personnel Files (OPF) converted to Electronic OPF <p>Additional milestones and goals to reduce redundant reporting and improve workforce planning will be determined collaboratively by the initiative and the Human Resources Line of Business' governance board which oversees this initiative.</p>
E-Clearance (OPM) www.opm.gov/egov	<p>Reduce time to locate previous investigations which enhances the opportunities for reciprocity.</p> <p>Reduce data entry burden and time.</p>	<ul style="list-style-type: none"> ▪ Q2 FY03 - The Clearance Verification System (CVS) was deployed to provide access for all agency authorized users to the personnel security investigation and clearance records of the government ▪ Q3 FY03 - Electronic Questionnaire for Investigations Processing (e-QIP) automating the Questionnaire for National Security Positions, Standard Form 86 (SF-86) deployed 	<p>OPM's Federal Investigative Services Division (OPM-FISD) is coordinating with agencies to establish milestones to increase utilization of e-QIP and CVS</p>

Attachment L
E-Government and Lines of Business Initiatives Milestones & Goals
milestones are denoted by a bullet point; statements/goals do not have bullet points

Initiative/LoB	Description/Objectives	Completed Milestones	Future Milestones/Goals
E-Payroll (OPM) www.opm.gov/egov	<p>Reduce modernization costs by consolidating payroll systems.</p> <p>Reduce cost per payroll transaction per employee</p>	<ul style="list-style-type: none"> ▪ Q4 FY03 - Standardize payroll processes ▪ E-Payroll Agency Migrations: <ul style="list-style-type: none"> ○ Q4 FY03 - DOE ○ Q1 FY04 - NRC, American Battle Monuments Commission ○ Q3 FY04 - NSF, Railroad Retirement Board ○ Q4 FY04 - NASA, DHS ○ Q2 FY05 - Federal Energy Regulatory Commission ○ Q3 FY05 - DOL, HHS ○ Q4 FY05 - DOT, DHS ○ Q3 FY06 - EPA ○ Q4 FY06 - DOJ FBI ○ Q4 FY07 - Broadcasting Board of Governors (BBG) 	<ul style="list-style-type: none"> ▪ Q4 FY08 - Treasury Office of Thrift Supervision (OTS) - Migrate all agency payroll systems to National Finance Center (NFC) ▪ Q1 FY09 - VA - Migrate all agency payroll systems to Defense Finance and Accounting Service (DFAS) <p>The Department of State has yet to schedule a migration date. The Department of State will select a Payroll Provider in Q2 FY08 and, upon selection, designate a migration date.</p> <p>Upon completion of all agency migrations to an E-Payroll provider, the functions of E-Payroll will be managed by the Human Resources LoB.</p>
E-Travel (GSA) http://egov.gsa.gov	<p>Improve the government's internal efficiency, administrative performance, and regulatory compliance relative to travel.</p> <p>Eliminate redundant and stovepipe travel management systems through a buy-once/use-many shared services approach.</p> <p>Minimize capital investment, operations, and maintenance costs for travel management services.</p> <p>Bring world-class travel management and superior customer service to the Federal travel process</p>	<ul style="list-style-type: none"> ▪ Q4 FY03 - Compete an acquisition and award to end-to-end service providers (Carlson Wagonlit, EDS, and Northrop Grumman) ▪ Q1 FY04 - Begin agency capture of detailed travel and financial information in government-wide data warehouse ▪ E-Gov Travel Agency Migrations: <ul style="list-style-type: none"> ○ Q1 FY06 - NSF ○ Q2 FY06 - NARA ○ Q4 FY06 - DOT, DOE, DOL ○ Q1 FY07 - ED, GSA ○ Q4 FY07 - HUD ○ Q1 FY08 - OPM, VA 	<ul style="list-style-type: none"> ▪ E-Gov Travel scheduled migrations: <ul style="list-style-type: none"> ○ Q3 FY08 - Treasury ○ Q3 FY08 - HHS ○ Q4 FY08 - EPA ○ Q4 FY08 - DOI ○ Q4 FY08 - SBA ○ Q4 FY08 - NRC ○ Q4 FY08 - NASA ○ Q1 FY09 - USDA ○ Q2 FY09 - DOC ○ Q3 FY09 - DOJ ○ Q3 FY09 - SSA ○ Q4 FY09 - State ○ Q4 FY09 - USAID ○ Q4 FY10 - DHS ▪ Q4 FY10 - All agencies, unless exempted by GSA, migrated to E-Gov Travel Services

Attachment L
E-Government and Lines of Business Initiatives Milestones & Goals
milestones are denoted by a bullet point; statements/goals do not have bullet points

Initiative/LoB	Description/Objectives	Completed Milestones	Future Milestones/Goals
Integrated Acquisition Environment (GSA) www.BPN.gov www.FedBizOpps.gov www.FedTeDS.gov www.PPIRS.gov www.wdol.gov https://fpds.gov www.epls.gov www.contractdirectory.gov	<p>Reduce burden for vendors.</p> <p>Achieve cost savings through consolidated vendor information, procurement data systems, and common processes.</p> <p>Reduce cycle time of procurement process.</p>	<ul style="list-style-type: none"> ▪ Q3 FY02 - Implemented Integrated Vendor Profile Network (IVPN), the Single point of vendor registration ▪ Q4 FY02 - Implemented consolidated eCatalog, a directory of contracts to simplify selection and facilitate leverage of Government buying ▪ Q4 FY03 - Implemented Federal Acquisition Management Information System (FAMIS), a web-based Federal Management Information System integrated with legacy systems and providing real-time data ▪ Q1 FY04 - Implemented update to FAMIS ▪ Q1 FY04 - Implemented initial intra-governmental exchange portal ▪ Q1 FY04 - Implemented On-line Representations and Certifications (ORCA) system ▪ Q3 FY05 - Implemented Federal Technical Data Solution (FedTeDS) system ▪ Q3 FY07 - Implemented Electronic Subcontracting Reporting System (eSRS) 	<ul style="list-style-type: none"> ▪ Q3 FY08 - Launch Central Contractor Registry (CCR) v4.08 ▪ Q4 FY08 - New FedBizOpps (FBO) contract to launch Full Operational Capability (FOC) ▪ Q4 FY08 - Complete integration of FedTeDS into FBO ▪ Q3 FY10 - Federal Procurement Data System - Next Generation (FPDS-NG) production cutover <p>Future milestones and goals will be determined collaboratively by the initiative's governance board, the Acquisitions Committee for E-Gov (ACE) under the Federal Chief Acquisition Officer (CAO) Council.</p>
Integrated Acquisition Environment – Loans and Grants (GSA)	<p>Increase utilization of the Dun and Bradstreet unique identifier (DUNS) and the Central Contractor Registration (CCR)</p>	<ul style="list-style-type: none"> ▪ Q3 FY07 - Expanded capacity of Dun and Bradstreet contract for reporting of grants and loans recipients in support of in support of government-wide requirements for unique identifiers 	<p>The project is providing continuing support under the DUNS contract. Will look to expand/change use of unique identifiers for grants and loans recipients is needed by the grant and loan community.</p>

Attachment L
E-Government and Lines of Business Initiatives Milestones & Goals
milestones are denoted by a bullet point; statements/goals do not have bullet points

Initiative/LoB	Description/Objectives	Completed Milestones	Future Milestones/Goals
E-Records Management (NARA)	<p>Increase % of eligible data archived/preserved electronically.</p> <p>Provide consistency in approach to implementing E-Records Management applications.</p> <p>Improve ability of agencies to access/retrieve records.</p>	<ul style="list-style-type: none"> ▪ Q4 FY02 - Issue first Electronic Records Management (ERM) guidance product ▪ Q4 FY02 - Issue first lessons learned/best practices model ▪ Q2 FY03 - Develop ERM requirements that agencies can incorporate in their system designs ▪ Q3 FY03 - Deploy enterprise-wide ERM system guidance ▪ Q4 FY03 - Issued final guidance products and tools ▪ Q1 FY06 - Issued guidance for building an effective enterprise-wide ERM Governance Structure ▪ Q2 FY06 - Issued of recommended practice guidance regarding development and implementation of an enterprise-wide ERM Proof of Concept Pilot ▪ Q3 FY06 - Issued analysis of lessons learned for enterprise-wide ERM projects 	<p>Future milestones and goals will be determined collaboratively by the initiative's governance board.</p>
E-Authentication (GSA) www.cio.gov/eauthentication	<p>Reduce authentication system development and acquisition costs.</p> <p>Reduce burden of conducting secure transactions with government.</p> <p>Eliminate the need for Federal agencies to establish independent authentication systems.</p> <p>Protect privacy by ensuring that individuals can control their own personal information.</p>	<ul style="list-style-type: none"> ▪ Q2 FY04 - Issued Credential Assessment Framework (CAF) ▪ Q3 FY04 - Issued NIST technical guidance on authentication systems ▪ Q3 FY07 - Security Assertion Markup Language (SAML) 2.0, the standard for exchanging authentication and authorization data, became available 	<ul style="list-style-type: none"> ▪ Q4 FY08 - All agencies complete migration to SAML 2.0 service ▪ Q4 FY09 - Add a minimum of 5 new Credential Service Providers <p>Agencies have provided plans to enable public facing web systems with E-Authentication services through FY12 and the program management office continues to work with agencies to increase the numbers of applications. However, there is not a distinct date for ensuring all public facing systems are e-authentication enabled. Additional milestones and goals will be determined collaboratively by the E-Authentication Executive Steering Committee (ESC).</p>

Attachment L
E-Government and Lines of Business Initiatives Milestones & Goals
milestones are denoted by a bullet point; statements/goals do not have bullet points

Initiative/LoB	Description/Objectives	Completed Milestones	Future Milestones/Goals
Financial Management (FM) LoB (GSA)	The FM LoB is standardizing and consolidating the government's financial systems and financial business processes through the establishment of shared service centers (SSC).	<ul style="list-style-type: none"> ▪ Q2 FY05 - Launched 4 FM LoB Shared Service Centers (SSC) ▪ Q2 FY07 - Published Business Process Standard (BPS) for Funds Control ▪ Q3 FY07 - Published Business Process Standard (BPS) for Payments ▪ Q4 FY07 - Published Common Government-wide Accounting Code (CGAC) standard 	<ul style="list-style-type: none"> ▪ Q4 FY08 - Publish Business Process Standard (BPS) for Reimbursables ▪ Q4 FY08 - Publish Business Process Standard (BPS) for Receivables ▪ Q4 FY08 - Define charge and interface data requirements <p>While all agencies have not yet scheduled migrations to FM LoB SSCs, current migrations are scheduled through Q1 FY15.</p>
Human Resources (HR) LoB (OPM)	The HR LoB is using government-wide, modern, cost-effective, standardized, and interoperable HR solutions to provide common core functionality to support the strategic management of Human Capital through the establishment of SSC's.	<ul style="list-style-type: none"> ▪ Q3 FY05 - Established 5 Federal HR LoB Shared Service Centers (SSC) ▪ Q2 FY07 - Developed Entrance on Duty (EOD) Concept of Operations ▪ Q3 FY07 - Developed Service Component Model (SCM) version 2.0 ▪ Q4 FY07 - Developed target requirements for SSCs ▪ Q1 FY08 - Competed HR LoB Service Delivery and Shared Services Best Practices Report ▪ Q1 FY08 - Completed selection of HR LoB Private Sector SSC's for multiple award schedule or GWAC 	<p>While all agencies have not yet scheduled migrations to HR LoB SSCs, current migrations are scheduled through Q4 FY12.</p>
Grants Management (GM) LoB (HHS & NSF)	The GM LoB is developing solutions to standardize and streamline the grants management process government-wide.	<ul style="list-style-type: none"> ▪ Q2 FY06 - Identified three agencies as GM Consortia Leads: Department of Education, National Science Foundation, and Health and Human Services - Administration for Children and Families 	<ul style="list-style-type: none"> ▪ Q2 FY08 - Agencies select Consortia Lead to migrate to, or submit waiver request with fit-gap analysis ▪ Q2 FY08 - Partner agencies submit Implementation Strategy Plans to GM LoB defining agency's plan for implementing the GM LoB objectives <p>Additional milestones will be determined based on submitted agency Implementation Strategy Plans; additional milestones and goals will be determined collaboratively by the Grants Executive Board and the Managing Partners.</p>

Attachment L
E-Government and Lines of Business Initiatives Milestones & Goals
milestones are denoted by a bullet point; statements/goals do not have bullet points

Initiative/LoB	Description/Objectives	Completed Milestones	Future Milestones/Goals
Case Management (CM) LoB (DOJ)	The CM LoB is using common data standards and shared architectures to easily and appropriately share case management information within and between federal and non-federal agencies.	<ul style="list-style-type: none"> ▪ Q4 FY06 - CM LOB architecture developed for two areas (updates ongoing): <ul style="list-style-type: none"> ○ Federal Investigative Case Management Solution (FICMS), and ○ Litigation Case Management Solution (LCMS) ▪ Q4 FY06 - DOJ begins using CM LOB architecture when planning & developing case management systems ▪ Q4 FY06 - Agencies begin using the CM LOB architecture when planning and developing their case management systems (e.g., RRB, DHS, DOL, TREAS) 	<p>The CM LoB will continue to assist agencies in leveraging CM architecture gathered and created by the LoB. If further activities are required, the CM LoB management will develop plans to implement.</p> <p>As agencies plan and request for Case Management solutions, agencies will be directed to leverage as much as possible the architectures and materials developed by the CM LoB.</p>
Federal Health Architecture (FHA) LoB (HHS)	The FHA LoB is a collaborative effort to foster interoperability between healthcare systems across the nation.	<ul style="list-style-type: none"> ▪ Q2 FY07 - Complete development of Emergency Response EHR Use Case ▪ Q4 FY07 - FHA Program Plan, Reporting Guide, Standards Education Course materials 	<p>The FHA LoB, which subsumed CHI, continues to provide a forum for Federal agencies to meet, so that they can identify gaps in health information standards. FHA now provides regular input to the Health Information Technology Standards Panel (HITSP) as national health IT standards are proposed and released for comment. This activity meets the intent of the original milestone for CHI to mature HIT standards development within the Federal government.</p> <p>As agencies plan and request for Health IT solutions, agencies will be directed to use these standards.</p>
Information Systems Security (ISS) LoB (DHS)	The ISS LoB is establishing common solutions for information systems security through Shared Service Centers.	<ul style="list-style-type: none"> ▪ Q2 FY07 - Designated IT Security Awareness training and security reporting service providers: DOD, State/USAID, and OPM serve as Federal Information Security Management Act (FISMA) training providers; EPA and DOJ serve as FISMA reporting providers ▪ Q4 FY07 - Completed an analysis of situational awareness and incident response tools to determine priority tools demanded by agencies 	<ul style="list-style-type: none"> ▪ Q2 FY10 - all applicable agencies begin using the FISMA reporting and FISMA training services provided by the ISS LOB's shared service centers <p>Future milestones and goals will be determined collaboratively by the ISS LoB's Federal Systems Security Governance Board (FSSGB).</p>

Attachment L
E-Government and Lines of Business Initiatives Milestones & Goals
milestones are denoted by a bullet point; statements/goals do not have bullet points

Initiative/LoB	Description/Objectives	Completed Milestones	Future Milestones/Goals
Budget Formulation and Execution (BFE) LoB (ED)	The BFE LoB is enhancing Federal agency and central budget processes by identifying and implementing modern, interoperable, flexible, cost effective, and optimized solutions to support all phases of the formulation and execution of the Federal budget.	<ul style="list-style-type: none"> ▪ Q3 FY07 - Deployed government wide budget formulation shared system – Budget Formulation and Execution Manager (BFEM) which is a system managed by Treasury ▪ Q3 FY07 - Developed a requirements decision matrix for assessing budget formulation and execution systems ▪ Q3 FY07 - Established a collaboration site for information sharing 	<ul style="list-style-type: none"> ▪ Q4 FY08 - Add modules for Performance Measures and Budget Execution to “Productized” Treasury solution. Provide service to additional agencies. <p>Future milestones and goals will be determined collaboratively by the LoB’s governance board.</p>
Geospatial LoB (DOI)	The Geospatial LoB is developing a coordinated approach to produce, maintain, and use geospatial data and services across the federal government to reduce long-term costs of geo-information delivery and access.	<ul style="list-style-type: none"> ▪ Q3 FY06 - Released Common Solutions/Technical Architecture document ▪ Q3 FY06 - Completed government-wide collection of investment data to determine the Federal government’s spending on geospatial data and capabilities to support mission and program activities ▪ Q4 FY07 - Collected updated geospatial investment data and created a report and analysis of data 	<ul style="list-style-type: none"> ▪ Q2 FY08 - Develop a strategic plan with specific results and outcomes for FY08 and FY09 ▪ Q4 FY09 - Expand Smart-Buy efforts for geospatial data and technologies ▪ Q4 FY09 - Define/establish geospatial data steward responsibilities and performance measures for A-16 data themes <p>Additional milestones and goals will be determined collaboratively by the LoB’s governance board in coordination with the Federal Geographic Data Committee (FGDC).</p>
IT Infrastructure (ITI) LoB (GSA)	The ITI LoB is identifying opportunities for IT infrastructure consolidation and optimization and developing government-wide common solutions to realize cost savings.	<ul style="list-style-type: none"> ▪ Q4 FY06 - Released Common Solutions Document describing infrastructure work in three areas: <ul style="list-style-type: none"> ○ Data Centers; ○ Networks (data & voice); and ○ Desktop Computer Services and Seat Management ▪ Q2 FY07 - Awarded contract to develop price and performance benchmarks ▪ Q4 FY07 - Established metrics for first common infrastructure area: End User Systems and Services ▪ Q1 FY08 - Develop the cost and service level definitions for the two remaining common infrastructure areas: 1) Mainframes and Servers Services and Support and 2) Telecommunications Systems and Support 	<ul style="list-style-type: none"> ▪ Q2 FY08 - Establish agency 5-Year IT Infrastructure Optimization Plan and Performance Reports. ▪ Q3 FY08 - Establish an Optimization Guide and a Resource Library including best practices ▪ Q4 FY08 - Report FY08 performance against the End User Systems and Support metrics developed in FY07 <p>Future milestones and goals will be determined collaboratively by the ITI LoB Executive Steering Committee (ESC).</p>

Attachment M
E-Gov Initiatives and Lines of Business Funding History
as previously reported to the House Appropriations Committee, Surveys and Investigations

\$ in millions

Initiative	Budgetary Resources	PY-1 &			
		Earlier	PY 2006	CY 2007	BY 2008
Business Gateway	Planning:	\$5.235	\$2.904	\$2.400	\$0.000
	Acquisition:	\$6.500	\$4.155	\$3.000	\$0.000
	Subtotal Planning and Acquisition:	\$11.735	\$7.059	\$5.400	\$0.000
	Operations & Maintenance:	\$1.650	\$3.121	\$2.992	\$4.800
	TOTAL	\$13.385	\$10.180	\$8.392	\$4.800
	Government FTE Costs:	\$2.695	\$0.691	\$0.750	\$0.800
	# of FTE represented by Costs:	15	5	5	5
E-Rulemaking	Planning:	\$1.965	\$0.000	\$0.000	\$0.000
	Acquisition:	\$16.635	\$3.576	\$2.800	\$0.000
	Subtotal Planning and Acquisition:	\$18.600	\$3.576	\$2.800	\$0.000
	Operations & Maintenance:	\$3.615	\$7.995	\$7.000	\$7.700
	TOTAL	\$22.215	\$11.571	\$9.800	\$7.700
	Government FTE Costs:	\$2.955	\$0.700	\$0.700	\$0.800
	# of FTE represented by Costs:	Not Provided	8	8	9
Grants.gov	Planning:	\$5.076	\$0.419	\$0.250	\$0.200
	Acquisition:	\$13.731	\$3.128	\$2.450	\$1.790
	Subtotal Planning and Acquisition:	\$18.807	\$3.547	\$2.700	\$1.990
	Operations & Maintenance:	\$19.394	\$6.617	\$9.256	\$10.058
	TOTAL	\$38.201	\$10.164	\$11.956	\$12.048
	Government FTE Costs:	\$2.100	\$0.700	\$1.100	\$1.400
	# of FTE represented by Costs:	21	8	9	11
Integrated Acquisition Environment	Planning:	\$18.678	\$3.135	\$5.327	\$0.270
	Acquisition:	\$9.210	\$1.622	\$1.045	\$1.253
	Subtotal Planning and Acquisition:	\$27.889	\$4.757	\$6.372	\$1.524
	Operations & Maintenance:	\$31.096	\$28.932	\$26.229	\$33.054
	TOTAL	\$58.985	\$33.690	\$32.601	\$34.577
	Government FTE Costs:	\$4.550	\$5.331	\$6.223	\$5.831
	# of FTE represented by Costs:	0	25	29	34
Budget Formulation and Execution LoB	Planning:	\$0.000	\$0.000	\$0.196	\$0.091
	Acquisition:	\$0.000	\$0.000	\$1.766	\$0.815
	Subtotal Planning and Acquisition:	\$0.000	\$0.000	\$1.962	\$0.906
	Operations & Maintenance:	\$0.000	\$0.000	\$0.000	\$1.194
	TOTAL	\$0.000	\$0.000	\$1.962	\$2.100
	Government FTE Costs:	\$0.000	\$0.000	\$0.175	\$0.263
	# of FTE represented by Costs:	0	0	1	2
Financial Management LoB	Planning:	\$2.000	\$1.831	\$2.000	\$6.000
	Acquisition:	\$5.802	\$7.100	\$13.175	\$13.129
	Subtotal Planning and Acquisition:	\$7.802	\$8.931	\$15.175	\$19.129
	Operations & Maintenance:	\$44.112	\$66.556	\$68.012	\$119.077
	TOTAL	\$51.914	\$75.487	\$83.187	\$138.206
	Government FTE Costs:	\$118.208	\$246.845	\$249.786	\$261.656
	# of FTE represented by Costs:	1,150	2,403	2,403	2,403
Geospatial LoB	Planning:	\$0.000	\$0.000	\$1.394	\$1.436
	Acquisition:	\$0.000	\$0.000	\$0.000	\$0.000
	Subtotal Planning and Acquisition:	\$0.000	\$0.000	\$1.394	\$1.436
	Operations & Maintenance:	\$0.000	\$0.000	\$0.000	\$0.000
	TOTAL	\$0.000	\$0.000	\$1.394	\$1.436
	Government FTE Costs:	\$0.000	\$0.000	\$0.000	\$0.000
	# of FTE represented by Costs:	0	0	0	0
Grants Management LoB	Planning:	\$0.000	\$1.004	\$2.830	\$3.998
	Acquisition:	\$1.449	\$1.490	\$11.604	\$17.036
	Subtotal Planning and Acquisition:	\$1.449	\$2.494	\$14.434	\$21.034
	Operations & Maintenance:	\$3.933	\$4.485	\$8.204	\$9.275
	TOTAL	\$5.382	\$6.979	\$22.638	\$30.309
	Government FTE Costs:	\$0.604	\$1.859	\$3.534	\$4.119
	# of FTE represented by Costs:	3	5	25	25
Human Resources LoB	Planning:	\$4.785	\$4.074	\$4.469	\$3.814
	Acquisition:	\$0.000	\$0.000	\$0.000	\$0.000
	Subtotal Planning and Acquisition:	\$4.785	\$4.074	\$4.469	\$3.814
	Operations & Maintenance:	\$0.000	\$0.000	\$0.000	\$0.000
	TOTAL	\$4.785	\$4.074	\$4.469	\$3.814
	Government FTE Costs:	\$1.000	\$0.934	\$0.967	\$1.547
	# of FTE represented by Costs:	6	6	6	10

NOTE: Highlighted data is per budgetary materials sent by agencies to OMB. Other data is as reported by agencies in publicly available FY08 exhibit 300s unless otherwise noted.

*Data per SAFECOM BY06 exhibit 300 submitted to OMB

Attachment M
E-Gov Initiatives and Lines of Business Funding History
as previously reported to the House Appropriations Committee, Surveys and Investigations

\$ in millions

Initiative	Budgetary Resources	PY-1 &			
		Earlier	PY 2006	CY 2007	BY 2008
IT Infrastructure LoB	Planning:	\$0.000	\$0.000	\$432.980	\$396.190
	Acquisition:	\$0.000	\$0.000	\$2,456.000	\$2,412.000
	Subtotal Planning and Acquisition:	\$0.000	\$0.000	\$2,888.980	\$2,808.190
	Operations & Maintenance:	\$0.000	\$0.000	\$14,517.020	\$14,550.000
	TOTAL	\$0.000	\$0.000	\$17,406.000	\$17,358.190
	Government FTE Costs:	\$0.000	\$0.000	\$3.821	\$3.810
# of FTE represented by Costs:	0	0	31,842	31,750	
E-Travel	Planning:	\$24.283	\$8.837	\$8.009	\$0.000
	Acquisition:	\$0.000	\$0.000	\$0.000	\$0.000
	Subtotal Planning and Acquisition:	\$24.283	\$8.837	\$8.009	\$0.000
	Operations & Maintenance:	\$0.000	\$0.000	\$0.000	\$7.536
	TOTAL	\$24.283	\$8.837	\$8.009	\$7.536
	Government FTE Costs:	\$1.556	\$1.063	\$0.647	\$0.804
# of FTE represented by Costs:	10	9	5	5	
GovBenefits.gov	Planning:	\$0.842	\$0.000	\$0.000	\$0.000
	Acquisition:	\$2.714	\$0.000	\$0.000	\$0.000
	Subtotal Planning and Acquisition:	\$3.556	\$0.000	\$0.000	\$0.000
	Operations & Maintenance:	\$27.203	\$4.321	\$4.318	\$4.298
	TOTAL	\$30.759	\$4.321	\$4.318	\$4.298
	Government FTE Costs:	\$1.096	\$0.179	\$0.182	\$0.185
# of FTE represented by Costs:	4	1	1	1	
IRS Free File	[Not available - has always been included as component of larger Treasury investment (Modernized e-File)]				
Recreation One- Stop	Planning:	\$0.400	\$0.100	\$0.000	\$0.000
	Acquisition:	\$0.000	\$0.000	\$0.000	\$0.000
	Subtotal Planning and Acquisition:	\$0.400	\$0.100	\$0.000	\$0.000
	Operations & Maintenance:	\$0.200	\$0.050	\$0.150	\$0.150
	TOTAL	\$0.600	\$0.150	\$0.150	\$0.150
	Government FTE Costs:	\$0.600	\$0.150	\$0.150	\$0.150
# of FTE represented by Costs:	4	1	1	1	
USA Services	Planning:	\$0.000	\$0.000	\$0.000	\$0.000
	Acquisition:	\$0.000	\$0.000	\$0.000	\$0.000
	Subtotal Planning and Acquisition:	\$0.000	\$0.000	\$0.000	\$0.000
	Operations & Maintenance:	\$10.089	\$10.090	\$10.356	\$10.579
	TOTAL	\$10.089	\$10.090	\$10.356	\$10.579
	Government FTE Costs:	\$1.363	\$1.693	\$1.905	\$1.996
# of FTE represented by Costs:	15	15	15	15	
Expanding Electronic Tax Products For Businesses	[Not available - has always been included as component of larger Treasury investment (Modernized e-File)]				
Federal Asset Sales	Planning:	\$12.789	\$0.000	\$30.065	\$26.229
	Acquisition:	\$0.000	\$1.797	\$1.144	\$0.000
	Subtotal Planning and Acquisition:	\$12.789	\$1.797	\$31.209	\$26.229
	Operations & Maintenance:	\$0.000	\$0.000	\$7.093	\$6.517
	TOTAL	\$12.789	\$1.797	\$38.302	\$32.746
	Government FTE Costs:	Not Provided	\$0.619	\$12.257	\$12.505
# of FTE represented by Costs:	20	3	142	145	
International Trade Process Streamlining	Planning:	\$0.290	\$0.000	\$0.000	\$0.000
	Acquisition:	\$1.895	\$0.000	\$0.000	\$0.000
	Subtotal Planning and Acquisition:	\$2.185	\$0.000	\$0.000	\$0.000
	Operations & Maintenance:	\$0.900	\$0.520	\$0.520	\$0.520
	TOTAL	\$3.085	\$0.520	\$0.520	\$0.520
	Government FTE Costs:	\$0.800	\$0.210	\$0.220	\$0.230
# of FTE represented by Costs:	8	2	2	2	
Consolidated Health Informatics	[Not available - included as component of FHA LoB exhibit 300]				

NOTE: Highlighted data is per budgetary materials sent by agencies to OMB. Other data is as reported by agencies in publicly available FY08 exhibit 300s unless otherwise noted.

*Data per SAFECOM BY06 exhibit 300 submitted to OMB

Attachment M
E-Gov Initiatives and Lines of Business Funding History
as previously reported to the House Appropriations Committee, Surveys and Investigations

\$ in millions

Initiative	Budgetary Resources	PY-1 &			
		Earlier	PY 2006	CY 2007	BY 2008
Disaster Management	Planning:	\$8.025	\$0.708	\$0.711	\$0.329
	Acquisition:	\$1.894	\$0.969	\$0.976	\$0.657
	Subtotal Planning and Acquisition:	\$9.919	\$1.677	\$1.687	\$0.986
	Operations & Maintenance:	\$27.458	\$10.543	\$10.533	\$11.468
	TOTAL	\$37.377	\$12.220	\$12.220	\$12.454
	Government FTE Costs:	\$0.600	\$0.050	\$0.050	\$0.050
	# of FTE represented by Costs:	Not Provided	50	50	50
E-Vital	Planning:	\$1.000	\$0.000	\$0.000	\$0.000
	Acquisition:	\$2.566	\$0.454	\$0.061	\$0.001
	Subtotal Planning and Acquisition:	\$3.566	\$0.454	\$0.061	\$0.001
	Operations & Maintenance:	\$0.713	\$0.113	\$0.060	\$0.001
	TOTAL	\$4.279	\$0.567	\$0.121	\$0.002
	Government FTE Costs:	\$1.583	\$0.673	\$0.445	\$1.188
	# of FTE represented by Costs:	16	7	4	10
Geospatial One-Stop	Planning:	\$7.240	\$0.000	\$0.000	\$0.000
	Acquisition:	\$2.355	\$0.050	\$0.050	\$0.050
	Subtotal Planning and Acquisition:	\$9.595	\$0.050	\$0.050	\$0.050
	Operations & Maintenance:	\$23.890	\$5.835	\$3.210	\$3.210
	TOTAL	\$33.485	\$5.885	\$3.260	\$3.260
	Government FTE Costs:	Not Provided	\$0.300	\$0.300	\$0.300
	# of FTE represented by Costs:	Not Provided	2	2	2
SAFECOM*	Planning:	\$78.170	\$0.000	[Not available - became statutorily required program]	
	Acquisition:	\$0.000	\$0.000		
	Subtotal Planning and Acquisition:	\$78.170	\$0.000		
	Operations & Maintenance:	\$0.000	\$33.770		
	TOTAL	\$78.170	\$33.770		
	Government FTE Costs:	[Not available in prior year's exhibit 300]			
	# of FTE represented by Costs:				
E-Clearance	[Not available - initiative is reported as component of three OPM exhibit 300's: eQIP, PIPS, and HR LoB]				
EHRI	Planning:	\$12.149	\$4.540	\$0.000	\$0.000
	Acquisition:	\$39.170	\$22.150	\$38.078	\$30.034
	Subtotal Planning and Acquisition:	\$51.319	\$26.690	\$38.078	\$30.034
	Operations & Maintenance:	\$5.514	\$3.610	\$15.246	\$18.706
	TOTAL	\$56.833	\$30.300	\$53.324	\$48.740
	Government FTE Costs:	\$1.900	\$0.996	\$0.998	\$1.038
	# of FTE represented by Costs:	7	7	7	7
E-Payroll	[Not available - included as component of HR LoB Exhibit 300]				
E-Records Management	[Not available - initiative is reported as component of multiple NARA records management programs]				
E-Training	[Not available - included as component of HR LoB Exhibit 300]				
Recruitment One-Stop (USAJobs)	Planning:	\$0.000	\$0.000	\$0.000	\$0.000
	Acquisition:	\$0.000	\$0.000	\$0.000	\$0.000
	Subtotal Planning and Acquisition:	\$0.000	\$0.000	\$0.000	\$0.000
	Operations & Maintenance:	\$6.900	\$6.009	\$6.017	\$6.274
	TOTAL	\$6.900	\$6.009	\$6.017	\$6.274
	Government FTE Costs:	\$1.917	\$2.001	\$2.236	\$2.242
	# of FTE represented by Costs:	8	8	9	9

NOTE: Highlighted data is per budgetary materials sent by agencies to OMB. Other data is as reported by agencies in publicly available FY08 exhibit 300s unless otherwise noted.

*Data per SAFECOM BY06 exhibit 300 submitted to OMB

Attachment M
E-Gov Initiatives and Lines of Business Funding History
as previously reported to the House Appropriations Committee, Surveys and Investigations

\$ in millions

Initiative	Budgetary Resources	PY-1 &			
		Earlier	PY 2006	CY 2007	BY 2008
E-Authentication	Planning:	\$28.441	\$0.000	\$0.000	\$0.000
	Acquisition:	\$0.000	\$0.222	\$0.505	\$0.198
	Subtotal Planning and Acquisition:	\$28.441	\$0.222	\$0.505	\$0.198
	Operations & Maintenance:	\$35.894	\$10.043	\$7.813	\$2.882
	TOTAL	\$64.335	\$10.264	\$8.318	\$3.080
	Government FTE Costs:	\$1.618	\$1.401	\$1.072	\$0.698
	# of FTE represented by Costs:	14	10	5	3
Case Management LoB	[Not available - no Exhibit 300 submitted; primary architecture maintained by CM LoB are from LCMS and Sentinel both of which have exhibit 300's]				
Federal Health Architecture LoB	Planning:	\$0.630	\$1.430	\$1.180	\$1.050
	Acquisition:	\$2.800	\$2.730	\$5.220	\$4.650
	Subtotal Planning and Acquisition:	\$3.430	\$4.160	\$6.400	\$5.700
	Operations & Maintenance:	\$0.300	\$0.980	\$0.560	\$0.500
	TOTAL	\$3.730	\$5.140	\$6.960	\$6.200
	Government FTE Costs:	\$0.360	\$0.180	\$0.180	\$0.190
	# of FTE represented by Costs:	2	1	1	1
Information Systems Security LoB	Planning:	\$0.000	\$0.150	\$13.623	\$27.651
	Acquisition:	\$0.000	\$0.000	\$0.000	\$22.762
	Subtotal Planning and Acquisition:	\$0.000	\$0.150	\$13.623	\$50.413
	Operations & Maintenance:	\$0.000	\$0.000	\$0.000	\$0.000
	TOTAL	\$0.000	\$0.150	\$13.623	\$50.413
	Government FTE Costs:	\$0.000	\$0.050	\$3.838	\$13.526
	# of FTE represented by Costs:	0	1	27	97

NOTE: Highlighted data is per budgetary materials sent by agencies to OMB. Other data is as reported by agencies in publicly available FY08 exhibit 300s unless otherwise noted.

*Data per SAFECOM BY06 exhibit 300 submitted to OMB



**REPORT TO CONGRESS
ON THE BENEFITS
OF THE PRESIDENT'S
E-GOVERNMENT INITIATIVES**

Fiscal Year 2008