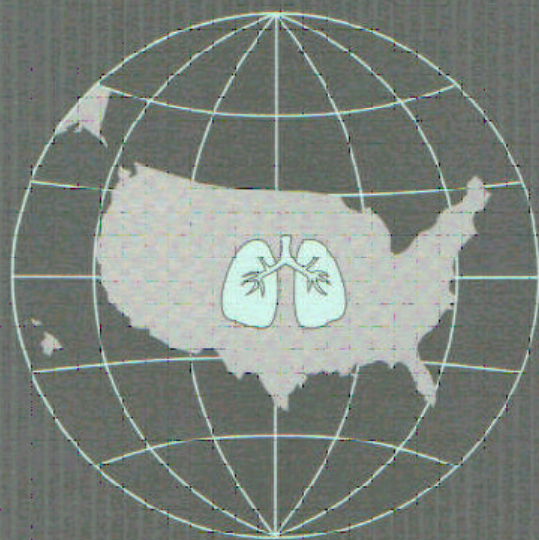


WORK-RELATED LUNG DISEASE SURVEILLANCE REPORT SUPPLEMENT 1992



U.S. DEPARTMENT OF HEALTH AND HUMAN SERVICES
Public Health Service
Centers for Disease Control
National Institute for Occupational Safety and Health

CDC
CENTERS FOR DISEASE CONTROL

**WORK-RELATED LUNG DISEASE
SURVEILLANCE REPORT
SUPPLEMENT
1992**

Division of Respiratory Disease Studies

**U.S. DEPARTMENT OF HEALTH AND HUMAN SERVICES
Public Health Service
Centers for Disease Control
National Institute for Occupational Safety and Health
September 1992**

DISCLAIMER

Mention of company names or products does not constitute endorsement by the National Institute for Occupational Safety and Health

DHHS (NIOSH) Publication No. 91-113S

Preface

This 1992 supplement to the *Work-Related Lung Disease Surveillance Report* is intended for use with the 1991 *Work-Related Lung Disease Surveillance Report*. The appendix of the 1991 report briefly describes each of the major sources of data used in both the original report and the supplement and directs the reader to additional documentation.

This supplement has two sections: Figures and Tables. Section I contains 16 figures and Section II contains 18 tables. The appendix lists states reporting industry and occupation information to NCHS, and a cross-index by subject is provided.

The 1992 supplement presents updated data for many of the figures and tables presented in the 1991 report. A detailed list of figures and a detailed list of tables provide references to the corresponding figure or table in the 1991 report.

In addition to updated data, this supplement includes data not previously presented. These data include: (1) sex, race, geographic distribution, industry and occupation from the multiple cause of death data for deaths with mention of asbestosis, malignant neoplasms of the pleura, malignant neoplasms of the peritoneum, coal workers' pneumoconiosis, silicosis, byssinosis, or hypersensitivity pneumonitis; (2) number of discharges with silicosis or asbestosis from the National Hospital Discharge Survey; and (3) reports of occupational asthma and silicosis from the Sentinel Event Notification System for Occupational Risks (SENSOR) program.

Surveillance information, including that contained in this report, derives from various sources which differ in completeness of reporting, case definitions, and populations of interest. Nevertheless, surveillance information can be of use in establishing priorities for investigation and intervention, as well as in tracking progress toward the elimination of preventable disease.

Comments and suggestions from users of the report, as well as information about the uses to which it is being put, would be appreciated and will be used to increase the utility of future editions. Comments and suggestions may be sent to:

Work-Related Lung Disease Report
Surveillance Section
Epidemiological Investigations Branch
Division of Respiratory Disease Studies
NIOSH
944 Chestnut Ridge Road
Morgantown, WV 26505

Copies of the 1991 *Work-Related Lung Disease Surveillance Report* and this 1992 supplement may be obtained by calling 1-800-35NIOSH.

Acknowledgements

This report was prepared by the staff of the Surveillance Section, Epidemiological Investigations Branch, Division of Respiratory Disease Studies, National Institute for Occupational Safety and Health. Key contributors included Rochelle B. Althouse, Steven R. Game, Karl Musgrave, Barbara A. Bonnett and Helen S. Montagliani. Gregory R. Wagner, Division Director, and Robert M. Castellan, Branch Chief, provided supervision.

Contents

Preface	iii
Acknowledgments	iv
Section I - Figures	
List of Figures	1
Mortality	
Asbestosis	2
Malignant Neoplasms of the Pleura	4
Malignant Neoplasms of the Peritoneum	6
Coal Workers' Pneumoconiosis	8
Silicosis	10
Byssinosis	12
Hypersensitivity Pneumonitis	14
Hospitalizations	16
Coal Workers' Pneumoconiosis	
Asbestosis	
Silicosis	

Section II - Tables

List of Tables	18
Mortality	20
Asbestosis	
Malignant Neoplasms of the Pleura	
Malignant Neoplasms of the Peritoneum	
Coal Workers' Pneumoconiosis	
Silicosis	
Byssinosis	
Hypersensitivity Pneumonitis	
Coal Workers' X-ray Surveillance Program	22
Occupational Illnesses	22
Dust Diseases of the Lungs	25
Dust Exposure Data	27
Compensation	29
Hospitalizations	30
Coal Workers' Pneumoconiosis	
Asbestosis	
Silicosis	
Addendum	
Sentinel Event Notification System for Occupational Risks (SENSOR)	31
Occupational Asthma	
Silicosis	
Appendix	36
Cross-Index	37

Figures

Figure 1 Page 2

(See 1991 report Figure 1)

Multiple cause of death listings with any mention of asbestosis, U.S. residents age 15 and over, 1968 to 1988

Figure 2 Page 3

(See 1991 report Figure 1)

Multiple cause of death listings with any mention of asbestosis, U.S. residents age 15 and over, 1988

Figure 3 Page 4

(See 1991 report Figure 2)

Multiple cause of death listings with any mention of malignant neoplasms of the pleura, U.S. residents age 15 and over, 1968 to 1988

Figure 4 Page 5

(See 1991 report Figure 2)

Multiple cause of death listings with any mention of malignant neoplasms of the pleura, U.S. residents age 15 and over, 1988

Figure 5 Page 6

(See 1991 report Figure 3)

Multiple cause of death listings with any mention of malignant neoplasms of the peritoneum, U.S. residents age 15 and over, 1968 to 1988

Figure 6 Page 7

(See 1991 report Figure 3)

Multiple cause of death listings with any mention of malignant neoplasms of the peritoneum, U.S. residents age 15 and over, 1988

Figure 7 Page 8

(See 1991 report Figure 6)

Multiple cause of death listings with any mention of coal workers' pneumoconiosis, U.S. residents age 15 and over, 1968 to 1988

Figure 8 Page 9

(See 1991 report Figure 6)

Multiple cause of death listings with any mention of coal workers' pneumoconiosis, U.S. residents age 15 and over, 1988

Figure 9 Page 10

(See 1991 report Figure 11)

Multiple cause of death listings with any mention of silicosis, U.S. residents age 15 and over, 1968 to 1988

Figure 10 Page 11

(See 1991 report Figure 11)

Multiple cause of death listings with any mention of silicosis, U.S. residents age 15 and over, 1988

Figure 11 Page 12

(See 1991 report Figure 17)

Multiple cause of death listings with any mention of byssinosis, U.S. residents age 15 and over, 1979 to 1988

Figure 12 Page 13

(See 1991 report Figure 17)

Multiple cause of death listings with any mention of byssinosis, U.S. residents age 15 and over, 1988

Figure 13 Page 14

(See 1991 report Figure 18)

Multiple cause of death listings with any mention of hypersensitivity pneumonitis, U.S. residents age 15 and over, 1979 to 1988

Figure 14 Page 15

(See 1991 report Figure 18)

Multiple cause of death listings with any mention of hypersensitivity pneumonitis, U.S. residents age 15 and over, 1988

Figure 15 Page 16

(See 1991 report Figure 9)

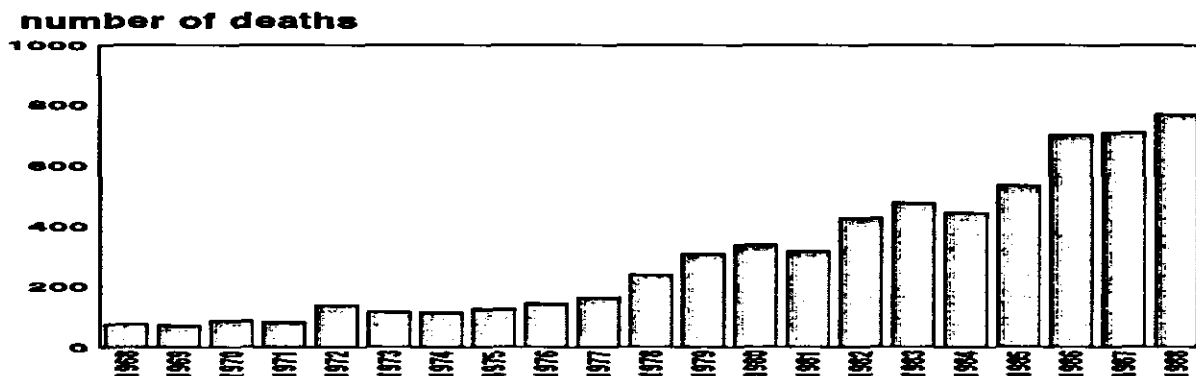
Number of discharges with mention of asbestosis, coal workers' pneumoconiosis, or silicosis from short-stay non-Federal hospitals, 1970 to 1989

Figure 16 Page 17

(Not included in 1991 report)

Medicare hospitalizations with mention of asbestosis, coal workers' pneumoconiosis, or silicosis, 1984 to 1989

Figure 1. Multiple Cause of Death Listings With Any Mention of *Asbestosis*, U.S. Residents Age 15 and Over, 1968 to 1988



Geographic Distribution



Industries Most Frequently Recorded

SIC	Industry	# Deaths
60	Construction	160
360	Ship and Boat Building and Repairing	59
392	Not Specified Manufacturing Industries	17
400	Railroads	15

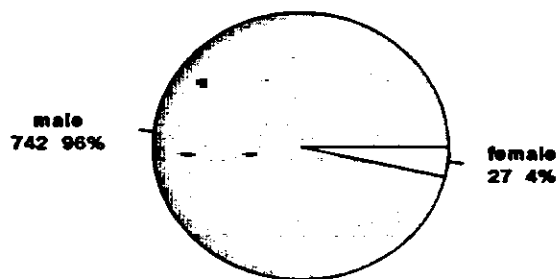
Occupations Most Frequently Recorded

SOC	Occupation	# Deaths
593	Insulation Workers	55
585	Plumbers, Pipefitters, and Steamfitters	52
19	Managers and Administrators	21
869	Construction Laborers	20

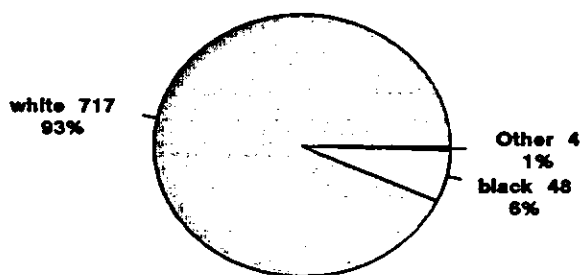
Note: Industry and Occupation Reporting Began in 1985. See Appendix for States Reporting.
Source: NCHS Multiple Cause of Death Tapes

Figure 2. Multiple Cause of Death Listings With Any Mention of *Asbestosis*, U.S. Residents Age 15 and Over, 1988

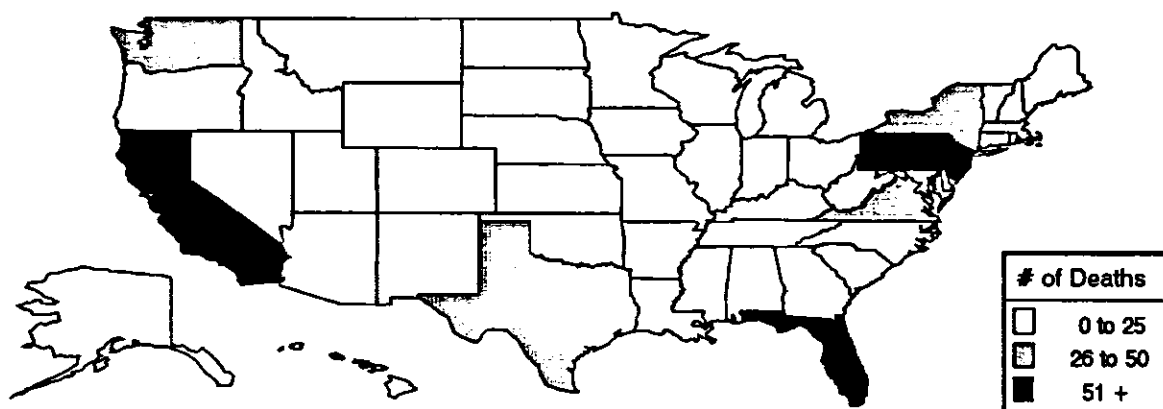
Distribution by Sex



Distribution by Race



Geographic Distribution



Industries Most Frequently Recorded

SIC	Industry	# Deaths
60	Construction	57
360	Ship and Boat Building and Repairing	21
392	Not Specified Manufacturing Industries	11
192	Industrial and Miscellaneous Chemicals	10

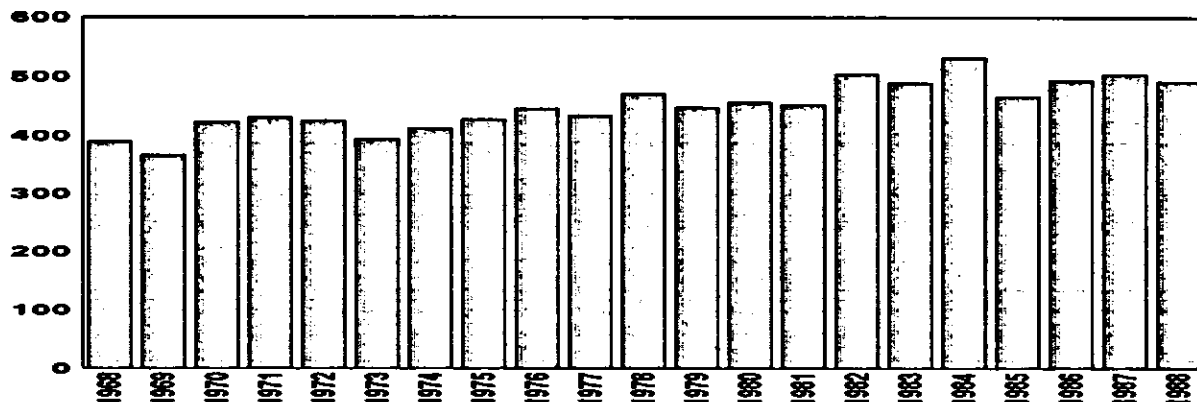
Occupations Most Frequently Recorded

SOC	Occupation	# Deaths
585	Plumbers, Pipefitters, and Steamfitters	19
593	Insulation Workers	15
575	Electricians	11
19	Managers and Administrators	11

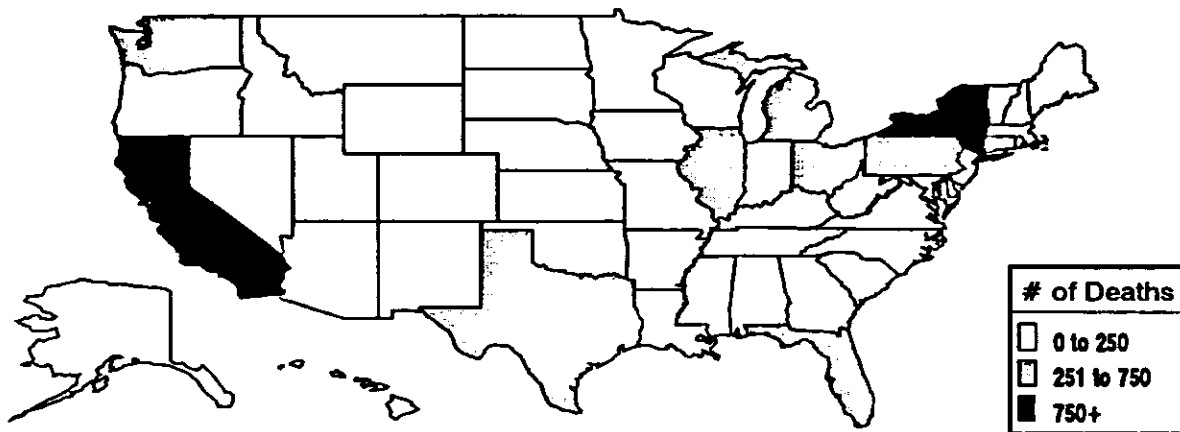
Note: 22 States Reported Industry and Occupation in 1988. See Appendix for States Reporting.
Source: NCHS Multiple Cause of Death Tapes

Figure 3. Multiple Cause of Death Listings With Any Mention of *Malignant Neoplasms of the Pleura*, U.S. Residents Age 15 and Over, 1968 to 1988

number of deaths



Geographic Distribution



Industries Most Frequently Recorded

SC	Industry	# Deaths
961	Homemaker, Student, Unemployed, Volunteer	71
60	Construction	67
400	Transportation, Railroads	14
831	Hospitals	12

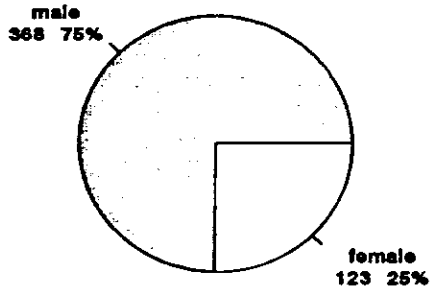
Occupations Most Frequently Recorded

SOC	Occupation	# Deaths
914	Homemaker	67
19	Managers and Administrators	29
243	Supervisors and Proprietors, Sales Occup.	16
585	Plumbers, Pipefitters, and Steamfitters	14

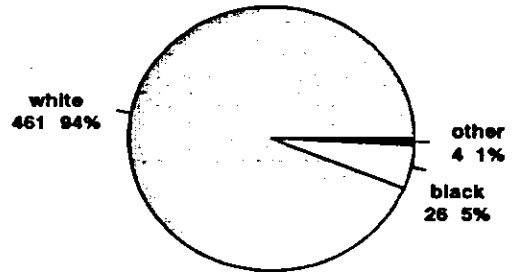
Note: Industry and Occupation Reporting Began in 1985. See Appendix for States Reporting.
Source: NCHS Multiple Cause of Death Tapes

Figure 4. Multiple Cause of Death Listings With Any Mention of *Malignant Neoplasms of the Pleura*, U.S. Residents Age 15 and Over, 1988

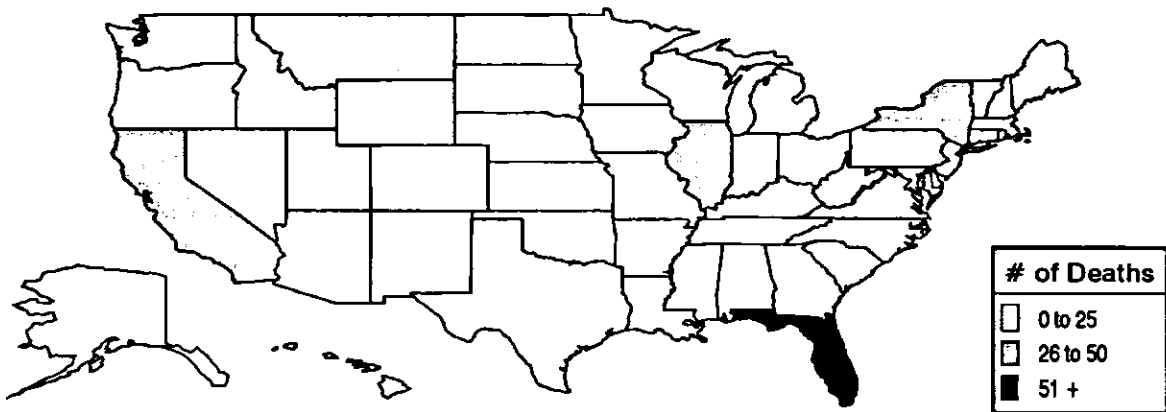
Distribution by Sex



Distribution by Race



Geographic Distribution



Industries Most Frequently Recorded

SIC	Industry	# Deaths
60	Construction	29
961	Homemaker, Student, Unemployed, Volunteer	22
400	Railroads	6
360	Ship and Boat Building and Repairing	5

Occupations Most Frequently Recorded

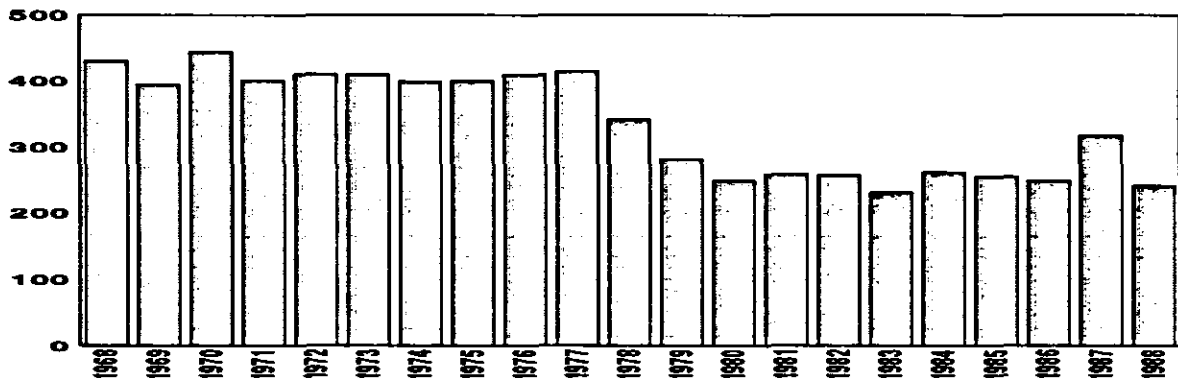
SOC	Occupation	# Deaths
914	Homemaker	21
19	Managers and Administrators	7
243	Supervisors and Proprietors, Sales Occup.	7
473	Farmers, Except Horticultural	7

Note: 22 States Reported Industry and Occupation in 1988. See Appendix for States Reporting.

Source: NCHS Multiple Cause of Death Tapes

Figure 5. Multiple Cause of Death Listings With Any Mention of *Malignant Neoplasms of the Peritoneum*, U.S. Residents Age 15 and Over, 1968 to 1988

number of deaths



Geographic Distribution



Industries Most Frequently Recorded

SIC	Industry	# Deaths
961	Homemaker, Student, Unemployed, Volunteer	72
60	Construction	19
842	Elementary and Secondary Schools	15
10	Agricultural Production, Crops	9

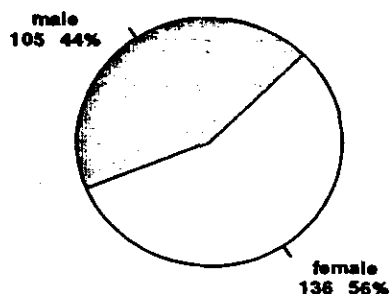
Occupations Most Frequently Recorded

SOC	Occupation	# Deaths
914	Homemaker	70
473	Farmers, Except Horticultural	11
19	Managers and Administrators	10
156	Teachers, Elementary Schools	9

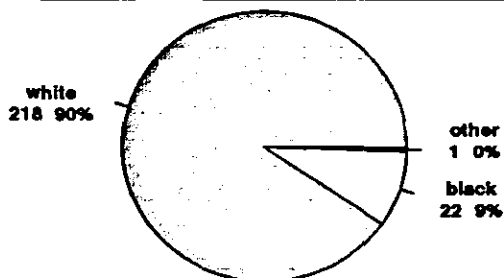
Note: Industry and Occupation Reporting Began in 1985. See Appendix for States Reporting.
Source: NCHS Multiple Cause of Death Tapes

Figure 6. Multiple Cause of Death Listings With Any Mention of *Malignant Neoplasms of the Peritoneum*, U.S. Residents Age 15 and Over, 1988

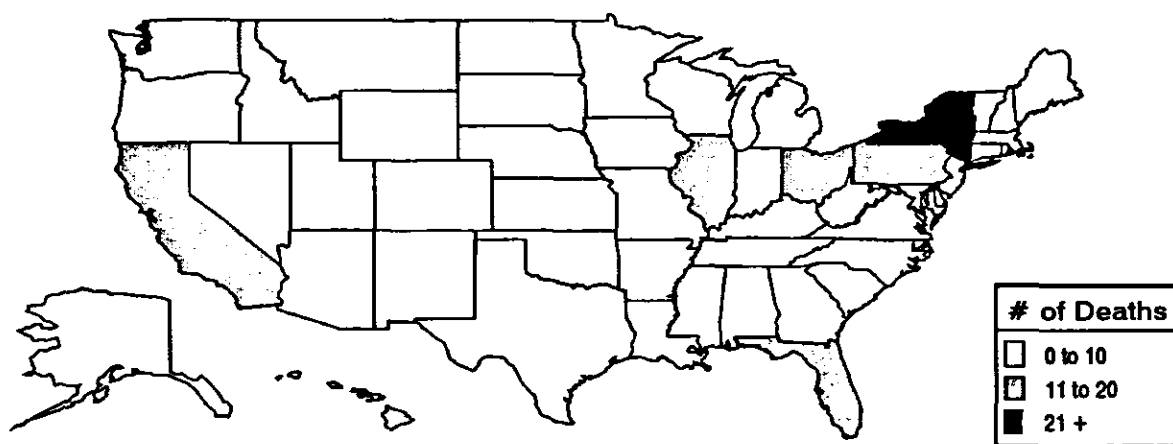
Distribution by Sex



Distribution by Race



Geographic Distribution



Industries Most Frequently Recorded

SIC	Industry	# Deaths
961	Homemaker, Student, Unemployed, Volunteer	18
60	Construction	7
842	Elementary and Secondary Schools	4
10	Agricultural Production, Crops	3

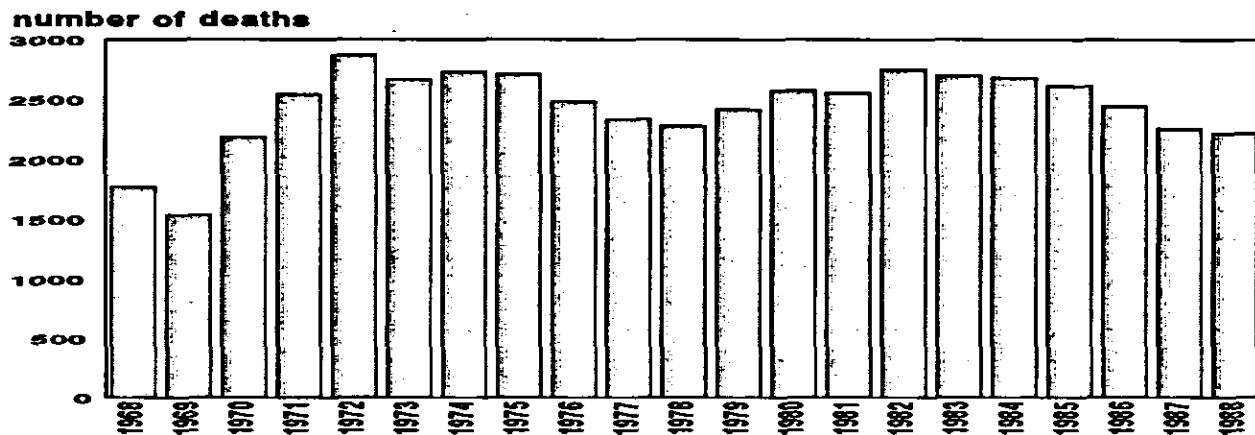
Occupations Most Frequently Recorded

SOC	Occupation	# Deaths
914	Homemaker	18
19	Managers and Administrators	4
156	Teachers, Elementary Schools	3
473	Farmers, Except Horticultural	3

Note: 22 States Reported Industry and Occupation in 1988. See Appendix for States Reporting.

Source: NCHS Multiple Cause of Death Data Tapes

Figure 7. Multiple Cause of Death Listings With Any Mention of *Coal Workers' Pneumoconiosis*, U.S. Residents Age 15 and Over, 1968 to 1988



Geographic Distribution



Industries Most Frequently Recorded

SIC	Industry	# Deaths
41	Coal Mining	1406
60	Construction	59
270	Blast Furnaces, Steelworks, Rolling and Finishing Mills	25
392	Not Specific Manufacturing Industries	23

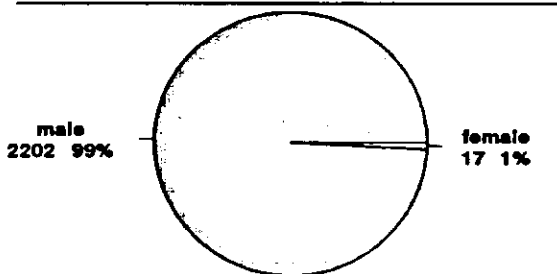
Occupations Most Frequently Recorded

SOC	Occupation	# Deaths
616	Mining Machine Operators	1340
889	Laborers, Except Construction	53
19	Managers and Administrators	22
473	Farmers, Except Horticultural	22

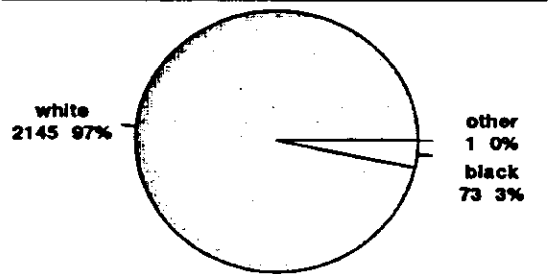
Note: Industry and Occupation Reporting Began in 1985. See Appendix for States Reporting.
Source: NCHS Multiple Cause of Death Tapes

Figure 8. Multiple Cause of Death Listings With Any Mention of **Coal Workers' Pneumoconiosis**, U.S. Residents Age 15 and Over, 1988

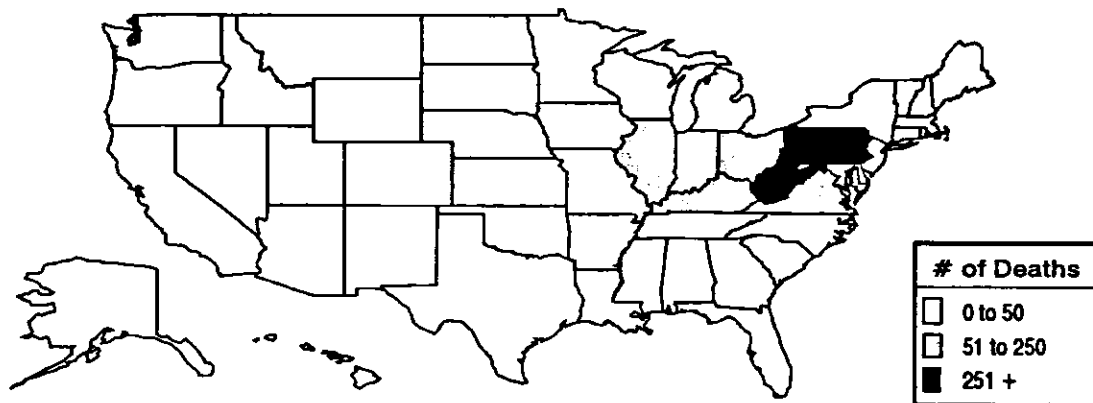
Distribution by Sex



Distribution by Race



Geographic Distribution



Industries Most Frequently Recorded

SIC	Industry	# Deaths
41	Coal Mining	528
392	Not Specified Manufacturing Industries	13
60	Construction	12
270	Blast Furnaces, Steelworks, Rolling and Finishing Mills	11

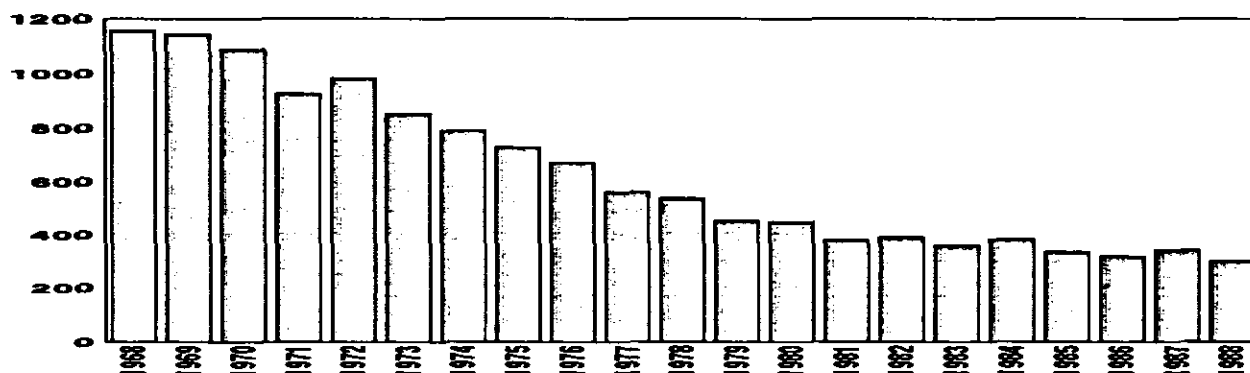
Occupations Most Frequently Recorded

SOC	Occupation	# Deaths
616	Mining Machine Operators	501
889	Laborers, Except Construction	19
779	Machine Operators, Not Specified	8
19	Managers and Administrators	7

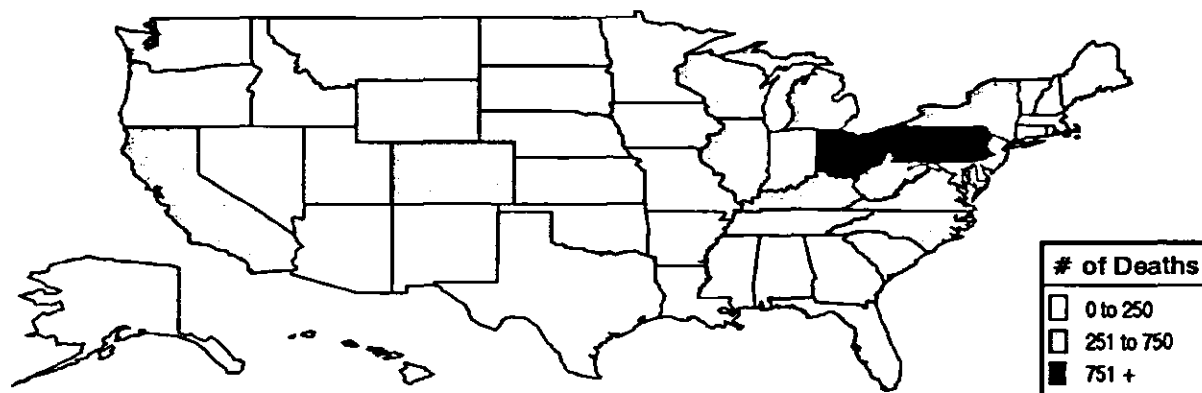
Note: 22 States Reported Industry and Occupation in 1988. See Appendix for States Reporting.
Source: NCHS Multiple Cause of Death Data Tapes

Figure 9. Multiple Cause of Death Listings With Any Mention of *Silicosis*, U.S. Residents Age 15 and Over, 1968 to 1988

number of deaths



Geographic Distribution



Industries Most Frequently Recorded

SIC	Industry	# Deaths
60	Construction	51
270	Blast Furnaces, Steelworks, Rolling and Finishing Mills	31
271	Iron and Steel Foundries	30
262	Miscellaneous Nonmetallic Mineral and Stone Products	29

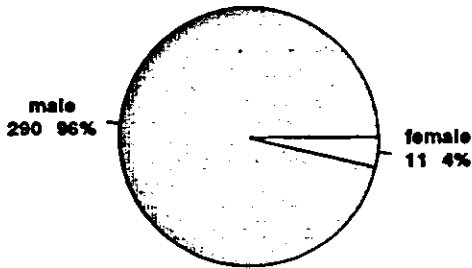
Occupations Most Frequently Recorded

SOC	Occupation	# Deaths
889	Laborers, Except Construction	63
616	Mining Machine Operators	50
473	Farmers, Except Horticultural	20
19	Managers and Administrators	16

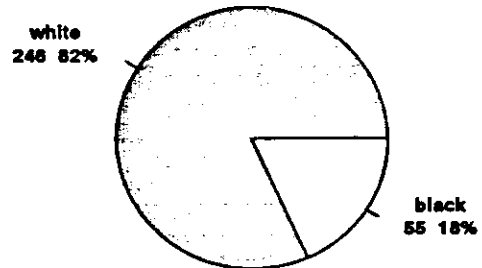
Note: Industry and Occupation Reporting Began in 1985. See Appendix for States Reporting.
Source: NCHS Multiple Cause of Death Tapes

Figure 10. Multiple Cause of Death Listings With Any Mention of *Silicosis*, U.S. Residents Age 15 and Over, 1988

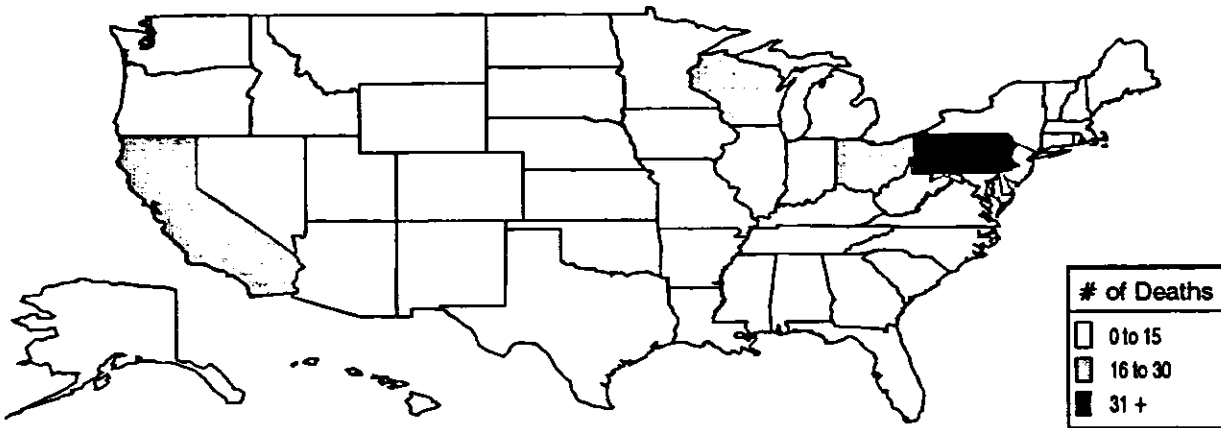
Distribution by Sex



Distribution by Race



Geographic Distribution



Industries Most Frequently Recorded

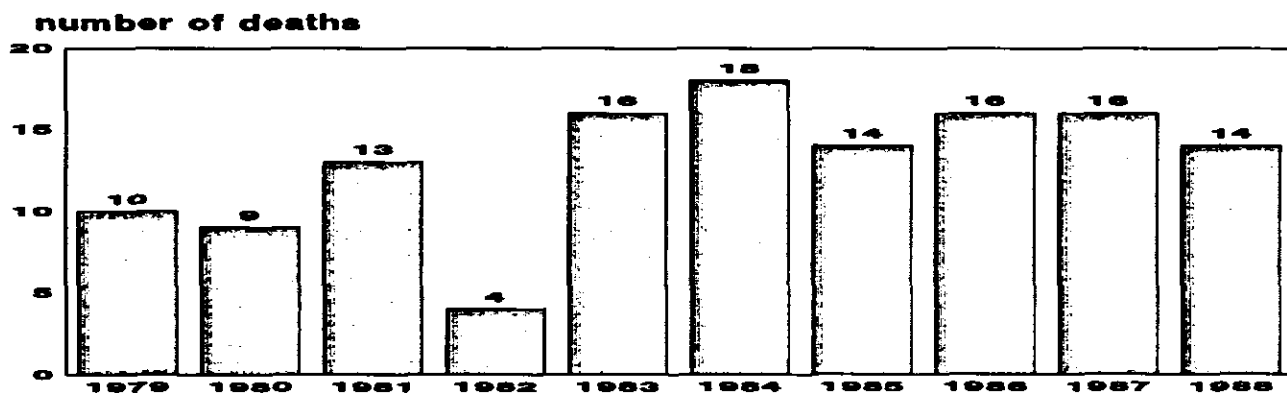
SIC	Industry	# Deaths
60	Construction	13
262	Miscellaneous Nonmetallic Mineral and Stone Products	11
40	Metal Mining	9
270	Blast Furnaces, Steelworks, Rolling and Finishing Mills	9

Occupations Most Frequently Recorded

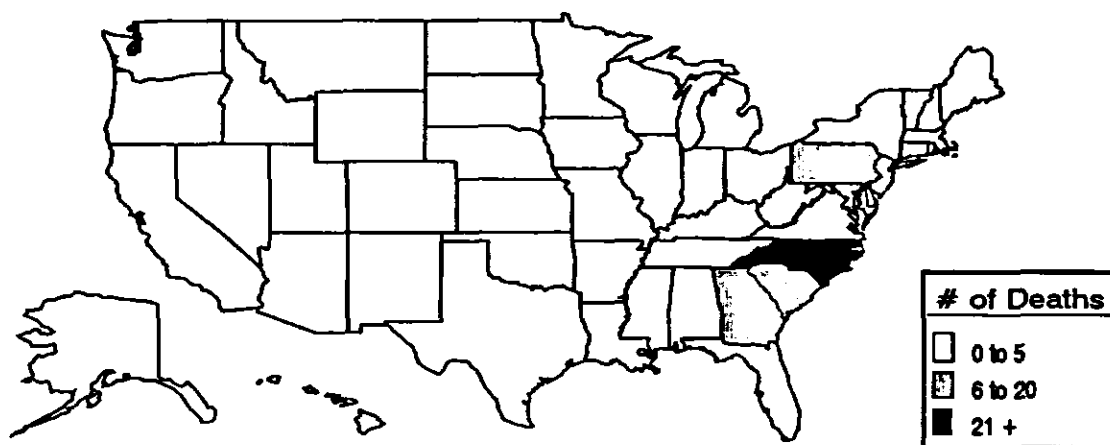
SOC	Occupation	# Deaths
889	Laborers, Except Construction	17
616	Mining Machine Operators	11
473	Farmers, Except Horticultural	9
19	Managers and Administrators	5

Note: 22 States Reported Industry and Occupation in 1988. See Appendix for States Reporting.
Source: NCHS Multiple Cause of Death Tapes.

Figure 11. Multiple Cause of Death Listings With Any Mention of *Byssinosis*, U.S. Residents Age 15 and Over, 1979 to 1988



Geographic Distribution



Industries Most Frequently Recorded

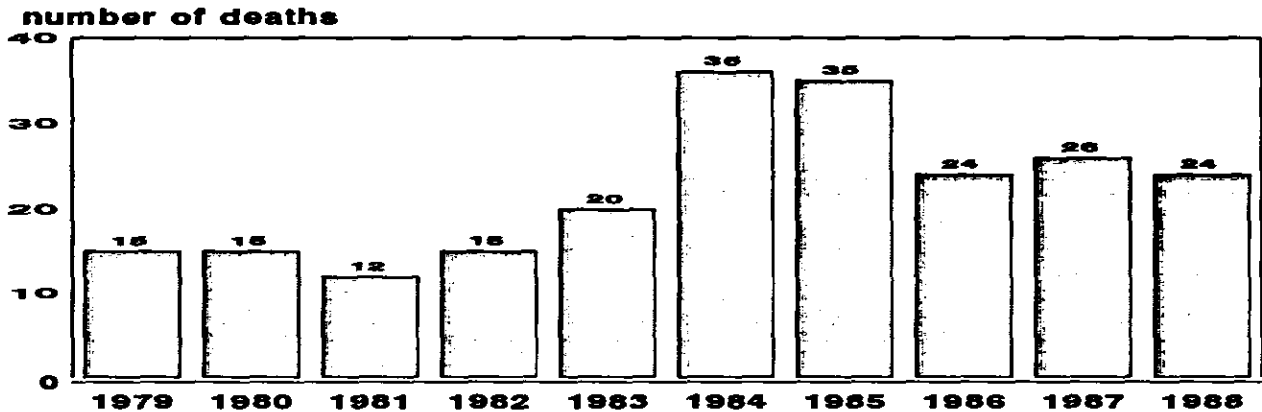
SIC	Industry	# Deaths
142	Yard, Thread, and Fabric Mills	23
961	Homemaker, Student, Unemployed, Volunteer	2
11	Agricultural Production, Livestock	1
50	Nonmetallic Mining and Quarrying, Except Fuel	1

Occupations Most Frequently Recorded

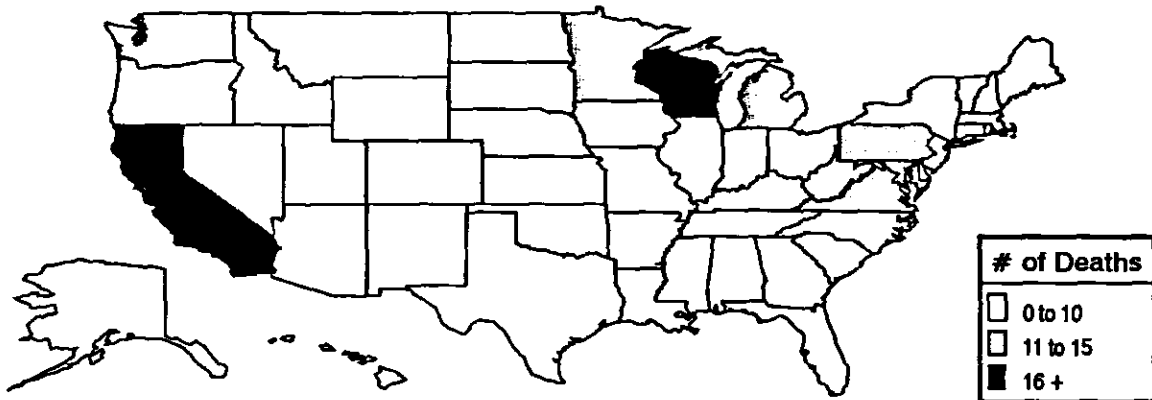
SOC	Occupation	# Deaths
749	Miscellaneous Textile Machine Operators	10
738	Winding and Twisting Machine Operators	2
779	Machine Operators, Not Specific	2
914	Homemaker	2

Note: Industry and Occupation Reporting Began in 1985. See Appendix for States Reporting.
Source: NCHS Multiple Cause of Death Tapes

Figure 13. Multiple Cause of Death Listings With Any Mention of *Hypersensitivity Pneumonitis*, U.S. Residents Age 15 and Over, 1979 to 1988



Geographic Distribution



Industries Most Frequently Recorded

SIC	Industry	# Deaths
11	Agricultural Production, Livestock	13
10	Agricultural Production, Crops	11
961	Homemaker, Student, Unemployed, Volunteer	6
150	Miscellaneous Textile Mill Products	1

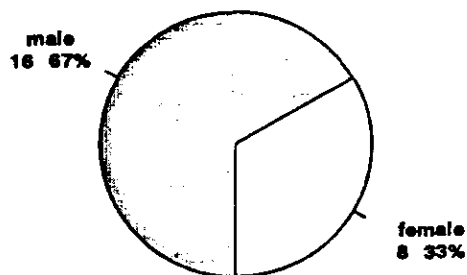
Occupations Most Frequently Recorded

SOC	Occupation	# Deaths
473	Farmers, Except Horticultural	23
914	Homemaker	6
235	Technicians	1
487	Animal Caretakers, Except Farm	1

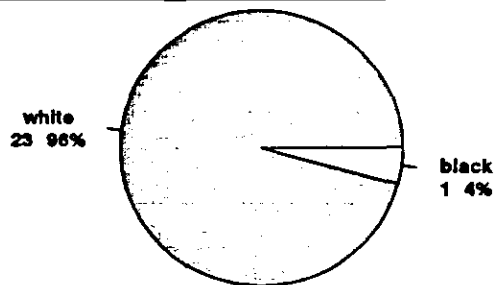
Note: Industry and Occupation Reporting Began in 1985. See Appendix for States Reporting.
Source: NCHS Multiple Cause of Death Tapes

Figure 14. Multiple Cause of Death Listings With Any Mention of *Hypersensitivity Pneumonitis*, U.S. Residents Age 15 and Over, 1988

Distribution by Sex



Distribution by Race



Geographic Distribution



Industries Most Frequently Recorded

SIC	Industry	# Deaths
11	Agricultural Production, Livestock	5
10	Agricultural Production, Crops	2
441	Telephone (Wire and Radio)	1

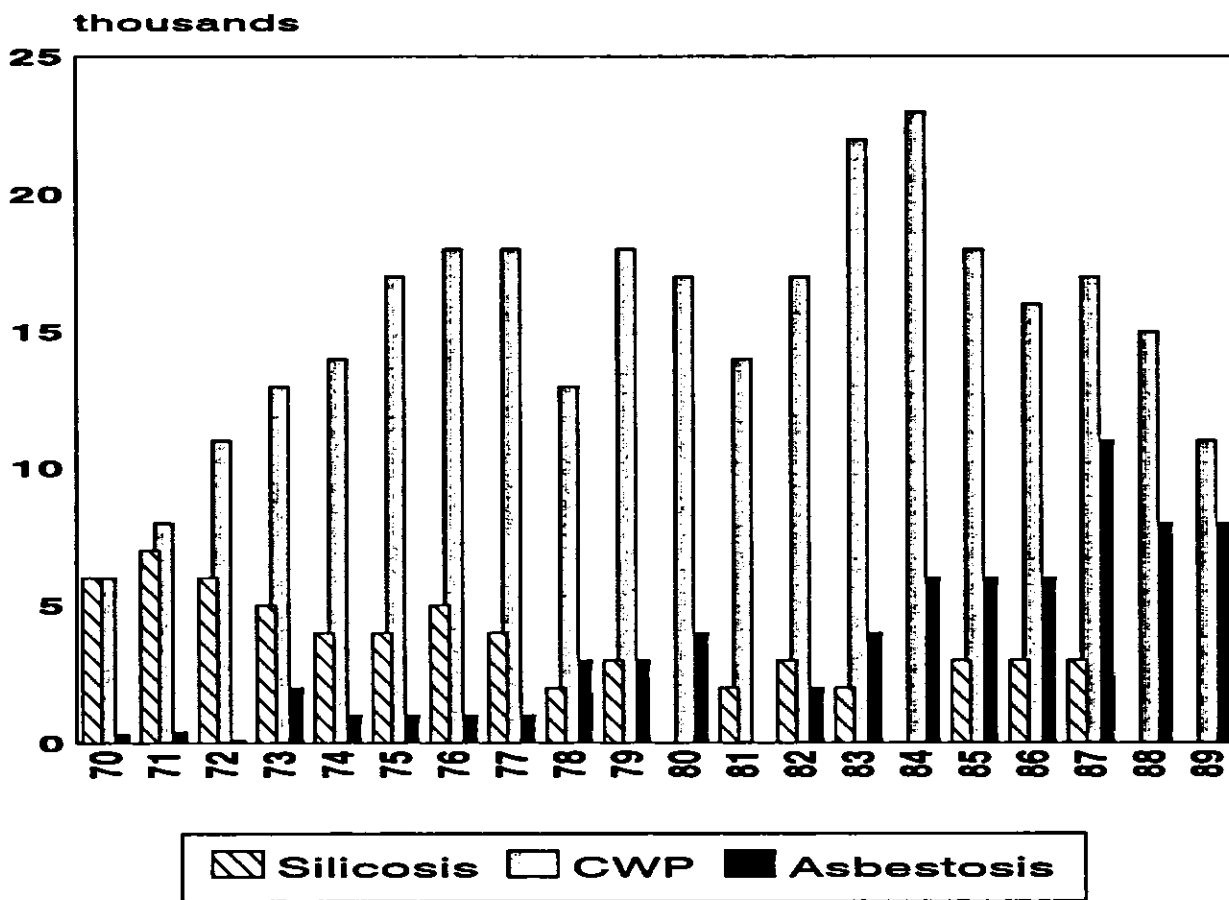
Occupations Most Frequently Recorded

SOC	Occupation	# Deaths
473	Farmers, Except Horticultural	7
235	Technicians	1

Note: 22 States Reported Industry and Occupation in 1988. See Appendix for States Reporting.

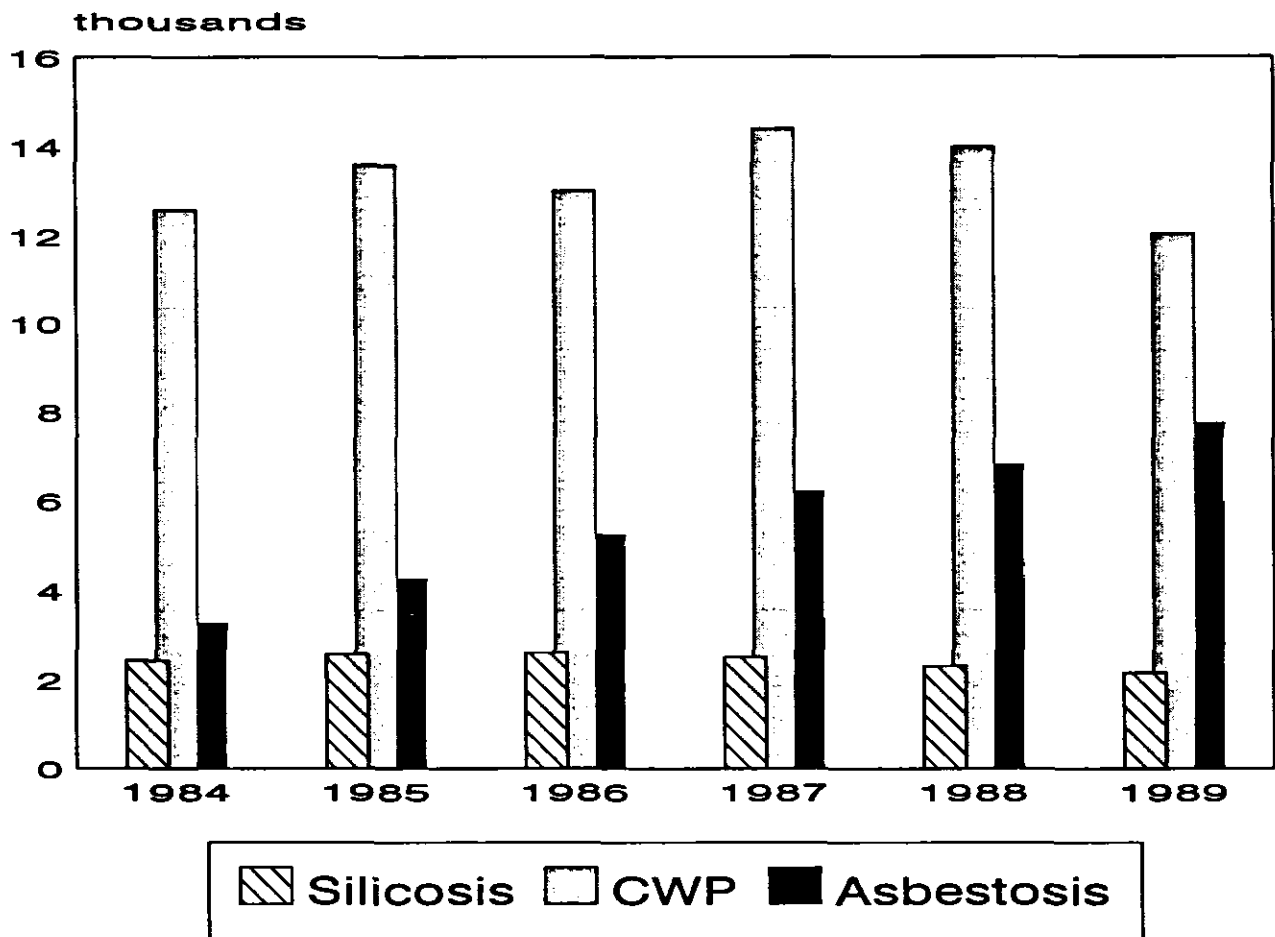
Source: NCHS Multiple Cause of Death Data Tapes

Figure 15. Number of Discharges With Mention of **Asbestosis, CWP, or Silicosis** From Short-stay non-Federal Hospitals, 1970 to 1989



Note: See Table 18 For Data
 Source: National Center For Health Statistics

Figure 16. Medicare Hospitalizations With Mention of *Asbestosis, CWP, or Silicosis*, 1984 to 1989



Note: See 1991 Report for Data

Source: Medicare Provider and Analysis and Review, HCFA