

# TITLE V

## Snapshots of the States Maternal and Child Health

**FY 2007 Annual Report Data**

Welcome to the PDF version of the Title V State Snapshots.

This document contains a quick overview of the Maternal and Child Health (MCH) programs of the 59 States and jurisdictions that receive funding from the Title V Maternal and Child Health Services Block Grant, based on the data that the States submitted in the Title V Information System. This version of the State Snapshots is based on data reported for the fiscal year 2007 annual report.

Each snapshot presents basic information about the State, such as the MCH program description, population, number of live births, Maternal and Child Health Bureau (MCHB) partnership funding, hotline data, and contact information for the MCH and Children with Special Health Care Needs directors. Additionally, breakdowns of the expenditures by population served, source of funds and category of service are shown as graphics. The 2007 results and 2012 goals for the national outcome and performance measures, as well as the State performance measures, are displayed. Finally, a list of MCHB discretionary grants awarded to both public and private organizations in the State are listed, which demonstrates the extent of MCHB funding in helping to address the health issues of maternal and child health populations.

I hope you will find this to be an informative and useful tool in understanding the health issues facing mothers and children and the programs that are in place within each State to address them.

Cassie B. Lauver, A.C.S.W.  
Director, Division of State and Community Health  
Maternal and Child Health Bureau

## **Data Sources**

Unless otherwise listed below, all data noted are reported by the States in the Title V Information System for the Title V Block Grant 2009 Application and 2007 Annual Report.

### **Other data sources:**

**Population Data:** For the 50 states, the District of Columbia, and Puerto Rico: Population estimates (July 1, 2007), U.S. Bureau of the Census, for the remaining seven jurisdictions: 2007 CIA World Factbook; Washington, DC.

**Live Births:** National Vital Statistics Reports, Vol. 56, No. 7 (December 5, 2007), Centers for Disease Control. 2006 Live Birth data for Guam was not available, therefore 2005 data was used from the National Vital Statistics Reports, Vol.55, No. 11 (December 28, 2006), Centers for Disease Control. 2005 data for the Pacific Islands was retrieved from Pacific Regional Information System (PRISM). 2005 Live Birth data was obtained directly from the Federated States of Micronesia.

### **FY 2007 MCH Partnership Funds and Listing of Title V and MCHB Discretionary Grants:**

This MCH Partnership total includes other MCHB and HRSA grant programs. These data are from HRSA's Electronic Handbooks (EHBs) for Fiscal Year 2007.

# Table of Contents

|                                     |     |
|-------------------------------------|-----|
| ALABAMA.....                        | 1   |
| ALASKA.....                         | 9   |
| ARKANSAS.....                       | 18  |
| AMERICAN SAMOA.....                 | 26  |
| ARIZONA.....                        | 33  |
| CALIFORNIA.....                     | 41  |
| COLORADO.....                       | 53  |
| CONNECTICUT.....                    | 61  |
| DISTRICT OF COLUMBIA.....           | 70  |
| DELAWARE.....                       | 83  |
| FLORIDA.....                        | 91  |
| FEDERATED STATES OF MICRONESIA..... | 100 |
| GEORGIA.....                        | 107 |
| GUAM.....                           | 116 |
| HAWAII.....                         | 123 |
| IOWA.....                           | 131 |
| IDAHO.....                          | 139 |
| ILLINOIS.....                       | 147 |
| INDIANA.....                        | 158 |
| KANSAS.....                         | 167 |
| KENTUCKY.....                       | 175 |
| LOUISIANA.....                      | 183 |
| MASSACHUSETTS.....                  | 191 |
| MARYLAND.....                       | 202 |
| MAINE.....                          | 212 |
| MARSHALL ISLANDS.....               | 220 |
| MICHIGAN.....                       | 227 |
| MINNESOTA.....                      | 236 |
| MISSOURI.....                       | 245 |
| NORTHERN MARIANA ISLANDS.....       | 253 |
| MISSISSIPPI.....                    | 261 |
| MONTANA.....                        | 269 |
| NORTH CAROLINA.....                 | 277 |
| NORTH DAKOTA.....                   | 287 |
| NEBRASKA.....                       | 295 |
| NEW HAMPSHIRE.....                  | 304 |
| NEW JERSEY.....                     | 312 |
| NEW MEXICO.....                     | 321 |
| NEVADA.....                         | 330 |
| NEW YORK.....                       | 338 |
| OHIO.....                           | 348 |
| OKLAHOMA.....                       | 357 |
| OREGON.....                         | 365 |
| PENNSYLVANIA.....                   | 374 |
| PUERTO RICO.....                    | 383 |
| PALAU.....                          | 391 |
| RHODE ISLAND.....                   | 398 |
| SOUTH CAROLINA.....                 | 406 |
| SOUTH DAKOTA.....                   | 415 |
| TENNESSEE.....                      | 423 |
| TEXAS.....                          | 431 |
| UTAH.....                           | 441 |

|                     |     |
|---------------------|-----|
| VIRGINIA.....       | 450 |
| VIRGIN ISLANDS..... | 458 |
| VERMONT.....        | 466 |
| WASHINGTON.....     | 474 |
| WISCONSIN.....      | 482 |
| WEST VIRGINIA.....  | 491 |
| WYOMING.....        | 500 |

The Title V Program is administratively located within the Bureau of Family Health Services (FHS), a major unit within the Alabama Department of Public Health (ADPH). Through FHS, ADPH administers all aspects of the Title V Program except services for children and youth with special health care needs (CYSHCN). Children's Rehabilitation Service (CRS), administered by the Alabama Department of Rehabilitation Services (ADRS), is the lead agency for services to CYSHCN. This arrangement requires close collaboration between ADPH and CRS. In addition to the Title V Program, FHS administers the Title X Family Planning Grant; the Special Supplemental Nutrition Program for Women, Infants, and Children (WIC); and the State Dental Program. In addition to administering CRS, ADRS administers the Alabama Hemophilia Program.

State Population: **4,627,851**  
Live Births: **63,235**

## MCH PARTNERSHIP FUNDS - FY 2007

Title V Federal-State Block Grant: **\$76,686,463**  
Other MCHB Grant Programs: **\$3,995,159**  
Bioterrorism Grant Program: **\$0**  
Total MCH Partnership Funds: **\$80,681,622**

## CONTACT INFORMATION

### For More Information on Title V:

#### Title V Program, Contact:

Chris R. Haag, MPH  
Deputy Director, Bureau of Family Health Services  
Alabama Department of Public Health, PO Box 303017  
Montgomery, Alabama 36130-3017  
(334) 206-5331  
(334) 206-2950  
chaag@adph.state.al.us  
www.adph.org

#### Title V Program's Services for Children with Special Health Care Needs, contact:

Melinda Davis, MS, CCC-A  
Assistant Commissioner  
Children's Rehabilitation Service 2129 E. South Blvd.  
Montgomery, AL 36116  
(334) 281-8780  
(334) 613-3553  
melinda.davis@rehab.alabama.gov  
www.rehab.alabama.gov

## TITLE V FEDERAL - STATE BLOCK GRANT EXPENDITURES

| By Number of Individuals Served and Population Group |                              |                      |             |
|--|------------------------------|----------------------|-------------|
| Populations Served                                   | Number of Individuals Served | Expenditures FY 2007 |             |
| Pregnant Women                                       | 1,389                        | \$2,034,994          | 2.7%        |
| Infants < 1 year old                                 | 60,117                       | \$8,256,011          | 10.8%       |
| Children 1 to 22 years old                           | 34,235                       | \$38,125,132         | 49.7%       |
| Children with Special Healthcare Needs               | 16,346                       | \$26,028,718         | 33.9%       |
| Others   | 102,692                      | \$0                  | 0%          |
| Administration                                       |                              | \$2,241,608          | 2.9%        |
| <b>Totals</b>  | <b>214,779</b>               | <b>\$76,686,463</b>  | <b>100%</b> |

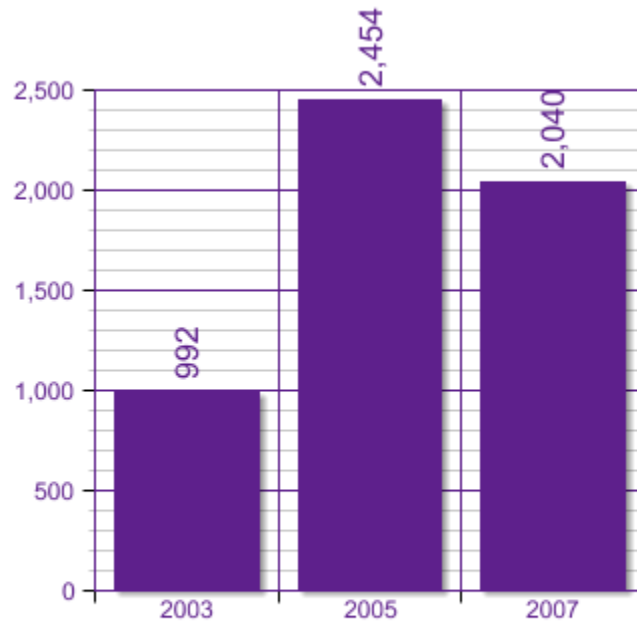
  

| By Source of Funds   |  |
|--|--|
| <ul style="list-style-type: none"> <li>1. Federal Allocation<br/>11,395,148 (14.9%)</li> <li>2. State Funds<br/>27,644,713 (36%)</li> <li>3. Local MCH Funds<br/>0 (0%)</li> <li>4. Unobligated Balance<br/>0 (0%)</li> <li>5. Program Income<br/>33,851,693 (44.1%)</li> <li>6. Other Funds<br/>3,794,909 (4.9%)</li> </ul> |  |

| By Category of Services   |  |
|---|--|
| <ul style="list-style-type: none"> <li>1. Direct Health Care Services<br/>\$46,595,793 (60.8%)</li> <li>2. Enabling Services<br/>\$7,097,680 (9.3%)</li> <li>3. Population-Based Services<br/>\$12,880,643 (16.8%)</li> <li>4. Infrastructure-Building Services<br/>\$10,112,347 (13.2%)</li> </ul> |  |

### HOTLINE CALLS



(800) 654-1385  
en Español: 1-800-504-7081



## FAMILY PARTICIPATION IN CSHCN PROGRAM

|  |           |
|--|-----------|
| Family members participate on advisory committee or task forces and are offering training, mentoring, and reimbursement, when appropriate.           | 3         |
| Financial support (financial grants, technical assistance, travel, and child care) is offered for parent activities or parent groups.                | 2         |
| Family members are involved in the Children with Special Health Care Needs elements of the MCH Block Grant Application process.                      | 3         |
| Family members are involved in service training of CSHCN staff and providers.  | 2         |
| Family members hired as paid staff or consultants to the State CSHCN program (a family member is hired for his or her expertise as a family member). | 3         |
| Family members of diverse cultures are involved in all of the above activities.  | 3         |
| <b>FY 2007 Total:</b>  | <b>16</b> |
| <b>Total Possible:</b>   | <b>18</b> |

**Scale:**

- 0 = Not Met**
- 1 = Partially Met**
- 2 = Mostly Met**
- 3 = Completely Met**

## MATERNAL & CHILD HEALTH (MCH) MEASURES

| <b>Title V – MCH National Outcome Measures</b>   | <b>State 2007 Results</b> | <b>State 2012 Goal</b> |
|--|---------------------------|------------------------|
| The infant mortality rate per 1,000 live births.   | 10.0                      | 8.5                    |
| The ratio of the black infant mortality rate to the white infant mortality rate.   | 1.8                       | 1.9                    |
| The neonatal mortality rate per 1,000 live births.   | 6.3                       | 5.2                    |
| The postneonatal mortality rate per 1,000 live births.   | 3.6                       | 3.3                    |
| The perinatal mortality rate per 1,000 live births plus fetal deaths.  | 8.6                       | 8.4                    |
| The child death rate per 100,000 children aged 1 through 14.   | *                         | *                      |
| <b>Title V - MCH State Performance Measures</b>  | <b>State 2007 Results</b> | <b>State 2012 Goal</b> |
| Of 0-9 year-old children enrolled in Alabama Medicaid's Early Periodic Screening, Diagnosis, and Treatment (EPSDT) Program, the percentage who received care coordination in the reporting year. | 6.1%                      | 6.2%                   |
| Of children and youth enrolled in Alabama Medicaid's Early Periodic Screening, Diagnosis, and Treatment (EPSDT) Program, the percentage who received any dental service in the reporting year.   | 45.0%                     | 45%                    |
| The pregnancy rate (per 1,000) for adolescents aged 15-17 years.   | *                         | 34                     |
| The percentage of white male high school students who chewed tobacco or snuff on 1 or more of the 30 days preceding their participation in the Youth Risk Behavior Survey (YRBS).                | *                         | 27.9%                  |
| The degree to which the State CSHCN Program assures that all CYSHCN have adequate access to primary and specialty care and allied health and other related services.                             | 13.0                      | 15                     |
| The degree to which the State CSHCN Program collaborates with schools, advocacy groups, and families to enhance inclusive participation by CYSHCN in their schools and communities.              | 12.0                      | 15                     |
| The degree to which the Bureau of Family Health Services (Bureau) collects, analyzes, and disseminates findings from data pertinent to ongoing maternal and child health (MCH) needs assessment. | 14.0                      | 18                     |

| Title V - MCH National Performance Measures   | State 2007 Results | State 2012 Goal |
|---|--------------------|-----------------|
| The percent of screen positive newborns who received timely follow up to definitive diagnosis and clinical management for condition(s) mandated by their State-sponsored newborn screening programs.            | 100.0%             | 100%            |
| The percent of children with special health care needs age 0 to 18 years whose families partner in decision making at all levels and are satisfied with the services they receive. (CSHCN survey)               | 59.9%              | 59.9%           |
| The percent of children with special health care needs age 0 to 18 who receive coordinated, ongoing, comprehensive care within a medical home. (CSHCN Survey)   | 50%                | 50%             |
| The percent of children with special health care needs age 0 to 18 whose families have adequate private and/or public insurance to pay for the services they need. (CSHCN Survey)                               | 65%                | 65%             |
| Percent of children with special health care needs age 0 to 18 whose families report the community-based service systems are organized so they can use them easily. (CSHCN Survey)                              | 91.7%              | 91.7%           |
| The percentage of youth with special health care needs who received the services necessary to make transitions to all aspects of adult life, including adult health care, work, and independence.               | 38.3%              | 38.3%           |
| Percent of 19 to 35 month olds who have received full schedule of age appropriate immunizations against Measles, Mumps, Rubella, Polio, Diphtheria, Tetanus, Pertussis, Haemophilus Influenza, and Hepatitis B. | 81.9%              | 89%             |
| The rate of birth (per 1,000) for teenagers aged 15 through 17 years.   | 28.3               | 23.9            |
| Percent of third grade children who have received protective sealants on at least one permanent molar tooth.  | 26.4%              | 27.7%           |
| The rate of deaths to children aged 14 years and younger caused by motor vehicle crashes per 100,000 children.  | *                  | 5.7             |
| The percent of mothers who breastfeed their infants at 6 months of age.   | *                  | 30.5%           |
| Percentage of newborns who have been screened for hearing before hospital discharge.  | 95.9%              | 95.7%           |
| Percent of children without health insurance.   | *                  | 6.6%            |
| Percentage of children, ages 2 to 5 years, receiving WIC services with a Body Mass Index (BMI) at or above the 85th percentile.   | *                  | 29.4%           |
| Percentage of women who smoke in the last three months of pregnancy.  | *                  | 13.3%           |
| The rate (per 100,000) of suicide deaths among youths aged 15 through 19.   | *                  | 7.7             |
| Percent of very low birth weight infants delivered at facilities for high-risk deliveries and neonates.   | 84.1%              | 85.6%           |
| Percent of infants born to pregnant women receiving prenatal care beginning in the first trimester.   | 79.2%              | 85.1%           |

## 2007 TITLE V AND MCHB DISCRETIONARY GRANTS

### Emergency Medical Services for Children (EMSC)

EMSC Partnership Grants  
ALABAMA DEPARTMENT OF PUBLIC HEALTH  
Montgomery, AL  
\$115,000  
(EMSC Partnership Grants)

### Healthy Start

ELIMINATING DISPARITIES IN PERINATAL HEALTH  
MOBILE COUNTY HEALTH DEPARTMENT  
Mobile, AL  
\$1,500,000  
(Healthy Start Initiative-Eliminating Racial/Ethnic Disparities)

HSI FOR ELIMINATING DISPARITIES IN PERINATAL HEALTH  
JEFFERSON COUNTY DEPARTMENT OF HEALTH  
Birmingham, AL  
\$875,000  
(Healthy Start Initiative-Eliminating Racial/Ethnic Disparities)

### Research

The Impact of Caregiver's (Parent) Health Literacy on Pediatric Outcomes  
UNIVERSITY OF ALABAMA AT BIRMINGHAM  
Birmingham, AL  
\$287,581  
(MCH Research)

### Title V - Community Integrated Service Systems (CISS)

CISS - SECCS (PLANNING)  
ALABAMA DEPARTMENT OF PUBLIC HEALTH  
Montgomery, AL  
\$140,000  
(Community-Based Integrated Service Systems (Local/State))

### Title V - Special Projects of Regional and National Significance (SPRANS)

ALABAMA'S SYSTEMS DEVELOPMENT INITIATIVE  
ALABAMA DEPARTMENT OF PUBLIC HEALTH  
Montgomery, AL  
\$94,644  
(State Systems Development Initiative)

MCH Pipeline Training Program  
ALABAMA STATE UNIVERSITY  
MONTGOMERY, AL  
\$169,934  
(MCH Pipeline Training Program)

LEADERSHIP EDUCATION EXCELLENCE IN PEDIATRIC NUTRITION  
UNIVERSITY OF ALABAMA AT BIRMINGHAM  
Birmingham, AL  
\$175,000  
(Leadership Training in Pediatric Nutrition)

Sickle Cell Treatment Demonstration Program  
HEALTH SERVICES, INC.  
Montgomery, AL  
\$320,000  
(Sickle Cell Treatment Demonstration Program)

### **Traumatic Brain Injury**

Traumatic Brain Injury Implementation  
ALABAMA DEPT. OF REHABILITATION SERVICES  
MONTGOMERY, AL  
\$118,000  
(Traumatic Brain Injury Implementation)

Traumatic Brain Injury Protection and Advocacy  
UNIVERSITY OF ALABAMA IN TUSCALOOSA  
Tuscaloosa, AL  
\$50,000  
(Traumatic Brain Injury Protection and Advocacy)

### **Universal Newborn Hearing Screening**

Universal Newborn Hearing Screening and Intervention  
AL ST DEPARTMENT OF PUBLIC HEALTH  
Montgomery, AL  
\$150,000  
(Universal Newborn Hearing Screening and Intervention)

The Section of Women's, Children's and Family Health within the Division of Public Health, Alaska Department of Health and Social Services, administers the MCH Title V program. Services included within Title V administrative control include: 1. CSHCN related programs cover Specialty Clinics (Cleft Lip and Palate Clinic and Neurodevelopmental/Autism Clinics, Birth Defects, Genetics and Metabolic Clinics, Newborn Metabolic Screening, and Early Hearing Detection and Intervention (EHDI) Program/Universal Newborn Hearing screening 2. Direct and Enabling services for women and children through grants or contracts include Breast and Cervical Cancer Screening Outreach, parent navigation services for CSHCN, and Family Planning and Reproductive Health Services offered through Public Health nursing centers, community health centers and federally qualified health centers and partnerships serving adolescent populations 3. Data collection and surveillance activities include the Alaska Birth Defects/ FAS Registry, the Alaska Maternal and Infant Mortality Review/Child Death Review, PRAMS, Toddler Survey (CuBS), Alaska Surveillance of Child Abuse and Neglect, and special research and data analysis projects. Other programs that are not administered by Title V, but collaborate closely with Title V include programs influencing the health and safety of young children and adolescents including Early Intervention/Infant Learning program, EPSDT, Alaska Immunization Program, Women, Infants and Children (WIC) Nutrition program, Family Violence Prevention, Childhood and Adolescent Injury Prevention, Family Nutrition, and the Early Comprehensive Care Systems (ECCS), Strengthening Families Initiative, Assuring Better Child Development Screening Academy, Early Childhood Mental Health. Several of these aforementioned programs receive Title V funding in support of their outcome objectives.

State Population: **683,478**  
Live Births: **10,991**

## MCH PARTNERSHIP FUNDS - FY 2007

Title V Federal-State Block Grant: **\$10,591,867**  
Other MCHB Grant Programs: **\$925,350**  
Bioterrorism Grant Program: **\$0**  
Total MCH Partnership Funds: **\$11,517,217**

## CONTACT INFORMATION

### For More Information on Title V:

#### Title V Program, Contact:

Stephanie Birch  
Section Chief/Title V and CSHCN Director  
4701 Business Park Blvd Suite 20 Building J  
Anchorage, Alaska 99503-7123  
907-334-2424  
907-269-3465  
Stephanie.Birch@alaska.gov

**Title V Program's Services for Children with Special Health Care Needs, contact:**

Stephanie Birch

Section Chief/ Title V & CSHCN Director

4701 Business Park Blvd

Anchorage, Alaska 99503-7123

907-2334-2424

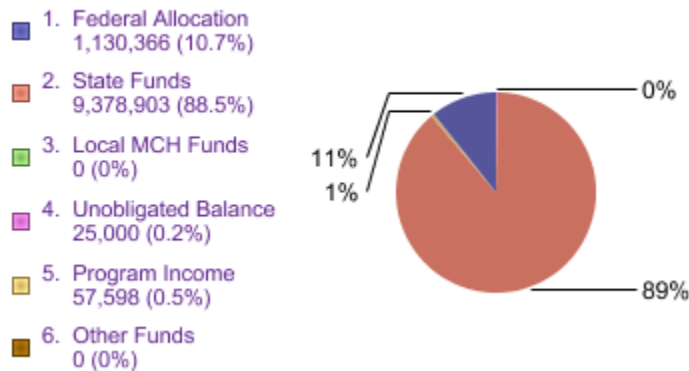
907-269-3465

[Stephanie.Birch@alaska.gov](mailto:Stephanie.Birch@alaska.gov)

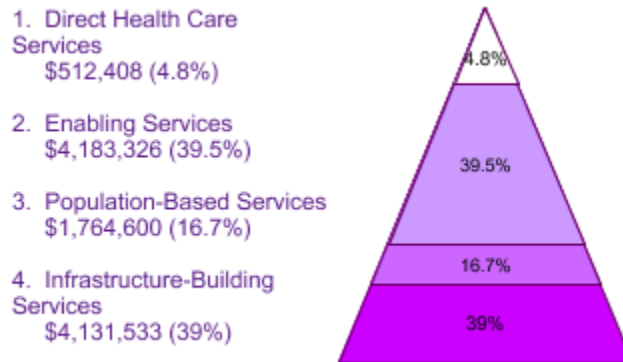
## TITLE V FEDERAL - STATE BLOCK GRANT EXPENDITURES

| By Number of Individuals Served and Population Group |                              |                      |             |
|--|------------------------------|----------------------|-------------|
| Populations Served                                   | Number of Individuals Served | Expenditures FY 2007 |             |
| Pregnant Women                                       | 12,515                       | \$339,931            | 3.2%        |
| Infants < 1 year old                                 | 11,110                       | \$964,953            | 9.1%        |
| Children 1 to 22 years old                           | 6,097                        | \$1,524,528          | 14.4%       |
| Children with Special Healthcare Needs               | 4,250                        | \$6,374,653          | 60.2%       |
| Others   | 0                            | \$555,110            | 5.2%        |
| Administration                                       |                              | \$832,692            | 7.9%        |
| <b>Totals</b>  | <b>33,972</b>                | <b>\$10,591,867</b>  | <b>100%</b> |

### By Source of Funds

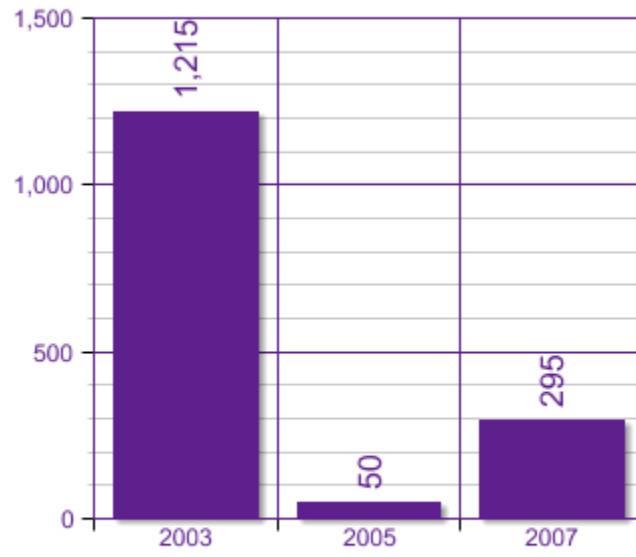


### By Category of Services





**HOTLINE CALLS**



(800) 799-7570  
en Español: 1-800-504-7081

## FAMILY PARTICIPATION IN CSHCN PROGRAM

|  |           |
|--|-----------|
| Family members participate on advisory committee or task forces and are offering training, mentoring, and reimbursement, when appropriate.           | 3         |
| Financial support (financial grants, technical assistance, travel, and child care) is offered for parent activities or parent groups.                | 3         |
| Family members are involved in the Children with Special Health Care Needs elements of the MCH Block Grant Application process.                      | 3         |
| Family members are involved in service training of CSHCN staff and providers.  | 2         |
| Family members hired as paid staff or consultants to the State CSHCN program (a family member is hired for his or her expertise as a family member). | 3         |
| Family members of diverse cultures are involved in all of the above activities.  | 3         |
| <b>FY 2007 Total:</b>  | <b>17</b> |
| <b>Total Possible:</b>   | <b>18</b> |

**Scale:**

- 0 = Not Met**
- 1 = Partially Met**
- 2 = Mostly Met**
- 3 = Completely Met**

## MATERNAL & CHILD HEALTH (MCH) MEASURES

| <b>Title V – MCH National Outcome Measures</b>   | <b>State 2007 Results</b> | <b>State 2012 Goal</b> |
|--|---------------------------|------------------------|
| The infant mortality rate per 1,000 live births.   | *                         | 6                      |
| The ratio of the black infant mortality rate to the white infant mortality rate.   | *                         | *                      |
| The neonatal mortality rate per 1,000 live births.   | *                         | 2.7                    |
| The postneonatal mortality rate per 1,000 live births.   | *                         | *                      |
| The perinatal mortality rate per 1,000 live births plus fetal deaths.  | *                         | 6.5                    |
| The child death rate per 100,000 children aged 1 through 14.   | *                         | 34                     |
| <b>Title V - MCH State Performance Measures</b>  | <b>State 2007 Results</b> | <b>State 2012 Goal</b> |
| Percentage of mothers of newborns who say their physician or health plan would not start prenatal care as early as they wanted or they could not get an appointment as early as they wanted.             | *                         | 15%                    |
| Percent of women who smoked during the last 3 months of pregnancy among women who smoked 3 months prior to pregnancy and were talked to about the effects of smoking by a prenatal health care provider. | *                         | 60%                    |
| Percentage of children ages 10-11 who are at-risk for being overweight.  | 40.1%                     | 35%                    |
| Rate (per 1,000) of substantiated reports of harm children ages 0 through 18.  | 14.8                      | 12                     |
| Percentage of women who recently had a live-born infant who reported their prenatal health care provider advised them not to drink alcohol during their pregnancy.                                       | *                         | 99%                    |
| Prevalence (per 100) of unintended pregnancies that resulted in a live birth among women who reported having a controlling partner during the 12 months prior to getting pregnant.                       | *                         | 35%                    |
| Percentage of women who recently had a live-born infant who reported that they always or often felt down, depressed, or hopeless since their new baby was born.  | *                         | 8%                     |
| Prevalence at birth (per 1,000) of Fetal Alcohol Spectrum Disorders (FASD).  | 19.1                      | 17                     |
| Percentage of infants who are reported to have a Cleft Lip/Palate defect who access the Title V sponsored Cleft Lip and Palate Specialty Clinic within the first year of life.                           | *                         | 30%                    |

| Title V - MCH National Performance Measures   | State 2007 Results | State 2012 Goal |
|---|--------------------|-----------------|
| The percent of screen positive newborns who received timely follow up to definitive diagnosis and clinical management for condition(s) mandated by their State-sponsored newborn screening programs.            | 100.0%             | 100%            |
| The percent of children with special health care needs age 0 to 18 years whose families partner in decision making at all levels and are satisfied with the services they receive. (CSHCN survey)               | 51.8%              | 65%             |
| The percent of children with special health care needs age 0 to 18 who receive coordinated, ongoing, comprehensive care within a medical home. (CSHCN Survey)   | 39.3%              | 45%             |
| The percent of children with special health care needs age 0 to 18 whose families have adequate private and/or public insurance to pay for the services they need. (CSHCN Survey)                               | 62.2%              | 70%             |
| Percent of children with special health care needs age 0 to 18 whose families report the community-based service systems are organized so they can use them easily. (CSHCN Survey)                              | 85.1%              | 90%             |
| The percentage of youth with special health care needs who received the services necessary to make transitions to all aspects of adult life, including adult health care, work, and independence.               | 42.2%              | 50%             |
| Percent of 19 to 35 month olds who have received full schedule of age appropriate immunizations against Measles, Mumps, Rubella, Polio, Diphtheria, Tetanus, Pertussis, Haemophilus Influenza, and Hepatitis B. | *                  | 90%             |
| The rate of birth (per 1,000) for teenagers aged 15 through 17 years.   | *                  | 18              |
| Percent of third grade children who have received protective sealants on at least one permanent molar tooth.  | 52.4%              | 55%             |
| The rate of deaths to children aged 14 years and younger caused by motor vehicle crashes per 100,000 children.  | *                  | 4.5             |
| The percent of mothers who breastfeed their infants at 6 months of age.   | *                  | 70%             |
| Percentage of newborns who have been screened for hearing before hospital discharge.  | 92.5%              | 100%            |
| Percent of children without health insurance.   | *                  | 8.5%            |
| Percentage of children, ages 2 to 5 years, receiving WIC services with a Body Mass Index (BMI) at or above the 85th percentile.   | 21.6%              | 20%             |
| Percentage of women who smoke in the last three months of pregnancy.  | *                  | 13.5%           |
| The rate (per 100,000) of suicide deaths among youths aged 15 through 19.   | *                  | 27              |
| Percent of very low birth weight infants delivered at facilities for high-risk deliveries and neonates.   | *                  | 90%             |
| Percent of infants born to pregnant women receiving prenatal care beginning in the first trimester.   | *                  | 85%             |

## 2007 TITLE V AND MCHB DISCRETIONARY GRANTS

### Emergency Medical Services for Children (EMSC)

EMSC Partnership Grants  
STATE OF ALASKA DEPT OF HEALTH & SOCIAL SVCS  
Juneau, AK  
\$115,000  
(EMSC Partnership Grants)

### Title V - Community Integrated Service Systems (CISS)

Community-Based Integrated Service Systems (Local/State)  
STATE OF ALASKA DEPT OF HEALTH & SOCIAL SVCS  
Anchorage, AK  
\$140,000  
(Community-Based Integrated Service Systems (Local/State))

### Title V - Special Projects of Regional and National Significance (SPRANS)

BUILDING DATA CAPACITY IN ALASKA  
STATE OF ALASKA DEPT OF HEALTH & SOCIAL SVCS  
Juneau, AK  
\$94,644  
(State Systems Development Initiative)

Children's Oral Healthcare Access Program  
State of Alaska, Dept of Health & Social Services  
Anchorage, AK  
\$159,516  
(Children's Oral Healthcare Access Program)

Healthy Behaviors in Women  
SOUTHEAST ALASKA REGIONAL HEALTH CONSORT  
Juneau, AK  
\$141,190  
(Healthy Behaviors in Women)

### Traumatic Brain Injury

Traumatic Brain Injury Implementation  
STATE OF ALASKA DEPT OF HEALTH & SOCIAL SVCS  
Anchorage, AK  
\$100,000  
(Traumatic Brain Injury Implementation)

Traumatic Brain Injury Protection and Advocacy  
DISABILITY LAW CENTER OF ALASKA  
ANCHORAGE, AK  
\$50,000  
(Traumatic Brain Injury Protection and Advocacy)

**Universal Newborn Hearing Screening**

UNIVERSAL NEWBORN HEARING SCREENING  
STATE OF ALASKA DEPT OF HEALTH & SOCIAL SVCS  
Juneau, AK  
\$125,000  
(Universal Newborn Hearing Screening and Intervention)

# ARKANSAS

The MCH Federal-State  
Partnership - 2007

The MCH Block Grant funds come directly to the Arkansas Department of Health, and 34% of those funds are made available to the DHS Division of Developmental Disabilities Services, Children's Medical Services Program. The process of completing and submitting this application is a partnership with Ms. Nancy Holder and her CSHCN Staff.

State Population: **2,834,797**

Live Births: **40,973**

## MCH PARTNERSHIP FUNDS - FY 2007

Title V Federal-State Block Grant: **\$24,275,824**

Other MCHB Grant Programs: **\$1,280,203**

Bioterrorism Grant Program: **\$0**

Total MCH Partnership Funds: **\$25,556,027**

## CONTACT INFORMATION

### For More Information on Title V:

#### Title V Program, Contact:

Richard Nugent  
Branch Chief, Family Health  
4815 West Markham, Slot H-16  
Little Rock, Arkansas 72205  
501-661-2086  
501-661-2464  
Richard.Nugent@arkansas.gov

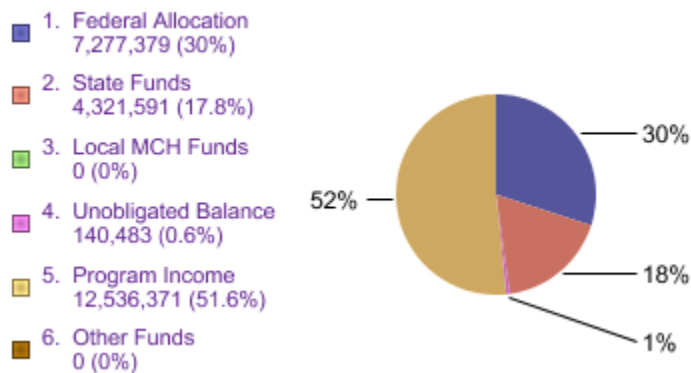
#### Title V Program's Services for Children with Special Health Care Needs, contact:

Nancy Holder  
Program Administrator  
P.O. Box 1437, Slot S-380  
Little Rock, AR 72203  
501-682-2277  
501-682-8247  
nancy.holder@arkansas.gov

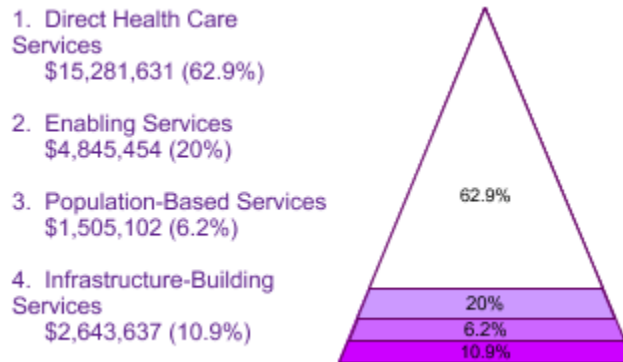
## TITLE V FEDERAL - STATE BLOCK GRANT EXPENDITURES

| By Number of Individuals Served and Population Group |                              |                      |             |
|--|------------------------------|----------------------|-------------|
| Populations Served                                   | Number of Individuals Served | Expenditures FY 2007 |             |
| Pregnant Women                                       | 53,555                       | \$3,062,131          | 12.6%       |
| Infants < 1 year old                                 | 40,166                       | \$1,243,726          | 5.1%        |
| Children 1 to 22 years old                           | 483,261                      | \$2,965,990          | 12.2%       |
| Children with Special Healthcare Needs               | 16,059                       | \$6,231,976          | 25.7%       |
| Others   | 0                            | \$10,335,523         | 42.6%       |
| Administration                                       |                              | \$436,478            | 1.8%        |
| <b>Totals</b>  | <b>593,041</b>               | <b>\$24,275,824</b>  | <b>100%</b> |

### By Source of Funds

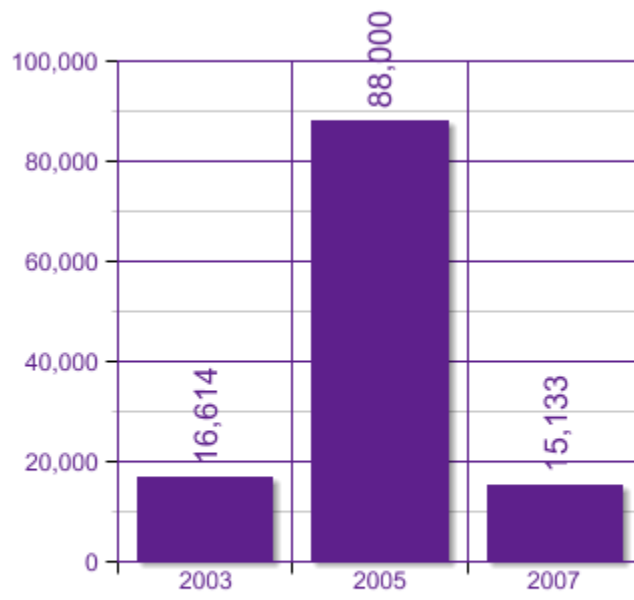


### By Category of Services





### HOTLINE CALLS



(800)235-1131  
en Espanol: 1-800-504-7081

## FAMILY PARTICIPATION IN CSHCN PROGRAM

|  |           |
|--|-----------|
| Family members participate on advisory committee or task forces and are offering training, mentoring, and reimbursement, when appropriate.           | 1         |
| Financial support (financial grants, technical assistance, travel, and child care) is offered for parent activities or parent groups.                | 1         |
| Family members are involved in the Children with Special Health Care Needs elements of the MCH Block Grant Application process.                      | 1         |
| Family members are involved in service training of CSHCN staff and providers.  | 1         |
| Family members hired as paid staff or consultants to the State CSHCN program (a family member is hired for his or her expertise as a family member). | 1         |
| Family members of diverse cultures are involved in all of the above activities.  | 1         |
| <b>FY 2007 Total:</b>  | <b>6</b>  |
| <b>Total Possible:</b>   | <b>18</b> |

**Scale:**

- 0 = Not Met**
- 1 = Partially Met**
- 2 = Mostly Met**
- 3 = Completely Met**

## MATERNAL & CHILD HEALTH (MCH) MEASURES

| <b>Title V – MCH National Outcome Measures</b>  | <b>State 2007 Results</b> | <b>State 2012 Goal</b> |
|---|---------------------------|------------------------|
| The infant mortality rate per 1,000 live births.  | 7.5                       | 8.2                    |
| The ratio of the black infant mortality rate to the white infant mortality rate.  | 2.0                       | 1.3                    |
| The neonatal mortality rate per 1,000 live births.  | 4.3                       | 4.9                    |
| The postneonatal mortality rate per 1,000 live births.  | 3.3                       | 3                      |
| The perinatal mortality rate per 1,000 live births plus fetal deaths.   | 8.9                       | 9.6                    |
| The child death rate per 100,000 children aged 1 through 14.  | 27.9                      | 30                     |
| <b>Title V - MCH State Performance Measures</b>   | <b>State 2007 Results</b> | <b>State 2012 Goal</b> |
| The percent of Arkansas high school students who have engaged in sexual intercourse.  | 54.9%                     | 55%                    |
| The percentage of children through age 18 and below 200 percent of poverty enrolled in ARKids First child health insurance program.   | 30.5%                     | 36%                    |
| The percent of pregnant women counseled for HIV testing.  | 67.0%                     | 72%                    |
| Percentage of children receiving WIC services who are above the 95th percentile on the National Center for Health Statistic weight for height growth charts.  | 11.2%                     | 10.8%                  |
| To improve the percent of 14 to 15 year olds on Children's Medical Services (CMS) who state that CMS transition services have helped improve their knowledge and ability to transition into adult life. | 21.7%                     | 26%                    |
| Improve percent of parents responding to the question on Children's Medical Services (CMS) Parent Satisfaction Survey that CMS service coordination teams told them about other services available.     | 55.7%                     | 58%                    |
| The percent of public school students overweight greater than 95th percentile.  | 20.6%                     | 19.6%                  |
| The percentage of at-risk for overweight children in Arkansas public schools.   | 17.2%                     | 16.6%                  |
| The percent of women smoking during pregnancy.  | 15.7%                     | 13.5%                  |
| To increase the percentage of ADH Family Planning clients receiving nutritional counseling during an initial or annual visit in the Family Planning clinics.  | 84.0%                     | 90%                    |

| Title V - MCH National Performance Measures   | State 2007 Results | State 2012 Goal |
|---|--------------------|-----------------|
| The percent of screen positive newborns who received timely follow up to definitive diagnosis and clinical management for condition(s) mandated by their State-sponsored newborn screening programs.            | 100.0%             | 100%            |
| The percent of children with special health care needs age 0 to 18 years whose families partner in decision making at all levels and are satisfied with the services they receive. (CSHCN survey)               | 61.7%              | 66%             |
| The percent of children with special health care needs age 0 to 18 who receive coordinated, ongoing, comprehensive care within a medical home. (CSHCN Survey)   | 50.2%              | 68%             |
| The percent of children with special health care needs age 0 to 18 whose families have adequate private and/or public insurance to pay for the services they need. (CSHCN Survey)                               | 66.5%              | 70%             |
| Percent of children with special health care needs age 0 to 18 whose families report the community-based service systems are organized so they can use them easily. (CSHCN Survey)                              | 89.1%              | 90%             |
| The percentage of youth with special health care needs who received the services necessary to make transitions to all aspects of adult life, including adult health care, work, and independence.               | 33.1%              | 38%             |
| Percent of 19 to 35 month olds who have received full schedule of age appropriate immunizations against Measles, Mumps, Rubella, Polio, Diphtheria, Tetanus, Pertussis, Haemophilus Influenza, and Hepatitis B. | 84.0%              | 95%             |
| The rate of birth (per 1,000) for teenagers aged 15 through 17 years.   | 30.3               | 34              |
| Percent of third grade children who have received protective sealants on at least one permanent molar tooth.  | 15.0%              | 20%             |
| The rate of deaths to children aged 14 years and younger caused by motor vehicle crashes per 100,000 children.  | 4.9                | 5.8             |
| The percent of mothers who breastfeed their infants at 6 months of age.   | 23.4%              | 29%             |
| Percentage of newborns who have been screened for hearing before hospital discharge.  | 98.2%              | 98.6%           |
| Percent of children without health insurance.   | 9.3%               | 10.6%           |
| Percentage of children, ages 2 to 5 years, receiving WIC services with a Body Mass Index (BMI) at or above the 85th percentile.   | 15.8%              | 12%             |
| Percentage of women who smoke in the last three months of pregnancy.  | 19.4%              | 20.2%           |
| The rate (per 100,000) of suicide deaths among youths aged 15 through 19.   | 8.1                | 6               |
| Percent of very low birth weight infants delivered at facilities for high-risk deliveries and neonates.   | 62.2%              | 68%             |
| Percent of infants born to pregnant women receiving prenatal care beginning in the first trimester.   | 76.4%              | 82%             |

## 2007 TITLE V AND MCHB DISCRETIONARY GRANTS

### Emergency Medical Services for Children (EMSC)

EMSC Partnership Grants  
Arkansas Children's Hospital Research Institute  
Little Rock, AR  
\$114,914  
(EMSC Partnership Grants)

EMSC Targeted Issue Grants  
Arkansas Children's Hospital Research Institute  
Little Rock, AR  
\$196,849  
(EMSC Targeted Issue Grants)

### Healthy Start

HEALTHY START INITIATIVE  
MISSISSIPPI COUNTY ARKANSAS EOC, INC  
Blytheville, AR  
\$270,000  
(Healthy Start Initiative-Eliminating Racial/Ethnic Disparities)

### Title V - Community Integrated Service Systems (CISS)

CISS - SECCS (PLANNING)  
ARKANSAS DEPARTMENT OF HEALTH  
Little Rock, AR  
\$140,000  
(Community-Based Integrated Service Systems (Local/State))

### Title V - Special Projects of Regional and National Significance (SPRANS)

ARKANSAS STATE SYSTEMS DEVELOPMENT INITIATIVE  
ARKANSAS DEPARTMENT OF HEALTH  
Little Rock, AR  
\$94,644  
(State Systems Development Initiative)

Genetic Services Project  
University of Arkansas for Medical Sciences-Cancer Research Center  
Little Rock, AR  
\$185,000  
(Genetic Services Project)

**Traumatic Brain Injury**

Traumatic Brain Injury Implementation  
Arkansas Department of Health  
Little Rock, AR  
\$99,155  
(Traumatic Brain Injury Implementation)

Traumatic Brain Injury Protection and Advocacy  
DISABILITY RIGHTS CENTER INC  
LITTLE ROCK, AR  
\$50,000  
(Traumatic Brain Injury Protection and Advocacy)

**Universal Newborn Hearing Screening**

UNIVERSAL NEWBORN HEARING SCREENING  
ARKANSAS DEPARTMENT OF HEALTH  
Little Rock, AR  
\$129,641  
(Universal Newborn Hearing Screening and Intervention)

The MCH Programs are administered directly by the Deputy Director of Health, in the same organizational branch as all of the other federally funded programs in the Department of Health.

State Population: **57,663**  
Live Births: **1,442**

## MCH PARTNERSHIP FUNDS - FY 2007

Title V Federal-State Block Grant: **\$911,345**  
Other MCHB Grant Programs: **\$229,644**  
Bioterrorism Grant Program: **\$0**  
Total MCH Partnership Funds: **\$1,140,989**

### CONTACT INFORMATION

#### For More Information on Title V:

##### Title V Program, Contact:

Jacki M. Tulafono  
MCH Coordinator  
PO Box 7132  
Pago Pago, AS 96799  
684-633-4616  
684-633-4617  
jtulafono@gmail.com  
doh-mch.net

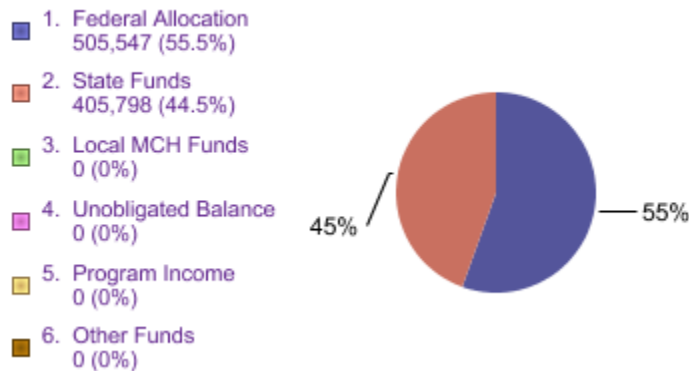
##### Title V Program's Services for Children with Special Health Care Needs, contact:

Jacki M. Tulafono  
MCH Coordinator  
PO Box 7132  
Pago Pago, AS 96799  
684-633-4616  
684-633-4617  
jtulafono@gmail.com  
doh-mch.net

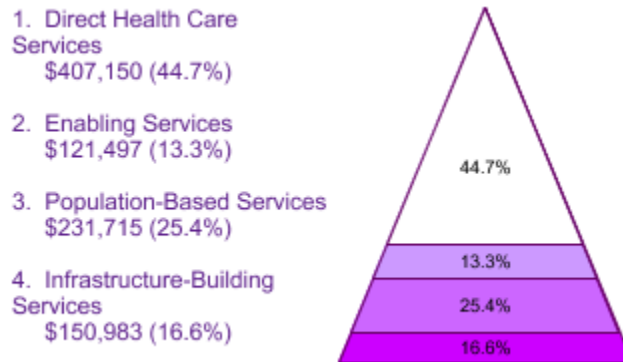
## TITLE V FEDERAL - STATE BLOCK GRANT EXPENDITURES

| By Number of Individuals Served and Population Group |                              |                      |             |
|--|------------------------------|----------------------|-------------|
| Populations Served                                   | Number of Individuals Served | Expenditures FY 2007 |             |
| Pregnant Women                                       | 1,291                        | \$142,029            | 15.6%       |
| Infants < 1 year old                                 | 1,326                        | \$142,029            | 15.6%       |
| Children 1 to 22 years old                           | 3,267                        | \$264,058            | 29%         |
| Children with Special Healthcare Needs               | 140                          | \$268,541            | 29.5%       |
| Others   | 360                          | \$36,526             | 4%          |
| Administration                                       |                              | \$58,162             | 6.4%        |
| <b>Totals</b>  | <b>6,384</b>                 | <b>\$911,345</b>     | <b>100%</b> |

### By Source of Funds

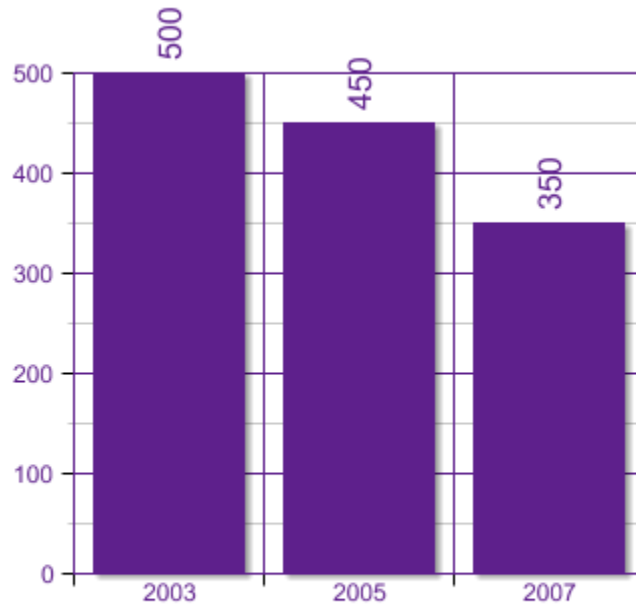


### By Category of Services





**HOTLINE CALLS**



684-633-4616  
en Espanol: 1-800-504-7081

## FAMILY PARTICIPATION IN CSHCN PROGRAM

|  |           |
|--|-----------|
| Family members participate on advisory committee or task forces and are offering training, mentoring, and reimbursement, when appropriate.           | 1         |
| Financial support (financial grants, technical assistance, travel, and child care) is offered for parent activities or parent groups.                | 1         |
| Family members are involved in the Children with Special Health Care Needs elements of the MCH Block Grant Application process.                      | 1         |
| Family members are involved in service training of CSHCN staff and providers.  | 1         |
| Family members hired as paid staff or consultants to the State CSHCN program (a family member is hired for his or her expertise as a family member). | 0         |
| Family members of diverse cultures are involved in all of the above activities.  | 3         |
| <b>FY 2007 Total:</b>  | <b>7</b>  |
| <b>Total Possible:</b>   | <b>18</b> |

**Scale:**

- 0 = Not Met**
- 1 = Partially Met**
- 2 = Mostly Met**
- 3 = Completely Met**

## MATERNAL & CHILD HEALTH (MCH) MEASURES

| <b>Title V – MCH National Outcome Measures</b>  | <b>State 2007 Results</b> | <b>State 2012 Goal</b> |
|---|---------------------------|------------------------|
| The infant mortality rate per 1,000 live births.  | 8.5                       | 8                      |
| The ratio of the black infant mortality rate to the white infant mortality rate.  | 0.0                       | *                      |
| The neonatal mortality rate per 1,000 live births.  | 5.4                       | 3                      |
| The postneonatal mortality rate per 1,000 live births.  | 3.1                       | 2                      |
| The perinatal mortality rate per 1,000 live births plus fetal deaths.   | 11.6                      | *                      |
| The child death rate per 100,000 children aged 1 through 14.  | 15.9                      | 50                     |
| <b>Title V - MCH State Performance Measures</b>   | <b>State 2007 Results</b> | <b>State 2012 Goal</b> |
| Percent of infants born to women receiving adequate Prenatal Care according to the Kotelchuk Index.                                 | 22.1%                     | 15%                    |
| Percentage of annual re-evaluation of Children with Special Health Care Needs (CSHCN) by the Interdisciplinary Team.                | 87.9%                     | 90%                    |
| Percent of 2, 3, and 4 year old children who are seen in the in the MCH Well Child Clinics who access dental health services.       | 14.9%                     | 22%                    |
| Percentage of 4 month olds in Well Baby Clinics who are exclusively breastfed.  | 31.2%                     | 32%                    |
| Percent of 14-17 year olds attending school who admitted to smoking in the last 30 days.  | 24.2%                     | 20%                    |
| To decrease the percentage of 1 year olds with low hemoglobin (less than 11)  | 10.9%                     | 27%                    |
| Percent of children among the children with special needs who are known to the CSN Program who receive an annual dental assessment. | 87.9%                     | 68%                    |

| Title V - MCH National Performance Measures   | State 2007 Results | State 2012 Goal |
|---|--------------------|-----------------|
| The percent of screen positive newborns who received timely follow up to definitive diagnosis and clinical management for condition(s) mandated by their State-sponsored newborn screening programs.            | 0.0%               | 0%              |
| The percent of children with special health care needs age 0 to 18 years whose families partner in decision making at all levels and are satisfied with the services they receive. (CSHCN survey)               | 89.3%              | 100%            |
| The percent of children with special health care needs age 0 to 18 who receive coordinated, ongoing, comprehensive care within a medical home. (CSHCN Survey)   | 89.3%              | 93%             |
| The percent of children with special health care needs age 0 to 18 whose families have adequate private and/or public insurance to pay for the services they need. (CSHCN Survey)                               | 100.0%             | 100%            |
| Percent of children with special health care needs age 0 to 18 whose families report the community-based service systems are organized so they can use them easily. (CSHCN Survey)                              | 42.9%              | 50%             |
| The percentage of youth with special health care needs who received the services necessary to make transitions to all aspects of adult life, including adult health care, work, and independence.               | 21.4%              | 25%             |
| Percent of 19 to 35 month olds who have received full schedule of age appropriate immunizations against Measles, Mumps, Rubella, Polio, Diphtheria, Tetanus, Pertussis, Haemophilus Influenza, and Hepatitis B. | 69.7%              | 76%             |
| The rate of birth (per 1,000) for teenagers aged 15 through 17 years.   | 14.8               | 8               |
| Percent of third grade children who have received protective sealants on at least one permanent molar tooth.  | 44.1%              | 52%             |
| The rate of deaths to children aged 14 years and younger caused by motor vehicle crashes per 100,000 children.  | 3.8                | 2               |
| The percent of mothers who breastfeed their infants at 6 months of age.   | *                  | *               |
| Percentage of newborns who have been screened for hearing before hospital discharge.  | 0.0%               | 0%              |
| Percent of children without health insurance.   | 0.0%               | *               |
| Percentage of children, ages 2 to 5 years, receiving WIC services with a Body Mass Index (BMI) at or above the 85th percentile.   | 14.0%              | 12%             |
| Percentage of women who smoke in the last three months of pregnancy.  | 3.3%               | 2%              |
| The rate (per 100,000) of suicide deaths among youths aged 15 through 19.   | 0.0                | 28              |
| Percent of very low birth weight infants delivered at facilities for high-risk deliveries and neonates.   | 0.0%               | 0%              |
| Percent of infants born to pregnant women receiving prenatal care beginning in the first trimester.   | 22.1%              | 16%             |

**2007 TITLE V AND MCHB DISCRETIONARY GRANTS**

**Emergency Medical Services for Children (EMSC)**

EMSC Partnership Grants  
LBJ Tropical Medical Center  
Pago Pago, AS  
\$115,000  
(EMSC Partnership Grants)

**Title V - Special Projects of Regional and National Significance (SPRANS)**

MCH PROGRAMS INFORMATION SYSTEMS DEPARTMENT OF HEALTH  
AMERICAN SAMOA GOVERNMENT DEPT OF HEALTH  
PAGO PAGO, AS  
\$94,644  
(State Systems Development Initiative)

**Traumatic Brain Injury**

Traumatic Brain Injury Protection and Advocacy  
AMERICAN SAMOA GOVERNMENT  
Pago Pago, AS  
\$20,000  
(Traumatic Brain Injury Protection and Advocacy)

The Arizona Department of Health Services was established as the State Public Health Agency in 1973 under A.R.S. Title 36 and is designated as Arizona's Title V Agency. The Bureau of Women's and Children's Health (BWCH) and the Office for Children with Special Health Care Needs (OCSHCN) provide policies and standards development, comprehensive planning, community organization and development, training and technical assistance, and direct provision of screening, preventive and curative services and service coordination. Services provided through the Title V program include, but are not limited to, the statewide Newborn Screening, Universal Newborn Hearing Screening, High Risk Perinatal Services, community development, Community Grants Initiative, Family Planning, Hotline, Health Start, Medical Home Project, and Traumatic Brain Injury Project.

State Population: **6,338,755**  
Live Births: **102,475**

## MCH PARTNERSHIP FUNDS - FY 2007

Title V Federal-State Block Grant: **\$51,221,075**  
Other MCHB Grant Programs: **\$2,545,411**  
Bioterrorism Grant Program: **\$0**  
Total MCH Partnership Funds: **\$53,766,486**

## CONTACT INFORMATION

### For More Information on Title V:

#### Title V Program, Contact:

Sheila Sjolander  
Chief, BWCH  
150 N 18th Avenue Suite 320  
Phoenix, Arizona 85007  
602-364-1419  
602-364-1496  
sjolans@azdhs.gov  
<http://www.azdhs.gov/phs/owch/index.htm>

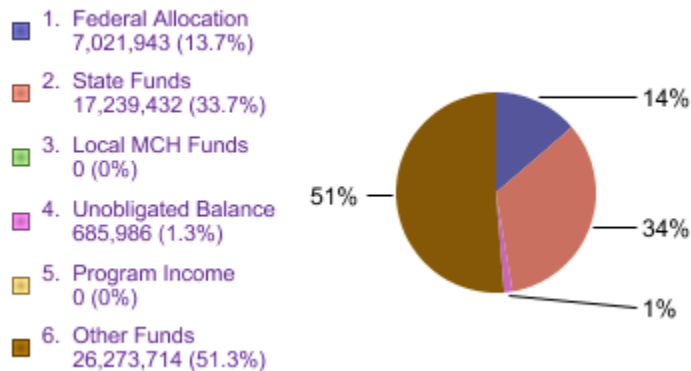
#### Title V Program's Services for Children with Special Health Care Needs, contact:

Joan Agostinelli  
OCSHCN Office Chief/CRS Director  
150 N. 18th Avenue, Ste. 330  
Phoenix, Arizona 85007  
602-542-1860  
602-542-2589  
agostij@azdhs.gov  
[www.azdhs.gov](http://www.azdhs.gov)

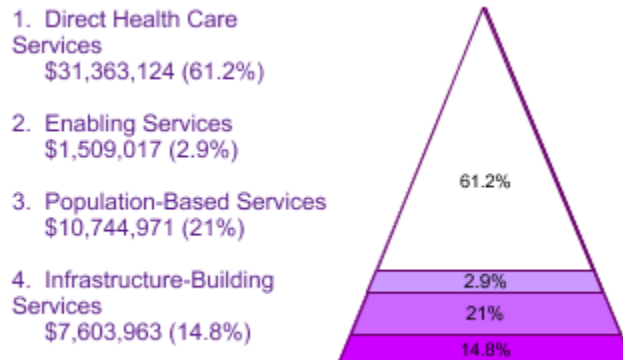
## TITLE V FEDERAL - STATE BLOCK GRANT EXPENDITURES

| By Number of Individuals Served and Population Group |                              |                      |             |
|--|------------------------------|----------------------|-------------|
| Populations Served                                   | Number of Individuals Served | Expenditures FY 2007 |             |
| Pregnant Women                                       | 24,135                       | \$3,004,656          | 5.9%        |
| Infants < 1 year old                                 | 108,908                      | \$8,648,465          | 16.9%       |
| Children 1 to 22 years old                           | 569,980                      | \$8,548,907          | 16.7%       |
| Children with Special Healthcare Needs               | 32,631                       | \$30,621,095         | 59.8%       |
| Others   | 9,642                        | \$0                  | 0%          |
| Administration                                       |                              | \$397,952            | .8%         |
| <b>Totals</b>  | <b>745,296</b>               | <b>\$51,221,075</b>  | <b>100%</b> |

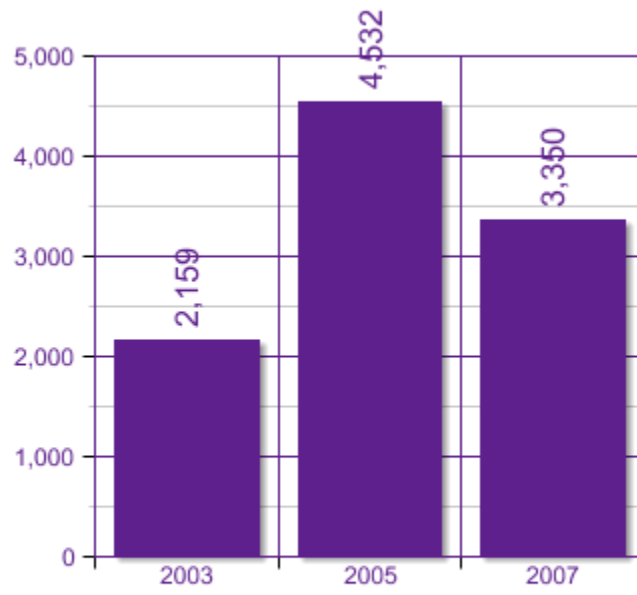
### By Source of Funds



### By Category of Services



## HOTLINE CALLS



(800) 232-1676  
en Español: 1-800-504-7081



## FAMILY PARTICIPATION IN CSHCN PROGRAM

|  |           |
|--|-----------|
| Family members participate on advisory committee or task forces and are offering training, mentoring, and reimbursement, when appropriate.           | 3         |
| Financial support (financial grants, technical assistance, travel, and child care) is offered for parent activities or parent groups.                | 3         |
| Family members are involved in the Children with Special Health Care Needs elements of the MCH Block Grant Application process.                      | 3         |
| Family members are involved in service training of CSHCN staff and providers.  | 3         |
| Family members hired as paid staff or consultants to the State CSHCN program (a family member is hired for his or her expertise as a family member). | 3         |
| Family members of diverse cultures are involved in all of the above activities.  | 2         |
| <b>FY 2007 Total:</b>  | <b>17</b> |
| <b>Total Possible:</b>   | <b>18</b> |

**Scale:**

- 0 = Not Met**
- 1 = Partially Met**
- 2 = Mostly Met**
- 3 = Completely Met**

## MATERNAL & CHILD HEALTH (MCH) MEASURES

| <b>Title V – MCH National Outcome Measures</b>   | <b>State 2007 Results</b> | <b>State 2012 Goal</b> |
|--|---------------------------|------------------------|
| The infant mortality rate per 1,000 live births.   | 6.3                       | 6.1                    |
| The ratio of the black infant mortality rate to the white infant mortality rate.                                 | 3.1                       | 1.8                    |
| The neonatal mortality rate per 1,000 live births.   | 4.3                       | 4                      |
| The postneonatal mortality rate per 1,000 live births.   | 2                         | 2                      |
| The perinatal mortality rate per 1,000 live births plus fetal deaths.  | 5.9                       | 5.8                    |
| The child death rate per 100,000 children aged 1 through 14.   | 21.5                      | 22                     |
| <b>Title V - MCH State Performance Measures</b>  | <b>State 2007 Results</b> | <b>State 2012 Goal</b> |
| Proportion of low-income women who receive reproductive health/family planning services.                         | 49.2%                     | 51%                    |
| The percent of high school students who are overweight or at-risk for overweight.                                | 25.9                      | 24                     |
| The percent of preventable fetal and infant deaths out of all fetal and infant deaths.                           | 25.0                      | 31                     |
| Emergency department visits for unintentional injuries per 100,000 children age 1-14.                            | 6902.9                    | 7476                   |
| The percent of women entering prenatal care during their first trimester in underserved primary care areas.      | 50%                       | 46%                    |
| Percent of Medicaid enrollees age 1-18 who received at least one preventive dental service within the last year. | 34.0%                     | 44.5%                  |
| Percent of children and youth with special health care needs who have access to service.                         | 0.1%                      | 0.3%                   |
| Percentage of state MCH programs that formally incorporate screening for behavioral health issues.               | 33.3%                     | 50%                    |

| Title V - MCH National Performance Measures   | State 2007 Results | State 2012 Goal |
|---|--------------------|-----------------|
| The percent of screen positive newborns who received timely follow up to definitive diagnosis and clinical management for condition(s) mandated by their State-sponsored newborn screening programs.            | 100.0%             | 100%            |
| The percent of children with special health care needs age 0 to 18 years whose families partner in decision making at all levels and are satisfied with the services they receive. (CSHCN survey)               | 53.6%              | 58%             |
| The percent of children with special health care needs age 0 to 18 who receive coordinated, ongoing, comprehensive care within a medical home. (CSHCN Survey)   | 40.4%              | 43%             |
| The percent of children with special health care needs age 0 to 18 whose families have adequate private and/or public insurance to pay for the services they need. (CSHCN Survey)                               | 58.1%              | 59%             |
| Percent of children with special health care needs age 0 to 18 whose families report the community-based service systems are organized so they can use them easily. (CSHCN Survey)                              | 86.5%              | 89%             |
| The percentage of youth with special health care needs who received the services necessary to make transitions to all aspects of adult life, including adult health care, work, and independence.               | 39.4%              | 43%             |
| Percent of 19 to 35 month olds who have received full schedule of age appropriate immunizations against Measles, Mumps, Rubella, Polio, Diphtheria, Tetanus, Pertussis, Haemophilus Influenza, and Hepatitis B. | 76.2%              | 80%             |
| The rate of birth (per 1,000) for teenagers aged 15 through 17 years.   | 34                 | 32              |
| Percent of third grade children who have received protective sealants on at least one permanent molar tooth.  | 36.2%              | 37%             |
| The rate of deaths to children aged 14 years and younger caused by motor vehicle crashes per 100,000 children.  | 4                  | 3.5             |
| The percent of mothers who breastfeed their infants at 6 months of age.   | 46.5%              | 50%             |
| Percentage of newborns who have been screened for hearing before hospital discharge.  | 95.5%              | 99%             |
| Percent of children without health insurance.   | 17%                | 15.7%           |
| Percentage of children, ages 2 to 5 years, receiving WIC services with a Body Mass Index (BMI) at or above the 85th percentile.   | 36.9%              | 34%             |
| Percentage of women who smoke in the last three months of pregnancy.  | 4.7%               | 4%              |
| The rate (per 100,000) of suicide deaths among youths aged 15 through 19.   | 13                 | 10              |
| Percent of very low birth weight infants delivered at facilities for high-risk deliveries and neonates.   | 77.5%              | 84%             |
| Percent of infants born to pregnant women receiving prenatal care beginning in the first trimester.   | 77.7%              | 80%             |

## 2007 TITLE V AND MCHB DISCRETIONARY GRANTS

### Emergency Medical Services for Children (EMSC)

EMSC Partnership Grants  
ARIZONA DEPARTMENT OF HEALTH SERVICES  
Phoenix, AZ  
\$114,702  
(EMSC Partnership Grants)

### Healthy Start

HSI: ELIMINATING DISPARITIES IN PERINATAL HEALTH  
MARICOPA COUNTY DEPARTMENT OF HEALTH  
Tempe, AZ  
\$400,000  
(Healthy Start Initiative-Eliminating Racial/Ethnic Disparities)

Disparities in Perinatal Health-Border Initiatives  
MARIPOSA COMMUNITY HEALTH CENTER, INC  
Nogales, AZ  
\$255,664  
(Disparities in Perinatal Health-Border Initiatives)

### Research

MCH Research  
Tuba City Regional Health Care Corporation  
Tuba City, AZ  
\$235,151  
(MCH Research)

### Title V - Community Integrated Service Systems (CISS)

CISS - SECCS (PLANNING)  
ARIZONA DEPARTMENT OF HEALTH SERVICES  
Phoenix, AZ  
\$140,000  
(Community-Based Integrated Service Systems (Local/State))

### Title V - Special Projects of Regional and National Significance (SPRANS)

State Implementation Grants for Integrated Community Systems for CSHCN  
ARIZONA DEPARTMENT OF HEALTH SERVICES  
Phoenix, AZ  
\$275,000  
(State Implementation Grants for Integrated Community Systems for CSHCN)

State Implementation Grants for Integrated Community Systems for CSHCN  
NAVAJO Nation  
Window Rock, AZ  
\$295,500  
(State Implementation Grants for Integrated Community Systems for CSHCN)

ARIZONA STATE SYSTEMS DEVELOPMENT INITIATIVE  
Arizona Department of Health Services  
Phoenix, AZ  
\$94,644  
(State Systems Development Initiative)

Healthy Behaviors in Women  
WHITE MOUNTAIN APACHE TRIBE  
Whiteriver, AZ  
\$141,186  
(Healthy Behaviors in Women)

Family Professional Partnership/CSHCN  
Raising Special Kids  
Phoenix, AZ  
\$95,700  
(Family Professional Partnership/CSHCN)

ROCKY MOUNTAIN MCH WORKFORCE ENHANCEMENT PROGRAM  
UNIVERSITY OF ARIZONA  
Tucson, AZ  
\$179,091  
(Certificate in MCH Public Health)

### **Traumatic Brain Injury**

Traumatic Brain Injury Implementation  
Arizona State Department of Economic Security  
Phoenix, AZ  
\$118,069  
(Traumatic Brain Injury Implementation)

Traumatic Brain Injury Protection and Advocacy  
ARIZONA CENTER FOR DISABILITY LAW  
Phoenix, AZ  
\$50,734  
(Traumatic Brain Injury Protection and Advocacy)

### **Universal Newborn Hearing Screening**

UNIVERSAL NEWBORN HEARING SCREENING  
Arizona Department of Health Services  
Phoenix, AZ  
\$149,970  
(Universal Newborn Hearing Screening and Intervention)

Title V funds are administered by the MCAH Program and the Children's Medical Services (CMS) Branch in the State of California. The CMS Branch is part of the Department of Health Care Services and the MCAH Program is part of the California Department of Public Health in the Center for Family Health, which also includes the Women, Infants and Children Program and the Genetic Disease Screening Program. The MCAH Program conducts statewide assessment of needs, develops policies, plans and programs to improve the health of women, infants, adolescents, and families in California utilizing the core public health functions. The CMS Branch is responsible for the Child Health and Disability Prevention Program (CHDP), California Children's Services (CCS) program, and the Genetically Handicapped Persons Program (GHPP). CCS is the Children with Special Health Care Needs program.

State Population: **36,553,215**  
Live Births: **562,431**

## MCH PARTNERSHIP FUNDS - FY 2007

Title V Federal-State Block Grant: **\$1,384,412,247**  
Other MCHB Grant Programs: **\$13,007,290**  
Bioterrorism Grant Program: **\$0**  
Total MCH Partnership Funds: **\$1,397,419,537**

## CONTACT INFORMATION

### For More Information on Title V:

#### Title V Program, Contact:

Shabbir Ahmad, DVM, MS, PhD  
Acting Division Chief, California Maternal, Child and Adolescent Health Program  
1615 Capitol Avenue, Ms 8304, PO Box 997420  
Sacramento, California 95899-7420  
(916) 650-0300  
(916) 650-0305  
shabbir.ahmad@cdph.ca.gov  
www.cdph.ca.gov

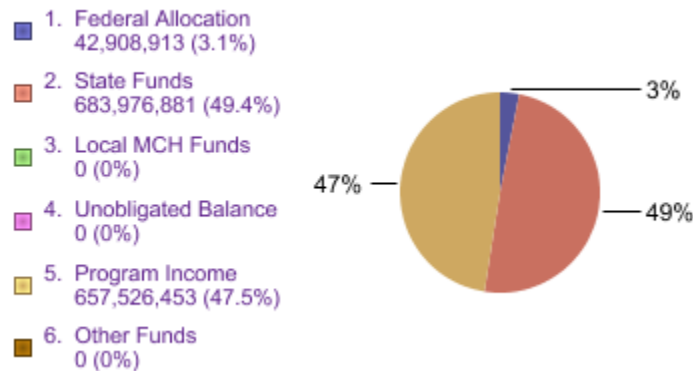
#### Title V Program's Services for Children with Special Health Care Needs, contact:

Marian Dalsey MD MPH  
Chief Children's Medical Services Branch  
1515 K Street Room 400 MS 8100 PO Box 997413  
Sacramento, California 95899-7413  
916-327-1400  
916-327-1106  
marian.dalsey@dhcs.ca.gov  
www.dhcs.ca.gov

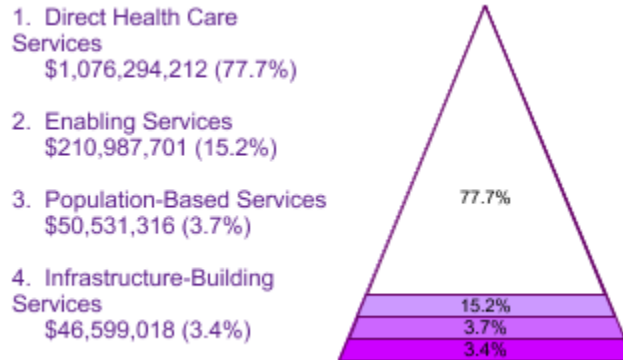
## TITLE V FEDERAL - STATE BLOCK GRANT EXPENDITURES

| By Number of Individuals Served and Population Group |                              |                        |             |
|--|------------------------------|------------------------|-------------|
| Populations Served                                   | Number of Individuals Served | Expenditures FY 2007   |             |
| Pregnant Women                                       | 562,157                      | \$48,729,499           | 3.5%        |
| Infants < 1 year old                                 | 615,204                      | \$33,838,896           | 2.4%        |
| Children 1 to 22 years old                           | 1,477,901                    | \$125,461,651          | 9.1%        |
| Children with Special Healthcare Needs               | 182,800                      | \$1,172,913,144        | 84.7%       |
| Others   | *                            | \$0                    | 0%          |
| Administration                                       |                              | \$3,469,057            | .3%         |
| <b>Totals</b>  | <b>2,838,062</b>             | <b>\$1,384,412,247</b> | <b>100%</b> |

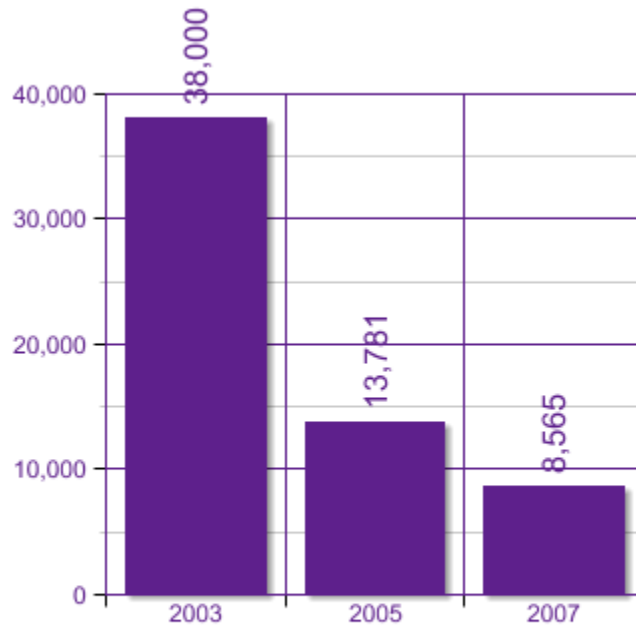
### By Source of Funds



### By Category of Services



### HOTLINE CALLS



1 (866) 241-0395  
en Espanol: 1-800-504-7081



## FAMILY PARTICIPATION IN CSHCN PROGRAM

|  |           |
|--|-----------|
| Family members participate on advisory committee or task forces and are offering training, mentoring, and reimbursement, when appropriate.           | 3         |
| Financial support (financial grants, technical assistance, travel, and child care) is offered for parent activities or parent groups.                | 3         |
| Family members are involved in the Children with Special Health Care Needs elements of the MCH Block Grant Application process.                      | 2         |
| Family members are involved in service training of CSHCN staff and providers.  | 3         |
| Family members hired as paid staff or consultants to the State CSHCN program (a family member is hired for his or her expertise as a family member). | 2         |
| Family members of diverse cultures are involved in all of the above activities.  | 3         |
| <b>FY 2007 Total:</b>  | <b>16</b> |
| <b>Total Possible:</b>   | <b>18</b> |

**Scale:**

- 0 = Not Met**
- 1 = Partially Met**
- 2 = Mostly Met**
- 3 = Completely Met**

## MATERNAL & CHILD HEALTH (MCH) MEASURES

| <b>Title V – MCH National Outcome Measures</b>   | <b>State 2007 Results</b> | <b>State 2012 Goal</b> |
|--|---------------------------|------------------------|
| The infant mortality rate per 1,000 live births.   | 5                         | 4.9                    |
| The ratio of the black infant mortality rate to the white infant mortality rate.   | 2.6                       | 2.3                    |
| The neonatal mortality rate per 1,000 live births.   | 3.5                       | 3.3                    |
| The postneonatal mortality rate per 1,000 live births.   | 1.6                       | 1.5                    |
| The perinatal mortality rate per 1,000 live births plus fetal deaths.  | 5.4                       | 5.2                    |
| The child death rate per 100,000 children aged 1 through 14.   | 15.9                      | 15.9                   |
| <b>Title V - MCH State Performance Measures</b>  | <b>State 2007 Results</b> | <b>State 2012 Goal</b> |
| The percent of children birth to 21 years enrolled in the CCS program who have a designated medical home.  | 84.2%                     | 84.2%                  |
| The ratio of pediatric cardiologists authorized by the CCS program to children birth through 14 years of age receiving cardiology services from these pediatric cardiologists. | 0.0                       | 0                      |
| The percent of women, aged 18-44 years, who reported 14 or more “not good” mental health days in the past 30 days (“frequent mental distress”).                                | 13.4%                     | 12.4%                  |
| The percent of women who reported drinking any alcohol in the first or last trimester of pregnancy.  | 15.8%                     | 16%                    |
| The rate of deaths per 100,000 adolescents aged 15 through 19 years caused by motor vehicle injuries.  | 16.9                      | 15.8                   |
| The incidence of neural tube defects (NTDs) per 10,000 live births plus fetal deaths among counties participating in the California Birth Defects Monitoring System.           | 7                         | 5.6                    |
| The percent of newly referred clients to the CCS program whose cases are opened within 30 days of referral.  | 76.2%                     | 79%                    |
| The percent of births resulting from an unintended pregnancy.  | 43.2%                     | 39.3%                  |
| The percent of 9th grade students who are not within the Healthy Fitness Zone for Body Composition.  | 32%                       | 31.9%                  |
| The percent of women, aged 18 years or older, reporting intimate partner physical, sexual or psychological abuse in the past 12 months.  | 7.6%                      | 7.9%                   |

| Title V - MCH National Performance Measures   | State 2007 Results | State 2012 Goal |
|---|--------------------|-----------------|
| The percent of screen positive newborns who received timely follow up to definitive diagnosis and clinical management for condition(s) mandated by their State-sponsored newborn screening programs.            | 100%               | 100%            |
| The percent of children with special health care needs age 0 to 18 years whose families partner in decision making at all levels and are satisfied with the services they receive. (CSHCN survey)               | 46.6%              | 52.5%           |
| The percent of children with special health care needs age 0 to 18 who receive coordinated, ongoing, comprehensive care within a medical home. (CSHCN Survey)   | 42.2%              | 51%             |
| The percent of children with special health care needs age 0 to 18 whose families have adequate private and/or public insurance to pay for the services they need. (CSHCN Survey)                               | 59.6%              | 65.5%           |
| Percent of children with special health care needs age 0 to 18 whose families report the community-based service systems are organized so they can use them easily. (CSHCN Survey)                              | 85.3%              | 87%             |
| The percentage of youth with special health care needs who received the services necessary to make transitions to all aspects of adult life, including adult health care, work, and independence.               | 37.1%              | 38%             |
| Percent of 19 to 35 month olds who have received full schedule of age appropriate immunizations against Measles, Mumps, Rubella, Polio, Diphtheria, Tetanus, Pertussis, Haemophilus Influenza, and Hepatitis B. | 80.3%              | 80.9%           |
| The rate of birth (per 1,000) for teenagers aged 15 through 17 years.   | 20.0               | 18.5            |
| Percent of third grade children who have received protective sealants on at least one permanent molar tooth.  | *                  | 30.1%           |
| The rate of deaths to children aged 14 years and younger caused by motor vehicle crashes per 100,000 children.  | 2.6                | 2.7             |
| The percent of mothers who breastfeed their infants at 6 months of age.   | 69.4%              | 73.5%           |
| Percentage of newborns who have been screened for hearing before hospital discharge.  | 76%                | 95%             |
| Percent of children without health insurance.   | 13.9%              | 12.7%           |
| Percentage of children, ages 2 to 5 years, receiving WIC services with a Body Mass Index (BMI) at or above the 85th percentile.   | 33.2%              | 33.4%           |
| Percentage of women who smoke in the last three months of pregnancy.  | 3%                 | 3.2%            |
| The rate (per 100,000) of suicide deaths among youths aged 15 through 19.   | 5.2                | 4.4             |
| Percent of very low birth weight infants delivered at facilities for high-risk deliveries and neonates.   | 66.9%              | 68.4%           |
| Percent of infants born to pregnant women receiving prenatal care beginning in the first trimester.   | 85.9%              | 87.5%           |

## 2007 TITLE V AND MCHB DISCRETIONARY GRANTS

### Emergency Medical Services for Children (EMSC)

EMSC Partnership Grants  
State of California  
Sacramento, CA  
\$114,997  
(EMSC Partnership Grants)

EMSC Targeted Issue Grants  
REGENTS OF THE U OF CALIFORNIA  
Davis, CA  
\$199,893  
(EMSC Targeted Issue Grants)

EMSC Targeted Issue Grants  
Los Angeles Biomedical Research Institute at Harbor-UCLA Med  
Torrance, CA  
\$198,729  
(EMSC Targeted Issue Grants)

Emergency Medical Service for Children Network Development  
REGENTS OF THE U OF CALIFORNIA  
Davis, CA  
\$742,630  
(Emergency Medical Services for Children: Network Development Demonstration Project)

### Healthy Start

ELIMINATING DISPARITIES IN PERINATAL HEALTH  
SHIELDS FOR FAMILIES PROJECT INC.  
Los Angeles, CA  
\$750,000  
(Healthy Start Initiative-Eliminating Racial/Ethnic Disparities)

HEALTHY START INITIATIVE  
ALAMEDA COUNTY HEALTH CARE SERVICES AGENCY  
San Leandro, CA  
\$2,000,000  
(Healthy Start Initiative-Eliminating Racial/Ethnic Disparities)

ELINIMINATING DISPARITIES IN PERINATAL HEALTH  
FRESNO COUNTY HUMAN SERVICES SYSTEM  
Fresno, CA  
\$1,150,000  
(Healthy Start Initiative-Eliminating Racial/Ethnic Disparities)

Disparities in Perinatal Health-Border Initiatives  
Project Concern International  
San Diego, CA  
\$596,922  
(Disparities in Perinatal Health-Border Initiatives)

## **Research**

MCH Research  
REGENTS OF THE U OF CALIFORNIA  
SACRAMENTO, CA  
\$377,368  
(MCH Research)

MCH Research  
THE REGENTS OF THE UNIV OF CALIFORNIA  
LOS ANGELES, CA  
\$254,997  
(MCH Research)

Birth Outcomes And Early Health Trajectories  
SAN DIEGO STATE UNIVERSITY FOUNDATION  
SAN DIEGO, CA  
\$119,573  
(MCH Research)

Using The National Survey Of Children's Health To Examine Medical Home Effects On Asthma  
Hospitalizations For Vulnerable Children  
UNIVERSITY OF SOUTHERN CALIFORNIA  
Los Angeles, CA  
\$100,000  
(MCH Research)

Leveraging Technology as a Clinician Extender to Screen Culturally Diverse Young Women for  
Chlamydia During Urgent Care  
THE REGENTS OF THE UNIVERSITY OF CALIFORNIA, SAN FRANCISCO  
San Francisco, CA  
\$291,472  
(MCH Research)

Increasing Access and Improving the Care Delivered to Abused Children in Rural, Underserved  
Hospitals with Telemedicine  
Regents of the University of California  
Davis, CA  
\$298,703  
(MCH Research)

Neighborhood Effects on Children's Health & Access to Care  
THE REGENTS OF THE UNIV OF CALIFORNIA  
LOS ANGELES, CA  
\$229,488  
(MCH Research)

**Title V - Community Integrated Service Systems (CISS)**

CISS - SECCS (PLANNING)  
California Department of Public Health  
Sacramento, CA  
\$140,000  
(Community-Based Integrated Service Systems (Local/State))

**Title V - Special Projects of Regional and National Significance (SPRANS)**

State Implementation Grants for Integrated Community Systems for CSHCN  
CHILDRENS HOSPITAL LOS ANGELES  
Los Angeles, CA  
\$299,670  
(State Implementation Grants for Integrated Community Systems for CSHCN)

Healthy Tomorrows Partnership for Children Program  
Little Company of Mary Health Services  
Torrance, CA  
\$50,000  
(Healthy Tomorrows Partnership for Children Program)

Health Families Expansion Program  
Pediatric Dental Initiative of the North Coast, Inc  
Santa Rosa, CA  
\$50,000  
(Healthy Tomorrows Partnership for Children Program)

Healthy Tomorrows Partnership for Children Program  
Community Action Partnership of Sonoma County  
Santa Rosa, CA  
\$50,000  
(Healthy Tomorrows Partnership for Children Program)

Healthy Tomorrows Partnership for Children Program  
CENTRO DE SALUD DE LA COMUNIDAD SAN YSIDRO  
San Ysidro, CA  
\$50,000  
(Healthy Tomorrows Partnership for Children Program)

CMS NET (CSHCN DATA SYSTEM) AS AN INFO., NEEDS ASSESS., AND PERF. MEASURE  
TOOL  
CA ST DEPARTMENT OF HEALTH SERVICES  
SACRAMENTO, CA  
\$94,644  
(State Systems Development Initiative)

REGION IX COMPREHENSIVE HEMOPHILIA CARE PROGRAM  
CHILDREN'S HOSPITAL OF ORANGE COUNTY  
Orange, CA  
\$779,864  
(Hemophilia Treatment Centers (SPRANS))

GENETICS SERVICES  
SICKLE CELL DISEASE FOUNDATION OF CALIFORNIA  
Culver City, CA  
\$183,000  
(Genetic Services Project)

GENETICS SERVICES  
Children's Hospital & Research Center of Oakland  
Oakland, CA  
\$183,000  
(Genetic Services Project)

Children's Oral Healthcare Access Program  
DENTAL HEALTH FOUNDATION  
Oakland, CA  
\$160,000  
(Childrens Oral Healthcare Access Program)

Healthy Behaviors in Women  
FAMILY HEALTH CENTERS OF SAN DIEGO, INC.  
San Diego, CA  
\$145,773  
(Healthy Behaviors in Women)

Family Professional Partnership/CSHCN  
SUPPORT FOR FAMILIES OF CHILDREN W/DISABILITIES  
San Francisco, CA  
\$95,700  
(Family Professional Partnership/CSHCN)

GENETICS SERVICES  
Children's Hospital & Research Center of Oakland  
Oakland, CA  
\$175,000  
(Thalassemia)

Awareness and Access to Care for Children and Youths with Epilepsy  
CHILDRENS HOSPITAL LOS ANGELES  
Los Angeles, CA  
\$495,000  
(Awareness and Access to Care for Children and Youths with Epilepsy)

Epidemiological MCH/SPH Institute  
THE REGENTS OF THE UNIV OF CALIFORNIA  
LOS ANGELES, CA  
\$26,000  
(Epidemiological MCH/SPH Institute)

MCH Pipeline Training Program  
THE REGENTS OF THE UNIV OF CALIFORNIA  
LOS ANGELES, CA  
\$170,000  
(MCH Pipeline Training Program)

Leadership Training in Pediatric Dentistry  
THE REGENTS OF THE UNIV OF CALIFORNIA  
LOS ANGELES, CA  
\$210,000  
(Leadership Training in Pediatric Dentistry)

MCH Knowledge to Practice  
The Regents of the University of California  
Berkeley, CA  
\$30,000  
(MCH Continuing Education)

LEADERSHIP TRAINING IN ADOLESCENT HEALTH  
The Regents of the University of California, San Francisco  
San Francisco, CA  
\$449,000  
(Leadership Education in Adolescent Health)

ORAL HEALTH POLICY CENTER  
THE REGENTS OF THE UNIV OF CALIFORNIA  
LOS ANGELES, CA  
\$310,000  
(Oral Health)

NATIONAL ADOLESCENT HEALTH INFORMATION CENTER  
The Regents of the University of California, San Francisco  
San Francisco, CA  
\$200,000  
(Adolescent Health/School-Based Health)

POLICY INFORMATION & ANALYSIS CENTER CHILDHOOD/ADOLESCENT  
The Regents of the University of California, San Francisco  
San Francisco, CA  
\$250,000  
(Adolescent Health/School-Based Health)

TRAINING & TECHNICAL ASSIST CTR FOR MENTAL HEALTH IN SCH  
THE REGENTS OF THE UNIV OF CALIFORNIA  
LOS ANGELES, CA  
\$300,000  
(Adolescent Health/School-Based Health)

Adolescent Health/School-Based Health  
THE REGENTS OF THE UNIV OF CALIFORNIA  
LOS ANGELES, CA  
\$300,000  
(Adolescent Health/School-Based Health)

### **Traumatic Brain Injury**

Traumatic Brain Injury Implementation  
CALIFORNIA DEPARTMENT OF MENTAL HEALTH  
SACRAMENTO, CA  
\$118,600  
(Traumatic Brain Injury Implementation)



Traumatic Brain Injury Protection and Advocacy  
Disability Rights California  
SACRAMENTO, CA  
\$117,267  
(Traumatic Brain Injury Protection and Advocacy)

**Universal Newborn Hearing Screening**

UNIVERSAL NEWBORN HEARING SCREENING  
CALIFORNIA DEPARTMENT OF EDUCATION  
SACRAMENTO, CA  
\$150,000  
(Universal Newborn Hearing Screening and Intervention)

The Colorado Department of Public Health and Environment administers the state Title V grant within the Prevention Services Division as part of the Center for Healthy Families and Communities. Most of the programs associated with the Title V grant are housed in this Center that includes the Special Supplemental Nutrition Program for Women, Infants and Children; the Child and Adult Care Food Program housed with WIC; the Women's Health Unit (Family Planning, Prenatal, Prenatal Plus and Nurse Home Visitor programs); the Child, Adolescent & School Health (CASH) Unit (Early Childhood Systems Development, Adolescent Health Promotion, School-Based Health Centers and the Tony Grampas Youth Services program); the Children with Special Health Care Needs Unit; the Injury, Suicide and Violence Prevention Unit; and a fiscal and administrative services unit. There is also access to a Evaluation, Planning and Epidemiology Branch.

State Population: **4,861,515**  
Live Births: **70,750**

## MCH PARTNERSHIP FUNDS - FY 2007

Title V Federal-State Block Grant: **\$12,822,656**  
Other MCHB Grant Programs: **\$3,026,405**  
Bioterrorism Grant Program: **\$0**  
Total MCH Partnership Funds: **\$15,849,061**

## CONTACT INFORMATION

### For More Information on Title V:

#### Title V Program, Contact:

Karen Trierweiler  
Director, Center for Healthy Families and Communities  
Colorado Department of Health, 4300 Cherry Creek Drive South  
Denver, Colorado 80246  
303 692-2481  
303 782-5576  
karen.trierweiler@state.co.us

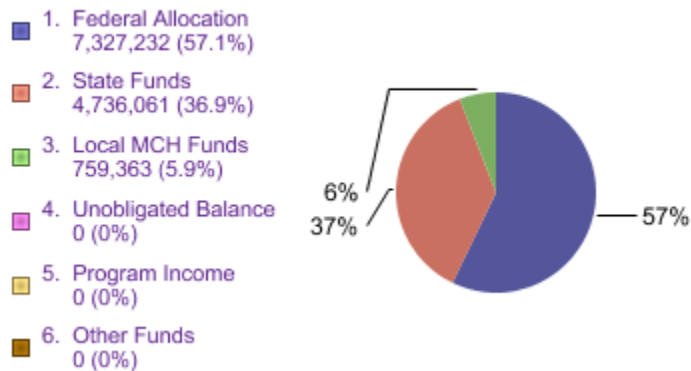
#### Title V Program's Services for Children with Special Health Care Needs, contact:

Kathy Watters  
Director, Children with Special Health Care Needs Section  
CDPHE, 4300 Cherry Creek Drive South  
Denver, Colorado 80246  
303 692-2418  
303 782-5576  
kathy.watters@state.co.us

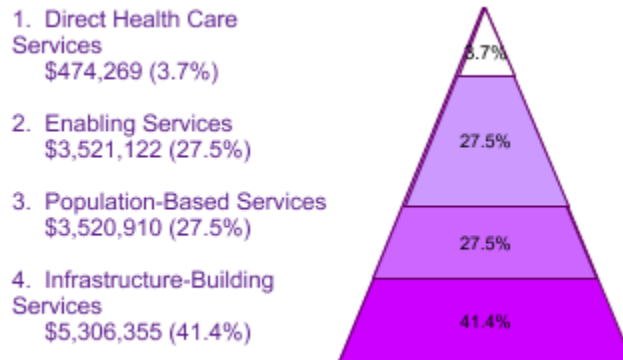
## TITLE V FEDERAL - STATE BLOCK GRANT EXPENDITURES

| By Number of Individuals Served and Population Group |                              |                      |             |
|--|------------------------------|----------------------|-------------|
| Populations Served                                   | Number of Individuals Served | Expenditures FY 2007 |             |
| Pregnant Women                                       | 13,680                       | \$2,481,784          | 19.4%       |
| Infants < 1 year old                                 | 68,282                       | \$0                  | 0%          |
| Children 1 to 22 years old                           | 151,029                      | \$4,166,942          | 32.5%       |
| Children with Special Healthcare Needs               | 11,559                       | \$5,195,335          | 40.5%       |
| Others   | 27,610                       | \$0                  | 0%          |
| Administration                                       |                              | \$978,595            | 7.6%        |
| <b>Totals</b>  | <b>272,160</b>               | <b>\$12,822,656</b>  | <b>100%</b> |

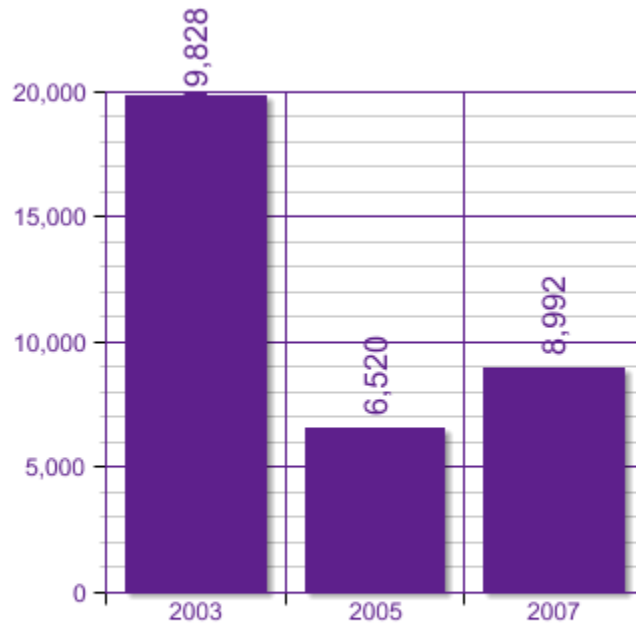
### By Source of Funds



### By Category of Services



### HOTLINE CALLS



(800)688-777  
en Español: 1-800-504-7081

## FAMILY PARTICIPATION IN CSHCN PROGRAM

|  |           |
|--|-----------|
| Family members participate on advisory committee or task forces and are offering training, mentoring, and reimbursement, when appropriate.           | 3         |
| Financial support (financial grants, technical assistance, travel, and child care) is offered for parent activities or parent groups.                | 3         |
| Family members are involved in the Children with Special Health Care Needs elements of the MCH Block Grant Application process.                      | 3         |
| Family members are involved in service training of CSHCN staff and providers.  | 3         |
| Family members hired as paid staff or consultants to the State CSHCN program (a family member is hired for his or her expertise as a family member). | 3         |
| Family members of diverse cultures are involved in all of the above activities.  | 3         |
| <b>FY 2007 Total:</b>  | <b>18</b> |
| <b>Total Possible:</b>   | <b>18</b> |

**Scale:**

- 0 = Not Met**
- 1 = Partially Met**
- 2 = Mostly Met**
- 3 = Completely Met**

## MATERNAL & CHILD HEALTH (MCH) MEASURES

| <b>Title V – MCH National Outcome Measures</b>   | <b>State 2007 Results</b> | <b>State 2012 Goal</b> |
|--|---------------------------|------------------------|
| The infant mortality rate per 1,000 live births.   | 5.7                       | 5.3                    |
| The ratio of the black infant mortality rate to the white infant mortality rate.   | 2.3                       | 1.8                    |
| The neonatal mortality rate per 1,000 live births.   | 4.4                       | 4.2                    |
| The postneonatal mortality rate per 1,000 live births.   | 1.3                       | 1.1                    |
| The perinatal mortality rate per 1,000 live births plus fetal deaths.  | 9.9                       | 9.6                    |
| The child death rate per 100,000 children aged 1 through 14.   | 18.2                      | 15                     |
| <b>Title V - MCH State Performance Measures</b>  | <b>State 2007 Results</b> | <b>State 2012 Goal</b> |
| The proportion of children and adolescents attending public schools who have access to basic preventive and primary, physical and behavioral health services through school-based health centers | 22.2%                     | 15%                    |
| Percent of Medicaid-eligible children who receive dental services as part of their comprehensive services  | 36.0%                     | 38%                    |
| The percentage of women with inadequate weight gain during pregnancy   | 27.5%                     | 18%                    |
| The rate of birth (per 1,000) for Latina teenagers age 15-17   | 69.6                      | 64                     |
| The motor vehicle death rate for teens 15-19 years old.  | 19.0                      | 13                     |
| Percent of mothers smoking during the 3 months before pregnancy.   | 20.3%                     | 18%                    |
| The proportion of all children 2-14 whose BMI is at or above 85% of normal weight for height.  | 25.8%                     | 24%                    |
| Percent of children who have difficulty with emotions, concentration, or behavior.   | 28.2%                     | 25%                    |
| Percent of center-based child care programs using a child care nurse consultant.   | 90.0%                     | 98%                    |
| The proportion of high school students reporting binge drinking in the past month.   | 30.6%                     | 27%                    |

| Title V - MCH National Performance Measures   | State 2007 Results | State 2012 Goal |
|---|--------------------|-----------------|
| The percent of screen positive newborns who received timely follow up to definitive diagnosis and clinical management for condition(s) mandated by their State-sponsored newborn screening programs.            | 100.0%             | 100%            |
| The percent of children with special health care needs age 0 to 18 years whose families partner in decision making at all levels and are satisfied with the services they receive. (CSHCN survey)               | 59.1%              | 65%             |
| The percent of children with special health care needs age 0 to 18 who receive coordinated, ongoing, comprehensive care within a medical home. (CSHCN Survey)   | 48.2%              | 51.7%           |
| The percent of children with special health care needs age 0 to 18 whose families have adequate private and/or public insurance to pay for the services they need. (CSHCN Survey)                               | 59.1%              | 60%             |
| Percent of children with special health care needs age 0 to 18 whose families report the community-based service systems are organized so they can use them easily. (CSHCN Survey)                              | 87.8%              | 89%             |
| The percentage of youth with special health care needs who received the services necessary to make transitions to all aspects of adult life, including adult health care, work, and independence.               | 47%                | 49%             |
| Percent of 19 to 35 month olds who have received full schedule of age appropriate immunizations against Measles, Mumps, Rubella, Polio, Diphtheria, Tetanus, Pertussis, Haemophilus Influenza, and Hepatitis B. | 80%                | 90%             |
| The rate of birth (per 1,000) for teenagers aged 15 through 17 years.   | 23.7               | 20              |
| Percent of third grade children who have received protective sealants on at least one permanent molar tooth.  | 35%                | 41.5%           |
| The rate of deaths to children aged 14 years and younger caused by motor vehicle crashes per 100,000 children.  | 3.2                | 2.3             |
| The percent of mothers who breastfeed their infants at 6 months of age.   | 42%                | 50%             |
| Percentage of newborns who have been screened for hearing before hospital discharge.  | 97.6%              | 98%             |
| Percent of children without health insurance.   | 10.3%              | 7%              |
| Percentage of children, ages 2 to 5 years, receiving WIC services with a Body Mass Index (BMI) at or above the 85th percentile.   | 24.3%              | 22%             |
| Percentage of women who smoke in the last three months of pregnancy.  | 10.4%              | 7%              |
| The rate (per 100,000) of suicide deaths among youths aged 15 through 19.   | 10.8               | 8.5             |
| Percent of very low birth weight infants delivered at facilities for high-risk deliveries and neonates.   | 81.4%              | 90%             |
| Percent of infants born to pregnant women receiving prenatal care beginning in the first trimester.   | 79.7%              | 85%             |

## 2007 TITLE V AND MCHB DISCRETIONARY GRANTS

### Emergency Medical Services for Children (EMSC)

EMSC Partnership Grants  
COLORADO STATE DEPT/PUB HLTH & ENVIRONMENT  
DENVER, CO  
\$115,000  
(EMSC Partnership Grants)

### Healthy Start

ELIMINATING DISPARITIES IN PERINATAL HEALTH  
METRO COMMUNITY PROVIDER NETWORK  
Englewood, CO  
\$700,000  
(Healthy Start Initiative-Eliminating Racial/Ethnic Disparities)

### Research

WRAPAROUND CARE COORDINATION FOR PART C CHILDREN  
UNIVERSITY OF COLORADO AT DENVER AND HEALTH SCIENCES CENTER  
Aurora, CO  
\$254,740  
(MCH Research)

### Title V - Community Integrated Service Systems (CISS)

CISS - SECCS (PLANNING)  
COLORADO STATE DEPT/PUB HLTH & ENVIRONMENT  
DENVER, CO  
\$140,000  
(Community-Based Integrated Service Systems (Local/State))

### Title V - Special Projects of Regional and National Significance (SPRANS)

Improving Understanding of Maternal and Child Health and Health Care Issues  
NATIONAL CONFERENCE OF STATE LEGISLATURES  
Denver, CO  
\$200,000  
(Improving Understanding of Maternal and Child Health and Health Care Issues)

Improving Understanding of Maternal and Child Health and Health Care Issues  
NATIONAL CONFERENCE OF STATE LEGISLATURES  
Denver, CO  
\$200,000  
(Improving Understanding of Maternal and Child Health and Health Care Issues)



Healthy Tomorrows Partnership for Children Program  
DENVER HEALTH & HOSPITAL AUTHORITY  
Denver, CO  
\$50,000  
(Healthy Tomorrows Partnership for Children Program)

MCHB STATE SYSTEMS DEVELOPMENT INITIATIVE  
COLORADO STATE DEPT/PUB HLTH & ENVIRONMENT  
DENVER, CO  
\$94,644  
(State Systems Development Initiative)

HEMOPHILIA DIAGNOSTIC AND TREATMENT CENTERS REGION VIII  
UNIVERSITY OF COLORADO DENVER  
Aurora, CO  
\$351,207  
(Hemophilia Treatment Centers (SPRANS))

Children's Oral Healthcare Access Program  
COLORADO STATE DEPT/PUB HLTH & ENVIRONMENT  
DENVER, CO  
\$159,714  
(Children's Oral Healthcare Access Program)

LEADERSHIP OPTION: CARE OF CHILDREN WITH SPECIAL HEALTH NEEDS  
UNIVERSITY OF COLORADO DENVER  
Denver, CO  
\$180,000  
(Leadership Training in Nursing)

Adolescent Health/School-Based Health  
NATIONAL CONFERENCE OF STATE LEGISLATURES  
Denver, CO  
\$100,000  
(Adolescent Health/School-Based Health)

NATIONAL RESOURCE CENTER FOR HEALTH AND SAFETY IN CHILD CARE  
UNIVERSITY OF COLORADO DENVER  
Aurora, CO  
\$312,500  
(Child Care)

### **Traumatic Brain Injury**

Traumatic Brain Injury Implementation  
CO DEPARTMENT OF HUMAN SERVICES  
Denver, CO  
\$118,600  
(Traumatic Brain Injury Implementation)

Traumatic Brain Injury Protection and Advocacy  
CENTER FOR LEGAL ADVOCACY  
DENVER, CO  
\$50,000  
(Traumatic Brain Injury Protection and Advocacy)

1. State MCH Administration: (max 2500 characters)

The CT Department of Public Health (DPH), the state's leader in public health policy and advocacy, is the agency which administers Connecticut's Title V Maternal and Child Health Services Block Grant. Title V funding allows the state to address the health concerns of the Maternal and Child population (including women during the interconceptional period, and men) throughout the state through community-based programs and interventions. These programs include Perinatal Case Management Programs (i.e., state Healthy Start), Early Hearing, Detection and Intervention Universal (Newborn Hearing Screening), Children and Youth with Special Health Care Needs (CYSHCN) and School Based Health Centers (SBHC). These programs address the health needs of the three maternal and child population groups. Additionally, state capacity supported by Title V funding allows for ongoing assessment, planning, evaluation and policy-making activities regarding the state's MCH population, whether it be within the department, between state agencies, or in collaboration with other MCH organizations and community partners.

State Population: **3,502,309**

Live Births: **41,807**

## MCH PARTNERSHIP FUNDS - FY 2007

Title V Federal-State Block Grant: **\$11,992,357**

Other MCHB Grant Programs: **\$1,843,212**

Bioterrorism Grant Program: **\$0**

Total MCH Partnership Funds: **\$13,835,569**

## CONTACT INFORMATION

### For More Information on Title V:

**Title V Program, Contact:**

Lisa Davis

Title V MCH Director, Section Chief, FHS

410 Capitol Avenue PO Box 340308

Hartford, CT 06016

(860) 509-8074

(860) 509-7720

Lisa.Davis@ct.gov

**Title V Program's Services for Children with Special Health Care Needs, contact:**

Mark Keenan

CYSHCN Director

410 Capitol Avenue PO Box 340308

Hartford, CT 06016

(860) 509-8074

(860) 509-7720

Mark.Keenan@ct.gov

## TITLE V FEDERAL - STATE BLOCK GRANT EXPENDITURES

| By Number of Individuals Served and Population Group |                              |                      |             |
|--|------------------------------|----------------------|-------------|
| Populations Served                                   | Number of Individuals Served | Expenditures FY 2007 |             |
| Pregnant Women                                       | 7,556                        | \$1,170,177          | 9.8%        |
| Infants < 1 year old                                 | 41,722                       | \$1,402,907          | 11.7%       |
| Children 1 to 22 years old                           | 142,752                      | \$5,923,150          | 49.4%       |
| Children with Special Healthcare Needs               | 33,140                       | \$3,064,382          | 25.6%       |
| Others   | 178,477                      | \$246,147            | 2.1%        |
| Administration                                       |                              | \$185,594            | 1.5%        |
| <b>Totals</b>  | <b>403,647</b>               | <b>\$11,992,357</b>  | <b>100%</b> |

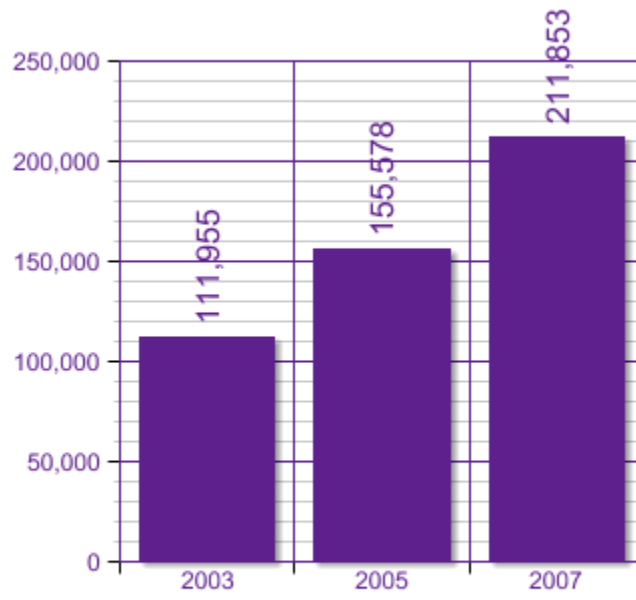
  

| By Source of Funds   |  |
|--|--|
| <ul style="list-style-type: none"> <li>1. Federal Allocation<br/>4,269,869 (35.6%)</li> <li>2. State Funds<br/>7,095,000 (59.2%)</li> <li>3. Local MCH Funds<br/>0 (0%)</li> <li>4. Unobligated Balance<br/>627,488 (5.2%)</li> <li>5. Program Income<br/>0 (0%)</li> <li>6. Other Funds<br/>0 (0%)</li> </ul> |  |

| By Category of Services  |  |
|--|--|
| <ul style="list-style-type: none"> <li>1. Direct Health Care Services<br/>\$4,503,618 (37.6%)</li> <li>2. Enabling Services<br/>\$2,382,064 (19.9%)</li> <li>3. Population-Based Services<br/>\$666,226 (5.6%)</li> <li>4. Infrastructure-Building Services<br/>\$4,440,449 (37%)</li> </ul> |  |

**HOTLINE CALLS**



211 Infoline  
en Espanol: 1-800-504-7081

## FAMILY PARTICIPATION IN CSHCN PROGRAM

|  |           |
|--|-----------|
| Family members participate on advisory committee or task forces and are offering training, mentoring, and reimbursement, when appropriate.           | 3         |
| Financial support (financial grants, technical assistance, travel, and child care) is offered for parent activities or parent groups.                | 3         |
| Family members are involved in the Children with Special Health Care Needs elements of the MCH Block Grant Application process.                      | 3         |
| Family members are involved in service training of CSHCN staff and providers.  | 3         |
| Family members hired as paid staff or consultants to the State CSHCN program (a family member is hired for his or her expertise as a family member). | 3         |
| Family members of diverse cultures are involved in all of the above activities.  | 3         |
| <b>FY 2007 Total:</b>  | <b>18</b> |
| <b>Total Possible:</b>   | <b>18</b> |

**Scale:**

- 0 = Not Met**
- 1 = Partially Met**
- 2 = Mostly Met**
- 3 = Completely Met**

## MATERNAL & CHILD HEALTH (MCH) MEASURES

| <b>Title V – MCH National Outcome Measures</b>   | <b>State 2007 Results</b> | <b>State 2012 Goal</b> |
|--|---------------------------|------------------------|
| The infant mortality rate per 1,000 live births.   | *                         | 5.1                    |
| The ratio of the black infant mortality rate to the white infant mortality rate.   | *                         | 2.5                    |
| The neonatal mortality rate per 1,000 live births.   | *                         | 3.5                    |
| The postneonatal mortality rate per 1,000 live births.   | *                         | 1.2                    |
| The perinatal mortality rate per 1,000 live births plus fetal deaths.  | *                         | 8                      |
| The child death rate per 100,000 children aged 1 through 14.   | *                         | 13                     |
| <b>Title V - MCH State Performance Measures</b>  | <b>State 2007 Results</b> | <b>State 2012 Goal</b> |
| Cumulative number of datasets incorporated into integrated warehouse (called HIP-KIDS).  | 2.0                       | 7                      |
| Cumulative number of formal agreements, in the format of Memoranda of Agreements (MOA's) and collaborative agreements, that serve the needs of the three MCH populations.                              | 20                        | 25                     |
| Percent of 9-12 graders who reported being in a fight within the past 12 months.   | 31.4%                     | 32.3%                  |
| Percent increase in the number of adolescents 10-20 years old who receive services in school based health centers.   | 15.6%                     | 40%                    |
| Percent of schools that have used a program to reduce obesity through physical exercise and nutrition education programs.  | *                         | 9.5%                   |
| Percent of infants born to women under 20 years of age receiving prenatal care in the first trimester  | *                         | 71.4%                  |
| Percent of CYSHCN who receive family-centered,community-based, culturally-competent,comprehensive, coordinated family/caregiver support svcs incl. respite in the Regional Medical Home System of Care | 86.4%                     | 93.2%                  |
| Percent of licensed child care centers serving children age birth to five who have on-site health consultation, as defined by the standards in "Caring for Our Children".                              | *                         | 0%                     |

| Title V - MCH National Performance Measures   | State 2007 Results | State 2012 Goal |
|---|--------------------|-----------------|
| The percent of screen positive newborns who received timely follow up to definitive diagnosis and clinical management for condition(s) mandated by their State-sponsored newborn screening programs.            | 100.0%             | 100%            |
| The percent of children with special health care needs age 0 to 18 years whose families partner in decision making at all levels and are satisfied with the services they receive. (CSHCN survey)               | 57.8%              | 59.8%           |
| The percent of children with special health care needs age 0 to 18 who receive coordinated, ongoing, comprehensive care within a medical home. (CSHCN Survey)   | 48.5%              | 48.5%           |
| The percent of children with special health care needs age 0 to 18 whose families have adequate private and/or public insurance to pay for the services they need. (CSHCN Survey)                               | 61.7%              | 61.7%           |
| Percent of children with special health care needs age 0 to 18 whose families report the community-based service systems are organized so they can use them easily. (CSHCN Survey)                              | 89.4%              | 89.4%           |
| The percentage of youth with special health care needs who received the services necessary to make transitions to all aspects of adult life, including adult health care, work, and independence.               | 43.4%              | 43.3%           |
| Percent of 19 to 35 month olds who have received full schedule of age appropriate immunizations against Measles, Mumps, Rubella, Polio, Diphtheria, Tetanus, Pertussis, Haemophilus Influenza, and Hepatitis B. | *                  | 90.2%           |
| The rate of birth (per 1,000) for teenagers aged 15 through 17 years.   | *                  | 12              |
| Percent of third grade children who have received protective sealants on at least one permanent molar tooth.  | 38.0%              | 38%             |
| The rate of deaths to children aged 14 years and younger caused by motor vehicle crashes per 100,000 children.  | *                  | 0.9             |
| The percent of mothers who breastfeed their infants at 6 months of age.   | *                  | 52%             |
| Percentage of newborns who have been screened for hearing before hospital discharge.  | *                  | 99.6%           |
| Percent of children without health insurance.   | 6%                 | 5.5%            |
| Percentage of children, ages 2 to 5 years, receiving WIC services with a Body Mass Index (BMI) at or above the 85th percentile.   | 32.2%              | 31.7%           |
| Percentage of women who smoke in the last three months of pregnancy.  | *                  | 0.1%            |
| The rate (per 100,000) of suicide deaths among youths aged 15 through 19.   | *                  | 6               |
| Percent of very low birth weight infants delivered at facilities for high-risk deliveries and neonates.   | *                  | 87.8%           |
| Percent of infants born to pregnant women receiving prenatal care beginning in the first trimester.   | *                  | 88.5%           |



## 2007 TITLE V AND MCHB DISCRETIONARY GRANTS

### Emergency Medical Services for Children (EMSC)

EMSC Partnership Grants  
CONNECTICUT DEPARTMENT OF PUBLIC HEALTH  
Hartford, CT  
\$115,000  
(EMSC Partnership Grants)

### Healthy Start

ELIMINATING DISPARITIES IN PERINATAL HEALTH  
COMMUNITY FOUNDATION OF GREATER NEW HAVEN  
New Haven, CT  
\$900,000  
(Healthy Start Initiative-Eliminating Racial/Ethnic Disparities)

### Title V - Community Integrated Service Systems (CISS)

Community-Based Integrated Service Systems (Local/State)  
STATE OF CONNECTICUT  
HARTFORD, CT  
\$140,000  
(Community-Based Integrated Service Systems (Local/State))

### Title V - Special Projects of Regional and National Significance (SPRANS)

State Agency Partnerships for Promoting Child and Adolescent Mental Health  
State of Connecticut Department of Public Health  
Hartford, CT  
\$85,000  
(State Agency Partnerships for Promoting Child and Adolescent Mental Health)

Healthy Tomorrows Partnership for Children Program  
COMMUNITY HEALTH CENTER, INC.  
MIDDLETOWN, CT  
\$50,000  
(Healthy Tomorrows Partnership for Children Program)

LINKAGE OF WIC ELIGIBILITY FILES AND BIRTH RECORDS  
CONNECTICUT DEPARTMENT OF PUBLIC HEALTH  
Hartford, CT  
\$94,644  
(State Systems Development Initiative)

Children's Oral Healthcare Access Program  
State of Connecticut Department of Public Health  
Hartford, CT  
\$160,000  
(Childrens Oral Healthcare Access Program)

**Traumatic Brain Injury**

Traumatic Brain Injury Implementation  
Connecticut Department of Social Services  
Hartford, CT  
\$100,000  
(Traumatic Brain Injury Implementation)

Traumatic Brain Injury Protection and Advocacy  
STATE OF CONNECTICUT OFFICE OF PROTECTION AND ADVOCACY FOR PERSONS  
WITH DISABILITIES  
Hartford, CT  
\$50,000  
(Traumatic Brain Injury Protection and Advocacy)

**Universal Newborn Hearing Screening**

UNIVERSAL NEWBORN HEARING SCREENING  
STATE OF CONNECTICUT  
HARTFORD, CT  
\$148,568  
(Universal Newborn Hearing Screening and Intervention)

This year the DOH experienced two major organizational events. Under the direction of the Director of Health, Dr. Gregg Pane, DOH was realigned to form seven administrations. The realignment reduced the number of DOH administrations from 11 to seven, reallocated staff to a new procurement and grants management function, and created a new focus on performance accountability. The new DOH operational structure incorporates many of the recommendations from DC Mayor Adrian Fenty's Pre-Transition Health Team. The primary changes included 1) the integration of the Bureau of Epidemiology and Health Risk Assessment with the State Center for Health Statistics and the State Health Planning and Development Agency to create a Center for Policy, Planning and Epidemiology. 2) Changing the name of the Maternal and Primary Care Administration to the Community Health Administration (CHA). This Administration is responsible for the Office of Grants Management and Program Planning, Perinatal and Infant Health Bureau, CSHCN Bureau, CASH Bureau, and the Nutrition and Physical Fitness Bureau. A copy of CHA's organizational chart is enclosed as an attachment. In October 2008 the Lead Program moves to the District Department of the Environment.

In March 2008 Mayor Fenty named Pierre N.D. Vigilance, MD, MPH as Director of DOH. Dr. Viligance served as the director and health officer of the Baltimore County Department of Health since 2005.

Other significant staff changes within the Community Health Administration include assignment of Charles Nichols, MPP, Chief, Grants Monitoring and Evaluation and Nathaniel Beers, MD, Deputy Director of Policy and Planning. Brief biographical sketches of Mr. Nichols and Dr. Beers are enclosed as an attachment.

Dr. Cano continues as the Senior Deputy Director of the CHA and fully supports and advocates CHA's overarching goal to improve the health and well being of residents by reporting, investigating and controlling communicable diseases, prevention of chronic diseases and their complication, and engaging in health care system planning to meet the service needs of the population. CHA focuses on carrying out the Mayor's initiatives to reorient the health care system toward community-based prevention, primary care, and keeping citizens healthy.

State Population: **588,292**  
Live Births: **8,529**

---

## MCH PARTNERSHIP FUNDS - FY 2007

Title V Federal-State Block Grant: **\$13,678,400**  
Other MCHB Grant Programs: **\$14,622,580**  
Bioterrorism Grant Program: **\$0**  
Total MCH Partnership Funds: **\$28,300,980**

## CONTACT INFORMATION

### For More Information on Title V:

#### **Title V Program, Contact:**

Nathaniel S. Beers, MD  
Director of Policy and Planning  
825 N. Capitol St. NE, 3rd Floor  
Washington, DC 20002  
202-442-8984  
202-442-4947  
nathaniel.beers@dc.gov

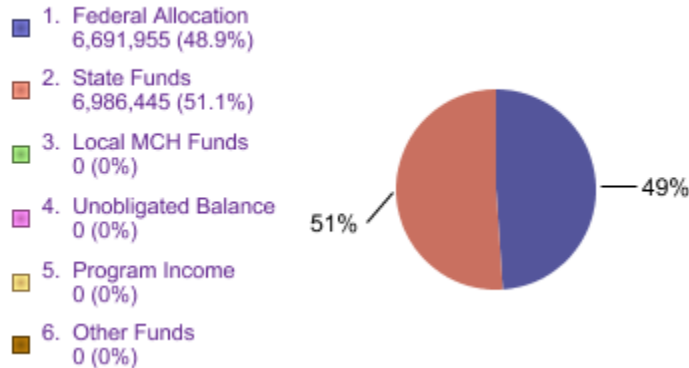
#### **Title V Program's Services for Children with Special Health Care Needs, contact:**

Joyce Brooks, MSW  
Chief, Special Health Care Needs bureau  
825 N. Capitol St. NE, 3rd Floor  
Washington, DC 20002  
202-442-5894  
202-442-4947  
joyce.brooks@dc.gov

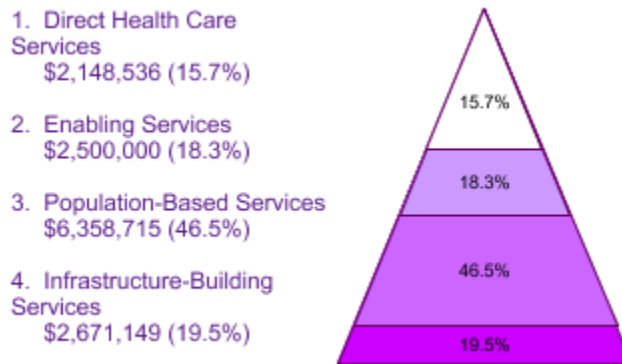
## TITLE V FEDERAL - STATE BLOCK GRANT EXPENDITURES

| By Number of Individuals Served and Population Group |                              |                      |             |
|--|------------------------------|----------------------|-------------|
| Populations Served                                   | Number of Individuals Served | Expenditures FY 2007 |             |
| Pregnant Women                                       | 7,339                        | \$1,300,000          | 9.5%        |
| Infants < 1 year old                                 | 14,760                       | \$1,300,000          | 9.5%        |
| Children 1 to 22 years old                           | 71,194                       | \$8,005,447          | 58.5%       |
| Children with Special Healthcare Needs               | 19,166                       | \$2,289,994          | 16.7%       |
| Others   | 0                            | \$499,295            | 3.7%        |
| Administration                                       |                              | \$283,664            | 2.1%        |
| <b>Totals</b>  | <b>112,459</b>               | <b>\$13,678,400</b>  | <b>100%</b> |

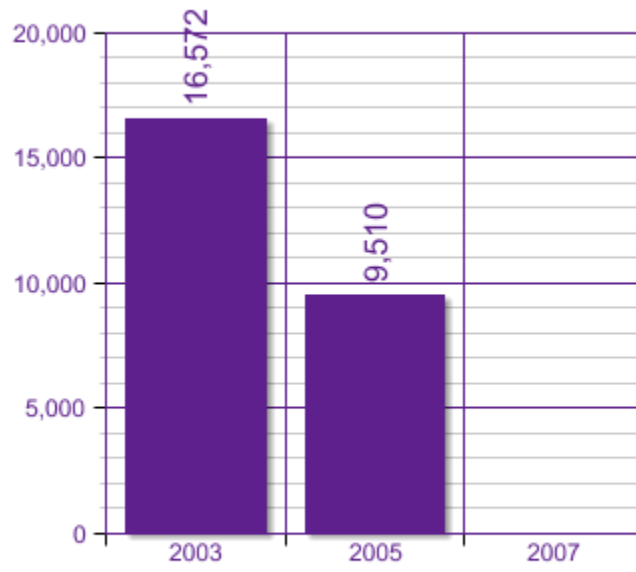
### By Source of Funds



### By Category of Services



**HOTLINE CALLS**



**800 MOM BABY**  
en Espanol: 1-800-504-7081

## FAMILY PARTICIPATION IN CSHCN PROGRAM

|  |           |
|--|-----------|
| Family members participate on advisory committee or task forces and are offering training, mentoring, and reimbursement, when appropriate.           | 3         |
| Financial support (financial grants, technical assistance, travel, and child care) is offered for parent activities or parent groups.                | 2         |
| Family members are involved in the Children with Special Health Care Needs elements of the MCH Block Grant Application process.                      | 2         |
| Family members are involved in service training of CSHCN staff and providers.  | 3         |
| Family members hired as paid staff or consultants to the State CSHCN program (a family member is hired for his or her expertise as a family member). | 1         |
| Family members of diverse cultures are involved in all of the above activities.  | 1         |
| <b>FY 2007 Total:</b>  | <b>12</b> |
| <b>Total Possible:</b>   | <b>18</b> |

**Scale:**

- 0 = Not Met**
- 1 = Partially Met**
- 2 = Mostly Met**
- 3 = Completely Met**

## MATERNAL & CHILD HEALTH (MCH) MEASURES

| <b>Title V – MCH National Outcome Measures</b>  | <b>State 2007 Results</b> | <b>State 2012 Goal</b> |
|---|---------------------------|------------------------|
| The infant mortality rate per 1,000 live births.  | 11.3                      | *                      |
| The ratio of the black infant mortality rate to the white infant mortality rate.                            | 6.7                       | 4.5                    |
| The neonatal mortality rate per 1,000 live births.  | 6.9                       | *                      |
| The postneonatal mortality rate per 1,000 live births.  | 44.1                      | *                      |
| The perinatal mortality rate per 1,000 live births plus fetal deaths.                                       | 8.6                       | *                      |
| The child death rate per 100,000 children aged 1 through 14.  | 34.4                      | *                      |
| <b>Title V - MCH State Performance Measures</b>   | <b>State 2007 Results</b> | <b>State 2012 Goal</b> |
| Percent of Medicaid enrollees receiving EPSDT screening   | 73.6%                     | 80%                    |
| Prevalence of lead levels > 10 ug/dL among children through age 6   | 1.3%                      | 1.9%                   |
| Prevalence of tobacco use among pregnant women  | 3.7%                      | 1.7%                   |
| Percent of resident women who give birth with no prenatal care or entry into prenatal care in 3rd trimester | 6.4%                      | 5%                     |
| Incidence of repeat births for teens less than 19 years of age  | 12.1%                     | 18%                    |
| Percentage of high school students who were in a physical fight one or more times during the past 12 months | 19.8%                     | 25%                    |
| Percent of preterm births   | 13.4%                     | 10%                    |



| Title V - MCH National Performance Measures   | State 2007 Results | State 2012 Goal |
|---|--------------------|-----------------|
| The percent of screen positive newborns who received timely follow up to definitive diagnosis and clinical management for condition(s) mandated by their State-sponsored newborn screening programs.            | 100.0%             | 98%             |
| The percent of children with special health care needs age 0 to 18 years whose families partner in decision making at all levels and are satisfied with the services they receive. (CSHCN survey)               | 53.1%              | 58%             |
| The percent of children with special health care needs age 0 to 18 who receive coordinated, ongoing, comprehensive care within a medical home. (CSHCN Survey)   | 36.9%              | 45%             |
| The percent of children with special health care needs age 0 to 18 whose families have adequate private and/or public insurance to pay for the services they need. (CSHCN Survey)                               | 62.7%              | *               |
| Percent of children with special health care needs age 0 to 18 whose families report the community-based service systems are organized so they can use them easily. (CSHCN Survey)                              | 88.8%              | 73%             |
| The percentage of youth with special health care needs who received the services necessary to make transitions to all aspects of adult life, including adult health care, work, and independence.               | 24%                | *               |
| Percent of 19 to 35 month olds who have received full schedule of age appropriate immunizations against Measles, Mumps, Rubella, Polio, Diphtheria, Tetanus, Pertussis, Haemophilus Influenza, and Hepatitis B. | 83.4%              | 83%             |
| The rate of birth (per 1,000) for teenagers aged 15 through 17 years.   | 38.8               | 32              |
| Percent of third grade children who have received protective sealants on at least one permanent molar tooth.  | 57.6%              | 65%             |
| The rate of deaths to children aged 14 years and younger caused by motor vehicle crashes per 100,000 children.  | 4.2                | 2               |
| The percent of mothers who breastfeed their infants at 6 months of age.   | 20.9%              | 44%             |
| Percentage of newborns who have been screened for hearing before hospital discharge.  | 25.3%              | 90%             |
| Percent of children without health insurance.   | 7.8%               | 6%              |
| Percentage of children, ages 2 to 5 years, receiving WIC services with a Body Mass Index (BMI) at or above the 85th percentile.   | 14.6%              | 12%             |
| Percentage of women who smoke in the last three months of pregnancy.  | *                  | *               |
| The rate (per 100,000) of suicide deaths among youths aged 15 through 19.   | 0.0                | 5               |
| Percent of very low birth weight infants delivered at facilities for high-risk deliveries and neonates.   | 74.7%              | 85%             |
| Percent of infants born to pregnant women receiving prenatal care beginning in the first trimester.   | 75.0%              | 80%             |

**2007 TITLE V AND MCHB DISCRETIONARY GRANTS**

**Emergency Medical Services for Children (EMSC)**

EMSC Partnership Grants  
CHILDREN'S NATIONAL MEDICAL CENTER  
WASHINGTON, DC  
\$115,000  
(EMSC Partnership Grants)

CHESAPEAKE APPLIED RESEARCH NETWORK FOR EMSC  
CHILDREN'S RESEARCH INSTITUTE  
WASHINGTON, DC  
\$742,630  
(Emergency Medical Services for Children: Network Development Demonstration Project)

**Healthy Start**

Healthy Start Leadership Institute  
National Healthy Start Association, Inc.  
Washington, DC  
\$291,758  
(Healthy Start Leadership Training Institute)

HEALTHY START INITIATIVE:ELIMINATING DISPARITIES IN PERINATAL HEALTH  
MARY'S CENTER FOR MATERNAL & CHILD CARE INC  
WASHINGTON, DC  
\$750,000  
(Healthy Start Initiative-Eliminating Racial/Ethnic Disparities)

ELIMINATING DISPARITIES IN PERINATAL HEALTH  
DC DEPARTMENT OF HUMAN SERVICES  
WASHINGTON, DC  
\$1,350,000  
(Healthy Start Initiative-Eliminating Racial/Ethnic Disparities)

ELIMINATING DISPARITIES IN PERINATAL HEALTH  
DC DEPARTMENT OF HUMAN SERVICES  
WASHINGTON, DC  
\$2,350,000  
(Healthy Start Initiative-Eliminating Racial/Ethnic Disparities)

## Research

MCH Research  
GEORGE WASHINGTON UNIVERSITY  
Washington, DC  
\$229,306  
(MCH Research)

Maternal and Child Health Research Network on Pregnancy-Related Care  
AMERICAN COLLEGE OF OB/GYN  
WASHINGTON, DC  
\$250,000  
(MCH Special Projects Research)

### **Title V - Community Integrated Service Systems (CISS)**

CISS - SECCS (PLANNING)  
DISTRICT OF COLUMBIA/DEPARTMENT OF HEALTH  
Washington, DC  
\$140,000  
(Community-Based Integrated Service Systems (Local/State))

### **Title V - Special Projects of Regional and National Significance (SPRANS)**

Improving Understanding of Maternal and Child Health and Health Care Issues  
NATIONAL INST FOR HEALTH CARE MANAGEMENT  
WASHINGTON, DC  
\$200,000  
(Improving Understanding of Maternal and Child Health and Health Care Issues)

Improving Understanding of Maternal and Child Health and Health Care Issues  
National Business Group on Health  
Washington, DC  
\$200,000  
(Improving Understanding of Maternal and Child Health and Health Care Issues)

Improving Understanding of Maternal and Child Health and Health Care Issues  
GRANTMAKERS IN HEALTH  
Washington, DC  
\$200,000  
(Improving Understanding of Maternal and Child Health and Health Care Issues)

Improving Understanding of Maternal and Child Health and Health Care Issues  
NATIONAL ASSN. OF COUNTY & CITY HLTH. OFFICIALS  
Washington, DC  
\$200,000  
(Improving Understanding of Maternal and Child Health and Health Care Issues)

Improving Understanding of Maternal and Child Health and Health Care Issues  
NATIONAL GOVERNORS ASSOCIATION  
WASHINGTON, DC  
\$200,000  
(Improving Understanding of Maternal and Child Health and Health Care Issues)

Improving Understanding of Maternal and Child Health and Health Care Issues  
AMERICAN BAR ASSOCIATION  
WASHINGTON, DC  
\$200,000  
(Improving Understanding of Maternal and Child Health and Health Care Issues)

Partnerships to Promote Maternal and Child Health  
National Healthy Start Association, Inc.  
Washington, DC  
\$200,000  
(Partnerships to Promote Maternal and Child Health)

DISTRICT OF COLUMBIA STATE SYSTEMS DEVELOPMENT  
DISTRICT OF COLUMBIA/DEPARTMENT OF HEALTH  
Washington, DC  
\$94,644  
(State Systems Development Initiative)

Genetic Services Project  
HOWARD UNIVERSITY  
Washington, DC  
\$185,000  
(Genetic Services Project)

CISS: CENTER FOR MATERNAL AND CHILD HEALTH  
GEORGETOWN UNIVERSITY  
Washington, DC  
\$400,000  
(Childrens Oral Healthcare Access Program)

Children's Oral Healthcare Access Program  
GEORGETOWN UNIVERSITY  
Washington, DC  
\$160,000  
(Childrens Oral Healthcare Access Program)

Family Professional Partnership/CSHCN  
Family Voices of District of Columbia, Inc.  
Washington, DC  
\$95,700  
(Family Professional Partnership/CSHCN)

Continuing Education/Distance Learning  
GEORGETOWN UNIVERSITY  
Washington, DC  
\$100,000  
(MCH Distance Learning)

MCH Pipeline Training Program  
HOWARD UNIVERSITY  
Washington, DC  
\$176,042  
(MCH Pipeline Training Program)

PARTNERSHIP FOR STATE TITLE V MCH LEADERSHIP COMMUNITY COOPERATIVE  
AGREEMENT  
ASSOC. OF MATERNAL & CHILD HLTH PROGRAMS  
WASHINGTON, DC  
\$1,312,500  
(Partnership for State Title V MCH Leadership Community)

MCH LIBRARY SERVICES  
GEORGETOWN UNIVERSITY  
Washington, DC  
\$550,000  
(MCH Advanced Education Policy)

NATIONAL F I M R RESOURCE CENTER  
AMERICAN COLLEGE OF OB/GYN  
WASHINGTON, DC  
\$360,000  
(National Fetal and Infant Mortality Review (FIMR) Resource Center)

Consumer Initiatives for Genetic Resources and Services  
GENETIC ALLIANCE  
Washington, DC  
\$600,000  
(Consumer Initiatives for Genetic Resources and Services)

Consumer Initiatives for Genetic Resources and Services  
GENETIC ALLIANCE  
Washington, DC  
\$500,000  
(Consumer Initiatives for Genetic Resources and Services)

Consumer Initiatives for Genetic Resources and Services  
GENETIC ALLIANCE  
Washington, DC  
\$250,000  
(Consumer Initiatives for Genetic Resources and Services)

Consumer Initiatives for Genetic Resources and Services  
GENETIC ALLIANCE  
Washington, DC  
\$350,000  
(Consumer Initiatives for Genetic Resources and Services)

NATIONAL CENTER FOR CULTURAL COMPETENCE  
GEORGETOWN UNIVERSITY  
Washington, DC  
\$520,000  
(Family/Professional Partnership/CSHCN)

PIPPAH - PARTNERS IN PROG PLANNING FOR ADOLESCENT HLTH  
AMERICAN COLLEGE OF PREVENTIVE MEDICINE  
WASHINGTON, DC  
\$100,000  
(Adolescent Health/School-Based Health)

MCHB COOPERATIVE AGREEMENT- PIPPAH  
AMERICAN BAR ASSOCIATION  
Washington, DC  
\$100,000  
(Adolescent Health/School-Based Health)

MCH COOPERATIVE AGREEMENT FOR A CENTER FOR SCHOOL-BASED HEALTH CARE  
NATIONAL ASSEMBLY ON SCHOOL-BASED HLTH CARE  
Washington, DC  
\$200,000  
(Adolescent Health/School-Based Health)

Adolescent Health/School-Based Health  
ASSOC. OF MATERNAL & CHILD HLTH PROGRAMS  
WASHINGTON, DC  
\$100,000  
(Adolescent Health/School-Based Health)

Adolescent Health/School-Based Health  
Healthy Teen Network  
Washington, DC  
\$100,000  
(Adolescent Health/School-Based Health)

Adolescent Health/School-Based Health  
NATIONAL INST FOR HEALTH CARE MANAGEMENT  
WASHINGTON, DC  
\$100,000  
(Adolescent Health/School-Based Health)

Adolescent Health/School-Based Health  
NATIONAL ASSN. OF COUNTY & CITY HLTH. OFFICIALS  
Washington, DC  
\$100,000  
(Adolescent Health/School-Based Health)

Sudden Infant Death Syndrome  
GEORGETOWN UNIVERSITY  
Washington, DC  
\$350,000  
(Sudden Infant Death Syndrome)

### **Traumatic Brain Injury**

Traumatic Brain Injury Protection and Advocacy  
UNIVERSITY LEGAL SERVICES  
Washington, DC  
\$50,000  
(Traumatic Brain Injury Protection and Advocacy)

**Universal Newborn Hearing Screening**

UNIVERSAL NEWBORN HEARING SCREENING  
DISTRICT OF COLUMBIA/DEPARTMENT OF HEALTH  
Washington, DC  
\$150,000  
(Universal Newborn Hearing Screening and Intervention)

# DELAWARE

The MCH Federal-State  
Partnership - 2007

The Delaware Department of Health and Human Services, Division of Public Health is the state agency responsible for administration of the Title V Maternal and Child Health program. Included under the Title V are public health clinic based programs - Smart Start, Kids Kare, Child Development Watch, and Oral Health - and initiatives under the Infant Mortality Elimination Program - Family Practice Team Model, Preconception Health Care, Fetal Infant Morality Review, and the Pregnancy Risk Assessment and Monitoring Surveillance (PRAMS) survey. Other associated programs include Newborn Metabolic Screening, Universal Newborn Hearing, the Early Comprehensive Childhood Systems Initiative, and the State Systems Development Initiative.

State Population: **864,764**  
Live Births: **11,988**

## MCH PARTNERSHIP FUNDS - FY 2007

Title V Federal-State Block Grant: **\$12,458,136**  
Other MCHB Grant Programs: **\$799,077**  
Bioterrorism Grant Program: **\$0**  
Total MCH Partnership Funds: **\$13,257,213**

## CONTACT INFORMATION

### For More Information on Title V:

#### Title V Program, Contact:

Alisa Olshefsky, MPH  
Maternal & Child Health Director  
417 Federal Street  
Dover, DE 19901  
302-744-4700  
302-739-3313  
alisa.olshefsky@state.de.us  
<http://www.dhss.delaware.gov/dhss/dph/chca/dphmchhome.html>

#### Title V Program's Services for Children with Special Health Care Needs, contact:

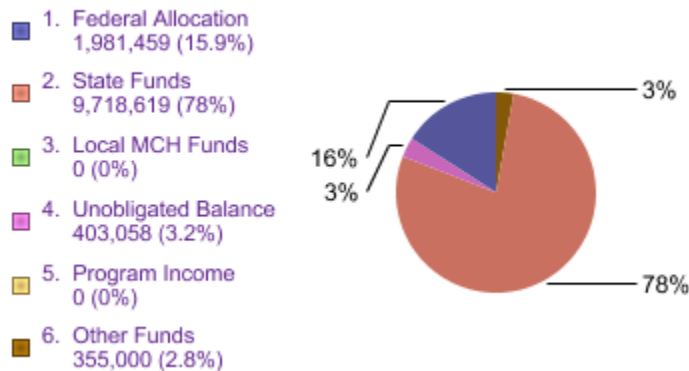
Alisa Olshefsky, MPH  
Maternal & Child Health Director  
417 Federal Street  
Dover, DE 19901  
302-744-4700  
302-739-3313  
alisa.olshefsky@state.de.us  
<http://www.dhss.delaware.gov/dhss/dph/chca/dphmchhome.html>



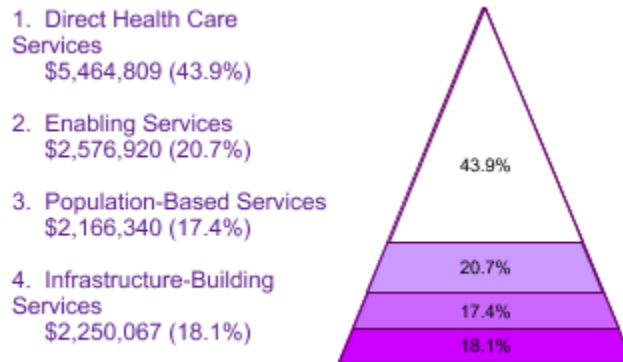
## TITLE V FEDERAL - STATE BLOCK GRANT EXPENDITURES

| By Number of Individuals Served and Population Group |                              |                      |             |
|--|------------------------------|----------------------|-------------|
| Populations Served                                   | Number of Individuals Served | Expenditures FY 2007 |             |
| Pregnant Women                                       | 2,460                        | \$3,072,573          | 24.7%       |
| Infants < 1 year old                                 | 12,666                       | \$810,152            | 6.5%        |
| Children 1 to 22 years old                           | 2,533                        | \$4,405,349          | 35.4%       |
| Children with Special Healthcare Needs               | 908                          | \$2,346,380          | 18.8%       |
| Others   | 4,768                        | \$1,784,523          | 14.3%       |
| Administration                                       |                              | \$39,159             | .3%         |
| <b>Totals</b>  | <b>23,335</b>                | <b>\$12,458,136</b>  | <b>100%</b> |

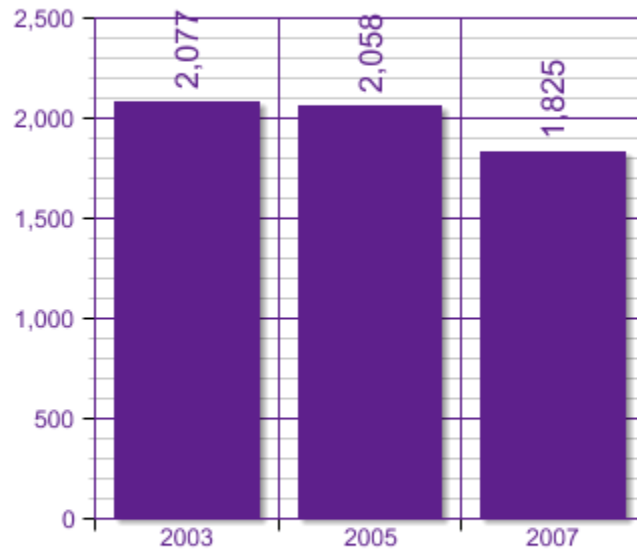
### By Source of Funds



### By Category of Services



## HOTLINE CALLS



(800) 464-HELP  
en Espanol: 1-800-504-7081

## FAMILY PARTICIPATION IN CSHCN PROGRAM

|  |           |
|--|-----------|
| Family members participate on advisory committee or task forces and are offering training, mentoring, and reimbursement, when appropriate.           | 3         |
| Financial support (financial grants, technical assistance, travel, and child care) is offered for parent activities or parent groups.                | 3         |
| Family members are involved in the Children with Special Health Care Needs elements of the MCH Block Grant Application process.                      | 3         |
| Family members are involved in service training of CSHCN staff and providers.  | 3         |
| Family members hired as paid staff or consultants to the State CSHCN program (a family member is hired for his or her expertise as a family member). | 2         |
| Family members of diverse cultures are involved in all of the above activities.  | 2         |
| <b>FY 2007 Total:</b>  | <b>16</b> |
| <b>Total Possible:</b>   | <b>18</b> |

**Scale:**  
0 = Not Met  
1 = Partially Met  
2 = Mostly Met  
3 = Completely Met

## MATERNAL & CHILD HEALTH (MCH) MEASURES

| <b>Title V – MCH National Outcome Measures</b>  | <b>State 2007 Results</b> | <b>State 2012 Goal</b> |
|---|---------------------------|------------------------|
| The infant mortality rate per 1,000 live births.  | 8.3                       | 6.9                    |
| The ratio of the black infant mortality rate to the white infant mortality rate.  | 2.5                       | 2.1                    |
| The neonatal mortality rate per 1,000 live births.  | 6.1                       | 5                      |
| The postneonatal mortality rate per 1,000 live births.  | 2.3                       | 2.2                    |
| The perinatal mortality rate per 1,000 live births plus fetal deaths.   | 8.0                       | 7.8                    |
| The child death rate per 100,000 children aged 1 through 14.  | 12.8                      | 12                     |
| <b>Title V - MCH State Performance Measures</b>   | <b>State 2007 Results</b> | <b>State 2012 Goal</b> |
| Percent of women delivering live-born infants reporting any cigarette smoking during pregnancy  | 6.8                       | 10                     |
| Percent of live births to women who have another birth in less than 18 months   | 11.0                      | 9                      |
| The percent of extremely low birth weight black infants among all live births to black women  | 3.1                       | 1.4                    |
| The rate of children under age 1 who die as a result of Sudden Infant Death Syndrome  | 72.0                      | 65                     |
| The percent of youth reporting any use of alcohol in the last 30 days.  | 45.6                      | 43                     |
| Percent of youth during the last 12 months who feel so sad or hopeless almost every day for two weeks or more in a row that they stopped doing usual activities                 | 26.6                      | 23                     |
| The percent of Medicaid children, including children with special health care needs, under age 21 who receive coordinated, ongoing, comprehensive care within a medical home.   | 94.2                      | 95                     |
| Hospital discharge rate for children from five through 17 years with asthma   | 18.5                      | 17                     |
| The percent of young adults with special health care needs cared for in Delaware who transition appropriately to adult health and social services when they reach their 18th bi | 42                        | 0                      |
| Decrease the rate of deaths from 33 to 30 to children ages 14 years through age 21 caused by motor vehicle crashes.   | *                         | 0                      |

| Title V - MCH National Performance Measures   | State 2007 Results | State 2012 Goal |
|---|--------------------|-----------------|
| The percent of screen positive newborns who received timely follow up to definitive diagnosis and clinical management for condition(s) mandated by their State-sponsored newborn screening programs.            | 100.0%             | 100%            |
| The percent of children with special health care needs age 0 to 18 years whose families partner in decision making at all levels and are satisfied with the services they receive. (CSHCN survey)               | 61.1%              | 65%             |
| The percent of children with special health care needs age 0 to 18 who receive coordinated, ongoing, comprehensive care within a medical home. (CSHCN Survey)   | 48.1%              | 50%             |
| The percent of children with special health care needs age 0 to 18 whose families have adequate private and/or public insurance to pay for the services they need. (CSHCN Survey)                               | 63.2%              | 65%             |
| Percent of children with special health care needs age 0 to 18 whose families report the community-based service systems are organized so they can use them easily. (CSHCN Survey)                              | 88.1%              | 90%             |
| The percentage of youth with special health care needs who received the services necessary to make transitions to all aspects of adult life, including adult health care, work, and independence.               | 42.4%              | 50%             |
| Percent of 19 to 35 month olds who have received full schedule of age appropriate immunizations against Measles, Mumps, Rubella, Polio, Diphtheria, Tetanus, Pertussis, Haemophilus Influenza, and Hepatitis B. | 76%                | 80%             |
| The rate of birth (per 1,000) for teenagers aged 15 through 17 years.   | 22.0               | 20              |
| Percent of third grade children who have received protective sealants on at least one permanent molar tooth.  | 34%                | 40%             |
| The rate of deaths to children aged 14 years and younger caused by motor vehicle crashes per 100,000 children.  | 1.8                | 1.7             |
| The percent of mothers who breastfeed their infants at 6 months of age.   | 35.7%              | 36%             |
| Percentage of newborns who have been screened for hearing before hospital discharge.  | 93.7%              | 100%            |
| Percent of children without health insurance.   | 12.3%              | 10%             |
| Percentage of children, ages 2 to 5 years, receiving WIC services with a Body Mass Index (BMI) at or above the 85th percentile.   | 20.2%              | 17%             |
| Percentage of women who smoke in the last three months of pregnancy.  | 6.8%               | 5.5%            |
| The rate (per 100,000) of suicide deaths among youths aged 15 through 19.   | 5.8                | 5.4             |
| Percent of very low birth weight infants delivered at facilities for high-risk deliveries and neonates.   | 79.3%              | 82%             |
| Percent of infants born to pregnant women receiving prenatal care beginning in the first trimester.   | 73.9%              | 80%             |

## 2007 TITLE V AND MCHB DISCRETIONARY GRANTS

### Emergency Medical Services for Children (EMSC)

EMSC Partnership Grants  
Delaware Department of Health & Social Services, Dover, DE  
Dover, DE  
\$115,000  
(EMSC Partnership Grants)

### Title V - Community Integrated Service Systems (CISS)

CISS - SECCS (PLANNING)  
Delaware Department of Health & Social Services, Dover, DE  
Dover, DE  
\$140,000  
(Community-Based Integrated Service Systems (Local/State))

### Title V - Special Projects of Regional and National Significance (SPRANS)

DELAWARE STATE SYSTEMS DEVELOPMENT INITIATIVE  
Delaware Department of Health & Social Services, Dover, DE  
Dover, DE  
\$94,644  
(State Systems Development Initiative)

Children's Oral Healthcare Access Program  
DE ST DEPARTMENT OF HEALTH & SOCIAL SERVICES  
DOVER, DE  
\$160,000  
(Childrens Oral Healthcare Access Program)

### Traumatic Brain Injury

Traumatic Brain Injury Implementation  
Delaware Department of Health & Social Services, Dover, DE  
Dover, DE  
\$118,600  
(Traumatic Brain Injury Implementation)

Traumatic Brain Injury Protection and Advocacy  
COMMUNITY LEGAL AID SOCIETY, INC  
Wilmington, DE  
\$50,000  
(Traumatic Brain Injury Protection and Advocacy)

**Universal Newborn Hearing Screening**

UNIVERSAL NEWBORN HEARING SCREENING  
Delaware Department of Health & Social Services, Dover, DE  
Dover, DE  
\$120,833  
(Universal Newborn Hearing Screening and Intervention)

The Department of Health is the agency responsible for the administration of the Title V program in Florida. Maternal and child health responsibilities are divided between Family Health Services (pregnant women and children) and Children's Medical Services (children with special health care needs). The Department of Health administers health programs through its county health departments and Children's Medical Services offices. Healthy Start continues to be our priority maternal and child health initiative in Florida. Healthy Start is designed to ensure access to maternal and child health services to all women and children in Florida. Other efforts to improving maternal and child health include services to substance exposed newborns, Fetal and Infant Mortality Review projects, improving pregnancy outcomes, prenatal smoking cessation, and pregnancy associated mortality review. Services for children with special health care needs include the Early Intervention Program, high risk obstetrical satellite clinics, Regional Perinatal Intensive Care Centers and clinic-based medical and therapeutic care.

State Population: **18,251,243**  
Live Births: **236,882**

## MCH PARTNERSHIP FUNDS - FY 2007

Title V Federal-State Block Grant: **\$329,263,015**  
Other MCHB Grant Programs: **\$6,843,373**  
Bioterrorism Grant Program: **\$0**  
Total MCH Partnership Funds: **\$336,106,388**

## CONTACT INFORMATION

### For More Information on Title V:

#### Title V Program, Contact:

Annette Phelps, A.R.N.P., M.S.N.  
Division Director, Family Health Services  
4052 Bald Cypress Way Bin A-13  
Tallahassee, FL 32399-1723  
(850) 245-4102  
(850) 414-6091  
Annette\_Phelps@doh.state.fl.us

#### Title V Program's Services for Children with Special Health Care Needs, contact:

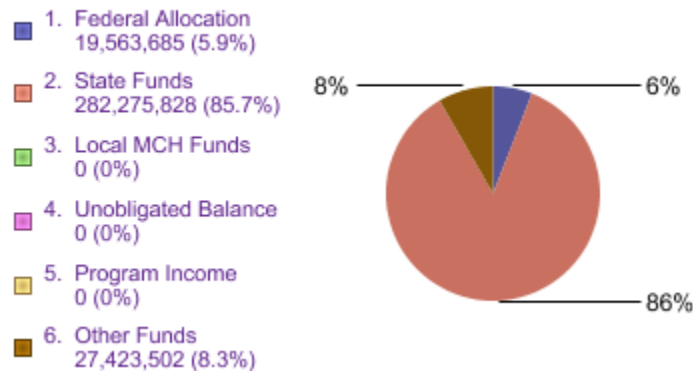
Phyllis J. Sloyer, R.N., Ph.D.  
Division Director  
4052 Bald Cypress Way Bin A-06  
Tallahassee, FL 32399-1723  
(850) 245-4218  
(850) 488-3813  
Phyllis\_Sloyer@doh.state.fl.us



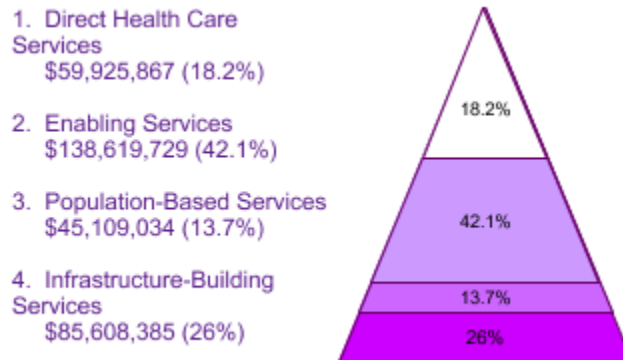
## TITLE V FEDERAL - STATE BLOCK GRANT EXPENDITURES

| By Number of Individuals Served and Population Group |                              |                      |             |
|--|------------------------------|----------------------|-------------|
| Populations Served                                   | Number of Individuals Served | Expenditures FY 2007 |             |
| Pregnant Women                                       | 112,833                      | \$39,873,752         | 12.1%       |
| Infants < 1 year old                                 | 61,257                       | \$13,993,679         | 4.3%        |
| Children 1 to 22 years old                           | 187,154                      | \$112,311,614        | 34.1%       |
| Children with Special Healthcare Needs               | 62,150                       | \$134,306,383        | 40.8%       |
| Others   | *                            | \$0                  | 0%          |
| Administration                                       |                              | \$28,777,587         | 8.7%        |
| <b>Totals</b>  | <b>423,394</b>               | <b>\$329,263,015</b> | <b>100%</b> |

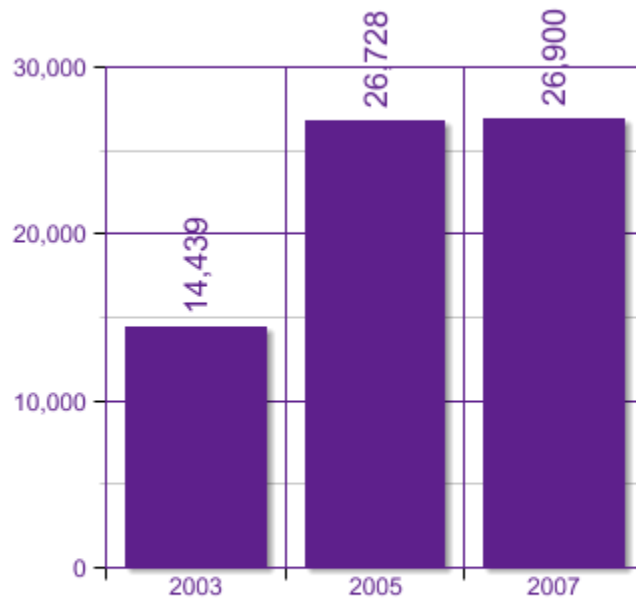
### By Source of Funds



### By Category of Services



**HOTLINE CALLS**



(800) 451-229  
en Español: 1-800-504-7081

## FAMILY PARTICIPATION IN CSHCN PROGRAM

|  |           |
|--|-----------|
| Family members participate on advisory committee or task forces and are offering training, mentoring, and reimbursement, when appropriate.           | 3         |
| Financial support (financial grants, technical assistance, travel, and child care) is offered for parent activities or parent groups.                | 3         |
| Family members are involved in the Children with Special Health Care Needs elements of the MCH Block Grant Application process.                      | 3         |
| Family members are involved in service training of CSHCN staff and providers.  | 3         |
| Family members hired as paid staff or consultants to the State CSHCN program (a family member is hired for his or her expertise as a family member). | 3         |
| Family members of diverse cultures are involved in all of the above activities.  | 3         |
| <b>FY 2007 Total:</b>  | <b>18</b> |
| <b>Total Possible:</b>   | <b>18</b> |

**Scale:**

- 0 = Not Met**
- 1 = Partially Met**
- 2 = Mostly Met**
- 3 = Completely Met**

## MATERNAL & CHILD HEALTH (MCH) MEASURES

| <b>Title V – MCH National Outcome Measures</b>   | <b>State 2007 Results</b> | <b>State 2012 Goal</b> |
|--|---------------------------|------------------------|
| The infant mortality rate per 1,000 live births.   | 7.0                       | 6.3                    |
| The ratio of the black infant mortality rate to the white infant mortality rate.                                     | 2.6                       | 1.6                    |
| The neonatal mortality rate per 1,000 live births.   | 4.4                       | 3.8                    |
| The postneonatal mortality rate per 1,000 live births.   | 2.6                       | 2                      |
| The perinatal mortality rate per 1,000 live births plus fetal deaths.  | 11.9                      | 11.4                   |
| The child death rate per 100,000 children aged 1 through 14.   | 20.1                      | 19.6                   |
| <b>Title V - MCH State Performance Measures</b>  | <b>State 2007 Results</b> | <b>State 2012 Goal</b> |
| The percentage of Part C eligible children receiving service   | 98.1%                     | 98%                    |
| The percentage of subsequent births to teens age 15 to 19  | 16.3                      | 14.2                   |
| The percentage of women reporting tobacco use during pregnancy   | 7.0                       | 6.5                    |
| The percentage of low-income children who access dental care   | *                         | 25                     |
| The percentage of pregnant women screened by Healthy Start   | 67.4                      | 72                     |
| The percentage of infants screened by Healthy Start  | 81.7                      | 84                     |
| The rate per 1,000 of hospital discharges due to asthma in children 0-14   | 2.0                       | 1.5                    |
| Excess fetio-infant mortality attributed to the maternal health/prematurity category in the PPOR statewide analysis. | *                         | 2.4                    |

| Title V - MCH National Performance Measures   | State 2007 Results | State 2012 Goal |
|---|--------------------|-----------------|
| The percent of screen positive newborns who received timely follow up to definitive diagnosis and clinical management for condition(s) mandated by their State-sponsored newborn screening programs.            | 100.0%             | 100%            |
| The percent of children with special health care needs age 0 to 18 years whose families partner in decision making at all levels and are satisfied with the services they receive. (CSHCN survey)               | 50.2%              | 60%             |
| The percent of children with special health care needs age 0 to 18 who receive coordinated, ongoing, comprehensive care within a medical home. (CSHCN Survey)   | 41.9%              | 53%             |
| The percent of children with special health care needs age 0 to 18 whose families have adequate private and/or public insurance to pay for the services they need. (CSHCN Survey)                               | 58%                | 70%             |
| Percent of children with special health care needs age 0 to 18 whose families report the community-based service systems are organized so they can use them easily. (CSHCN Survey)                              | 85.9%              | 91%             |
| The percentage of youth with special health care needs who received the services necessary to make transitions to all aspects of adult life, including adult health care, work, and independence.               | 33.8%              | 42%             |
| Percent of 19 to 35 month olds who have received full schedule of age appropriate immunizations against Measles, Mumps, Rubella, Polio, Diphtheria, Tetanus, Pertussis, Haemophilus Influenza, and Hepatitis B. | 84.8%              | 90%             |
| The rate of birth (per 1,000) for teenagers aged 15 through 17 years.   | 22.4               | 18.5            |
| Percent of third grade children who have received protective sealants on at least one permanent molar tooth.  | 33.2%              | 42%             |
| The rate of deaths to children aged 14 years and younger caused by motor vehicle crashes per 100,000 children.  | 3.1                | 2.8             |
| The percent of mothers who breastfeed their infants at 6 months of age.   | 37.5%              | 40%             |
| Percentage of newborns who have been screened for hearing before hospital discharge.  | 93.3%              | 99%             |
| Percent of children without health insurance.   | 13.6%              | 12.4%           |
| Percentage of children, ages 2 to 5 years, receiving WIC services with a Body Mass Index (BMI) at or above the 85th percentile.   | 30.9%              | 29.5%           |
| Percentage of women who smoke in the last three months of pregnancy.  | *                  | 7.6%            |
| The rate (per 100,000) of suicide deaths among youths aged 15 through 19.   | 5.7                | 5.2             |
| Percent of very low birth weight infants delivered at facilities for high-risk deliveries and neonates.   | 88.1%              | 90%             |
| Percent of infants born to pregnant women receiving prenatal care beginning in the first trimester.   | 76.0%              | 81.5%           |

## 2007 TITLE V AND MCHB DISCRETIONARY GRANTS

### Emergency Medical Services for Children (EMSC)

EMSC Partnership Grants  
Florida Department of Health  
Tallahassee, FL  
\$115,000  
(EMSC Partnership Grants)

### Healthy Start

ELIMINATING DISPARITIES IN PERINATAL  
Northeast Florida Healthy Start Coalition  
Jacksonville, FL  
\$925,000  
(Healthy Start Initiative-Eliminating Racial/Ethnic Disparities)

HEALTHY START INITIATIVE ELIMINATING DISPARITIES IN PERINATAL HEALTH  
Pinellas County Health Department  
Saint Petersburg, FL  
\$1,100,000  
(Healthy Start Initiative-Eliminating Racial/Ethnic Disparities)

ELIMINATING DISPARITIES IN PERINATAL HEALTH  
University of South Florida  
Tampa, FL  
\$1,500,000  
(Healthy Start Initiative-Eliminating Racial/Ethnic Disparities)

WOMEN'S HEALTH INITIATIVE  
Prevention Partnerships for Children, Inc  
West Palm Beach, FL  
\$875,000  
(Healthy Start Initiative-Eliminating Racial/Ethnic Disparities)

ELIMINATING DISPARITIES IN PERINATAL HEALTH  
The Center for Health Equity, Inc.  
Tallahassee, FL  
\$750,000  
(Healthy Start Initiative-Eliminating Racial/Ethnic Disparities)

## **Research**

Health Plan Turnover And Disenrollment, Health Care Quality And Expenditures In State  
Children's Health Insurance Programs  
University of Florida  
Jacksonville, FL  
\$99,995  
(MCH Research)

### **Title V - Community Integrated Service Systems (CISS)**

Community-Based Integrated Service Systems (Local/State)  
FL ST DEPT OF HLTH  
Tallahassee, FL  
\$140,000  
(Community-Based Integrated Service Systems (Local/State))

### **Title V - Special Projects of Regional and National Significance (SPRANS)**

Integrated Services for Young Children with Special Health Care Needs  
University of Florida  
Gainesville, FL  
\$198,574  
(Medical Home/CSHCN)

Health Families Expansion Program  
University of Florida  
Jacksonville, FL  
\$49,942  
(Healthy Tomorrows Partnership for Children Program)

Healthy Tomorrows Partnership for Children Program  
The Village South  
Miami, FL  
\$50,000  
(Healthy Tomorrows Partnership for Children Program)

EXPANDING FLORIDA'S MCH CAPACITY  
FLORIDA DEPARTMENT OF HEALTH  
Tallahassee, FL  
\$94,644  
(State Systems Development Initiative)

Genetic Services Project  
South Broward Hospital District  
Hollywood, FL  
\$183,000  
(Genetic Services Project)

Children's Oral Healthcare Access Program  
Florida Department of Health  
Tallahassee, FL  
\$159,939  
(Childrens Oral Healthcare Access Program)

Healthy Behaviors in Women  
Orange County Health Department  
Orlando, FL  
\$108,583  
(Healthy Behaviors in Women)

HLTH CARE INFORMATION & EDUCATION FOR FAMILIES OF CHILDREN W/SPEICAL HLTH  
CARE N  
FAMILY INSTITUTE FOR FAMILY INVOLVEMENT  
Bartow, FL  
\$95,700  
(Family Professional Partnership/CSHCN)

Epidemiological MCH/SPH Institute  
University of South Florida  
Tampa, FL  
\$26,000  
(Epidemiological MCH/SPH Institute)

TRAINING LONG TERM - NURSING  
FLORIDA INTERNATIONAL UNIVERSITY  
Miami, FL  
\$50,541  
(Leadership Training in Nursing)

### **Traumatic Brain Injury**

Traumatic Brain Injury Implementation  
Florida Department of Health  
Tallahassee, FL  
\$100,000  
(Traumatic Brain Injury Implementation)

Traumatic Brain Injury Protection and Advocacy  
THE ADV CNTR FOR PRSNS W/DISABILITIES INC  
TALLAHASSEE, FL  
\$75,855  
(Traumatic Brain Injury Protection and Advocacy)

### **Universal Newborn Hearing Screening**

UNIVERSAL NEWBORN HEARING SCREENING  
FL ST DEPT OF HLTH  
Tallahassee, FL  
\$145,600  
(Universal Newborn Hearing Screening and Intervention)



# FEDERATED STATES OF MICRONESIA

The MCH Federal-State  
Partnership - 2007

As documented in the Statement of Assurances in Section III, Requirements for Application, the Federated States of Micronesia assures the Secretary of DHHS that no more than 10% of the funds will be used for administrative costs of each program component. The FSM further assures the Secretary that it defines these administrative costs as the salary of the MCH Assistant Coordinator, fringe benefits, travel for the National MCH program staff and expendable supplies to support the administration of the Program at the FSM National Government.

State Population: **107,862**  
Live Births: **2,441**

## MCH PARTNERSHIP FUNDS - FY 2007

Title V Federal-State Block Grant: **\$973,633**  
Other MCHB Grant Programs: **\$94,644**  
Bioterrorism Grant Program: **\$0**  
Total MCH Partnership Funds: **\$1,068,277**

## CONTACT INFORMATION

### For More Information on Title V:

#### Title V Program, Contact:

Mr. Dionis E. Saimon  
Program Manager  
P.O. Box PS 70  
Palikir, Pohnpei, FM 96941  
691-320-2619  
691-320-5263  
desaimon@fsmhealth.fm

#### Title V Program's Services for Children with Special Health Care Needs, contact:

Mr. Dionis E. Saimon  
Program Manager  
P.O. Box PS 70  
Palikir, Pohnpei, FM 96941  
691-320-2619  
691-320-5263  
desaimon@fsmhealth.fm

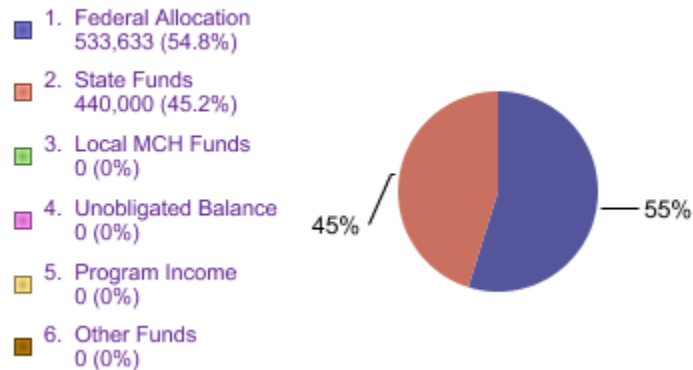
# FEDERATED STATES OF MICRONESIA

The MCH Federal-State  
Partnership - 2007

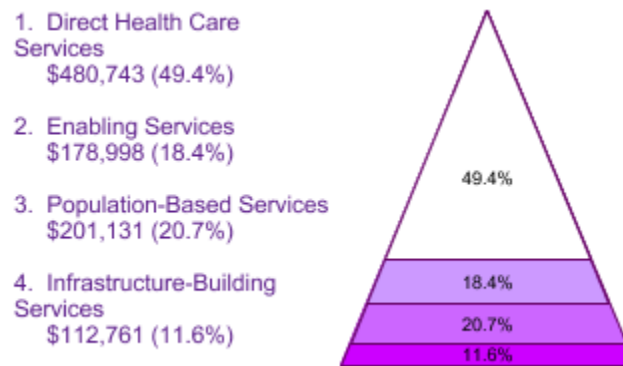
## TITLE V FEDERAL - STATE BLOCK GRANT EXPENDITURES

| By Number of Individuals Served and Population Group |                              |                      |             |
|--|------------------------------|----------------------|-------------|
| Populations Served                                   | Number of Individuals Served | Expenditures FY 2007 |             |
| Pregnant Women                                       | 3,206                        | \$143,781            | 14.8%       |
| Infants < 1 year old                                 | 1,768                        | \$147,700            | 15.2%       |
| Children 1 to 22 years old                           | 8,863                        | \$205,625            | 21.1%       |
| Children with Special Healthcare Needs               | 1,320                        | \$275,943            | 28.3%       |
| Others   | 4,122                        | \$99,304             | 10.2%       |
| Administration                                       |                              | \$101,280            | 10.4%       |
| <b>Totals</b>  | <b>19,279</b>                | <b>\$973,633</b>     | <b>100%</b> |

### By Source of Funds



### By Category of Services



**HOTLINE CALLS**

No hotline calls were reported by Federated States of Micronesia for this year.

en Espanol: 1-800-504-7081

## FAMILY PARTICIPATION IN CSHCN PROGRAM

|  |           |
|--|-----------|
| Family members participate on advisory committee or task forces and are offering training, mentoring, and reimbursement, when appropriate.           | 2         |
| Financial support (financial grants, technical assistance, travel, and child care) is offered for parent activities or parent groups.                | 2         |
| Family members are involved in the Children with Special Health Care Needs elements of the MCH Block Grant Application process.                      | 2         |
| Family members are involved in service training of CSHCN staff and providers.  | 2         |
| Family members hired as paid staff or consultants to the State CSHCN program (a family member is hired for his or her expertise as a family member). | 2         |
| Family members of diverse cultures are involved in all of the above activities.  | 2         |
| <b>FY 2007 Total:</b>  | <b>12</b> |
| <b>Total Possible:</b>   | <b>18</b> |

**Scale:**

- 0 = Not Met**
- 1 = Partially Met**
- 2 = Mostly Met**
- 3 = Completely Met**

# FEDERATED STATES OF MICRONESIA

The MCH Federal-State  
Partnership - 2007

## MATERNAL & CHILD HEALTH (MCH) MEASURES

| <b>Title V – MCH National Outcome Measures</b>   | <b>State 2007 Results</b> | <b>State 2012 Goal</b> |
|--|---------------------------|------------------------|
| The infant mortality rate per 1,000 live births.   | 20.6                      | 6                      |
| The ratio of the black infant mortality rate to the white infant mortality rate.   | 0.0                       | 1                      |
| The neonatal mortality rate per 1,000 live births.   | 13.9                      | 1                      |
| The postneonatal mortality rate per 1,000 live births.   | 5.5                       | 1                      |
| The perinatal mortality rate per 1,000 live births plus fetal deaths.  | 42.7                      | 10                     |
| The child death rate per 100,000 children aged 1 through 14.   | 151.1                     | 10                     |
| <b>Title V - MCH State Performance Measures</b>  | <b>State 2007 Results</b> | <b>State 2012 Goal</b> |
| The percent of women receiving services in the MCH Programs who receive a Pap smear.   | 17.5%                     | 95%                    |
| Percent of pregnant women who have been screened for Hepatitis B surface antigen.  | 80.2%                     | 100%                   |
| Percent of children enrolled in Early Childhood Education Program (Head Start) surveyed to determine the rate of decayed, missing or filled teeth. | *                         | 10                     |
| Percent of children with identified developmental problems who are admitted to the CSHCN Program.  | 19.7%                     | 100%                   |
| Percent pregnant women attending prenatal care who are screened for low hemoglobin.  | 98.6%                     | 100%                   |
| Percent infants who received at least six bottles (1 bottle/30 days) of fluoride in the first year of life   | 20.3%                     | 90%                    |
| Percent of children with special needs who have a completed reevaluation by the CSN team within the last 12 months.                                | 34.7%                     | 90%                    |
| Percent of women of child-bearing age who attended workshops in the schools and communities during the reporting period.                           | 34.5%                     | 90%                    |
| The rate of maternal deaths in the reporting year.   | *                         | 1                      |
| The percent of one year old babies with anemia.  | *                         | 10%                    |

| Title V - MCH National Performance Measures   | State 2007 Results | State 2012 Goal |
|---|--------------------|-----------------|
| The percent of screen positive newborns who received timely follow up to definitive diagnosis and clinical management for condition(s) mandated by their State-sponsored newborn screening programs.            | 0.0%               | 80%             |
| The percent of children with special health care needs age 0 to 18 years whose families partner in decision making at all levels and are satisfied with the services they receive. (CSHCN survey)               | 0.0%               | 90%             |
| The percent of children with special health care needs age 0 to 18 who receive coordinated, ongoing, comprehensive care within a medical home. (CSHCN Survey)   | 0.0%               | 90%             |
| The percent of children with special health care needs age 0 to 18 whose families have adequate private and/or public insurance to pay for the services they need. (CSHCN Survey)                               | 0.0%               | 95%             |
| Percent of children with special health care needs age 0 to 18 whose families report the community-based service systems are organized so they can use them easily. (CSHCN Survey)                              | 0.0%               | 90%             |
| The percentage of youth with special health care needs who received the services necessary to make transitions to all aspects of adult life, including adult health care, work, and independence.               | 0.0%               | 90%             |
| Percent of 19 to 35 month olds who have received full schedule of age appropriate immunizations against Measles, Mumps, Rubella, Polio, Diphtheria, Tetanus, Pertussis, Haemophilus Influenza, and Hepatitis B. | 68.8%              | 100%            |
| The rate of birth (per 1,000) for teenagers aged 15 through 17 years.   | 21.1               | 20              |
| Percent of third grade children who have received protective sealants on at least one permanent molar tooth.  | 64.4%              | 90%             |
| The rate of deaths to children aged 14 years and younger caused by motor vehicle crashes per 100,000 children.  | 0.0                | 1               |
| The percent of mothers who breastfeed their infants at 6 months of age.   | 74.9%              | 100%            |
| Percentage of newborns who have been screened for hearing before hospital discharge.  | 0.0%               | 100%            |
| Percent of children without health insurance.   | 90.6%              | 5%              |
| Percentage of children, ages 2 to 5 years, receiving WIC services with a Body Mass Index (BMI) at or above the 85th percentile.   | 0.0%               | 90%             |
| Percentage of women who smoke in the last three months of pregnancy.  | 2.0%               | 1%              |
| The rate (per 100,000) of suicide deaths among youths aged 15 through 19.   | 28.9               | 1               |
| Percent of very low birth weight infants delivered at facilities for high-risk deliveries and neonates.   | 0.0%               | 0%              |
| Percent of infants born to pregnant women receiving prenatal care beginning in the first trimester.   | 30.3%              | 100%            |

**2007 TITLE V AND MCHB DISCRETIONARY GRANTS**

**Title V - Special Projects of Regional and National Significance (SPRANS)**

IMPROVING DATA CAPACITY IN THE FSM  
FEDERATED STATES/MICRONESIA DIV HLTH/SRV  
Palikir, Pohnpei, FM  
\$94,644  
(State Systems Development Initiative)

The Office of Birth Outcomes (OBO), part of the Division of Public Health, Department of Human Resources is Georgia's Title V agency. The charge of OBO is promoting the health of the State's mothers and infants, women of childbearing age, children, adolescents, and children with special health care needs. OBO works toward: 1) early and comprehensive health services to women of childbearing age and their infants in an environment that fosters personal dignity; 2) timely and comprehensive health services to children which promote optimal attainment of their individual abilities; and 3) comprehensive health services to adolescents in an environment that fosters personal responsibility, encourages independence, and promotes positive behaviors. To carry out these responsibilities, OBO is involved in policy and planning activities, oversees the operations of various MCH programs in local health departments and other organizations, and provides technical assistance and training.

State Population: **9,544,750**  
Live Births: **148,619**

## MCH PARTNERSHIP FUNDS - FY 2007

Title V Federal-State Block Grant: **\$366,000,077**  
Other MCHB Grant Programs: **\$6,537,392**  
Bioterrorism Grant Program: **\$0**  
Total MCH Partnership Funds: **\$372,537,469**

## CONTACT INFORMATION

### For More Information on Title V:

#### Title V Program, Contact:

Roz Bacon  
Senior Director  
2 Peachtree Street, 11th Floor  
Atlanta, GA 30303  
404-657-2850  
404-657-7307  
rkbacon@dhr.state.ga.us

#### Title V Program's Services for Children with Special Health Care Needs, contact:

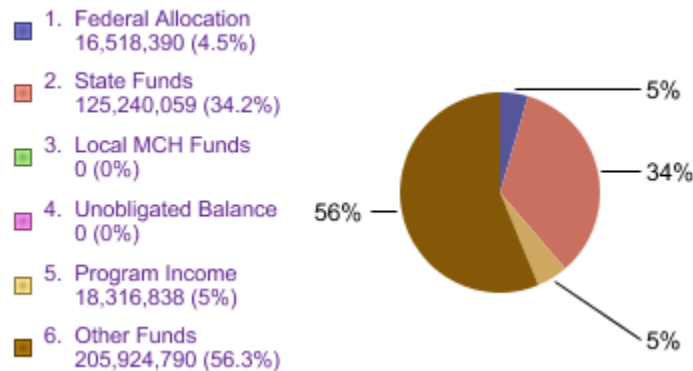
Wendy Miller  
Acting Program Coordinator  
2 Peachtree Street, 11th Floor  
Atlanta, GA 30303  
404-657-2878  
404-657-2763  
wmiller@dhr.state.ga.us



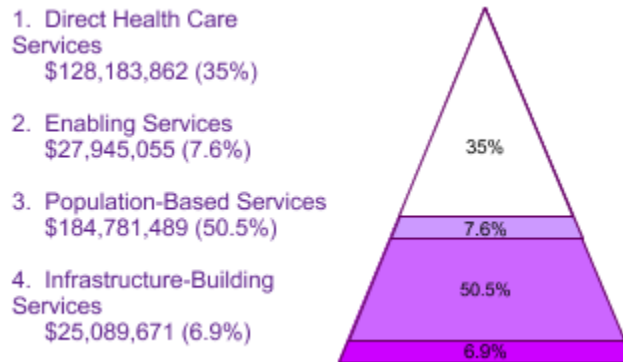
## TITLE V FEDERAL - STATE BLOCK GRANT EXPENDITURES

| By Number of Individuals Served and Population Group |                              |                      |             |
|--|------------------------------|----------------------|-------------|
| Populations Served                                   | Number of Individuals Served | Expenditures FY 2007 |             |
| Pregnant Women                                       | 145,927                      | \$18,161,637         | 5%          |
| Infants < 1 year old                                 | 145,632                      | \$93,351,178         | 25.5%       |
| Children 1 to 22 years old                           | 372,543                      | \$202,959,377        | 55.5%       |
| Children with Special Healthcare Needs               | 13,074                       | \$33,270,660         | 9.1%        |
| Others   | 0                            | \$15,946,031         | 4.4%        |
| Administration                                       |                              | \$2,311,194          | .6%         |
| <b>Totals</b>  | <b>677,176</b>               | <b>\$366,000,077</b> | <b>100%</b> |

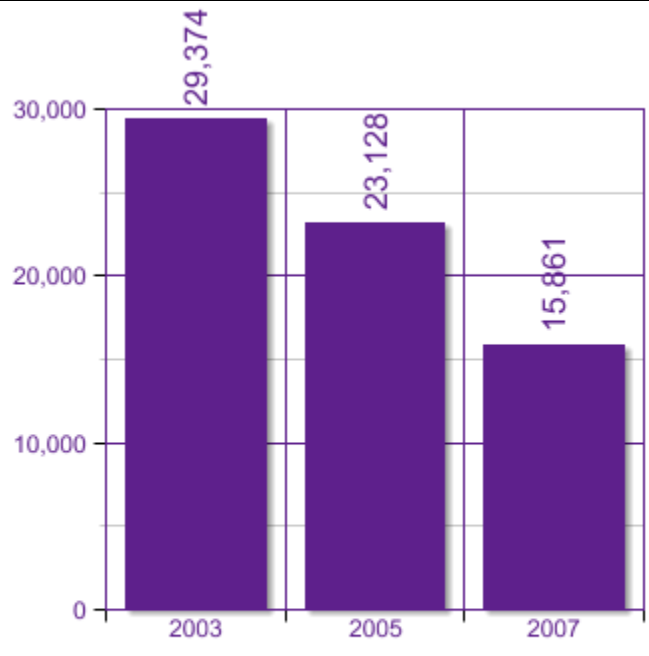
### By Source of Funds



### By Category of Services



**HOTLINE CALLS**



(800)822-2539  
en Español: 1-800-504-7081

## FAMILY PARTICIPATION IN CSHCN PROGRAM

|  |           |
|--|-----------|
| Family members participate on advisory committee or task forces and are offering training, mentoring, and reimbursement, when appropriate.           | 3         |
| Financial support (financial grants, technical assistance, travel, and child care) is offered for parent activities or parent groups.                | 3         |
| Family members are involved in the Children with Special Health Care Needs elements of the MCH Block Grant Application process.                      | 1         |
| Family members are involved in service training of CSHCN staff and providers.  | 3         |
| Family members hired as paid staff or consultants to the State CSHCN program (a family member is hired for his or her expertise as a family member). | 1         |
| Family members of diverse cultures are involved in all of the above activities.  | 3         |
| <b>FY 2007 Total:</b>  | <b>14</b> |
| <b>Total Possible:</b>   | <b>18</b> |

**Scale:**

- 0 = Not Met**
- 1 = Partially Met**
- 2 = Mostly Met**
- 3 = Completely Met**

## MATERNAL & CHILD HEALTH (MCH) MEASURES

| <b>Title V – MCH National Outcome Measures</b>   | <b>State 2007 Results</b> | <b>State 2012 Goal</b> |
|--|---------------------------|------------------------|
| The infant mortality rate per 1,000 live births.   | 8.1                       | 7.9                    |
| The ratio of the black infant mortality rate to the white infant mortality rate.   | 2.1                       | 1.7                    |
| The neonatal mortality rate per 1,000 live births.   | 5.2                       | 5.5                    |
| The postneonatal mortality rate per 1,000 live births.   | 2.9                       | 2.3                    |
| The perinatal mortality rate per 1,000 live births plus fetal deaths.  | 6.8                       | 7.2                    |
| The child death rate per 100,000 children aged 1 through 14.   | 19.6                      | 19                     |
| <b>Title V - MCH State Performance Measures</b>  | <b>State 2007 Results</b> | <b>State 2012 Goal</b> |
| Percentage of very low birth weight babies enrolled in High Risk Infant Follow-Up (HRIFU)  | 16.7%                     | 30%                    |
| Percentage of high school students who participated in physical activity for at least 20 minutes on 3 or more of the past 7 days | 61%                       | 71%                    |
| Rate of hospitalizations due to unintentional injuries among children ages one through age four.                                 | 201.1                     | 171                    |
| Percent of Medicaid and PeachCare (S-CHIP) enrolled children who received preventive oral health services.                       | 38.2%                     | 34.7%                  |
| Percent of women of reproductive age who consume at least 400mcg of folic acid daily   | 43.3                      | 50                     |
| Percent of repeat births among adolescents aged 15-17-years-old  | 10.0%                     | 10.4%                  |
| Rate of SIDS among African American infants.   | 1.6                       | 1                      |
| Percentage of Medicaid children who have had a developmental screening   | *                         | 77%                    |
| The percent of MCH state and local public health staff that have completed the Public Health 101 course.                         | 8.2%                      | 11%                    |
| The extent to which partnerships that support Early Childhood Comprehensive Systems (ECCS) are effective.                        | 68.6%                     | 85%                    |

| Title V - MCH National Performance Measures   | State 2007 Results | State 2012 Goal |
|---|--------------------|-----------------|
| The percent of screen positive newborns who received timely follow up to definitive diagnosis and clinical management for condition(s) mandated by their State-sponsored newborn screening programs.            | 100.0%             | 100%            |
| The percent of children with special health care needs age 0 to 18 years whose families partner in decision making at all levels and are satisfied with the services they receive. (CSHCN survey)               | 54%                | 59%             |
| The percent of children with special health care needs age 0 to 18 who receive coordinated, ongoing, comprehensive care within a medical home. (CSHCN Survey)   | 47.3%              | 51%             |
| The percent of children with special health care needs age 0 to 18 whose families have adequate private and/or public insurance to pay for the services they need. (CSHCN Survey)                               | 61.2%              | 62%             |
| Percent of children with special health care needs age 0 to 18 whose families report the community-based service systems are organized so they can use them easily. (CSHCN Survey)                              | 91%                | 92%             |
| The percentage of youth with special health care needs who received the services necessary to make transitions to all aspects of adult life, including adult health care, work, and independence.               | 37%                | 38%             |
| Percent of 19 to 35 month olds who have received full schedule of age appropriate immunizations against Measles, Mumps, Rubella, Polio, Diphtheria, Tetanus, Pertussis, Haemophilus Influenza, and Hepatitis B. | 81.3%              | 85%             |
| The rate of birth (per 1,000) for teenagers aged 15 through 17 years.   | 29.9               | 25              |
| Percent of third grade children who have received protective sealants on at least one permanent molar tooth.  | 17.1%              | 17.6%           |
| The rate of deaths to children aged 14 years and younger caused by motor vehicle crashes per 100,000 children.  | 4.2                | 4               |
| The percent of mothers who breastfeed their infants at 6 months of age.   | 30%                | 35%             |
| Percentage of newborns who have been screened for hearing before hospital discharge.  | 94.5%              | 99%             |
| Percent of children without health insurance.   | 13.3%              | 13%             |
| Percentage of children, ages 2 to 5 years, receiving WIC services with a Body Mass Index (BMI) at or above the 85th percentile.   | 30.9%              | 25%             |
| Percentage of women who smoke in the last three months of pregnancy.  | 10.3%              | 9.8%            |
| The rate (per 100,000) of suicide deaths among youths aged 15 through 19.   | 5.5                | 5.2             |
| Percent of very low birth weight infants delivered at facilities for high-risk deliveries and neonates.   | 73.3%              | 78.5%           |
| Percent of infants born to pregnant women receiving prenatal care beginning in the first trimester.   | 79.2%              | 87.3%           |

## 2007 TITLE V AND MCHB DISCRETIONARY GRANTS

### Emergency Medical Services for Children (EMSC)

EMSC Partnership Grants  
GEORGIA DEPARTMENT OF HUMAN RESOURCES  
ATLANTA, GA  
\$115,000  
(EMSC Partnership Grants)

### Healthy Start

ELIMINATING DISPARITIES IN PERINATAL HEALTH  
CENTER FOR BLACK WOMEN'S WELLNESS, INC.  
Atlanta, GA  
\$575,000  
(Healthy Start Initiative-Eliminating Racial/Ethnic Disparities)

ELIMINATING DISPARITIES IN PERINATAL HEALTH  
LAURENS COUNTY BOARD OF HEALTH  
Dublin, GA  
\$925,000  
(Healthy Start Initiative-Eliminating Racial/Ethnic Disparities)

ELIMINATING DISPARITIES IN PERINATAL HEALTH  
MCG HEALTH, INC.  
Augusta, GA  
\$900,000  
(Healthy Start Initiative-Eliminating Racial/Ethnic Disparities)

ELIMINATING DISPARITIES IN PERINATAL HEALTH  
Augusta Partnership For Children, Inc.  
Augusta, GA  
\$1,120,000  
(Healthy Start Initiative-Eliminating Racial/Ethnic Disparities)

### Title V - Community Integrated Service Systems (CISS)

CISS - SECCS (PLANNING)  
GEORGIA DEPARTMENT OF HUMAN RESOURCES  
Atlanta, GA  
\$140,000  
(Community-Based Integrated Service Systems (Local/State))

**Title V - Special Projects of Regional and National Significance (SPRANS)**

GEORGIA STATE SYS DEVELOPMENT INITIATIVE  
GEORGIA DEPARTMENT OF HUMAN RESOURCES  
Atlanta, GA  
\$94,644  
(State Systems Development Initiative)

REGION IV SOUTH REGIONAL HEMOPHILIA PROGRAM  
HEMOPHILIA OF GEORGIA, INC.  
Atlanta, GA  
\$249,673  
(Hemophilia Treatment Centers (SPRANS))

Genetic Services Project  
SICKLE CELL FOUNDATION OF GEORGIA, INC  
Atlanta, GA  
\$183,000  
(Genetic Services Project)

Family Professional Partnership/CSHCN  
Parent to Parent of Georgia, Inc.  
Atlanta, GA  
\$95,700  
(Family Professional Partnership/CSHCN)

Epidemiological MCH/SPH Institute  
EMORY UNIVERSITY  
ATLANTA, GA  
\$26,000  
(Epidemiological MCH/SPH Institute)

Heritable Disorders  
Emory University  
Atlanta, GA  
\$996,501  
(Heritable Disorders)

Promoting Integration of State Health Information Systems and Newborn Screening Service  
Systems  
Task Force for Child Survival and Development  
Decatur, GA  
\$300,000  
(Promoting integration of State Health Information Systems and Newborn Screening Service  
Systems)

Newborn Screening Informatics Practice Network  
Task Force for Child Survival and Development  
Decatur, GA  
\$490,466  
(Newborn Screening Informatics Practice Network)

**Traumatic Brain Injury**

Traumatic Brain Injury Implementation  
Brain and Spinal Injury Trust Fund Commission  
Atlanta, GA  
\$118,600  
(Traumatic Brain Injury Implementation)

Traumatic Brain Injury Protection and Advocacy  
GEORGIA ADVOCACY OFFICE  
Decatur, GA  
\$57,808  
(Traumatic Brain Injury Protection and Advocacy)

**Universal Newborn Hearing Screening**

UNIVERSAL NEWBORN HEARING SCREENING  
GEORGIA DEPARTMENT OF HUMAN RESOURCES  
Atlanta, GA  
\$150,000  
(Universal Newborn Hearing Screening and Intervention)



The Guam Title V Maternal and Child Health (MCH) and Children with Special Health Care Needs (CSHCN) Program is administered as one integrated program within the Bureau of Family Health & Nursing Services, Division of Public Health, Department of Public Health and Social Services (DPHSS). The DPHSS is headed by the Director of Public Health and Social Services. The Director's position is a cabinet-level position within the Governor's Office. MCH/CSHCN Program is operated as a single organizational unit and serves as both the local and state agency. This single state agency is authorized to administer Title V funds and is responsible for both MCH and CSHCN services

State Population: **173,456**  
Live Births: **3,187**

## MCH PARTNERSHIP FUNDS - FY 2007

Title V Federal-State Block Grant: **\$1,349,134**  
Other MCHB Grant Programs: **\$470,590**  
Bioterrorism Grant Program: **\$0**  
Total MCH Partnership Funds: **\$1,819,724**

## CONTACT INFORMATION

### For More Information on Title V:

#### Title V Program, Contact:

Margarita Bautista Gay, RN, MN  
Bureau of Family Health & Nursing Services Administrator  
Department of Public Health & Social Services 123 Chalan Kareta  
Mangilao, Guam 96913-6304  
671-735-7111  
671-734-7097  
margarita.gay@dphss.guam.gov

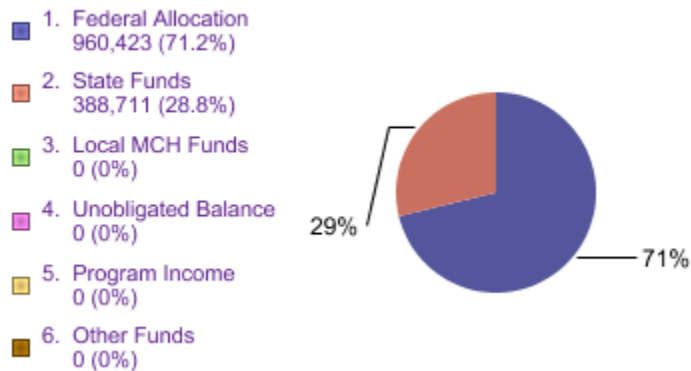
#### Title V Program's Services for Children with Special Health Care Needs, contact:

Margarita Bautista Gay, RN, MN  
Bureau of Family Health & Nursing Services Administrator  
Department of Public Health & Social Services 123 Chalan Kareta  
Mangilao, Guam 96913-6304  
671-735-7111  
671-734-7097  
margarita.gay@dphss.guam.gov

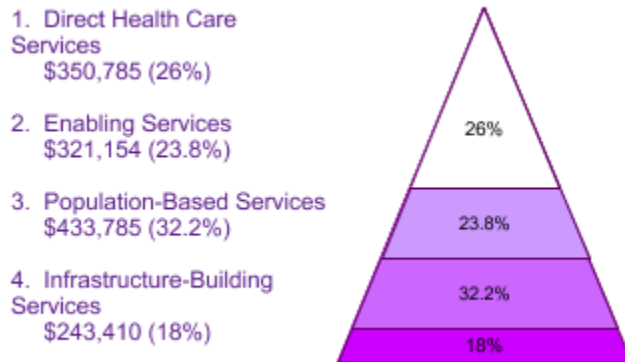
**TITLE V FEDERAL - STATE BLOCK GRANT EXPENDITURES**

| <b>By Number of Individuals Served and Population Group</b> |                                     |                             |             |
|---|-------------------------------------|-----------------------------|-------------|
| <b>Populations Served</b>                                   | <b>Number of Individuals Served</b> | <b>Expenditures FY 2007</b> |             |
| Pregnant Women  | 1,750                               | \$225,214                   | 16.7%       |
| Infants < 1 year old  | 3,501                               | \$233,414                   | 17.3%       |
| Children 1 to 22 years old                                  | 3,301                               | \$316,107                   | 23.4%       |
| Children with Special Healthcare Needs                      | 1,225                               | \$439,486                   | 32.6%       |
| Others  | 2,062                               | \$0                         | 0%          |
| Administration  |                                     | \$134,913                   | 10%         |
| <b>Totals</b>   | <b>11,839</b>                       | <b>\$1,349,134</b>          | <b>100%</b> |

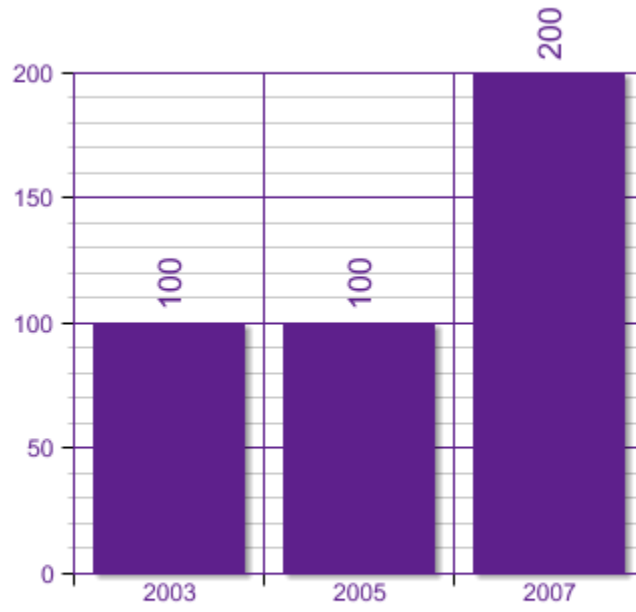
**By Source of Funds**



**By Category of Services**



**HOTLINE CALLS**



671-735-7306  
en Espanol: 1-800-504-7081

**FAMILY PARTICIPATION IN CSHCN PROGRAM**

|  |           |
|--|-----------|
| Family members participate on advisory committee or task forces and are offering training, mentoring, and reimbursement, when appropriate.           | 2         |
| Financial support (financial grants, technical assistance, travel, and child care) is offered for parent activities or parent groups.                | 0         |
| Family members are involved in the Children with Special Health Care Needs elements of the MCH Block Grant Application process.                      | 2         |
| Family members are involved in service training of CSHCN staff and providers.  | 2         |
| Family members hired as paid staff or consultants to the State CSHCN program (a family member is hired for his or her expertise as a family member). | 0         |
| Family members of diverse cultures are involved in all of the above activities.  | 3         |
| <b>FY 2007 Total:</b>  | <b>9</b>  |
| <b>Total Possible:</b>   | <b>18</b> |

**Scale:**

- 0 = Not Met**
- 1 = Partially Met**
- 2 = Mostly Met**
- 3 = Completely Met**

**MATERNAL & CHILD HEALTH (MCH) MEASURES**

| <b>Title V – MCH National Outcome Measures</b>  | <b>State 2007 Results</b> | <b>State 2012 Goal</b> |
|---|---------------------------|------------------------|
| The infant mortality rate per 1,000 live births.  | 10.3                      | 4                      |
| The ratio of the black infant mortality rate to the white infant mortality rate.                            | *                         | *                      |
| The neonatal mortality rate per 1,000 live births.  | 6.3                       | 4.1                    |
| The postneonatal mortality rate per 1,000 live births.  | 4.0                       | 2.5                    |
| The perinatal mortality rate per 1,000 live births plus fetal deaths.                                       | 10.6                      | 15                     |
| The child death rate per 100,000 children aged 1 through 14.  | *                         | 20                     |
| <b>Title V - MCH State Performance Measures</b>   | <b>State 2007 Results</b> | <b>State 2012 Goal</b> |
| To reduce the percent of pregnant women who received no prenatal care                                       | 0.0%                      | 0%                     |
| Proportion of low-income women who receive reproductive health/family planning services                     | 7.1%                      | 14%                    |
| Percent of women who use alcohol, tobacco and other drugs during pregnancy                                  | 0.0%                      | 5%                     |
| Percent of children younger than 18 years maltreated/neglected.   | 2.9%                      | 5%                     |
| The prevalence of partner violence in adolescent relationships  | 10.0%                     | 0%                     |
| The percent of high school students who have engaged in sexual intercourse                                  | 0.0%                      | 0%                     |
| The percent of high school students who are overweight  | 10.0%                     | 5%                     |
| Percent of Children with Special Health Care Needs (CSHCN) who have age appropriate completed immunizations | 81.6%                     | 48%                    |

| Title V - MCH National Performance Measures   | State 2007 Results | State 2012 Goal |
|---|--------------------|-----------------|
| The percent of screen positive newborns who received timely follow up to definitive diagnosis and clinical management for condition(s) mandated by their State-sponsored newborn screening programs.            | 0.0%               | 100%            |
| The percent of children with special health care needs age 0 to 18 years whose families partner in decision making at all levels and are satisfied with the services they receive. (CSHCN survey)               | 25.0%              | 100%            |
| The percent of children with special health care needs age 0 to 18 who receive coordinated, ongoing, comprehensive care within a medical home. (CSHCN Survey)   | 53.5%              | 100%            |
| The percent of children with special health care needs age 0 to 18 whose families have adequate private and/or public insurance to pay for the services they need. (CSHCN Survey)                               | 60.2%              | 74%             |
| Percent of children with special health care needs age 0 to 18 whose families report the community-based service systems are organized so they can use them easily. (CSHCN Survey)                              | 60.2%              | 100%            |
| The percentage of youth with special health care needs who received the services necessary to make transitions to all aspects of adult life, including adult health care, work, and independence.               | 60.2%              | *               |
| Percent of 19 to 35 month olds who have received full schedule of age appropriate immunizations against Measles, Mumps, Rubella, Polio, Diphtheria, Tetanus, Pertussis, Haemophilus Influenza, and Hepatitis B. | 23.5%              | 75%             |
| The rate of birth (per 1,000) for teenagers aged 15 through 17 years.   | 26.7               | 21              |
| Percent of third grade children who have received protective sealants on at least one permanent molar tooth.  | 31.1%              | 49%             |
| The rate of deaths to children aged 14 years and younger caused by motor vehicle crashes per 100,000 children.  | 0.0                | 2               |
| The percent of mothers who breastfeed their infants at 6 months of age.   | 0.0%               | 90%             |
| Percentage of newborns who have been screened for hearing before hospital discharge.  | 84.1%              | 78%             |
| Percent of children without health insurance.   | 26.2%              | 13%             |
| Percentage of children, ages 2 to 5 years, receiving WIC services with a Body Mass Index (BMI) at or above the 85th percentile.   | 10.3%              | 12%             |
| Percentage of women who smoke in the last three months of pregnancy.  | 10.8%              | 10%             |
| The rate (per 100,000) of suicide deaths among youths aged 15 through 19.   | 6.6                | 20              |
| Percent of very low birth weight infants delivered at facilities for high-risk deliveries and neonates.   | 0.0%               | 0%              |
| Percent of infants born to pregnant women receiving prenatal care beginning in the first trimester.   | 0.0%               | 75%             |

**2007 TITLE V AND MCHB DISCRETIONARY GRANTS****Emergency Medical Services for Children (EMSC)**

EMSC Partnership Grants  
GOVERNMENT OF GUAM  
Hagatna, GU  
\$115,000  
(EMSC Partnership Grants)

**Title V - Community Integrated Service Systems (CISS)**

Community-Based Integrated Service Systems (Local/State)  
Guam Department of Public Health & Social Services  
Hagatna, GU  
\$140,000  
(Community-Based Integrated Service Systems (Local/State))

**Title V - Special Projects of Regional and National Significance (SPRANS)**

Health Families Expansion Program  
GUAM DEPARTMENT OF PUBLIC HEALTH  
Hagatna, GU  
\$50,000  
(Healthy Tomorrows Partnership for Children Program)

**Traumatic Brain Injury**

Traumatic Brain Injury Protection and Advocacy  
GUAM LEGAL SERVICES CORPORATION  
Hagatna, GU  
\$20,000  
(Traumatic Brain Injury Protection and Advocacy)

**Universal Newborn Hearing Screening**

UNIVERSAL NEWBORN HEARING SCREENING  
UNIVERSITY OF GUAM  
Mangilao, GU  
\$145,590  
(Universal Newborn Hearing Screening and Intervention)

The Title V program in the State of Hawaii is administered by the Family Health Services Division (FHSD), Hawaii State Department of Health (DOH). The Title V program administers the following programs: maternal and child health, children with special health care needs, IDEA Part C, and WIC programs.

State Population: **1,283,388**  
Live Births: **18,982**

## MCH PARTNERSHIP FUNDS - FY 2007

Title V Federal-State Block Grant: **\$45,934,449**  
Other MCHB Grant Programs: **\$2,830,344**  
Bioterrorism Grant Program: **\$0**  
Total MCH Partnership Funds: **\$48,764,793**

## CONTACT INFORMATION

### For More Information on Title V:

#### Title V Program, Contact:

Loretta J. Fuddy, A.C.S.W., M.P.H.  
Chief, Family Health Services Division  
P.O. Box 3378  
Honolulu, HI 96801  
808-586-4121  
808-586-9303  
loretta.fuddy@doh.hawaii.gov

#### Title V Program's Services for Children with Special Health Care Needs, contact:

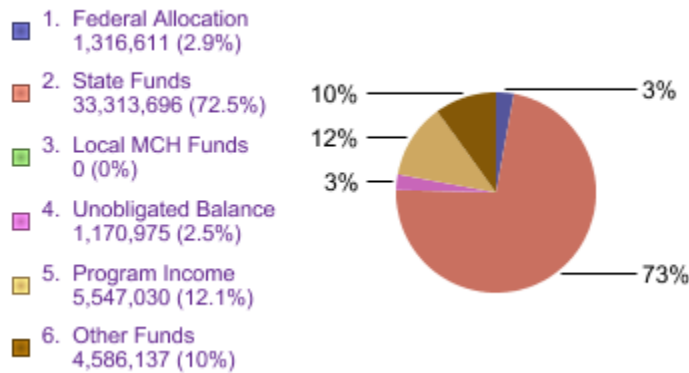
Patricia Heu, M.D.  
Chief, Children with Special Health Care Needs Branch  
741 Sunset Avenue  
Honolulu, HI 96816  
808-733-9070  
808-733-9068  
pat.heu@doh.hawaii.gov



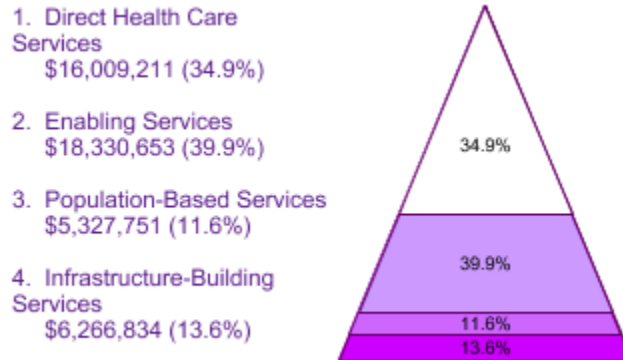
## TITLE V FEDERAL - STATE BLOCK GRANT EXPENDITURES

| By Number of Individuals Served and Population Group |                              |                      |             |
|--|------------------------------|----------------------|-------------|
| Populations Served                                   | Number of Individuals Served | Expenditures FY 2007 |             |
| Pregnant Women                                       | 2,102                        | \$4,187,882          | 9.1%        |
| Infants < 1 year old                                 | 19,051                       | \$10,049,717         | 21.9%       |
| Children 1 to 22 years old                           | 12,403                       | \$10,652,025         | 23.2%       |
| Children with Special Healthcare Needs               | 17,847                       | \$13,596,973         | 29.6%       |
| Others   | 44,819                       | \$6,291,608          | 13.7%       |
| Administration                                       |                              | \$1,156,244          | 2.5%        |
| <b>Totals</b>  | <b>96,222</b>                | <b>\$45,934,449</b>  | <b>100%</b> |

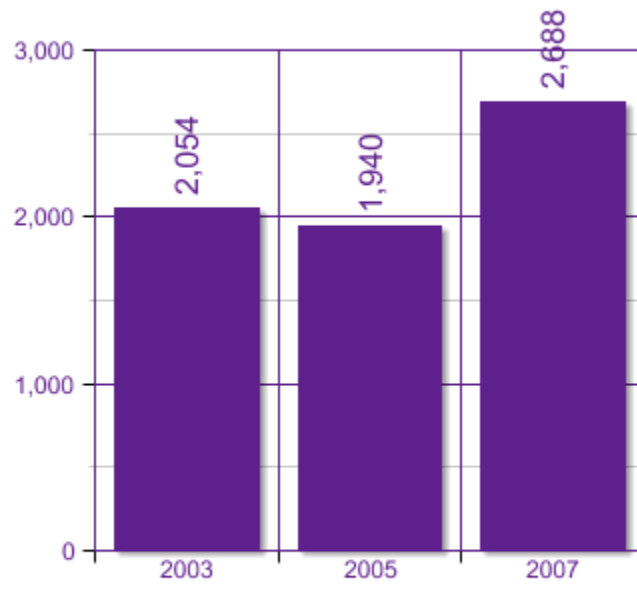
### By Source of Funds



### By Category of Services



## HOTLINE CALLS



(800) 235-5477  
en Español: 1-800-504-7081

## FAMILY PARTICIPATION IN CSHCN PROGRAM

|  |           |
|--|-----------|
| Family members participate on advisory committee or task forces and are offering training, mentoring, and reimbursement, when appropriate.           | 3         |
| Financial support (financial grants, technical assistance, travel, and child care) is offered for parent activities or parent groups.                | 2         |
| Family members are involved in the Children with Special Health Care Needs elements of the MCH Block Grant Application process.                      | 2         |
| Family members are involved in service training of CSHCN staff and providers.  | 2         |
| Family members hired as paid staff or consultants to the State CSHCN program (a family member is hired for his or her expertise as a family member). | 2         |
| Family members of diverse cultures are involved in all of the above activities.  | 3         |
| <b>FY 2007 Total:</b>  | <b>14</b> |
| <b>Total Possible:</b>   | <b>18</b> |

**Scale:**

- 0 = Not Met**
- 1 = Partially Met**
- 2 = Mostly Met**
- 3 = Completely Met**

## MATERNAL & CHILD HEALTH (MCH) MEASURES

| <b>Title V – MCH National Outcome Measures</b>   | <b>State 2007 Results</b> | <b>State 2012 Goal</b> |
|--|---------------------------|------------------------|
| The infant mortality rate per 1,000 live births.   | 6.1                       | 4.5                    |
| The ratio of the black infant mortality rate to the white infant mortality rate.   | 2.3                       | 1                      |
| The neonatal mortality rate per 1,000 live births.   | 4.1                       | 2.9                    |
| The postneonatal mortality rate per 1,000 live births.   | 1.9                       | 1.5                    |
| The perinatal mortality rate per 1,000 live births plus fetal deaths.  | 4.9                       | 4.5                    |
| The child death rate per 100,000 children aged 1 through 14.   | 19.6                      | 10.5                   |
| <b>Title V - MCH State Performance Measures</b>  | <b>State 2007 Results</b> | <b>State 2012 Goal</b> |
| The percent of pregnancies (live births, fetal deaths, abortions) that are unintended.   | 52.3%                     | 42%                    |
| Percent of infants with hearing loss who are receiving appropriate intervention services by age 6 months.  | 71.9%                     | 80%                    |
| The percent of teenagers in grades 9 to 12 attending public schools who are overweight.  | 15.6%                     | 11%                    |
| Percent of teenagers in grades 6 to 8 attending public schools who report drinking alcohol within the past 30 days.  | 12.3%                     | 10%                    |
| Proportion of children aged 6 to 8 years with dental caries experience in their primary and permanent teeth.   | 72.1%                     | 67.9%                  |
| The rate of women aged 15-19 years (per 1,000) with a reported case of chlamydia.  | 27.5                      | 21.8                   |
| Percent of women who report smoking tobacco during pregnancy.  | 9.4%                      | 5.9%                   |
| Percent of women who report use of alcohol during pregnancy.   | 6.0%                      | 3.9%                   |
| Degree to which the action plan that supports or facilitates the transition of children & youth with special health care needs to adult life is implemented. | 19.0                      | 24                     |

| Title V - MCH National Performance Measures   | State 2007 Results | State 2012 Goal |
|---|--------------------|-----------------|
| The percent of screen positive newborns who received timely follow up to definitive diagnosis and clinical management for condition(s) mandated by their State-sponsored newborn screening programs.            | 100.0%             | 100%            |
| The percent of children with special health care needs age 0 to 18 years whose families partner in decision making at all levels and are satisfied with the services they receive. (CSHCN survey)               | 59.3%              | 59.3%           |
| The percent of children with special health care needs age 0 to 18 who receive coordinated, ongoing, comprehensive care within a medical home. (CSHCN Survey)   | 45.2%              | 45.2%           |
| The percent of children with special health care needs age 0 to 18 whose families have adequate private and/or public insurance to pay for the services they need. (CSHCN Survey)                               | 73.5%              | 73.5%           |
| Percent of children with special health care needs age 0 to 18 whose families report the community-based service systems are organized so they can use them easily. (CSHCN Survey)                              | 88.8%              | 88.8%           |
| The percentage of youth with special health care needs who received the services necessary to make transitions to all aspects of adult life, including adult health care, work, and independence.               | 39.4%              | 39.4%           |
| Percent of 19 to 35 month olds who have received full schedule of age appropriate immunizations against Measles, Mumps, Rubella, Polio, Diphtheria, Tetanus, Pertussis, Haemophilus Influenza, and Hepatitis B. | 83.7%              | 92.4%           |
| The rate of birth (per 1,000) for teenagers aged 15 through 17 years.   | 19.6               | 16              |
| Percent of third grade children who have received protective sealants on at least one permanent molar tooth.  | 27.7%              | 28%             |
| The rate of deaths to children aged 14 years and younger caused by motor vehicle crashes per 100,000 children.  | 2.7                | 2               |
| The percent of mothers who breastfeed their infants at 6 months of age.   | 50.7%              | 52%             |
| Percentage of newborns who have been screened for hearing before hospital discharge.  | 98.1%              | 98%             |
| Percent of children without health insurance.   | 2.2%               | 0%              |
| Percentage of children, ages 2 to 5 years, receiving WIC services with a Body Mass Index (BMI) at or above the 85th percentile.   | 22.4%              | 17%             |
| Percentage of women who smoke in the last three months of pregnancy.  | 9.4%               | 5%              |
| The rate (per 100,000) of suicide deaths among youths aged 15 through 19.   | 8.2                | 7               |
| Percent of very low birth weight infants delivered at facilities for high-risk deliveries and neonates.   | 88.7%              | 90%             |
| Percent of infants born to pregnant women receiving prenatal care beginning in the first trimester.   | 77.9%              | 86%             |

## 2007 TITLE V AND MCHB DISCRETIONARY GRANTS

### Emergency Medical Services for Children (EMSC)

EMSC Partnership Grants  
State of Hawaii Department of Health  
Honolulu, HI  
\$115,000  
(EMSC Partnership Grants)

### Healthy Start

Disparities in Perinatal Health-Border Initiatives  
Hawai'i Department of Health  
Honolulu, HI  
\$925,000  
(Disparities in Perinatal Health-Border Initiatives)

### Title V - Community Integrated Service Systems (CISS)

CISS - SECCS (PLANNING)  
STATE OF HAWAII DEPARTMENT OF HEALTH  
Honolulu, HI  
\$140,000  
(Community-Based Integrated Service Systems (Local/State))

### Title V - Special Projects of Regional and National Significance (SPRANS)

State Implementation Grants for Integrated Community Systems for CSHCN  
STATE OF HAWAII DEPARTMENT OF HEALTH  
Honolulu, HI  
\$300,000  
(State Implementation Grants for Integrated Community Systems for CSHCN)

Health Families Expansion Program  
KALIHI-PALAMA HEALTH CENTER  
Honolulu, HI  
\$50,000  
(Healthy Tomorrows Partnership for Children Program)

STATE SYSTEMS DEVELOPMENT INITIATIVE  
STATE OF HAWAII DEPARTMENT OF HEALTH  
Honolulu, HI  
\$94,644  
(State Systems Development Initiative)

Family Professional Partnership/CSHCN  
Hawaii Pediatric Association Research & Education Foudation  
Honolulu, HI  
\$95,700  
(Family Professional Partnership/CSHCN)

PUBLIC HEALTH TRAINING IN MCH: A GRADUATE CERTIFICATE PROGRAM  
UNIVERSITY OF HAWAII AT MANOA  
Honolulu, HI  
\$180,000  
(Certificate in MCH Public Health)

Heritable Disorders  
STATE OF HAWAII DEPARTMENT OF HEALTH  
Honolulu, HI  
\$500,000  
(Heritable Disorders)

Consumer Initiatives for Genetic Resources and Services  
State of Hawaii Department of Health  
Honolulu, HI  
\$130,000  
(Consumer Initiatives for Genetic Resources and Services)

### **Traumatic Brain Injury**

Traumatic Brain Injury Implementation  
STATE OF HAWAII DEPARTMENT OF HEALTH  
Honolulu, HI  
\$100,000  
(Traumatic Brain Injury Implementation)

Traumatic Brain Injury Protection and Advocacy  
HAWAII DISABILITY RIGHTS CENTER  
HONOLULU, HI  
\$50,000  
(Traumatic Brain Injury Protection and Advocacy)

### **Universal Newborn Hearing Screening**

UNIVERSAL NEWBORN HEARING SCREENING  
STATE OF HAWAII DEPARTMENT OF HEALTH  
Honolulu, HI  
\$150,000  
(Universal Newborn Hearing Screening and Intervention)

The Iowa Title V Maternal and Child Health Services Block Grant Program- Administered by the Bureau of Family Health; Division of Health Promotion and Chronic Disease Prevention, Iowa Department of Public Health. The bureau's responsibilities include: 1) conducting a statewide needs assessment; 2) developing policies, plans, and programs to improve the health of women, infants, children, adolescents, and families; and 3) administering family planning programs. The bureau is administratively responsible for coordinating Title V services for children and youth with special health care needs through a contract with the University of Iowa, Department of Pediatrics, Child Health Specialty Clinics (CHSC).

State Population: **2,988,046**  
Live Births: **40,610**

## MCH PARTNERSHIP FUNDS - FY 2007

Title V Federal-State Block Grant: **\$16,809,478**  
Other MCHB Grant Programs: **\$2,321,581**  
Bioterrorism Grant Program: **\$0**  
Total MCH Partnership Funds: **\$19,131,059**

## CONTACT INFORMATION

### For More Information on Title V:

#### Title V Program, Contact:

M. Jane Borst  
Title V Director  
321 East 12th Street  
Des Moines, IA 50319  
5151-281-4911  
515-242-6013  
jborst@idph.state.ia.us  
www.idph.state.ia.us

#### Title V Program's Services for Children with Special Health Care Needs, contact:

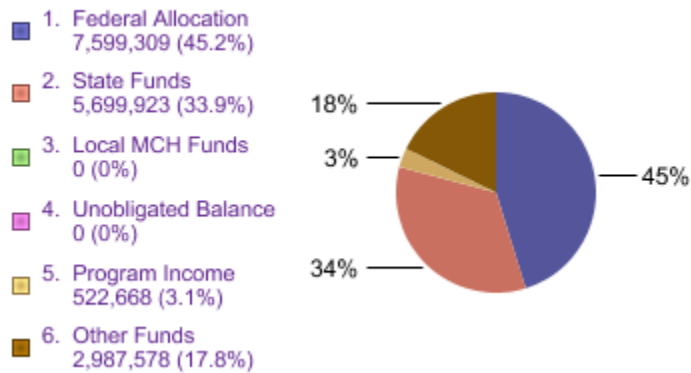
Brian Wilkes  
Co-Director & Chief Administrator  
100 Hawkins Drive  
Iowa City, IA 52242  
319-384-7292  
319-356-3715  
brian-wilkes@uiowa.edu  
<http://www.uihealthcare.com/CHSC>



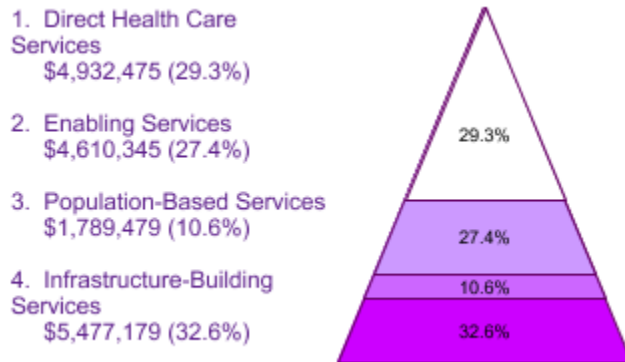
**TITLE V FEDERAL - STATE BLOCK GRANT EXPENDITURES**

| <b>By Number of Individuals Served and Population Group</b> |                                     |                             |             |
|---|-------------------------------------|-----------------------------|-------------|
| <b>Populations Served</b>                                   | <b>Number of Individuals Served</b> | <b>Expenditures FY 2007</b> |             |
| Pregnant Women  | 10,810                              | \$1,936,580                 | 11.5%       |
| Infants < 1 year old  | 38,552                              | \$295,055                   | 1.8%        |
| Children 1 to 22 years old                                  | 122,351                             | \$7,551,603                 | 44.9%       |
| Children with Special Healthcare Needs                      | 6,598                               | \$6,552,534                 | 39%         |
| Others  | 64                                  | \$0                         | 0%          |
| Administration  |                                     | \$473,706                   | 2.8%        |
| <b>Totals</b>   | <b>178,375</b>                      | <b>\$16,809,478</b>         | <b>100%</b> |

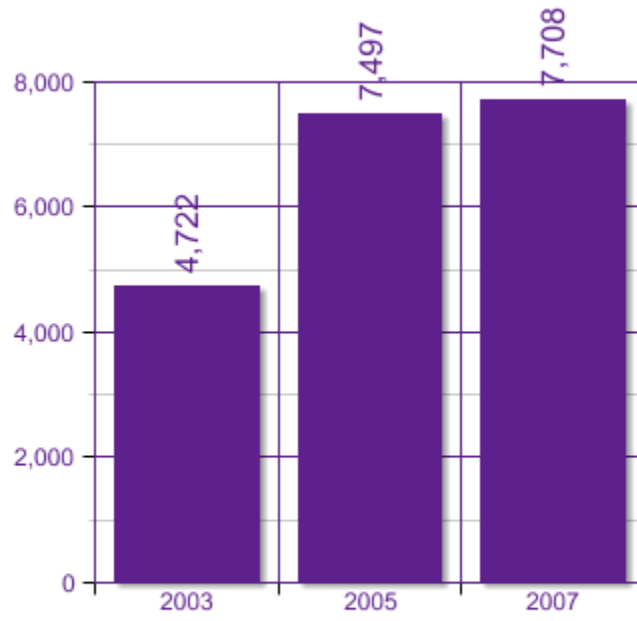
**By Source of Funds**



**By Category of Services**



**HOTLINE CALLS**



(800) 369-3826  
en Español: 1-800-504-7081

**FAMILY PARTICIPATION IN CSHCN PROGRAM**

|  |           |
|--|-----------|
| Family members participate on advisory committee or task forces and are offering training, mentoring, and reimbursement, when appropriate.           | 3         |
| Financial support (financial grants, technical assistance, travel, and child care) is offered for parent activities or parent groups.                | 3         |
| Family members are involved in the Children with Special Health Care Needs elements of the MCH Block Grant Application process.                      | 2         |
| Family members are involved in service training of CSHCN staff and providers.  | 3         |
| Family members hired as paid staff or consultants to the State CSHCN program (a family member is hired for his or her expertise as a family member). | 3         |
| Family members of diverse cultures are involved in all of the above activities.  | 1         |
| <b>FY 2007 Total:</b>  | <b>15</b> |
| <b>Total Possible:</b>   | <b>18</b> |

**Scale:**

- 0 = Not Met**
- 1 = Partially Met**
- 2 = Mostly Met**
- 3 = Completely Met**

**MATERNAL & CHILD HEALTH (MCH) MEASURES**

| <b>Title V – MCH National Outcome Measures</b>  | <b>State 2007 Results</b> | <b>State 2012 Goal</b> |
|---|---------------------------|------------------------|
| The infant mortality rate per 1,000 live births.  | 5.5                       | *                      |
| The ratio of the black infant mortality rate to the white infant mortality rate.  | 2.2                       | *                      |
| The neonatal mortality rate per 1,000 live births.  | 3.3                       | *                      |
| The postneonatal mortality rate per 1,000 live births.  | 2.2                       | *                      |
| The perinatal mortality rate per 1,000 live births plus fetal deaths.   | 8.6                       | *                      |
| The child death rate per 100,000 children aged 1 through 14.  | 18.8                      | *                      |
| <b>Title V - MCH State Performance Measures</b>   | <b>State 2007 Results</b> | <b>State 2012 Goal</b> |
| Percent of children served by family support programs, whose primary delivery method is a home visit, that are served through evidence-based programs.  | 42.0%                     | 70%                    |
| Percent of early care and education businesses who have received a training or service from a child care nurse consultant.                              | 29.7%                     | 50%                    |
| Percent of Medicaid enrolled children zero to five years who receive developmental evaluations.   | 8.0%                      | 30%                    |
| Percent of children who needed care from a specialist who received the care without problem.  | 85.1%                     | 93%                    |
| Percent of children 0-3 years served by Early ACCESS (IDEA, Part C).  | 2.7%                      | 3.3%                   |
| Percent of Iowa counties that have at least one participating targeted community in the CDC nutrition and physical activity obesity prevention project. | 12.1%                     | 48%                    |
| Percent of Medicaid enrolled children ages 9-35 months receiving a blood lead test.   | 61.4%                     | 70%                    |
| Percent of Medicaid enrolled children ages 1-5 years who receive dental services.   | 42.1%                     | 47%                    |
| Rate (per 1,000 births) of infant deaths due to prematurity.  | 3.0                       | 2.7                    |
| Number of professionals trained on the use of appropriate maternal depression screening tools and the available referral resources.                     | *                         | 1700                   |

| Title V - MCH National Performance Measures   | State 2007 Results | State 2012 Goal |
|---|--------------------|-----------------|
| The percent of screen positive newborns who received timely follow up to definitive diagnosis and clinical management for condition(s) mandated by their State-sponsored newborn screening programs.            | 100.0%             | 100%            |
| The percent of children with special health care needs age 0 to 18 years whose families partner in decision making at all levels and are satisfied with the services they receive. (CSHCN survey)               | 64.7%              | 79.2%           |
| The percent of children with special health care needs age 0 to 18 who receive coordinated, ongoing, comprehensive care within a medical home. (CSHCN Survey)   | 57.4%              | 73.3%           |
| The percent of children with special health care needs age 0 to 18 whose families have adequate private and/or public insurance to pay for the services they need. (CSHCN Survey)                               | 68.6%              | 87.6%           |
| Percent of children with special health care needs age 0 to 18 whose families report the community-based service systems are organized so they can use them easily. (CSHCN Survey)                              | 92.9%              | 97.6%           |
| The percentage of youth with special health care needs who received the services necessary to make transitions to all aspects of adult life, including adult health care, work, and independence.               | 47.3%              | 60.4%           |
| Percent of 19 to 35 month olds who have received full schedule of age appropriate immunizations against Measles, Mumps, Rubella, Polio, Diphtheria, Tetanus, Pertussis, Haemophilus Influenza, and Hepatitis B. | 88.4%              | 96%             |
| The rate of birth (per 1,000) for teenagers aged 15 through 17 years.   | 15.6               | 14              |
| Percent of third grade children who have received protective sealants on at least one permanent molar tooth.  | 44.5%              | 50%             |
| The rate of deaths to children aged 14 years and younger caused by motor vehicle crashes per 100,000 children.  | 4.6                | 2               |
| The percent of mothers who breastfeed their infants at 6 months of age.   | 44.9%              | 54%             |
| Percentage of newborns who have been screened for hearing before hospital discharge.  | 98.2%              | 100%            |
| Percent of children without health insurance.   | 2.8%               | 2.5%            |
| Percentage of children, ages 2 to 5 years, receiving WIC services with a Body Mass Index (BMI) at or above the 85th percentile.   | 32.5%              | 20%             |
| Percentage of women who smoke in the last three months of pregnancy.  | 14.9%              | 10%             |
| The rate (per 100,000) of suicide deaths among youths aged 15 through 19.   | 10.1               | 9.4             |
| Percent of very low birth weight infants delivered at facilities for high-risk deliveries and neonates.   | 94.2%              | 97%             |
| Percent of infants born to pregnant women receiving prenatal care beginning in the first trimester.   | 77.7%              | 89%             |

**2007 TITLE V AND MCHB DISCRETIONARY GRANTS****Emergency Medical Services for Children (EMSC)**

EMSC Partnership Grants  
IOWA DEPARTMENT OF PUBLIC HEALTH  
Des Moines, IA  
\$115,000  
(EMSC Partnership Grants)

**Healthy Start**

HEALTHY START COMMUNITIES  
VISITING NURSE SERVICES  
Des Moines, IA  
\$900,000  
(Healthy Start Initiative-Eliminating Racial/Ethnic Disparities)

**Title V - Community Integrated Service Systems (CISS)**

CISS - SECCS (PLANNING)  
IOWA DEPARTMENT OF PUBLIC HEALTH  
Des Moines, IA  
\$140,000  
(Community-Based Integrated Service Systems (Local/State))

**Title V - Special Projects of Regional and National Significance (SPRANS)**

State Implementation Grants for Integrated Community Systems for CSHCN  
UNIVERSITY OF IOWA  
Iowa City, IA  
\$300,000  
(State Implementation Grants for Integrated Community Systems for CSHCN)

MCH DATA ENHANCEMENT PROJECT  
IOWA DEPARTMENT OF PUBLIC HEALTH  
Des Moines, IA  
\$94,644  
(State Systems Development Initiative)

Children's Oral Healthcare Access Program  
IOWA DEPARTMENT OF PUBLIC HEALTH  
Des Moines, IA  
\$160,000  
(Children's Oral Healthcare Access Program)

State Grants for Perinatal Depression  
IOWA DEPARTMENT OF PUBLIC HEALTH  
Des Moines, IA  
\$203,508  
(State Grants for Perinatal Depression)

Consumer Initiatives for Genetic Resources and Services  
IOWA DEPARTMENT OF PUBLIC HEALTH  
Des Moines, IA  
\$100,000  
(Consumer Initiatives for Genetic Resources and Services)

### **Traumatic Brain Injury**

Traumatic Brain Injury Implementation  
IOWA DEPARTMENT OF PUBLIC HEALTH  
Des Moines, IA  
\$118,600  
(Traumatic Brain Injury Implementation)

Traumatic Brain Injury Protection and Advocacy  
IOWA PROTECTION & ADVOCACY SERVICES, INC.  
West Des Moines, IA  
\$50,000  
(Traumatic Brain Injury Protection and Advocacy)

### **Universal Newborn Hearing Screening**

UNIVERSAL NEWBORN HEARING SCREENING  
UNIVERSITY OF IOWA HOSPITALS & CLINICS  
Iowa City, IA  
\$139,829  
(Universal Newborn Hearing Screening and Intervention)

The Bureau of Clinical and Preventive Services, Idaho Department of Health and Welfare, administers the Title V MCH grant. The programs directly supervised by the Idaho MCH Director include: CSHP, Family Planning, Immunization, and WIC. Title V funds staff and/or programs in the Bureau of Community and Environmental Health, the Bureau of Vital Records and Health Statistics, and the Office of Epidemiology and Food Protection.

State Population: **1,499,402**  
Live Births: **24,184**

## MCH PARTNERSHIP FUNDS - FY 2007

Title V Federal-State Block Grant: **\$5,843,950**  
Other MCHB Grant Programs: **\$745,203**  
Bioterrorism Grant Program: **\$0**  
Total MCH Partnership Funds: **\$6,589,153**

## CONTACT INFORMATION

### For More Information on Title V:

#### Title V Program, Contact:

Dieuwke A. Spencer, RN, MHS  
Chief, Bureau of Clinical & Preventive Services  
450 W. State Street  
Boise, Idaho 83720  
208-334-5930  
208-332-7362  
spencerd@dhw.idaho.gov

#### Title V Program's Services for Children with Special Health Care Needs, contact:

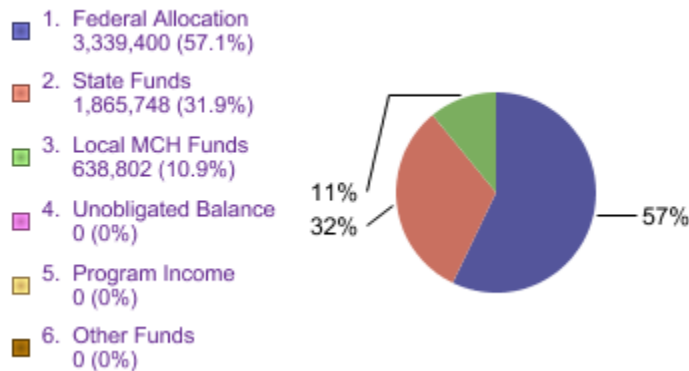
Mitch Scoggins, MPH  
Manager, Children's Special Health Program  
450 W. State Street  
Boise, Idaho 83720  
208-334-5963  
208-332-7307  
scogginm@dhw.idaho.gov



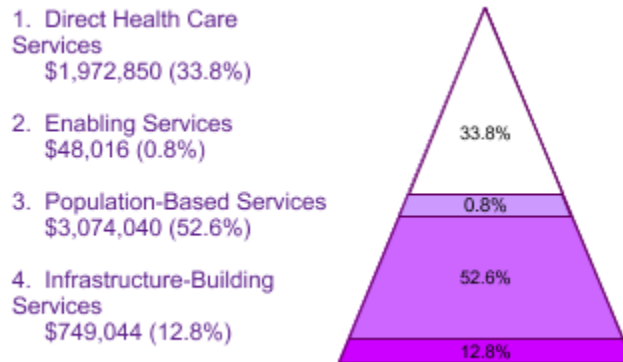
## TITLE V FEDERAL - STATE BLOCK GRANT EXPENDITURES

| By Number of Individuals Served and Population Group |                              |                      |             |
|--|------------------------------|----------------------|-------------|
| Populations Served                                   | Number of Individuals Served | Expenditures FY 2007 |             |
| Pregnant Women                                       | 2,685                        | \$327,341            | 5.6%        |
| Infants < 1 year old                                 | 24,400                       | \$1,380,025          | 23.6%       |
| Children 1 to 22 years old                           | 86,684                       | \$2,215,348          | 37.9%       |
| Children with Special Healthcare Needs               | 189                          | \$1,349,911          | 23.1%       |
| Others   | 33,963                       | \$310,767            | 5.3%        |
| Administration                                       |                              | \$260,558            | 4.5%        |
| <b>Totals</b>  | <b>147,921</b>               | <b>\$5,843,950</b>   | <b>100%</b> |

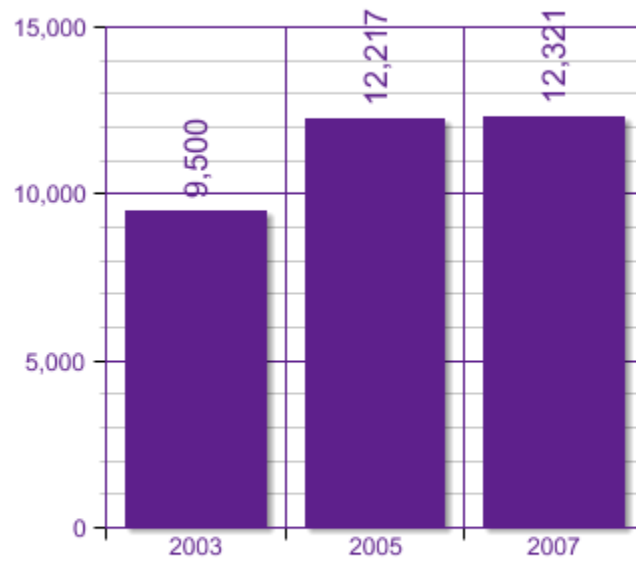
### By Source of Funds



### By Category of Services



## HOTLINE CALLS



211 or 800 926-2588  
en Espanol: 1-800-504-7081

**FAMILY PARTICIPATION IN CSHCN PROGRAM**

|  |           |
|--|-----------|
| Family members participate on advisory committee or task forces and are offering training, mentoring, and reimbursement, when appropriate.           | 2         |
| Financial support (financial grants, technical assistance, travel, and child care) is offered for parent activities or parent groups.                | 3         |
| Family members are involved in the Children with Special Health Care Needs elements of the MCH Block Grant Application process.                      | 1         |
| Family members are involved in service training of CSHCN staff and providers.  | 0         |
| Family members hired as paid staff or consultants to the State CSHCN program (a family member is hired for his or her expertise as a family member). | 0         |
| Family members of diverse cultures are involved in all of the above activities.  | 1         |
| <b>FY 2007 Total:</b>  | <b>7</b>  |
| <b>Total Possible:</b>   | <b>18</b> |

**Scale:**

- 0 = Not Met**
- 1 = Partially Met**
- 2 = Mostly Met**
- 3 = Completely Met**

**MATERNAL & CHILD HEALTH (MCH) MEASURES**

| <b>Title V – MCH National Outcome Measures</b>  | <b>State 2007 Results</b> | <b>State 2012 Goal</b> |
|---|---------------------------|------------------------|
| The infant mortality rate per 1,000 live births.  | 6.8                       | 6                      |
| The ratio of the black infant mortality rate to the white infant mortality rate.                            | *                         | 2                      |
| The neonatal mortality rate per 1,000 live births.  | 4.6                       | 3.9                    |
| The postneonatal mortality rate per 1,000 live births.  | 2.2                       | 2                      |
| The perinatal mortality rate per 1,000 live births plus fetal deaths.                                       | 8.3                       | 8.9                    |
| The child death rate per 100,000 children aged 1 through 14.  | 26.4                      | 25                     |
| <b>Title V - MCH State Performance Measures</b>   | <b>State 2007 Results</b> | <b>State 2012 Goal</b> |
| Percent of mothers who were screened for post partum depression within one month following delivery.        | 99                        | 80                     |
| The percent of Medicaid and SCHIP children ages 1 and 2 that received the expected number of EPSDT screens. | 66.4%                     | 76%                    |
| Percent of 9th - 12th grade students that report having engaged in sexual intercourse.                      | 42                        | 34.5                   |
| Percent of 9th – 12th grade students who used any type of tobacco in the past 30 days                       | 26.1                      | 0                      |
| Percent of pregnant women who received dental care during pregnancy.  | 43.4%                     | 45.9%                  |
| Percent of Medicaid and SCHIP children who are fully immunized by age 2.                                    | 63                        | 90                     |
| Percent of 9th – 12th grade students that are overweight.   | 11                        | 0                      |

| Title V - MCH National Performance Measures   | State 2007 Results | State 2012 Goal |
|---|--------------------|-----------------|
| The percent of screen positive newborns who received timely follow up to definitive diagnosis and clinical management for condition(s) mandated by their State-sponsored newborn screening programs.            | 100.0%             | 100%            |
| The percent of children with special health care needs age 0 to 18 years whose families partner in decision making at all levels and are satisfied with the services they receive. (CSHCN survey)               | 52.7%              | 53%             |
| The percent of children with special health care needs age 0 to 18 who receive coordinated, ongoing, comprehensive care within a medical home. (CSHCN Survey)   | 47.7%              | 52%             |
| The percent of children with special health care needs age 0 to 18 whose families have adequate private and/or public insurance to pay for the services they need. (CSHCN Survey)                               | 56.9%              | 60%             |
| Percent of children with special health care needs age 0 to 18 whose families report the community-based service systems are organized so they can use them easily. (CSHCN Survey)                              | 86%                | 86%             |
| The percentage of youth with special health care needs who received the services necessary to make transitions to all aspects of adult life, including adult health care, work, and independence.               | 45.8%              | 46%             |
| Percent of 19 to 35 month olds who have received full schedule of age appropriate immunizations against Measles, Mumps, Rubella, Polio, Diphtheria, Tetanus, Pertussis, Haemophilus Influenza, and Hepatitis B. | 77.8%              | 83%             |
| The rate of birth (per 1,000) for teenagers aged 15 through 17 years.   | 18.2               | 17.4            |
| Percent of third grade children who have received protective sealants on at least one permanent molar tooth.  | 55.7%              | 60.9%           |
| The rate of deaths to children aged 14 years and younger caused by motor vehicle crashes per 100,000 children.  | 6.8                | 5.5             |
| The percent of mothers who breastfeed their infants at 6 months of age.   | 54%                | 53.5%           |
| Percentage of newborns who have been screened for hearing before hospital discharge.  | 96.7%              | 99.2%           |
| Percent of children without health insurance.   | 13.0%              | 12.3%           |
| Percentage of children, ages 2 to 5 years, receiving WIC services with a Body Mass Index (BMI) at or above the 85th percentile.   | 31.2%              | 30.6%           |
| Percentage of women who smoke in the last three months of pregnancy.  | 9.0%               | 8.3%            |
| The rate (per 100,000) of suicide deaths among youths aged 15 through 19.   | 11.7               | 10.8            |
| Percent of very low birth weight infants delivered at facilities for high-risk deliveries and neonates.   | 99%                | 75%             |
| Percent of infants born to pregnant women receiving prenatal care beginning in the first trimester.   | 71.7%              | 73.8%           |

**2007 TITLE V AND MCHB DISCRETIONARY GRANTS****Emergency Medical Services for Children (EMSC)**

EMSC Partnership Grants  
IDAHO DEPARTMENT OF HEALTH AND WELFARE  
BOISE, ID  
\$115,000  
(EMSC Partnership Grants)

**Title V - Community Integrated Service Systems (CISS)**

CISS - SECCS (PLANNING)  
IDAHO STATE DEPT OF HEALTH AND WELFARE  
Boise, ID  
\$140,000  
(Community-Based Integrated Service Systems (Local/State))

**Title V - Special Projects of Regional and National Significance (SPRANS)**

Healthy Tomorrows Partnership for Children Program  
MOUNTAIN STATES GROUP  
BOISE, ID  
\$50,000  
(Healthy Tomorrows Partnership for Children Program)

Healthy Tomorrows Partnership for Children Program  
Treasure Valley Children's Mental Health Project, Inc dba MATCH  
Boise, ID  
\$50,000  
(Healthy Tomorrows Partnership for Children Program)

IMPROVE MCH DATA CAPACITY  
IDAHO STATE DEPT. OF HEALTH & WELFARE  
Boise, ID  
\$94,644  
(State Systems Development Initiative)

**Traumatic Brain Injury**

Traumatic Brain Injury Implementation  
Idaho State University  
Pocatello, ID  
\$118,600  
(Traumatic Brain Injury Implementation)

Traumatic Brain Injury Protection and Advocacy  
COMPREHENSIVE ADVOCACY, INC.  
BOISE, ID  
\$50,000  
(Traumatic Brain Injury Protection and Advocacy)

**Universal Newborn Hearing Screening**

UNIVERSAL NEWBORN HEARING SCREENING  
IDAHO STATE DEPT. OF HEALTH & WELFARE  
Boise, ID  
\$126,959  
(Universal Newborn Hearing Screening and Intervention)

The Illinois Department of Human Services (IDHS) administers the Maternal and Child Health Services Block Grant. IDHS uses these funds to provide preventive and primary care services to women, infants, children and adolescents throughout the state. IDHS transfers 30% of the Block Grant funds to the University of Illinois at Chicago Division of Specialized Care for Children (DSCC) to operate the state's program for children with special health care needs. IDHS also transfers some Block Grant funds to the Illinois Department of Public Health (IDPH) to administer population-based services for pregnant women, infants and children, including perinatal care, metabolic and hearing screening of newborns, oral health services, screening for lead poisoning and vision and hearing screening of older children.

State Population: **12,852,548**  
Live Births: **180,583**

## MCH PARTNERSHIP FUNDS - FY 2007

Title V Federal-State Block Grant: **\$282,578,456**  
Other MCHB Grant Programs: **\$14,196,048**  
Bioterrorism Grant Program: **\$0**  
Total MCH Partnership Funds: **\$296,774,504**

## CONTACT INFORMATION

### For More Information on Title V:

#### Title V Program, Contact:

Dr. Myrtis Sullivan, M.D., M.P.H.  
Associate Director  
1112 S. Wabash - 3rd Floor  
Chicago, IL 60605  
312-793-4605  
312-793-4666  
Myrtis.Sullivan@illinois.gov  
[www.dhs.state.il.us/chp/](http://www.dhs.state.il.us/chp/)

#### Title V Program's Services for Children with Special Health Care Needs, contact:

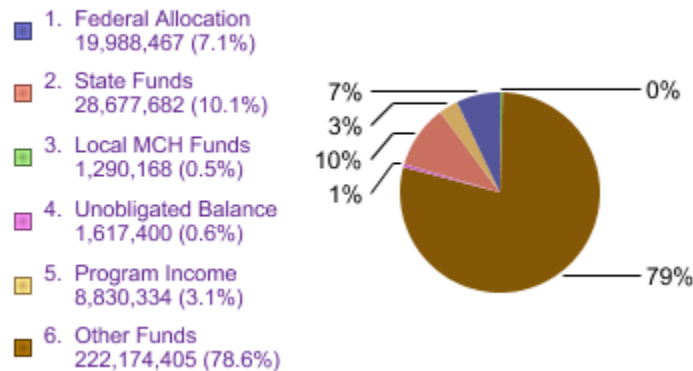
Gerri Clark RN MSN  
Interim Director  
3135 Old Jacksonville Road  
Springfield, Illinois 62704-6488  
(217) 558-2350  
(217) 558-0773  
geclark@uic.edu  
[www.uic.edu/hsc/dscc](http://www.uic.edu/hsc/dscc)



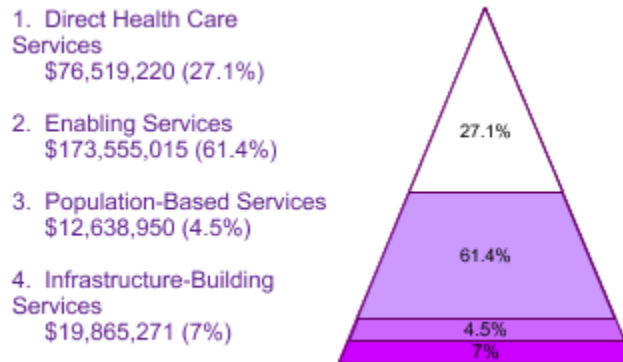
## TITLE V FEDERAL - STATE BLOCK GRANT EXPENDITURES

| By Number of Individuals Served and Population Group |                              |                      |             |
|--|------------------------------|----------------------|-------------|
| Populations Served                                   | Number of Individuals Served | Expenditures FY 2007 |             |
| Pregnant Women                                       | 147,910                      | \$22,908,943         | 8.1%        |
| Infants < 1 year old                                 | 175,837                      | \$41,931,874         | 14.8%       |
| Children 1 to 22 years old                           | 1,589,030                    | \$154,676,275        | 54.7%       |
| Children with Special Healthcare Needs               | 23,418                       | \$18,770,574         | 6.6%        |
| Others   | 168,191                      | \$44,290,790         | 15.7%       |
| Administration                                       |                              | \$0                  | 0%          |
| <b>Totals</b>  | <b>2,104,386</b>             | <b>\$282,578,456</b> | <b>100%</b> |

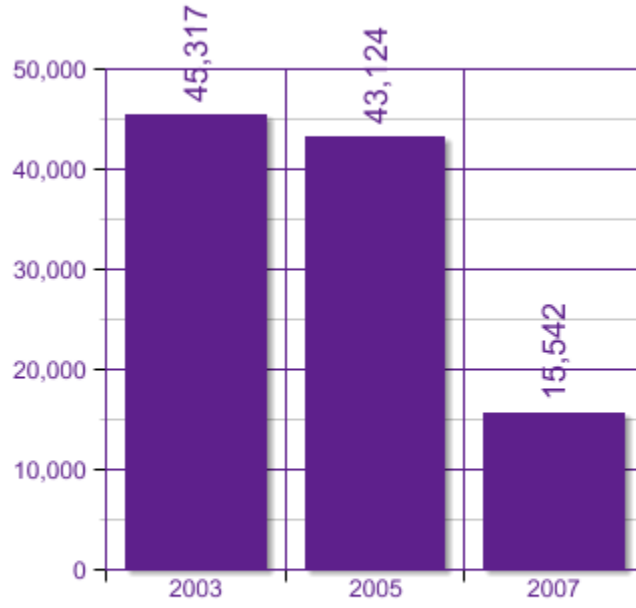
### By Source of Funds



### By Category of Services



**HOTLINE CALLS**



800-843-6154  
en Español: 1-800-504-7081

## FAMILY PARTICIPATION IN CSHCN PROGRAM

|  |           |
|--|-----------|
| Family members participate on advisory committee or task forces and are offering training, mentoring, and reimbursement, when appropriate.           | 3         |
| Financial support (financial grants, technical assistance, travel, and child care) is offered for parent activities or parent groups.                | 3         |
| Family members are involved in the Children with Special Health Care Needs elements of the MCH Block Grant Application process.                      | 2         |
| Family members are involved in service training of CSHCN staff and providers.  | 2         |
| Family members hired as paid staff or consultants to the State CSHCN program (a family member is hired for his or her expertise as a family member). | 3         |
| Family members of diverse cultures are involved in all of the above activities.  | 2         |
| <b>FY 2007 Total:</b>  | <b>15</b> |
| <b>Total Possible:</b>   | <b>18</b> |

**Scale:**

- 0 = Not Met**
- 1 = Partially Met**
- 2 = Mostly Met**
- 3 = Completely Met**

## MATERNAL & CHILD HEALTH (MCH) MEASURES

| <b>Title V – MCH National Outcome Measures</b>  | <b>State 2007 Results</b> | <b>State 2012 Goal</b> |
|---|---------------------------|------------------------|
| The infant mortality rate per 1,000 live births.  | 7.2                       | 7                      |
| The ratio of the black infant mortality rate to the white infant mortality rate.  | 2.7                       | 2.5                    |
| The neonatal mortality rate per 1,000 live births.  | 4.8                       | 4.8                    |
| The postneonatal mortality rate per 1,000 live births.  | 2.4                       | 2.2                    |
| The perinatal mortality rate per 1,000 live births plus fetal deaths.   | 6.9                       | 6.2                    |
| The child death rate per 100,000 children aged 1 through 14.  | 17                        | 18                     |
| <b>Title V - MCH State Performance Measures</b>   | <b>State 2007 Results</b> | <b>State 2012 Goal</b> |
| The incidence of maltreatment of children younger than age 18   | 7.6                       | 7.6                    |
| The proportion of CSHCN ages 14 and above and their parents who receive comprehensive transition planning services to promote awareness of adult services | 81.7%                     | 82.4%                  |
| The proportion of women and children up to 22 years of age who receive appropriate genetic testing, counseling, education and follow-up services          | 1.0                       | 1                      |
| The prevalence of Early Childhood Caries (ECC)  | 30.4%                     | 30%                    |
| The prevalence of childhood lead poisoning  | 3.1                       | 2.4                    |
| The rate of unintended pregnancy  | 42.2%                     | 41%                    |
| The proportion of children under 36 months of age in WIC or FCM who have received at least one developmental screening test in the previous 12 months     | 66.1%                     | 71%                    |
| Females 15 to 24 years of age receiving services at Title X family planning clinics tested at least once for chlamydia                                    | 55.9%                     | 61%                    |

| Title V - MCH National Performance Measures   | State 2007 Results | State 2012 Goal |
|---|--------------------|-----------------|
| The percent of screen positive newborns who received timely follow up to definitive diagnosis and clinical management for condition(s) mandated by their State-sponsored newborn screening programs.            | 99.2%              | 99.9%           |
| The percent of children with special health care needs age 0 to 18 years whose families partner in decision making at all levels and are satisfied with the services they receive. (CSHCN survey)               | 60.3%              | 60.7%           |
| The percent of children with special health care needs age 0 to 18 who receive coordinated, ongoing, comprehensive care within a medical home. (CSHCN Survey)   | 45.1%              | 45.5%           |
| The percent of children with special health care needs age 0 to 18 whose families have adequate private and/or public insurance to pay for the services they need. (CSHCN Survey)                               | 59.3%              | 59.7%           |
| Percent of children with special health care needs age 0 to 18 whose families report the community-based service systems are organized so they can use them easily. (CSHCN Survey)                              | 89.8%              | 90.2%           |
| The percentage of youth with special health care needs who received the services necessary to make transitions to all aspects of adult life, including adult health care, work, and independence.               | 44.2%              | 44.6%           |
| Percent of 19 to 35 month olds who have received full schedule of age appropriate immunizations against Measles, Mumps, Rubella, Polio, Diphtheria, Tetanus, Pertussis, Haemophilus Influenza, and Hepatitis B. | 78.5%              | 85%             |
| The rate of birth (per 1,000) for teenagers aged 15 through 17 years.   | 22.1               | 21              |
| Percent of third grade children who have received protective sealants on at least one permanent molar tooth.  | 27.0%              | 28%             |
| The rate of deaths to children aged 14 years and younger caused by motor vehicle crashes per 100,000 children.  | 2.0                | 1.8             |
| The percent of mothers who breastfeed their infants at 6 months of age.   | 25.7%              | 28%             |
| Percentage of newborns who have been screened for hearing before hospital discharge.  | 99.2%              | 99.2%           |
| Percent of children without health insurance.   | 5.9%               | 5.9%            |
| Percentage of children, ages 2 to 5 years, receiving WIC services with a Body Mass Index (BMI) at or above the 85th percentile.   | 29.9%              | 28.5%           |
| Percentage of women who smoke in the last three months of pregnancy.  | 10.4%              | 10%             |
| The rate (per 100,000) of suicide deaths among youths aged 15 through 19.   | 5.5                | 6               |
| Percent of very low birth weight infants delivered at facilities for high-risk deliveries and neonates.   | 83.1%              | 82%             |
| Percent of infants born to pregnant women receiving prenatal care beginning in the first trimester.   | 86.1%              | 87%             |

## 2007 TITLE V AND MCHB DISCRETIONARY GRANTS

### Emergency Medical Services for Children (EMSC)

EMSC Partnership Grants  
Loyola University Chicago  
Maywood, IL  
\$115,000  
(EMSC Partnership Grants)

EMSC Targeted Issue Grants  
Loyola University Chicago  
Maywood, IL  
\$200,000  
(EMSC Targeted Issue Grants)

### Healthy Start

ELIMINATING DISPARITIES IN PERINATAL HEALTH  
SOUTHERN ILLINOIS HEALTHCARE FOUNDATION  
East Saint Louis, IL  
\$900,000  
(Healthy Start Initiative-Eliminating Racial/Ethnic Disparities)

HEALTHY START INITIATIVE COMPETITIONS  
HEALTHCARE CONSORTIUM OF ILLINOIS  
Dolton, IL  
\$1,725,000  
(Healthy Start Initiative-Eliminating Racial/Ethnic Disparities)

ELIMINATING DISPARITIES IN PERINATAL HEALTH  
ILLINOIS DEPARTMENT OF HUMAN SERVICES  
Springfield, IL  
\$1,775,000  
(Healthy Start Initiative-Eliminating Racial/Ethnic Disparities)

ELIMINATING DISPARITIES IN PERINATAL HEALTH  
ACCESS COMMUNITY HEALTH NETWORK  
CHICAGO, IL  
\$1,675,000  
(Healthy Start Initiative-Eliminating Racial/Ethnic Disparities)

ELIMINATING DISPARITIES IN PERINATAL HEALTH  
CITY OF CHICAGO DEPARTMENT OF PUBLIC HEALTH  
Chicago, IL  
\$925,000  
(Healthy Start Initiative-Eliminating Racial/Ethnic Disparities)

ELIMINATING DISPARITIES IN PERINATAL HEALTH  
AUNT MARTHA'S YOUTH SERVICE CENTER, INC.  
CHICAGO HEIGHTS, IL  
\$875,000  
(Healthy Start Initiative-Eliminating Racial/Ethnic Disparities)

**Research**

Competition, Volume, NICU Level and Outcomes in California  
NORTHWESTERN UNIVERSITY  
CHICAGO, IL  
\$220,289  
(MCH Research)

NATIONAL PRACTICE BASED NETWORK TO IMPROVE CHILD HEALTH  
AMERICAN ACADEMY OF PEDIATRICS  
Elk Grove Village, IL  
\$400,000  
(MCH Special Projects Research)

**Title V - Community Integrated Service Systems (CISS)**

CISS - SECCS (PLANNING)  
ILLINOIS DEPARTMENT OF HUMAN SERVICES  
Springfield, IL  
\$140,000  
(Community-Based Integrated Service Systems (Local/State))

**Title V - Special Projects of Regional and National Significance (SPRANS)**

Child Health Practitioner Support Program  
AMERICAN ACADEMY OF PEDIATRICS  
Elk Grove Village, IL  
\$300,000  
(Child Health Practitioner Support Program)

Partnerships to Promote Maternal and Child Health  
AMERICAN ACADEMY OF PEDIATRIC DENTISTRY  
CHICAGO, IL  
\$200,000  
(Partnerships to Promote Maternal and Child Health)

Partnerships to Promote Maternal and Child Health  
AMERICAN ACADEMY OF PEDIATRICS  
Elk Grove Village, IL  
\$200,000  
(Partnerships to Promote Maternal and Child Health)

Integrated Services for Young Children with Special Health Care Needs  
Illinois Chapter, American Academy of Pediatrics  
Chicago, IL  
\$251,755  
(Medical Home/CSHCN)

Healthy Tomorrows Partnership for Children Program  
ERIE FAMILY HEALTH CENTER, INC.  
Chicago, IL  
\$50,000  
(Healthy Tomorrows Partnership for Children Program)

ILLINOIS' MCH DATA USE ACADEMY  
ILLINOIS DEPARTMENT OF HUMAN SERVICES  
Springfield, IL  
\$94,644  
(State Systems Development Initiative)

GENETICS SERVICES  
SICKLE CELL DISEASE ASSOCIATION OF ILLINOIS  
CHICAGO, IL  
\$185,000  
(Genetic Services Project)

Children's Oral Healthcare Access Program  
ILLINOIS DEPARTMENT OF PUBLIC HEALTH  
Springfield, IL  
\$160,000  
(Children's Oral Healthcare Access Program)

Healthy Behaviors in Women  
ERIE FAMILY HEALTH CENTER, INC.  
Chicago, IL  
\$141,190  
(Healthy Behaviors in Women)

Family Professional Partnership/CSHCN  
THE ARC OF ILLINOIS  
Homewood, IL  
\$95,700  
(Family Professional Partnership/CSHCN)

Thalassemia  
Children's Memorial Hospital  
Chicago, IL  
\$175,000  
(Thalassemia)

State Grants for Perinatal Depression  
University of Illinois College of Medicine  
Chicago, IL  
\$209,627  
(State Grants for Perinatal Depression)

Epidemiological MCH/SPH Institute  
University of Illinois College of Medicine  
Chicago, IL  
\$26,000  
(Epidemiological MCH/SPH Institute)



MCH Knowledge to Practice  
University of Illinois College of Medicine  
Chicago, IL  
\$30,000  
(MCH Continuing Education)

Bright Futures Pediatric Implementation  
AMERICAN ACADEMY OF PEDIATRICS  
Elk Grove Village, IL  
\$1,027,000  
(Bright Futures Pediatric Implementation)

Sickle Cell Treatment Demonstration Program  
Christian Community Health Center  
CHICAGO, IL  
\$320,000  
(Sickle Cell Treatment Demonstration Program)

Medical Home/CSHCN  
AMERICAN ACADEMY OF PEDIATRICS  
Elk Grove Village, IL  
\$862,240  
(Medical Home Capacity Building for CSHCN)

Adolescent Health/School-Based Health  
AMERICAN ACADEMY OF PEDIATRICS  
Elk Grove Village, IL  
\$99,999  
(Adolescent Health/School-Based Health)

Child Care  
AMERICAN ACADEMY OF PEDIATRICS  
Elk Grove Village, IL  
\$316,924  
(Child Care)

Healthy Tomorrows Cooperative Agreement  
AMERICAN ACADEMY OF PEDIATRICS  
Elk Grove Village, IL  
\$180,000  
(Healthy Tomorrows Cooperative Agreement)

### **Traumatic Brain Injury**

Traumatic Brain Injury Implementation  
ILLINOIS DEPARTMENT OF HUMAN SERVICES  
Springfield, IL  
\$103,074  
(Traumatic Brain Injury Implementation)

Traumatic Brain Injury Protection and Advocacy  
EQUIP FOR EQUALITY, INC.  
CHICAGO, IL  
\$67,606  
(Traumatic Brain Injury Protection and Advocacy)

**Universal Newborn Hearing Screening**

Universal Newborn Hearing Screening and Intervention  
University of Illinois College of Medicine  
Springfield, IL  
\$150,000  
(Universal Newborn Hearing Screening and Intervention)

The Indiana State Department of Health administers the Title V grant through Maternal and Children's Special Health Care Services (MCSHC), a division of the Operational Services Commission (OSC). MCSHC administered programs include: Prenatal Substance Use Prevention Program, Indiana Perinatal Network, SIDS, Preventive and Primary Child Health Care, Indiana RESPECT (Reducing Early Sex and Pregnancy by Educating Children and Teens), Family Care Coordination, Prenatal Care Services, Prenatal Care Coordination, Adolescent Health Centers, Family Planning Services, the Genomics/Newborn Screening Program which includes Early Hearing Detection and Intervention (EHD) Newborn Heal Stick Program, and Sickle Cell Program. MCSHC also administers Children's Special Health Care Services (CSHCS), the state program for children with special health care needs, and Oral Health Services. Title V also supports programs administered within ISDH including: Indiana Childhood Lead Poisoning Prevention Program, Injury Prevention, and Nutrition and Physical Activity. MCSHCS collaborates with many other programs within ISDH such as WIC and Office of Primary Care.

State Population: **6,345,289**  
Live Births: **88,674**

## MCH PARTNERSHIP FUNDS - FY 2007

Title V Federal-State Block Grant: **\$36,327,087**  
Other MCHB Grant Programs: **\$3,625,695**  
Bioterrorism Grant Program: **\$0**  
Total MCH Partnership Funds: **\$39,952,782**

## CONTACT INFORMATION

### For More Information on Title V:

#### Title V Program, Contact:

Judith A. Ganser, MD, MPH  
Medical Director  
2 N. Meridian Street 7th Fl.  
Indianapolis, Indiana 46204  
317-233-1240  
317-234-2995  
jganser@isdh.in.gov

**Title V Program's Services for Children with Special Health Care Needs, contact:**

Edward M. Bloom

Director

2 N. Meridian Street 7th Fl.

Indianapolis , Indiana 46204

317-233-1252

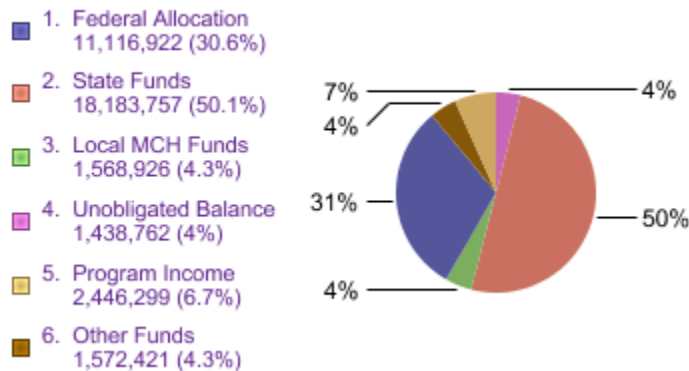
317-234-2995

[ebloom@isdh.in.gov](mailto:ebloom@isdh.in.gov)

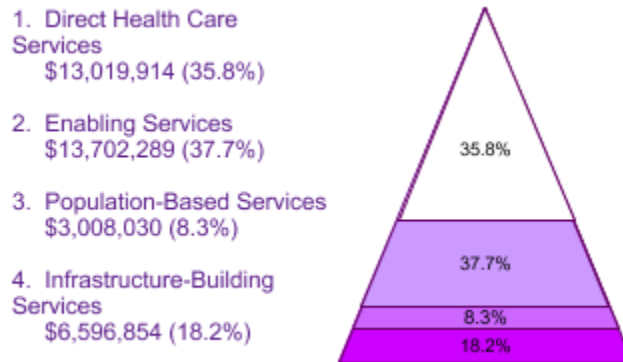
## TITLE V FEDERAL - STATE BLOCK GRANT EXPENDITURES

| By Number of Individuals Served and Population Group |                              |                      |             |
|--|------------------------------|----------------------|-------------|
| Populations Served                                   | Number of Individuals Served | Expenditures FY 2007 |             |
| Pregnant Women                                       | 24,342                       | \$4,671,489          | 12.9%       |
| Infants < 1 year old                                 | 98,278                       | \$1,106,601          | 3%          |
| Children 1 to 22 years old                           | 80,322                       | \$4,130,488          | 11.4%       |
| Children with Special Healthcare Needs               | 6,896                        | \$20,233,732         | 55.7%       |
| Others   | 16,036                       | \$5,587,647          | 15.4%       |
| Administration                                       |                              | \$597,130            | 1.6%        |
| <b>Totals</b>  | <b>225,874</b>               | <b>\$36,327,087</b>  | <b>100%</b> |

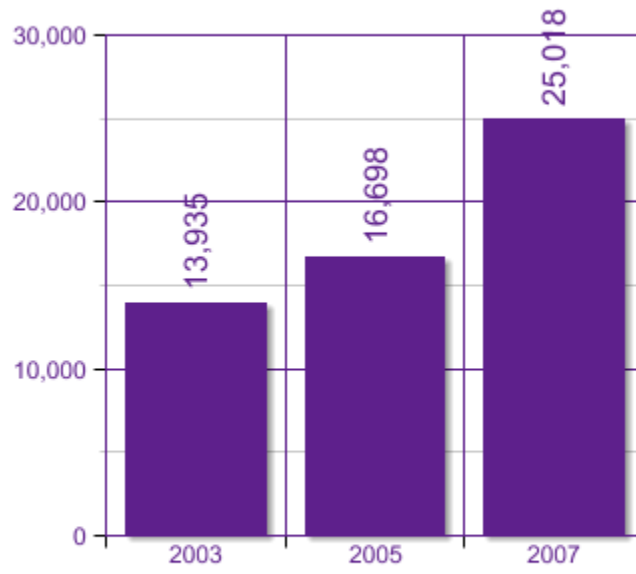
### By Source of Funds



### By Category of Services



**HOTLINE CALLS**



(800) 433-0746  
en Español: 1-800-504-7081

## FAMILY PARTICIPATION IN CSHCN PROGRAM

|  |           |
|--|-----------|
| Family members participate on advisory committee or task forces and are offering training, mentoring, and reimbursement, when appropriate.           | 2         |
| Financial support (financial grants, technical assistance, travel, and child care) is offered for parent activities or parent groups.                | 3         |
| Family members are involved in the Children with Special Health Care Needs elements of the MCH Block Grant Application process.                      | 2         |
| Family members are involved in service training of CSHCN staff and providers.  | 2         |
| Family members hired as paid staff or consultants to the State CSHCN program (a family member is hired for his or her expertise as a family member). | 0         |
| Family members of diverse cultures are involved in all of the above activities.  | 1         |
| <b>FY 2007 Total:</b>  | <b>10</b> |
| <b>Total Possible:</b>   | <b>18</b> |

**Scale:**

- 0 = Not Met**
- 1 = Partially Met**
- 2 = Mostly Met**
- 3 = Completely Met**

## MATERNAL & CHILD HEALTH (MCH) MEASURES

| <b>Title V – MCH National Outcome Measures</b>  | <b>State 2007 Results</b> | <b>State 2012 Goal</b> |
|---|---------------------------|------------------------|
| The infant mortality rate per 1,000 live births.  | 7.8                       | 7.3                    |
| The ratio of the black infant mortality rate to the white infant mortality rate.  | 2.8                       | 1.8                    |
| The neonatal mortality rate per 1,000 live births.  | 4.6                       | 4.1                    |
| The postneonatal mortality rate per 1,000 live births.  | 2.5                       | 2                      |
| The perinatal mortality rate per 1,000 live births plus fetal deaths.   | 6.5                       | 5.6                    |
| The child death rate per 100,000 children aged 1 through 14.  | 20                        | 15                     |
| <b>Title V - MCH State Performance Measures</b>   | <b>State 2007 Results</b> | <b>State 2012 Goal</b> |
| The number of data sets, including the NBS, UNHS, Lead, IBDPR, Immunizations, CSHCS, Vital Statistics, and First Steps Data, that are completely integrated into the Indiana Child Health Data Set. | 1.0                       | 1                      |
| The rate per 10,000 for asthma hospitalizations (ICD 9 Codes: 493.0 - 493.9) among children less than five years old.   | 24                        | 19                     |
| The percent of live births to mothers who smoke.  | 17.1%                     | 14%                    |
| The percent of black women (15 through 44) with a live birth whose prenatal care visits were adequate.  | 58%                       | 63%                    |
| The percentage of children age 0 to 7 years with blood lead levels equal to or greater than 10 Micrograms per deciliter.  | 0.9%                      | 0.6%                   |
| The proportion of births occurring within 18 months of a previous birth to the same birth mother.   | 17%                       | 13%                    |
| Number of community/neighborhood partnerships begun in 5 targeted counties to identify perinatal disparities.   | 1.0                       | 1                      |
| The percentage of high school students who are overweight or at risk.   | 29.1%                     | 18%                    |



| Title V - MCH National Performance Measures   | State 2007 Results | State 2012 Goal |
|---|--------------------|-----------------|
| The percent of screen positive newborns who received timely follow up to definitive diagnosis and clinical management for condition(s) mandated by their State-sponsored newborn screening programs.            | 100.0%             | 100%            |
| The percent of children with special health care needs age 0 to 18 years whose families partner in decision making at all levels and are satisfied with the services they receive. (CSHCN survey)               | 59.3%              | 62%             |
| The percent of children with special health care needs age 0 to 18 who receive coordinated, ongoing, comprehensive care within a medical home. (CSHCN Survey)   | 54.6%              | 57%             |
| The percent of children with special health care needs age 0 to 18 whose families have adequate private and/or public insurance to pay for the services they need. (CSHCN Survey)                               | 61.8%              | 64%             |
| Percent of children with special health care needs age 0 to 18 whose families report the community-based service systems are organized so they can use them easily. (CSHCN Survey)                              | 94.3%              | 97%             |
| The percentage of youth with special health care needs who received the services necessary to make transitions to all aspects of adult life, including adult health care, work, and independence.               | 41.1%              | 42%             |
| Percent of 19 to 35 month olds who have received full schedule of age appropriate immunizations against Measles, Mumps, Rubella, Polio, Diphtheria, Tetanus, Pertussis, Haemophilus Influenza, and Hepatitis B. | 84%                | 86%             |
| The rate of birth (per 1,000) for teenagers aged 15 through 17 years.   | 20.2               | 18.9            |
| Percent of third grade children who have received protective sealants on at least one permanent molar tooth.  | 48.7%              | 53%             |
| The rate of deaths to children aged 14 years and younger caused by motor vehicle crashes per 100,000 children.  | 3.2                | 2.4             |
| The percent of mothers who breastfeed their infants at 6 months of age.   | 34.6%              | 39%             |
| Percentage of newborns who have been screened for hearing before hospital discharge.  | 99.6%              | 99.8%           |
| Percent of children without health insurance.   | 9.0%               | 6.5%            |
| Percentage of children, ages 2 to 5 years, receiving WIC services with a Body Mass Index (BMI) at or above the 85th percentile.   | 17.5%              | 15%             |
| Percentage of women who smoke in the last three months of pregnancy.  | 15.7%              | 15.2%           |
| The rate (per 100,000) of suicide deaths among youths aged 15 through 19.   | 7.2                | 6.3             |
| Percent of very low birth weight infants delivered at facilities for high-risk deliveries and neonates.   | 77.4%              | 86%             |
| Percent of infants born to pregnant women receiving prenatal care beginning in the first trimester.   | 76.6%              | 80.6%           |

## 2007 TITLE V AND MCHB DISCRETIONARY GRANTS

### Healthy Start

ELIMINATING DISPARITIES IN PERINATAL HEALTH  
NORTHWEST INDIANA HEALTH DEPARTMENT COOP  
HAMMOND, IN  
\$1,250,000  
(Healthy Start Initiative-Eliminating Racial/Ethnic Disparities)

ELIMINATING DISPARITIES IN PERINATAL HEALTH  
HEALTH & HOSPITAL CORP OF MARION COUNTY  
Indianapolis, IN  
\$900,000  
(Healthy Start Initiative-Eliminating Racial/Ethnic Disparities)

### Research

Health Care Access for Delinquent Youth  
INDIANA UNIVERSITY  
Indianapolis, IN  
\$275,493  
(MCH Research)

### Title V - Community Integrated Service Systems (CISS)

CISS - SECCS (PLANNING)  
INDIANA STATE DEPARTMENT OF HEALTH  
Indianapolis, IN  
\$140,000  
(Community-Based Integrated Service Systems (Local/State))

### Title V - Special Projects of Regional and National Significance (SPRANS)

Healthy Tomorrows Partnership for Children Program  
CLARIAN HEALTH PARTNERS  
Indianapolis, IN  
\$49,925  
(Healthy Tomorrows Partnership for Children Program)

INDIANA STATE DEPARTMENT OF HEALTH DATA LINKAGE GRANT  
INDIANA STATE DEPARTMENT OF HEALTH  
Indianapolis, IN  
\$94,644  
(State Systems Development Initiative)

Family Professional Partnership/CSHCN  
About Special Kids, Inc.  
Indianapolis, IN  
\$95,700  
(Family Professional Partnership/CSHCN)

INDIANA ADOLESCENT HEALTH TRAINING PROJECT  
INDIANA UNIVERSITY  
Indianapolis, IN  
\$377,000  
(Leadership Education in Adolescent Health)

LEADERSHIP EDUCATION EXCELLENCE IN PEDIATRIC NUTRITION  
INDIANA UNIVERSITY, SCHOOL OF MEDICINE  
Indianapolis, IN  
\$140,000  
(Leadership Training in Pediatric Nutrition)

### **Traumatic Brain Injury**

Traumatic Brain Injury Implementation  
Indiana Vocational Rehabilitation Services  
Indianapolis, IN  
\$100,000  
(Traumatic Brain Injury Implementation)

Traumatic Brain Injury Protection and Advocacy  
Indiana Protection and Advocacy Services  
Indianapolis, IN  
\$52,933  
(Traumatic Brain Injury Protection and Advocacy)

### **Universal Newborn Hearing Screening**

UNIVERSAL NEWBORN HEARING SCREENING  
INDIANA STATE DEPARTMENT OF HEALTH  
Indianapolis, IN  
\$150,000  
(Universal Newborn Hearing Screening and Intervention)

# KANSAS

The MCH Federal-State  
Partnership - 2007

The Bureau of Family Health (BFH) in the Kansas Department of Health and Environment administers the Maternal and Child Health Services Block Grant program. The mission of the BFH is to provide leadership to enhance the health of Kansas women and children through partnerships with families and communities. BFH core functions include assessment, policy development and assurance. BFH engages in the 10 essential public health services to promote the health of mothers and children: assess and monitor health status; diagnose and investigate health problems; inform and educate the public and families; mobilize community partnerships; priority setting, planning and policy development; legal requirements to protect health and safety; link mothers and children to services; assure competent workforce; evaluate services and conduct research to improve MCH.

State Population: **2,775,997**  
Live Births: **40,964**

## MCH PARTNERSHIP FUNDS - FY 2007

Title V Federal-State Block Grant: **\$14,157,947**  
Other MCHB Grant Programs: **\$1,571,598**  
Bioterrorism Grant Program: **\$0**  
Total MCH Partnership Funds: **\$15,729,545**

## CONTACT INFORMATION

### For More Information on Title V:

#### Title V Program, Contact:

Linda Kenney  
Director, Bureau of Family Health  
1000 SW Jackson Suite 220  
Topeka, Kansas 66612-1274  
785-296-1310  
785-296-6553  
lkenney@kdhe.state.ks.us  
www.kdheks.gov/bcyf

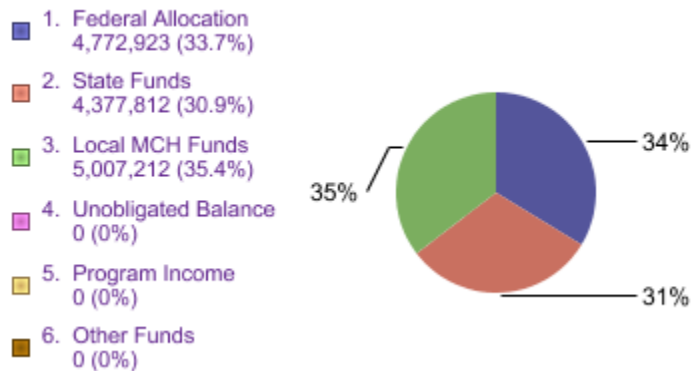
#### Title V Program's Services for Children with Special Health Care Needs, contact:

Marc K. Shiff, MPA  
Director, Children with Special Health Care Needs  
1000 SW Jackson Suite 220  
Topeka, Kansas 66612-1274  
785-291-3368  
785-296-6553  
mshiff@kdhe.state.ks.us  
www.kdheks.gov/shs

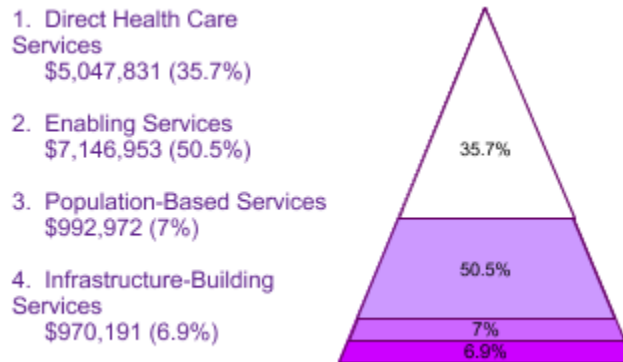
## TITLE V FEDERAL - STATE BLOCK GRANT EXPENDITURES

| By Number of Individuals Served and Population Group |                              |                      |             |
|--|------------------------------|----------------------|-------------|
| Populations Served                                   | Number of Individuals Served | Expenditures FY 2007 |             |
| Pregnant Women                                       | 8,464                        | \$2,702,803          | 19.1%       |
| Infants < 1 year old                                 | 40,686                       | \$2,702,803          | 19.1%       |
| Children 1 to 22 years old                           | 45,963                       | \$5,730,828          | 40.5%       |
| Children with Special Healthcare Needs               | 7,124                        | \$2,542,226          | 18%         |
| Others   | 10,783                       | \$0                  | 0%          |
| Administration                                       |                              | \$479,287            | 3.4%        |
| <b>Totals</b>  | <b>113,020</b>               | <b>\$14,157,947</b>  | <b>100%</b> |

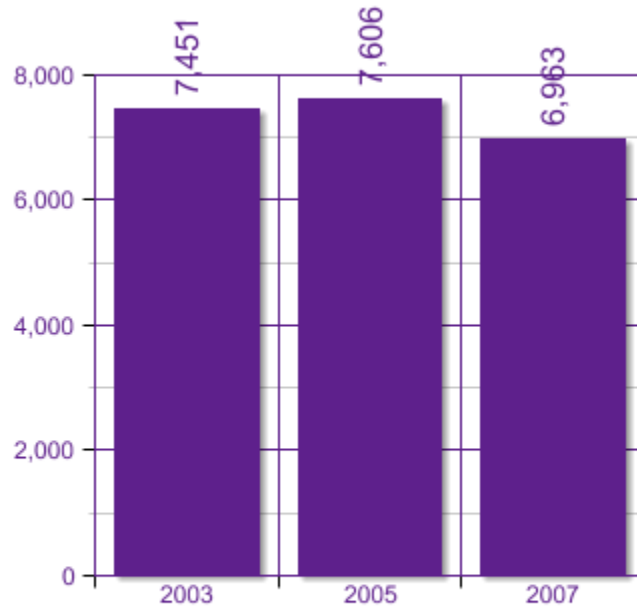
### By Source of Funds



### By Category of Services



**HOTLINE CALLS**



(800)-332-6262  
en Espanol: 1-800-504-7081

## FAMILY PARTICIPATION IN CSHCN PROGRAM

|  |           |
|--|-----------|
| Family members participate on advisory committee or task forces and are offering training, mentoring, and reimbursement, when appropriate.           | 3         |
| Financial support (financial grants, technical assistance, travel, and child care) is offered for parent activities or parent groups.                | 3         |
| Family members are involved in the Children with Special Health Care Needs elements of the MCH Block Grant Application process.                      | 2         |
| Family members are involved in service training of CSHCN staff and providers.  | 3         |
| Family members hired as paid staff or consultants to the State CSHCN program (a family member is hired for his or her expertise as a family member). | 3         |
| Family members of diverse cultures are involved in all of the above activities.  | 3         |
| <b>FY 2007 Total:</b>  | <b>17</b> |
| <b>Total Possible:</b>   | <b>18</b> |

**Scale:**

- 0 = Not Met**
- 1 = Partially Met**
- 2 = Mostly Met**
- 3 = Completely Met**

## MATERNAL & CHILD HEALTH (MCH) MEASURES

| <b>Title V – MCH National Outcome Measures</b>   | <b>State 2007 Results</b> | <b>State 2012 Goal</b> |
|--|---------------------------|------------------------|
| The infant mortality rate per 1,000 live births.   | *                         | 6.1                    |
| The ratio of the black infant mortality rate to the white infant mortality rate.                           | *                         | 1.6                    |
| The neonatal mortality rate per 1,000 live births.   | *                         | 4                      |
| The postneonatal mortality rate per 1,000 live births.   | *                         | 1.8                    |
| The perinatal mortality rate per 1,000 live births plus fetal deaths.                                      | *                         | 5.6                    |
| The child death rate per 100,000 children aged 1 through 14.   | *                         | 20                     |
| <b>Title V - MCH State Performance Measures</b>  | <b>State 2007 Results</b> | <b>State 2012 Goal</b> |
| The percent of women in their reproductive years with public or private health insurance coverage          | 80.3%                     | 90%                    |
| The percent of women who report cigarette smoking during pregnancy   | 16.5%                     | 15.3%                  |
| The percent of mothers who breastfeed their infants at least 6 months                                      | 22.2%                     | 29%                    |
| The percent of children and adolescents that receive behavioral/mental health services                     | 5.4%                      | 8%                     |
| The percent of children who are overweight   | 13.8%                     | 10.5%                  |
| The rate of adolescent deaths due to motor vehicle crashes when using no seat belt                         | 14.3                      | 11                     |
| The percent of infants with special health care needs who receive care within a medical home               | 82.1%                     | 92%                    |
| The percent of youths with special health care needs who receive transition services to adult medical care | 47.1%                     | 65%                    |
| The percent of CSHCN families that experience financial problems due to the child's health needs           | 21.4%                     | 20%                    |



| Title V - MCH National Performance Measures   | State 2007 Results | State 2012 Goal |
|---|--------------------|-----------------|
| The percent of screen positive newborns who received timely follow up to definitive diagnosis and clinical management for condition(s) mandated by their State-sponsored newborn screening programs.            | 100.0%             | 100%            |
| The percent of children with special health care needs age 0 to 18 years whose families partner in decision making at all levels and are satisfied with the services they receive. (CSHCN survey)               | 65.6%              | 75%             |
| The percent of children with special health care needs age 0 to 18 who receive coordinated, ongoing, comprehensive care within a medical home. (CSHCN Survey)   | 55.3%              | 60%             |
| The percent of children with special health care needs age 0 to 18 whose families have adequate private and/or public insurance to pay for the services they need. (CSHCN Survey)                               | 62.9%              | 64%             |
| Percent of children with special health care needs age 0 to 18 whose families report the community-based service systems are organized so they can use them easily. (CSHCN Survey)                              | 92.5%              | 99%             |
| The percentage of youth with special health care needs who received the services necessary to make transitions to all aspects of adult life, including adult health care, work, and independence.               | 50.3%              | 55%             |
| Percent of 19 to 35 month olds who have received full schedule of age appropriate immunizations against Measles, Mumps, Rubella, Polio, Diphtheria, Tetanus, Pertussis, Haemophilus Influenza, and Hepatitis B. | 83.6%              | 91%             |
| The rate of birth (per 1,000) for teenagers aged 15 through 17 years.   | 19.5               | 17              |
| Percent of third grade children who have received protective sealants on at least one permanent molar tooth.  | 38.2%              | 45%             |
| The rate of deaths to children aged 14 years and younger caused by motor vehicle crashes per 100,000 children.  | 4.0                | 3.6             |
| The percent of mothers who breastfeed their infants at 6 months of age.   | 22.2%              | 27%             |
| Percentage of newborns who have been screened for hearing before hospital discharge.  | 96.4%              | 98%             |
| Percent of children without health insurance.   | 7.3%               | 6.6%            |
| Percentage of children, ages 2 to 5 years, receiving WIC services with a Body Mass Index (BMI) at or above the 85th percentile.   | 30.8%              | 28%             |
| Percentage of women who smoke in the last three months of pregnancy.  | 14.2%              | 12.5%           |
| The rate (per 100,000) of suicide deaths among youths aged 15 through 19.   | 9.5                | 9               |
| Percent of very low birth weight infants delivered at facilities for high-risk deliveries and neonates.   | 79.5%              | 87%             |
| Percent of infants born to pregnant women receiving prenatal care beginning in the first trimester.   | 75.0%              | 80%             |

**2007 TITLE V AND MCHB DISCRETIONARY GRANTS****Emergency Medical Services for Children (EMSC)**

EMSC Partnership Grants  
Kansas Department of Health and Environment  
Topeka, KS  
\$115,000  
(EMSC Partnership Grants)

**Healthy Start**

HEALTHY START INITIATIVE  
SEDGWICK COUNTY HEALTH DEPARTMENT  
Wachita, KS  
\$550,000  
(Healthy Start Initiative-Eliminating Racial/Ethnic Disparities)

**Research**

Effectiveness of a Treatment for Pediatric Obesity (MCH )Research  
UNIVERSITY OF KANSAS  
LAWRENCE, KS  
\$143,354  
(MCH Research)

**Title V - Community Integrated Service Systems (CISS)**

CISS - SECCS (PLANNING)  
KANSAS STATE DEPT OF HLTH AND ENVIRONMENT  
Topeka, KS  
\$140,000  
(Community-Based Integrated Service Systems (Local/State))

**Title V - Special Projects of Regional and National Significance (SPRANS)**

Health Families Expansion Program  
University of Kansas Medical Center Research Institute  
Kansas City, KS  
\$50,000  
(Healthy Tomorrows Partnership for Children Program)

KANSAS STATE SYSTEMS DEVELOPMENT INITIATIVE  
KANSAS STATE DEPT OF HLTH AND ENVIRONMENT  
Topeka, KS  
\$94,644  
(State Systems Development Initiative)

Children's Oral Healthcare Access Program  
Kansas Department of Health and Environment  
Topeka, KS  
\$160,000  
(Childrens Oral Healthcare Access Program)

**Traumatic Brain Injury**

Traumatic Brain Injury Implementation  
KS STATE DEPARTMENT OF SOCIAL & REHABILITATION SERVICES  
Topeka, KS  
\$118,600  
(Traumatic Brain Injury Implementation)

Traumatic Brain Injury Protection and Advocacy  
Kansas Advocacy & Protective Services, Inc.  
Topeka, KS  
\$50,000  
(Traumatic Brain Injury Protection and Advocacy)

**Universal Newborn Hearing Screening**

UNIVERSAL NEWBORN HEARING SCREENING  
KANSAS STATE DEPT OF HLTH AND ENVIRONMENT  
Topeka, KS  
\$150,000  
(Universal Newborn Hearing Screening and Intervention)

The Kentucky Department for Public Health (DPH) administers Title V programs and services through Kentucky's local health departments. There are 56 local and district health departments that provide Title V program and Services in 120 counties. DPH allocates 34.9% on the MCH Block Grant to the Commission for Children with Special Health Care Needs. Other funds are allocated to our University partners, the University of Kentucky and the University of Louisville. The Universities provide training for local health department and state DPH staff and research including Maternal Mortality Review and Fetal and Infant Mortality Review (FIMR) and Injury Prevention Services.

State Population: **4,241,474**  
Live Births: **58,291**

## MCH PARTNERSHIP FUNDS - FY 2007

Title V Federal-State Block Grant: **\$82,385,777**  
Other MCHB Grant Programs: **\$2,855,452**  
Bioterrorism Grant Program: **\$0**  
Total MCH Partnership Funds: **\$85,241,229**

## CONTACT INFORMATION

### For More Information on Title V:

#### Title V Program, Contact:

Ruth Ann Shepherd, MD, FAAP, CPHQ  
Director  
275 East Main Street  
Frankfort, Kentucky 40621  
502-564-4830  
502-564-8389  
ruth.shepherd@ky.gov

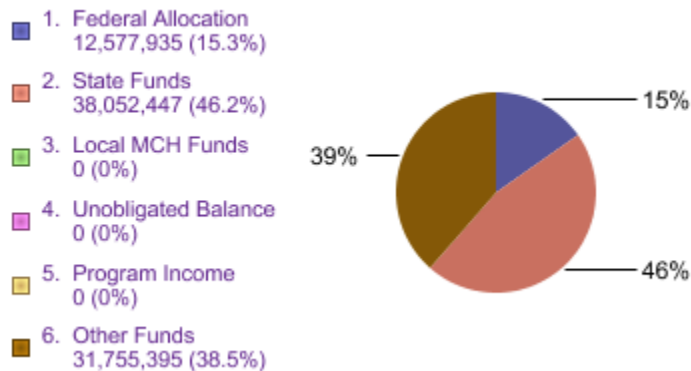
#### Title V Program's Services for Children with Special Health Care Needs, contact:

Rebecca J. Cecil  
Acting Executive Director  
982 Eastern Parkway  
Louisville, Kentucky 40217  
502-595-4459  
502-595-4673  
rebecca.cecil@ky.gov

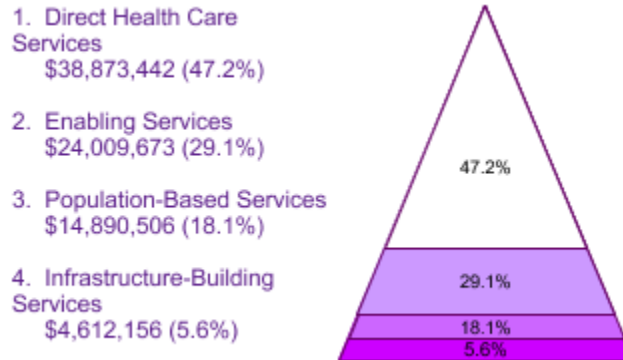
## TITLE V FEDERAL - STATE BLOCK GRANT EXPENDITURES

| By Number of Individuals Served and Population Group |                              |                      |             |
|--|------------------------------|----------------------|-------------|
| Populations Served                                   | Number of Individuals Served | Expenditures FY 2007 |             |
| Pregnant Women                                       | 10,974                       | \$12,071,140         | 14.7%       |
| Infants < 1 year old                                 | 28,957                       | \$11,299,630         | 13.7%       |
| Children 1 to 22 years old                           | 186,965                      | \$21,254,040         | 25.8%       |
| Children with Special Healthcare Needs               | 8,920                        | \$30,249,236         | 36.7%       |
| Others   | 71,309                       | \$6,087,331          | 7.4%        |
| Administration                                       |                              | \$1,424,400          | 1.7%        |
| <b>Totals</b>  | <b>307,125</b>               | <b>\$82,385,777</b>  | <b>100%</b> |

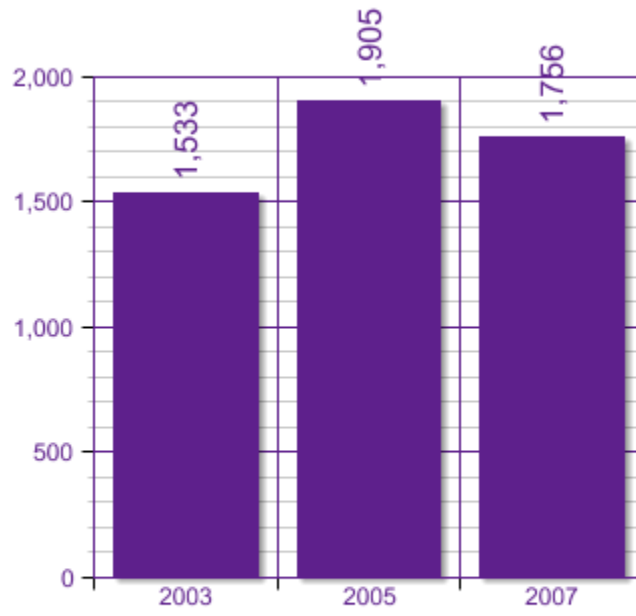
### By Source of Funds



### By Category of Services



**HOTLINE CALLS**



(800) 462-6122  
en Español: 1-800-504-7081

## FAMILY PARTICIPATION IN CSHCN PROGRAM

|  |           |
|--|-----------|
| Family members participate on advisory committee or task forces and are offering training, mentoring, and reimbursement, when appropriate.           | 2         |
| Financial support (financial grants, technical assistance, travel, and child care) is offered for parent activities or parent groups.                | 2         |
| Family members are involved in the Children with Special Health Care Needs elements of the MCH Block Grant Application process.                      | 1         |
| Family members are involved in service training of CSHCN staff and providers.  | 1         |
| Family members hired as paid staff or consultants to the State CSHCN program (a family member is hired for his or her expertise as a family member). | 2         |
| Family members of diverse cultures are involved in all of the above activities.  | 2         |
| <b>FY 2007 Total:</b>  | <b>10</b> |
| <b>Total Possible:</b>   | <b>18</b> |

**Scale:**

- 0 = Not Met**
- 1 = Partially Met**
- 2 = Mostly Met**
- 3 = Completely Met**

## MATERNAL & CHILD HEALTH (MCH) MEASURES

| <b>Title V – MCH National Outcome Measures</b>  | <b>State 2007 Results</b> | <b>State 2012 Goal</b> |
|---|---------------------------|------------------------|
| The infant mortality rate per 1,000 live births.  | 5.3                       | 6                      |
| The ratio of the black infant mortality rate to the white infant mortality rate.  | 2.0                       | 1.6                    |
| The neonatal mortality rate per 1,000 live births.  | 2.7                       | 3.3                    |
| The postneonatal mortality rate per 1,000 live births.  | 1.8                       | 2.4                    |
| The perinatal mortality rate per 1,000 live births plus fetal deaths.   | 4.9                       | 4                      |
| The child death rate per 100,000 children aged 1 through 14.  | 15.6                      | 17                     |
| <b>Title V - MCH State Performance Measures</b>   | <b>State 2007 Results</b> | <b>State 2012 Goal</b> |
| Decrease the death rate for children age 0-18 due to unintentional injury and/or violence.  | 6.2                       | 7.5                    |
| Reduce the rate of substantiated incidence of child abuse, neglect, or dependency.  | 18.5                      | 10                     |
| Increase the percent of women of childbearing age that present to a local health department that receive a preconceptual service. | 83.4%                     | 90%                    |
| Reduce the percentage of live births that are preterm.  | 15.8%                     | 10%                    |
| Percentage of foster care children served by the Commission for Children with Special Health Care Needs (CCSHCN)                  | 4.9%                      | 60%                    |
| Percentage of medically fragile foster children served by the Commission.   | 78.1%                     | 80%                    |
| The number of Medicaid covered women who had at least one dental visit during their pregnancy.                                    | 32.3%                     | 36%                    |



| Title V - MCH National Performance Measures   | State 2007 Results | State 2012 Goal |
|---|--------------------|-----------------|
| The percent of screen positive newborns who received timely follow up to definitive diagnosis and clinical management for condition(s) mandated by their State-sponsored newborn screening programs.            | 98.3%              | 99.5%           |
| The percent of children with special health care needs age 0 to 18 years whose families partner in decision making at all levels and are satisfied with the services they receive. (CSHCN survey)               | 64.1%              | 70%             |
| The percent of children with special health care needs age 0 to 18 who receive coordinated, ongoing, comprehensive care within a medical home. (CSHCN Survey)   | 90.3%              | 95%             |
| The percent of children with special health care needs age 0 to 18 whose families have adequate private and/or public insurance to pay for the services they need. (CSHCN Survey)                               | 99.0%              | 99%             |
| Percent of children with special health care needs age 0 to 18 whose families report the community-based service systems are organized so they can use them easily. (CSHCN Survey)                              | 88.0%              | 93%             |
| The percentage of youth with special health care needs who received the services necessary to make transitions to all aspects of adult life, including adult health care, work, and independence.               | 8.6%               | 40%             |
| Percent of 19 to 35 month olds who have received full schedule of age appropriate immunizations against Measles, Mumps, Rubella, Polio, Diphtheria, Tetanus, Pertussis, Haemophilus Influenza, and Hepatitis B. | 84%                | 92%             |
| The rate of birth (per 1,000) for teenagers aged 15 through 17 years.   | 24.8               | 21              |
| Percent of third grade children who have received protective sealants on at least one permanent molar tooth.  | 29.0%              | 34%             |
| The rate of deaths to children aged 14 years and younger caused by motor vehicle crashes per 100,000 children.  | 2.3                | 3               |
| The percent of mothers who breastfeed their infants at 6 months of age.   | 27.5%              | 32%             |
| Percentage of newborns who have been screened for hearing before hospital discharge.  | 97.8%              | 99%             |
| Percent of children without health insurance.   | 9.7%               | 7.5%            |
| Percentage of children, ages 2 to 5 years, receiving WIC services with a Body Mass Index (BMI) at or above the 85th percentile.   | 16.4%              | 15%             |
| Percentage of women who smoke in the last three months of pregnancy.  | 23.0%              | 18%             |
| The rate (per 100,000) of suicide deaths among youths aged 15 through 19.   | 8.5                | 7               |
| Percent of very low birth weight infants delivered at facilities for high-risk deliveries and neonates.   | 55.0%              | 70%             |
| Percent of infants born to pregnant women receiving prenatal care beginning in the first trimester.   | 71.3%              | 82%             |

## 2007 TITLE V AND MCHB DISCRETIONARY GRANTS

### Emergency Medical Services for Children (EMSC)

EMSC Partnership Grants  
Kentucky Community Technical College System  
Versailles, KY  
\$115,000  
(EMSC Partnership Grants)

### Healthy Start

ELIMINATING DISPARITIES IN PERINATAL HEALTH  
Whitley County Health Department  
Williamsburg, KY  
\$400,000  
(Healthy Start Initiative-Eliminating Racial/Ethnic Disparities)

ELIMINATING DISPARITIES IN PERINATAL HEALTH  
Louisville/Jefferson County Metro Government  
Louisville, KY  
\$1,275,000  
(Healthy Start Initiative-Eliminating Racial/Ethnic Disparities)

### Title V - Community Integrated Service Systems (CISS)

CISS - SECCS (PLANNING)  
KENTUCKY CABINET FOR HEALTH SERVICES  
Frankfort, KY  
\$140,000  
(Community-Based Integrated Service Systems (Local/State))

### Title V - Special Projects of Regional and National Significance (SPRANS)

Child Health Practitioner Support Program  
Kentucky Child Now!  
Frankfort, KY  
\$300,000  
(Child Health Practitioner Support Program)

Healthy Tomorrows Partnership for Children Program  
LEXINGTON-FAYETTE URBAN CTY GOVERNMENT  
Lexington, KY  
\$50,000  
(Healthy Tomorrows Partnership for Children Program)

Healthy Tomorrows Partnership for Children Program  
Louisville/Jefferson County Metro Government  
Louisville, KY  
\$49,969  
(Healthy Tomorrows Partnership for Children Program)

STATE SYSTEMS DEVELOPMENT INITIATIVE  
KENTUCKY CABINET FOR HEALTH SERVICES  
Frankfort, KY  
\$94,644  
(State Systems Development Initiative)

Children's Oral Healthcare Access Program  
Kentucky Cabinet for Health Services  
Frankfort, KY  
\$160,000  
(Childrens Oral Healthcare Access Program)

### **Traumatic Brain Injury**

Traumatic Brain Injury Implementation  
Kentucky Cabinet for Health Services  
Frankfort, KY  
\$95,839  
(Traumatic Brain Injury Implementation)

Traumatic Brain Injury Protection and Advocacy  
KENTUCKY PROTECTION & ADVOCACY  
Frankfort, KY  
\$50,000  
(Traumatic Brain Injury Protection and Advocacy)

### **Universal Newborn Hearing Screening**

KISS PROJECT: KENTUCKY INFANTS' SOUND START  
COMM FOR CHILDREN W/SPECIAL HLTH CARE NEEDS  
LOUISVILLE, KY  
\$125,000  
(Universal Newborn Hearing Screening and Intervention)

Louisiana's Title V program is administered by the State Sections of Maternal and Child Health and Children's Special Health Services. These programs are housed within the Office of Public Health's Center for Preventive Health. The Office of Public Health is one of the five major agencies within the Louisiana Department of Health and Hospitals. The MCH program serves a large portion of the State's large medically indigent MCH population, providing personal health services and local public health functions at parish health units distributed throughout the State. In addition to direct service provision, MCH is involved in enabling, population-based, and infrastructure building services.

State Population: **4,293,204**  
Live Births: **63,399**

## MCH PARTNERSHIP FUNDS - FY 2007

Title V Federal-State Block Grant: **\$40,203,936**  
Other MCHB Grant Programs: **\$4,755,725**  
Bioterrorism Grant Program: **\$0**  
Total MCH Partnership Funds: **\$44,959,661**

## CONTACT INFORMATION

### For More Information on Title V:

#### Title V Program, Contact:

Joan Wightkin, DrPH, MPH  
MCH Administrator  
Office of Public Health, 1450 L & A Rd  
New Orleans, Louisiana 70001  
504-219-4630  
504-219-458  
jwightki@dhh.la.gov

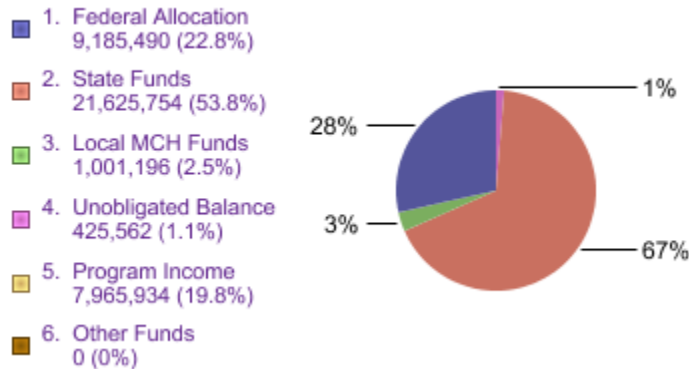
#### Title V Program's Services for Children with Special Health Care Needs, contact:

Susan Berry, MD  
CSHCN Director  
P.O. 60630  
New Orleans, Louisiana 70160  
504-568-5055  
504-568-7529  
sberry1@dhh.la.gov

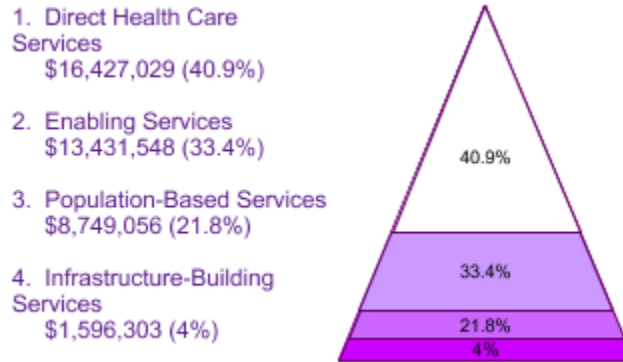
## TITLE V FEDERAL - STATE BLOCK GRANT EXPENDITURES

| By Number of Individuals Served and Population Group |                              |                      |             |
|--|------------------------------|----------------------|-------------|
| Populations Served                                   | Number of Individuals Served | Expenditures FY 2007 |             |
| Pregnant Women                                       | 54,091                       | \$7,249,303          | 18%         |
| Infants < 1 year old                                 | 63,700                       | \$6,934,901          | 17.2%       |
| Children 1 to 22 years old                           | 74,003                       | \$13,364,150         | 33.2%       |
| Children with Special Healthcare Needs               | 13,078                       | \$8,450,373          | 21%         |
| Others   | 0                            | \$890,522            | 2.2%        |
| Administration                                       |                              | \$3,314,687          | 8.2%        |
| <b>Totals</b>  | <b>204,872</b>               | <b>\$40,203,936</b>  | <b>100%</b> |

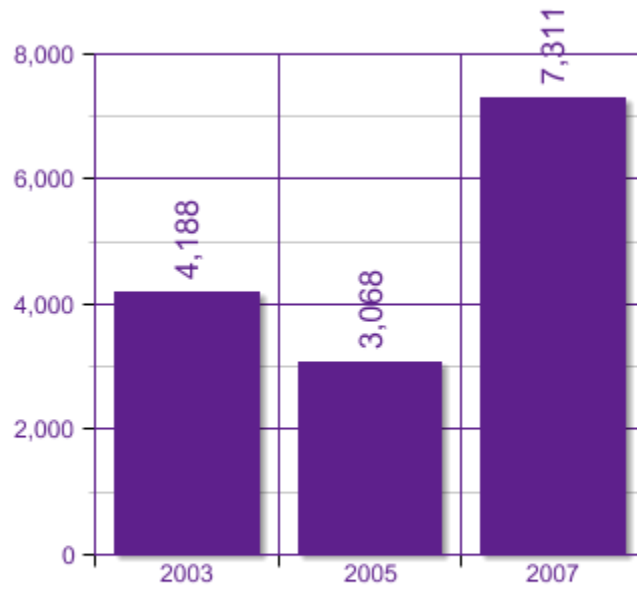
### By Source of Funds



### By Category of Services



**HOTLINE CALLS**



(800) 251-BABY  
en Espanol: 1-800-504-7081

## FAMILY PARTICIPATION IN CSHCN PROGRAM

|  |           |
|--|-----------|
| Family members participate on advisory committee or task forces and are offering training, mentoring, and reimbursement, when appropriate.           | 3         |
| Financial support (financial grants, technical assistance, travel, and child care) is offered for parent activities or parent groups.                | 2         |
| Family members are involved in the Children with Special Health Care Needs elements of the MCH Block Grant Application process.                      | 3         |
| Family members are involved in service training of CSHCN staff and providers.  | 3         |
| Family members hired as paid staff or consultants to the State CSHCN program (a family member is hired for his or her expertise as a family member). | 3         |
| Family members of diverse cultures are involved in all of the above activities.  | 3         |
| <b>FY 2007 Total:</b>  | <b>17</b> |
| <b>Total Possible:</b>   | <b>18</b> |

**Scale:**

- 0 = Not Met**
- 1 = Partially Met**
- 2 = Mostly Met**
- 3 = Completely Met**

## MATERNAL & CHILD HEALTH (MCH) MEASURES

| <b>Title V – MCH National Outcome Measures</b>   | <b>State 2007 Results</b> | <b>State 2012 Goal</b> |
|--|---------------------------|------------------------|
| The infant mortality rate per 1,000 live births.   | *                         | *                      |
| The ratio of the black infant mortality rate to the white infant mortality rate.   | *                         | *                      |
| The neonatal mortality rate per 1,000 live births.   | *                         | *                      |
| The postneonatal mortality rate per 1,000 live births.   | *                         | *                      |
| The perinatal mortality rate per 1,000 live births plus fetal deaths.  | *                         | *                      |
| The child death rate per 100,000 children aged 1 through 14.   | *                         | *                      |
| <b>Title V - MCH State Performance Measures</b>  | <b>State 2007 Results</b> | <b>State 2012 Goal</b> |
| Percent of all children and adolescents enrolled in public schools in Louisiana that have access to school-based health center services.         | 7.3                       | 8.3                    |
| Percent of women in need of family planning services who have received such services.  | 18.8%                     | 26.5%                  |
| Rate of children (per 1,000) under 18 who have been abused or neglected.   | 9.0                       | 8.7                    |
| Percent of CSHS patients with case management (follow-up visits) from a nurse, social worker, or nutritionist.                                   | 72.6%                     | 85%                    |
| Percent of infants receiving WIC services through Public Health Units, aged 0-1, screened by the Louisiana Risk Assessment (LRA)-Infant version. | 8.0%                      | 20%                    |
| Percent of women who use alcohol during pregnancy.   | 6.8%                      | 5%                     |
| Rate of infant deaths due to Sudden Infant Death Syndrome.   | 0.9                       | 1                      |
| Percent of state fetal and infant deaths reviewed by a Feto-Infant Mortality Review (FIMR).  | *                         | 50%                    |
| Percent of licensed day care centers with a health consultant contact.   | 85.4%                     | 100%                   |



| Title V - MCH National Performance Measures   | State 2007 Results | State 2012 Goal |
|---|--------------------|-----------------|
| The percent of screen positive newborns who received timely follow up to definitive diagnosis and clinical management for condition(s) mandated by their State-sponsored newborn screening programs.            | 97.9%              | 100%            |
| The percent of children with special health care needs age 0 to 18 years whose families partner in decision making at all levels and are satisfied with the services they receive. (CSHCN survey)               | 62.2%              | 65%             |
| The percent of children with special health care needs age 0 to 18 who receive coordinated, ongoing, comprehensive care within a medical home. (CSHCN Survey)   | 49.6%              | 55%             |
| The percent of children with special health care needs age 0 to 18 whose families have adequate private and/or public insurance to pay for the services they need. (CSHCN Survey)                               | 65.5%              | 70%             |
| Percent of children with special health care needs age 0 to 18 whose families report the community-based service systems are organized so they can use them easily. (CSHCN Survey)                              | 89.3%              | 90%             |
| The percentage of youth with special health care needs who received the services necessary to make transitions to all aspects of adult life, including adult health care, work, and independence.               | 41%                | 44%             |
| Percent of 19 to 35 month olds who have received full schedule of age appropriate immunizations against Measles, Mumps, Rubella, Polio, Diphtheria, Tetanus, Pertussis, Haemophilus Influenza, and Hepatitis B. | 73%                | 91%             |
| The rate of birth (per 1,000) for teenagers aged 15 through 17 years.   | 29.5               | 24              |
| Percent of third grade children who have received protective sealants on at least one permanent molar tooth.  | 18.0%              | 25%             |
| The rate of deaths to children aged 14 years and younger caused by motor vehicle crashes per 100,000 children.  | 4.2                | 4               |
| The percent of mothers who breastfeed their infants at 6 months of age.   | 15.2%              | 16.2%           |
| Percentage of newborns who have been screened for hearing before hospital discharge.  | 96.6%              | 99%             |
| Percent of children without health insurance.   | 16.7%              | 8%              |
| Percentage of children, ages 2 to 5 years, receiving WIC services with a Body Mass Index (BMI) at or above the 85th percentile.   | *                  | 10.5%           |
| Percentage of women who smoke in the last three months of pregnancy.  | 17.7%              | 13.5%           |
| The rate (per 100,000) of suicide deaths among youths aged 15 through 19.   | 12.0               | 8.8             |
| Percent of very low birth weight infants delivered at facilities for high-risk deliveries and neonates.   | 88.1%              | 90%             |
| Percent of infants born to pregnant women receiving prenatal care beginning in the first trimester.   | 87.1%              | 91%             |

## 2007 TITLE V AND MCHB DISCRETIONARY GRANTS

### Emergency Medical Services for Children (EMSC)

EMSC Partnership Grants  
Louisiana DHH, OPH, Bureau of EMS  
Baton Rouge, LA  
\$115,000  
(EMSC Partnership Grants)

### Healthy Start

NORTH LOUISIANA AREA HEALTH EDUCATION CENTER  
NORTH LOUISIANA AREA HEALTH  
BOSSIER CITY, LA  
\$500,000  
(Healthy Start Initiative-Eliminating Racial/Ethnic Disparities)

HEALTHY START INTIATIVE  
CITY OF NEW ORLEANS  
New Orleans, LA  
\$2,125,000  
(Healthy Start Initiative-Eliminating Racial/Ethnic Disparities)

ELIMINATING DISPARITIES IN PERINATAL HEALTH  
FAMILY ROAD OF GREATER BATON ROUGE, INC.  
Baton Rouge, LA  
\$700,000  
(Healthy Start Initiative-Eliminating Racial/Ethnic Disparities)

Healthy Start Initiative-Eliminating Racial/Ethnic Disparities  
The Family Tree Information, Education, Counseling Center, Inc  
Lafayette, LA  
\$538,575  
(Healthy Start Initiative-Eliminating Racial/Ethnic Disparities)

### Title V - Community Integrated Service Systems (CISS)

CISS - SECCS (PLANNING)  
LOUISIANA STATE DOH & HOSPITALS  
Metairie, LA  
\$140,000  
(Community-Based Integrated Service Systems (Local/State))

**Title V - Special Projects of Regional and National Significance (SPRANS)**

LOUISIANA STATE SYSTEMS DEVELOPMENT INITIATIVE  
LOUISIANA OFFICE OF PUBLIC HEALTH  
New Orleans, LA  
\$94,644  
(State Systems Development Initiative)

Family Professional Partnership/CSHCN  
Bayou Land Families Helping Families  
Thibodaux, LA  
\$95,700  
(Family Professional Partnership/CSHCN)

State Grants for Perinatal Depression  
Louisiana Office of Public Health  
Baton Rouge, LA  
\$205,806  
(State Grants for Perinatal Depression)

Epidemiological MCH/SPH Institute  
Administrators of the Tulane Educational Fund, DBA: Tulane University SPHTM  
New Orleans, LA  
\$26,000  
(Epidemiological MCH/SPH Institute)

Training CED/COR Pediatric and Child Psychiatry  
LOUISIANA STATE UNIVERSITY HSC  
SHREVEPORT, LA  
\$15,000  
(Training CED/COR Pediatric and Child Psychiatry)

**Traumatic Brain Injury**

Traumatic Brain Injury Protection and Advocacy  
ADVOCACY CENTER  
NEW ORLEANS, LA  
\$50,000  
(Traumatic Brain Injury Protection and Advocacy)

**Universal Newborn Hearing Screening**

UNIVERSAL NEWBORN HEARING SCREENING12/23/02  
LOUISIANA OFFICE OF PUBLIC HEALTH  
Metairie, LA  
\$150,000  
(Universal Newborn Hearing Screening and Intervention)

The Massachusetts Title V Maternal and Child Health Services Block Grant Program is primarily located within the Bureau of Family Health and Nutrition (BFHN), Massachusetts Department of Public Health. The Bureau Director, Sally Fogerty is the Title V Director for the Commonwealth. This Bureau includes Perinatal, Early Childhood, Children with Special Health Needs, WIC and Early Intervention (Part H., IDEA). After a reorganization within the Department, a number of Title V supported programs are located in our sister Bureau, Community Health Access and Promotion (BCHAP), including primary care services for women of reproductive age and adolescents, family planning services, teen pregnancy prevention programs, school health programs, oral health, injury control and violence prevention programs. BCHAP also includes a number of primary care/health access and chronic disease prevention and health promotion programs with which we work closely on cross-cutting health issues.

The BFHN actively works to improve and to protect the health and well-being of women, children and families to achieve their optimal development and health outcomes. It does this by: providing and expanding family-centered services and accessible systems of care; identifying and responding to the diverse cultural and changing needs of MA communities; partnering within the bureau, with families, communities, and other public and private organizations and groups, advocating for resources to address unmet needs and to assure quality services; developing and implementing policy and innovative programs; monitoring health status and program effectiveness; and motivating and educating the public.

The Bureau has established the following priorities: standardize systems to monitor and track progress, with outcomes, targets and milestones specified for all programs, enhance and integrate data systems and use data to inform practice outcomes, identify healthy disparities and shape programs; target services to reduce health disparities and serve those most in need; monitor, evaluate and manage increase in external demand; focus and align efforts to support systems of care well before, during and after pregnancies; define and set direction for CYSHCH program, and support and enhance collaborations within the bureau and with other bureaus and agencies.

State Population: **6,449,755**

Live Births: **77,769**

---

## **MCH PARTNERSHIP FUNDS - FY 2007**

Title V Federal-State Block Grant: **\$77,236,399**

Other MCHB Grant Programs: **\$8,400,955**

Bioterrorism Grant Program: **\$0**

Total MCH Partnership Funds: **\$85,637,354**

## CONTACT INFORMATION

### For More Information on Title V:

#### **Title V Program, Contact:**

Karin Downs, RN, MPH

Assistant Director for Clinical Affairs, Division of Perinatal, Early Childhood and Special Health Needs

Massachusetts Department of Public Health, 250 Washington Street, 5th Floor

Boston, MA 02108

(617) 624-5967

(617) 624-5990 fax

[karin.downs@state.ma.us](mailto:karin.downs@state.ma.us)

#### **Title V Program's Services for Children with Special Health Care Needs, contact:**

Ron Benham

Dir., Div for Perinatal, Early Childhood & Special Health Needs

Mass Dept of Public Health, 250 Washington St.

Boston, MA 02108

(617) 624-5901

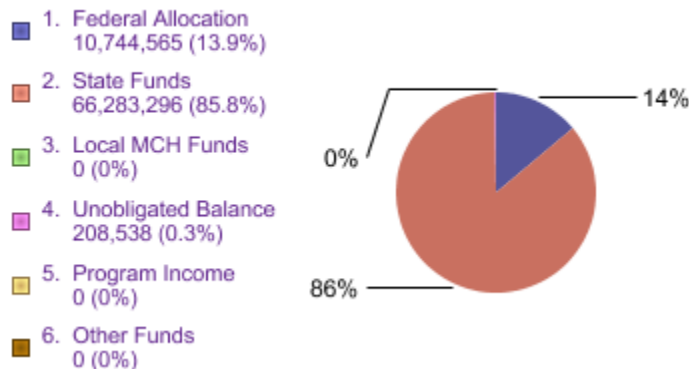
(617) 624-6062

[ron.benham@state.ma.us](mailto:ron.benham@state.ma.us)

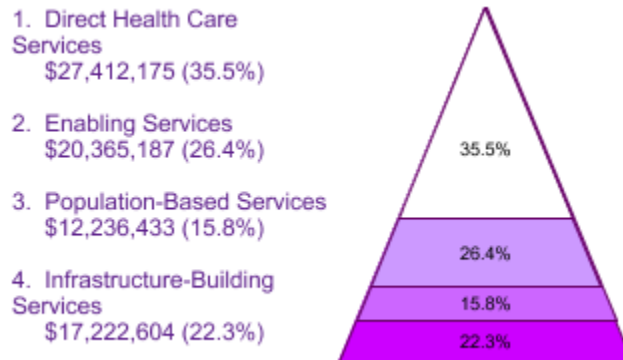
## TITLE V FEDERAL - STATE BLOCK GRANT EXPENDITURES

| By Number of Individuals Served and Population Group |                              |                      |             |
|--|------------------------------|----------------------|-------------|
| Populations Served                                   | Number of Individuals Served | Expenditures FY 2007 |             |
| Pregnant Women                                       | 15,047                       | \$2,737,152          | 3.5%        |
| Infants < 1 year old                                 | 16,528                       | \$813,626            | 1.1%        |
| Children 1 to 22 years old                           | 249,773                      | \$20,229,188         | 26.2%       |
| Children with Special Healthcare Needs               | 44,988                       | \$46,022,746         | 59.6%       |
| Others   | 47,283                       | \$6,165,178          | 8%          |
| Administration                                       |                              | \$1,268,509          | 1.6%        |
| <b>Totals</b>  | <b>373,619</b>               | <b>\$77,236,399</b>  | <b>100%</b> |

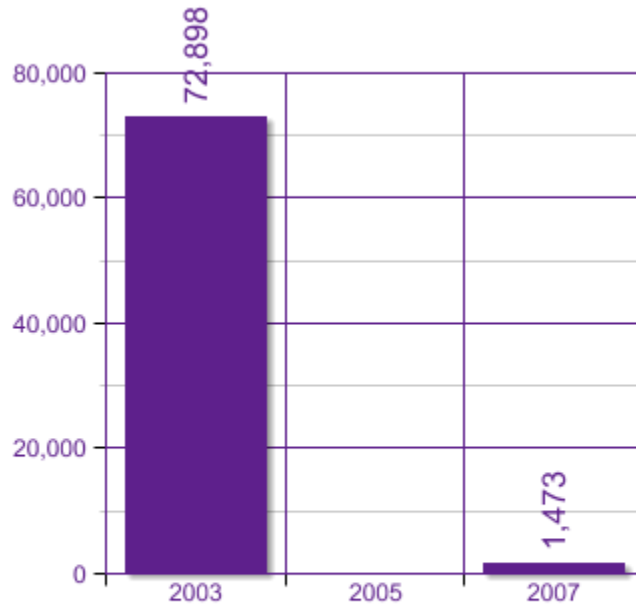
### By Source of Funds



### By Category of Services



**HOTLINE CALLS**



(800) 311-2229  
en Español: 1-800-504-7081

## FAMILY PARTICIPATION IN CSHCN PROGRAM

|  |           |
|--|-----------|
| Family members participate on advisory committee or task forces and are offering training, mentoring, and reimbursement, when appropriate.           | 3         |
| Financial support (financial grants, technical assistance, travel, and child care) is offered for parent activities or parent groups.                | 3         |
| Family members are involved in the Children with Special Health Care Needs elements of the MCH Block Grant Application process.                      | 2         |
| Family members are involved in service training of CSHCN staff and providers.  | 3         |
| Family members hired as paid staff or consultants to the State CSHCN program (a family member is hired for his or her expertise as a family member). | 3         |
| Family members of diverse cultures are involved in all of the above activities.  | 2         |
| <b>FY 2007 Total:</b>  | <b>16</b> |
| <b>Total Possible:</b>   | <b>18</b> |

**Scale:**

- 0 = Not Met**
- 1 = Partially Met**
- 2 = Mostly Met**
- 3 = Completely Met**



## MATERNAL & CHILD HEALTH (MCH) MEASURES

| <b>Title V – MCH National Outcome Measures</b>   | <b>State 2007 Results</b> | <b>State 2012 Goal</b> |
|--|---------------------------|------------------------|
| The infant mortality rate per 1,000 live births.   | 4.8                       | 4.8                    |
| The ratio of the black infant mortality rate to the white infant mortality rate.   | 2                         | 2                      |
| The neonatal mortality rate per 1,000 live births.   | 3.6                       | 3.5                    |
| The postneonatal mortality rate per 1,000 live births.   | 1.2                       | 1.2                    |
| The perinatal mortality rate per 1,000 live births plus fetal deaths.  | 5.5                       | 5.4                    |
| The child death rate per 100,000 children aged 1 through 14.   | 12                        | 10                     |
| <b>Title V - MCH State Performance Measures</b>  | <b>State 2007 Results</b> | <b>State 2012 Goal</b> |
| The percentage of pregnancies among women age 18 and over that are intended.   | 78.4%                     | 82%                    |
| The percent of births to women who report not smoking during their current pregnancy.  | 92.5%                     | 94%                    |
| The percentage of women with an interpregnancy interval (IPI) less than 12 months.   | 13.5%                     | 13.3%                  |
| Percent of children and youth (ages 3 - 18) enrolled in Medicaid who receive preventive dental services annually.  | 45.9%                     | 60%                    |
| The extent to which the Commonwealth is making progress in developing a system to promote healthy weight, including nutrition and physical activity, as measured on a unique scale from 0 - 87.    | 56.0                      | 85                     |
| The degree to which Pediatric Sexual Assault Nurse Examiner (Pedi-SANE) services have been implemented statewide, as measured on a unique scale from 0 - 20.                                       | 15.0                      | 19                     |
| The percent of licensed child care centers serving children age birth to five who have on-site health consultation   | 22.5%                     | 50%                    |
| The extent to which perinatal health disparities are addressed at the state and local levels, collaboratively with stakeholders and community partners, as measured by a unique scale from 0 - 33. | 11.0                      | 19                     |
| The percentage of adolescents reporting no current use (in past 30 days) of either alcohol or illicit drugs.   | 66%                       | 68%                    |
| The percentage of Massachusetts births that occur in a hospital that has an active Shaken Baby Syndrome Prevention Program.  | 0.0%                      | 90%                    |

| Title V - MCH National Performance Measures   | State 2007 Results | State 2012 Goal |
|---|--------------------|-----------------|
| The percent of screen positive newborns who received timely follow up to definitive diagnosis and clinical management for condition(s) mandated by their State-sponsored newborn screening programs.            | 100.0%             | 100%            |
| The percent of children with special health care needs age 0 to 18 years whose families partner in decision making at all levels and are satisfied with the services they receive. (CSHCN survey)               | 57.1%              | 65%             |
| The percent of children with special health care needs age 0 to 18 who receive coordinated, ongoing, comprehensive care within a medical home. (CSHCN Survey)   | 45.7%              | 53%             |
| The percent of children with special health care needs age 0 to 18 whose families have adequate private and/or public insurance to pay for the services they need. (CSHCN Survey)                               | 63.1%              | 70%             |
| Percent of children with special health care needs age 0 to 18 whose families report the community-based service systems are organized so they can use them easily. (CSHCN Survey)                              | 87.6%              | 90%             |
| The percentage of youth with special health care needs who received the services necessary to make transitions to all aspects of adult life, including adult health care, work, and independence.               | 46.6%              | 50%             |
| Percent of 19 to 35 month olds who have received full schedule of age appropriate immunizations against Measles, Mumps, Rubella, Polio, Diphtheria, Tetanus, Pertussis, Haemophilus Influenza, and Hepatitis B. | 88.3%              | 91%             |
| The rate of birth (per 1,000) for teenagers aged 15 through 17 years.   | 10.5               | 9.5             |
| Percent of third grade children who have received protective sealants on at least one permanent molar tooth.  | 66.2%              | 71%             |
| The rate of deaths to children aged 14 years and younger caused by motor vehicle crashes per 100,000 children.  | 1.2                | 1.2             |
| The percent of mothers who breastfeed their infants at 6 months of age.   | 42.1%              | 46%             |
| Percentage of newborns who have been screened for hearing before hospital discharge.  | 98.7%              | 99.6%           |
| Percent of children without health insurance.   | 2.3%               | 1%              |
| Percentage of children, ages 2 to 5 years, receiving WIC services with a Body Mass Index (BMI) at or above the 85th percentile.   | 34%                | 32%             |
| Percentage of women who smoke in the last three months of pregnancy.  | 9.2%               | 6%              |
| The rate (per 100,000) of suicide deaths among youths aged 15 through 19.   | 4.3                | 4.1             |
| Percent of very low birth weight infants delivered at facilities for high-risk deliveries and neonates.   | 86%                | 86%             |
| Percent of infants born to pregnant women receiving prenatal care beginning in the first trimester.   | 82%                | 83%             |

## 2007 TITLE V AND MCHB DISCRETIONARY GRANTS

### Emergency Medical Services for Children (EMSC)

EMSC Partnership Grants  
MASSACHUSETTS DEPARTMENT OF PUBLIC HEALTH  
BOSTON, MA  
\$115,000  
(EMSC Partnership Grants)

### Healthy Start

HEALTHY START INITIATIVE: ELIMINATING DISPARITIES IN PERINATAL HEALTH  
GREAT BROOK VALLEY HEALTH CENTER  
WORCESTER, MA  
\$750,000  
(Healthy Start Initiative-Eliminating Racial/Ethnic Disparities)

HEALTHY START INITIATIVE  
BOSTON PUBLIC HEALTH COMMISSION  
BOSTON, MA  
\$2,125,000  
(Healthy Start Initiative-Eliminating Racial/Ethnic Disparities)

### Research

How Does the Family Matter? Influences of Child and Adolescent Family Factors on Adult Mental Health and Functioning  
SIMMONS COLLEGE  
BOSTON, MA  
\$99,772  
(MCH Research)

### Title V - Community Integrated Service Systems (CISS)

CISS - SECCS (PLANNING)  
MASSACHUSETTS DEPARTMENT OF PUBLIC HEALTH  
BOSTON, MA  
\$140,000  
(Community-Based Integrated Service Systems (Local/State))

### Title V - Special Projects of Regional and National Significance (SPRANS)

State Implementation Grants for Integrated Community Systems for CSHCN  
COMMONWEALTH OF MASSACHUSETTS  
Boston, MA  
\$300,000  
(State Implementation Grants for Integrated Community Systems for CSHCN)

Medical Home/CSHCN  
UNIVERSITY OF MASSACHUSETTS  
Worcester, MA  
\$150,000  
(Medical Home/CSHCN)

HEALTHY TOMORROWS PARTNERSHIP FOR CHILDREN  
CAMBRIDGE HEALTH ALLIANCE  
Cambridge, MA  
\$50,000  
(Healthy Tomorrows Partnership for Children Program)

Health Families Expansion Program  
UNIV. OF MASS. MEDICAL SCHOOL  
WORCESTER, MA  
\$49,136  
(Healthy Tomorrows Partnership for Children Program)

Health Families Expansion Program  
DORCHESTER HOUSE MULTI-SERVICE CENTER  
DORCHESTER, MA  
\$50,000  
(Healthy Tomorrows Partnership for Children Program)

Healthy Tomorrows Partnership for Children Program  
CHILDREN'S HOSPITAL  
BOSTON, MA  
\$50,000  
(Healthy Tomorrows Partnership for Children Program)

STATE SYSTEMS DEVELOPMENT INTIATIVE FOR MA  
MASSACHUSETTS DEPARTMENT OF PUBLIC HEALTH  
BOSTON, MA  
\$94,644  
(State Systems Development Initiative)

REGION COMPREHENSIVE HEMOPHILIA PROGRAM  
UNIV. OF MASS. MEDICAL SCHOOL  
Worcester, MA  
\$340,900  
(Hemophilia Treatment Centers (SPRANS))

Children's Oral Healthcare Access Program  
Commonwealth of Massachusetts / Department of Public Health  
Boston, MA  
\$160,000  
(Children's Oral Healthcare Access Program)

Integrated Health and Behavioral Health Care for Children And Adolescents  
Cambridge Medical Care Foundation  
Cambridge, MA  
\$199,895  
(Integrated Health and Behavioral Health Care for Children And Adolescents )

Family Professional Partnership/CSHCN  
Federation for Children with Special Needs  
Boston, MA  
\$95,700  
(Family Professional Partnership/CSHCN)

State Grants for Perinatal Depression  
Commonwealth of Massachusetts / Department of Public Health  
Boston, MA  
\$209,632  
(State Grants for Perinatal Depression)

Continuing Education/Distance Learning  
UNIVERSITY OF MASSACHUSETTS MEDICAL SCHOOL  
WORCESTER, MA  
\$129,914  
(MCH Distance Learning)

Epidemiological MCH/SPH Institute  
Trustees of Boston University, Boston University Medical Campus  
Boston, MA  
\$26,000  
(Epidemiological MCH/SPH Institute)

Epidemiological MCH/SPH Institute  
President and Fellows of Harvard College  
Boston, MA  
\$26,000  
(Epidemiological MCH/SPH Institute)

Training CED/COR Pediatric and Child Psychiatry  
CHILDREN'S HOSPITAL  
BOSTON, MA  
\$15,000  
(Training CED/COR Pediatric and Child Psychiatry)

MCH Knowledge to Practice  
Trustees of Boston University, Boston University Medical Campus  
Boston, MA  
\$29,980  
(MCH Continuing Education)

ADOLESCENT HEALTH TRAINING PROGRAM  
CHILDREN'S HOSPITAL  
BOSTON, MA  
\$375,000  
(Leadership Education in Adolescent Health)

Promoting Integration of State Health Information Systems and Newborn Screening Service  
Systems  
Commonwealth of Massachusetts / Department of Public Health  
Boston, MA  
\$198,897  
(Promoting integration of State Health Information Systems and Newborn Screening Service  
Systems)

Health Insurance and Financing/ CSHCN  
TRUSTEES OF BOSTON UNIVERSITY  
Boston, MA  
\$498,878  
(Health Insurance and Financing/ CSHCN)

National Child Death Review Resource Center  
EDUCATION DEVELOPMENT CENTER, INC.  
NEWTON, MA  
\$1,500,000  
(The National Child Death Review Resource Center)

Cooperative Agreement - Evidence Base for Systems of Care  
MASSACHUSETTS GENERAL HOSPITAL  
Boston, MA  
\$299,452  
(Cooperative Agreement - Evidence Base for Systems of Care)

### **Traumatic Brain Injury**

Traumatic Brain Injury Implementation  
MASSACHUSETTS REHAB. COMMISSION  
BOSTON, MA  
\$118,600  
(Traumatic Brain Injury Implementation)

Traumatic Brain Injury Protection and Advocacy  
Disability Law Center Inc  
Boston, MA  
\$53,555  
(Traumatic Brain Injury Protection and Advocacy)

### **Universal Newborn Hearing Screening**

UNIVERSAL NEWBORN HEARING SCREENING  
MASSACHUSETTS DEPARTMENT OF PUBLIC HEALTH  
BOSTON, MA  
\$150,000  
(Universal Newborn Hearing Screening and Intervention)

The Department of Health and Mental Hygiene, Family Health Administration (FHA) administers Maryland's Title V MCH Block Grant Program. The Title V Program provides leadership for maternal and child issues in Maryland, supports state and community needs assessment and planning activities, develops MCH policies and standards, and supports activities to protect, promote and improve the health of all women, children, adolescents and young adults including those with special health care needs. The Block Grant supports gap-filling direct services for the uninsured and the under-insured; enabling services, such as home visiting, care coordination and genetic counseling; population based services, such as newborn screening and blood lead testing; and infrastructure building activities such as epidemiological analyses and MCH standards development. FHA also provides leadership and direction for the WIC Program, the Title X Family Planning Program, the Primary Care Cooperative Agreement, Preventive Health Services, Health Promotion and Tobacco Use Prevention and Oral Health. The MCH Program partners and collaborates with other State agencies, advocacy groups, parent groups, providers and community-based organizations to support maternal and child health.

State Population: **5,618,344**  
Live Births: **77,478**

## MCH PARTNERSHIP FUNDS - FY 2007

Title V Federal-State Block Grant: **\$21,078,038**  
Other MCHB Grant Programs: **\$6,732,672**  
Bioterrorism Grant Program: **\$0**  
Total MCH Partnership Funds: **\$27,810,710**

## CONTACT INFORMATION

### For More Information on Title V:

#### Title V Program, Contact:

Bonnie S. Birkel, CRNP, MPH  
Director, Center for Maternal and Child Health  
201 W. Preston Street  
Baltimore, Maryland 21201  
410-767-6717  
410-333-5233  
birkelb@dhmh.state.md.us  
fha.state.md.us

**Title V Program's Services for Children with Special Health Care Needs, contact:**

Susan R. Panny, M.D.

Director, Genetics and CSHCN

201 West Preston Street, Rm 421A

Baltimore, MD 21201

410-767-6730

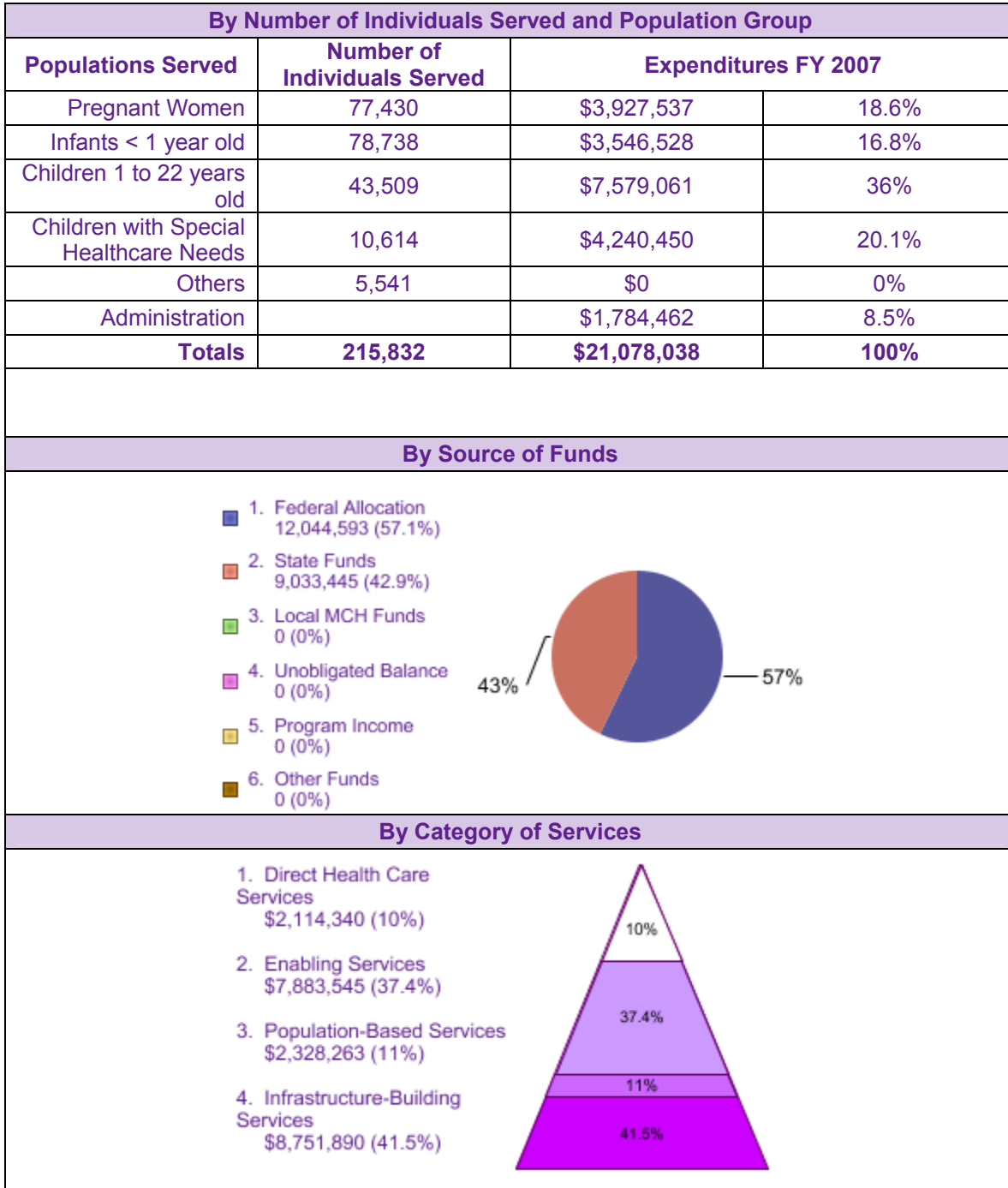
410-333-5047

[pannys@dhmh.state.md.us](mailto:pannys@dhmh.state.md.us)

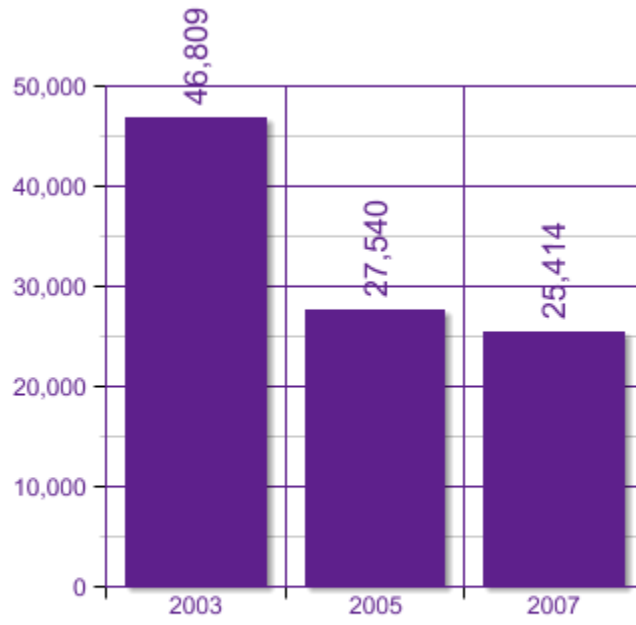
[fha.state.md.us](http://fha.state.md.us)



## TITLE V FEDERAL - STATE BLOCK GRANT EXPENDITURES



### HOTLINE CALLS



800-456-8900  
en Español: 1-800-504-7081

## FAMILY PARTICIPATION IN CSHCN PROGRAM

|  |           |
|--|-----------|
| Family members participate on advisory committee or task forces and are offering training, mentoring, and reimbursement, when appropriate.           | 3         |
| Financial support (financial grants, technical assistance, travel, and child care) is offered for parent activities or parent groups.                | 3         |
| Family members are involved in the Children with Special Health Care Needs elements of the MCH Block Grant Application process.                      | 3         |
| Family members are involved in service training of CSHCN staff and providers.  | 2         |
| Family members hired as paid staff or consultants to the State CSHCN program (a family member is hired for his or her expertise as a family member). | 3         |
| Family members of diverse cultures are involved in all of the above activities.  | 2         |
| <b>FY 2007 Total:</b>  | <b>16</b> |
| <b>Total Possible:</b>   | <b>18</b> |

**Scale:**

- 0 = Not Met**
- 1 = Partially Met**
- 2 = Mostly Met**
- 3 = Completely Met**

## MATERNAL & CHILD HEALTH (MCH) MEASURES

| <b>Title V – MCH National Outcome Measures</b>  | <b>State 2007 Results</b> | <b>State 2012 Goal</b> |
|---|---------------------------|------------------------|
| The infant mortality rate per 1,000 live births.  | 8.0                       | 7.9                    |
| The ratio of the black infant mortality rate to the white infant mortality rate.  | 3.0                       | 2.3                    |
| The neonatal mortality rate per 1,000 live births.  | 5.8                       | 5.1                    |
| The postneonatal mortality rate per 1,000 live births.  | 2.2                       | 2.1                    |
| The perinatal mortality rate per 1,000 live births plus fetal deaths.   | 8.4                       | 8.1                    |
| The child death rate per 100,000 children aged 1 through 14.  | 17.9                      | 17.4                   |
| <b>Title V - MCH State Performance Measures</b>   | <b>State 2007 Results</b> | <b>State 2012 Goal</b> |
| Percent of pregnancies that are intended  | 59.7%                     | 60.5%                  |
| Percent of women reporting alcohol use in the last three months of pregnancy  | 7.2%                      | 6.5%                   |
| Percent of Maryland kindergartners entering school ready to learn   | 67.0%                     | 72%                    |
| Rate of emergency department visits for asthma per 10,000 children, ages 0-4  | 221.9                     | 218                    |
| Percent of Maryland 12th graders who graduate from high school  | 85.4%                     | 86.4%                  |
| Percentage of local jurisdictions addressing the issue of respite for families of CSHCN                                 | 62.5%                     | 62.5%                  |
| Percent of mothers breastfeeding at six months  | 40.8%                     | 50%                    |
| Percent of local jurisdictions with written plans to address racial and ethnic disparities in maternal and child health | 8.3%                      | 20%                    |
| Percent of jurisdictions that partner with medical homes to develop and to disseminate resource materials.              | 41.7%                     | 83.3%                  |
| Number of policy or issue briefs developed by the Title V program   | 3.0                       | 1                      |

| Title V - MCH National Performance Measures   | State 2007 Results | State 2012 Goal |
|---|--------------------|-----------------|
| The percent of screen positive newborns who received timely follow up to definitive diagnosis and clinical management for condition(s) mandated by their State-sponsored newborn screening programs.            | 100.0%             | 98%             |
| The percent of children with special health care needs age 0 to 18 years whose families partner in decision making at all levels and are satisfied with the services they receive. (CSHCN survey)               | 54.8%              | 57%             |
| The percent of children with special health care needs age 0 to 18 who receive coordinated, ongoing, comprehensive care within a medical home. (CSHCN Survey)   | 45.6%              | 48%             |
| The percent of children with special health care needs age 0 to 18 whose families have adequate private and/or public insurance to pay for the services they need. (CSHCN Survey)                               | 65.5%              | 66.5%           |
| Percent of children with special health care needs age 0 to 18 whose families report the community-based service systems are organized so they can use them easily. (CSHCN Survey)                              | 89.3%              | 90.3%           |
| The percentage of youth with special health care needs who received the services necessary to make transitions to all aspects of adult life, including adult health care, work, and independence.               | 37.5%              | 40%             |
| Percent of 19 to 35 month olds who have received full schedule of age appropriate immunizations against Measles, Mumps, Rubella, Polio, Diphtheria, Tetanus, Pertussis, Haemophilus Influenza, and Hepatitis B. | 92.4%              | 87%             |
| The rate of birth (per 1,000) for teenagers aged 15 through 17 years.   | 17.5               | 15.8            |
| Percent of third grade children who have received protective sealants on at least one permanent molar tooth.  | 42.2%              | 45%             |
| The rate of deaths to children aged 14 years and younger caused by motor vehicle crashes per 100,000 children.  | 2.5                | 3.5             |
| The percent of mothers who breastfeed their infants at 6 months of age.   | 40.2%              | 41.5%           |
| Percentage of newborns who have been screened for hearing before hospital discharge.  | 92.5%              | 90%             |
| Percent of children without health insurance.   | 12.0%              | 12.1%           |
| Percentage of children, ages 2 to 5 years, receiving WIC services with a Body Mass Index (BMI) at or above the 85th percentile.   | 33.0%              | 32%             |
| Percentage of women who smoke in the last three months of pregnancy.  | 7.8%               | 7.4%            |
| The rate (per 100,000) of suicide deaths among youths aged 15 through 19.   | 4.2                | 4.1             |
| Percent of very low birth weight infants delivered at facilities for high-risk deliveries and neonates.   | 87.8%              | 90%             |
| Percent of infants born to pregnant women receiving prenatal care beginning in the first trimester.   | 80.5%              | 82.5%           |

## 2007 TITLE V AND MCHB DISCRETIONARY GRANTS

### Emergency Medical Services for Children (EMSC)

EMSC Partnership Grants  
MARYLAND INSTITUTE FOR EMSS  
Baltimore, MD  
\$115,000  
(EMSC Partnership Grants)

### Healthy Start

Healthy Start Initiative-Eliminating Racial/Ethnic Disparities  
BALTIMORE CITY HEALTHY START, INC.  
Baltimore, MD  
\$750,000  
(Healthy Start Initiative-Eliminating Racial/Ethnic Disparities)

ELIMINATING DISPARITIES IN PERINATAL HEALTH  
BALTIMORE CITY HEALTHY START, INC.  
Baltimore, MD  
\$1,250,000  
(Healthy Start Initiative-Eliminating Racial/Ethnic Disparities)

### Title V - Community Integrated Service Systems (CISS)

CISS - SECCS (PLANNING)  
MARYLAND DEPT OF HEALTH & MENTAL HYGIENE  
Baltimore, MD  
\$140,000  
(Community-Based Integrated Service Systems (Local/State))

### Title V - Special Projects of Regional and National Significance (SPRANS)

Improving Understanding of Maternal and Child Health and Health Care Issues  
Grantmakers for Children, Youth and Families  
Silver Spring, MD  
\$200,000  
(Improving Understanding of Maternal and Child Health and Health Care Issues)

Healthy Tomorrows Partnership for Children Program  
UNIVERSITY OF MD MEDICAL SYSTEM FOUNDATION  
BALTIMORE, MD  
\$50,000  
(Healthy Tomorrows Partnership for Children Program)

MARYLAND'S STATE SYSTEMS DEVELOPMENT INITIATIVE  
MARYLAND STATE DEPARTMENT  
Baltimore, MD  
\$94,644  
(State Systems Development Initiative)

Family Professional Partnership/CSHCN  
THE PARENTS' PLACE OF MARYLAND  
Glen Burnie, MD  
\$95,700  
(Family Professional Partnership/CSHCN)

Awareness and Access to Care for Children and Youths with Epilepsy  
Epilepsy Foundation  
Landover, MD  
\$523,719  
(Awareness and Access to Care for Children and Youths with Epilepsy)

Epidemiological MCH/SPH Institute  
JOHNS HOPKINS UNIVERSITY  
Baltimore, MD  
\$26,000  
(Epidemiological MCH/SPH Institute)

Training CED/COR Pediatric and Child Psychiatry  
JOHNS HOPKINS UNIVERSITY  
BALTIMORE, MD  
\$15,000  
(Training CED/COR Pediatric and Child Psychiatry)

Leadership Education in Adolescent Health (LEAH)  
JOHNS HOPKINS UNIVERSITY  
Baltimore, MD  
\$297,000  
(Leadership Education in Adolescent Health)

Heritable Disorders  
American College of Medical Genetics  
Bethesda, MD  
\$799,978  
(Heritable Disorders)

Awareness and Access to Care for Children and Youth with Epilepsy  
Epilepsy Foundation  
Landover, MD  
\$750,000  
(Awareness and Access to Care for Children and Youths with Epilepsy)

SICKLE CELL DISEASE & NEWBORN SCREENING PROGRAM  
SICKLE CELL DISEASE ASSOCIATION OF AMERICA INC  
Baltimore, MD  
\$759,641  
(Sickle Cell)

ADVANCING MENTAL HEALTH SERVICES IN SCHOOLS  
UNIVERSITY OF MARYLAND, BALTIMORE  
Baltimore, MD  
\$300,000  
(Adolescent Health/School-Based Health)

Sudden Infant Death Syndrome  
THE SUDDEN INFANT DEATH SYNDROME ALLIANCE  
Pikesville, MD  
\$250,000  
(Sudden Infant Death Syndrome)

### **Traumatic Brain Injury**

Traumatic Brain Injury Implementation  
MARYLAND DEPT OF HEALTH & MENTAL HYGIENE  
Baltimore, MD  
\$115,000  
(Traumatic Brain Injury Implementation)

Traumatic Brain Injury Protection and Advocacy  
MARYLAND DISABILITY LAW CENTER  
BALTIMORE, MD  
\$51,118  
(Traumatic Brain Injury Protection and Advocacy)

### **Universal Newborn Hearing Screening**

UNIVERSAL NEWBORN HEARING SCREENING  
MARYLAND DEPT OF HEALTH & MENTAL HYGIENE  
Baltimore, MD  
\$149,872  
(Universal Newborn Hearing Screening and Intervention)



The Title V Program is administered through the Division of Family Health in the Maine Center for Disease Control and Prevention within the Department of Health and Human Services. Programs included in Title V are: Oral Health, Maine Injury Prevention, Teen and Young Adult Health, Children with Special Health Needs/Genetics, State Systems Development Initiative, Public Health Nursing, Healthy Families, Special Supplemental Nutrition for Women, Infants and Children (WIC), Women's Health, Early Childhood Initiative, and Medical and Epidemiology Consultation.

State Population: **1,317,207**  
Live Births: **14,151**

## MCH PARTNERSHIP FUNDS - FY 2007

Title V Federal-State Block Grant: **\$18,058,479**  
Other MCHB Grant Programs: **\$1,477,698**  
Bioterrorism Grant Program: **\$0**  
Total MCH Partnership Funds: **\$19,536,177**

## CONTACT INFORMATION

### For More Information on Title V:

#### Title V Program, Contact:

Valerie J. Ricker, MSN, MS  
Director, Division of Family Health  
Key Bank Plaza, 7th Floor, 11 SHS  
Augusta, Maine 04333-0011  
207-287-9917  
207-287-5355  
Valerie.J.Ricker@maine.gov

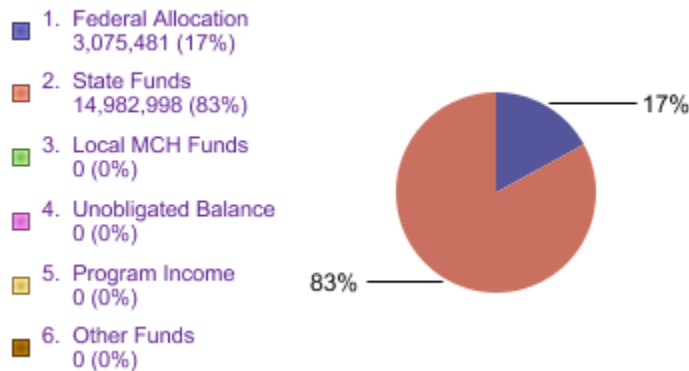
#### Title V Program's Services for Children with Special Health Care Needs, contact:

Toni G. Wall, MPA  
Director  
Key Bank Plaza, 7th Floor, 11 SHS  
Augusta, Maine 04333-0011  
207-287-3311  
207-287-5355  
Toni.G.Wall@maine.gov

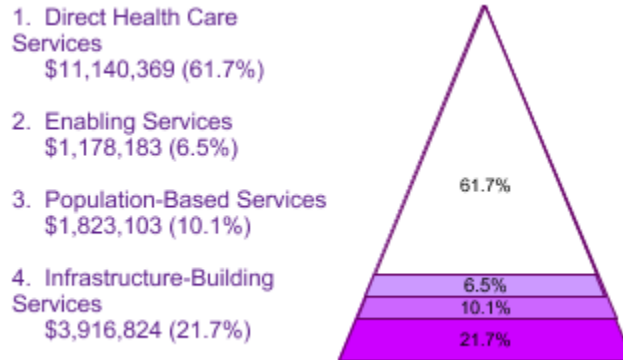
## TITLE V FEDERAL - STATE BLOCK GRANT EXPENDITURES

| By Number of Individuals Served and Population Group |                              |                      |             |
|--|------------------------------|----------------------|-------------|
| Populations Served                                   | Number of Individuals Served | Expenditures FY 2007 |             |
| Pregnant Women                                       | 13,969                       | \$784,857            | 4.3%        |
| Infants < 1 year old                                 | 13,969                       | \$4,735,132          | 26.2%       |
| Children 1 to 22 years old                           | 76,522                       | \$5,669,558          | 31.4%       |
| Children with Special Healthcare Needs               | 1,646                        | \$3,322,696          | 18.4%       |
| Others   | 0                            | \$3,314,442          | 18.4%       |
| Administration                                       |                              | \$231,794            | 1.3%        |
| <b>Totals</b>  | <b>106,106</b>               | <b>\$18,058,479</b>  | <b>100%</b> |

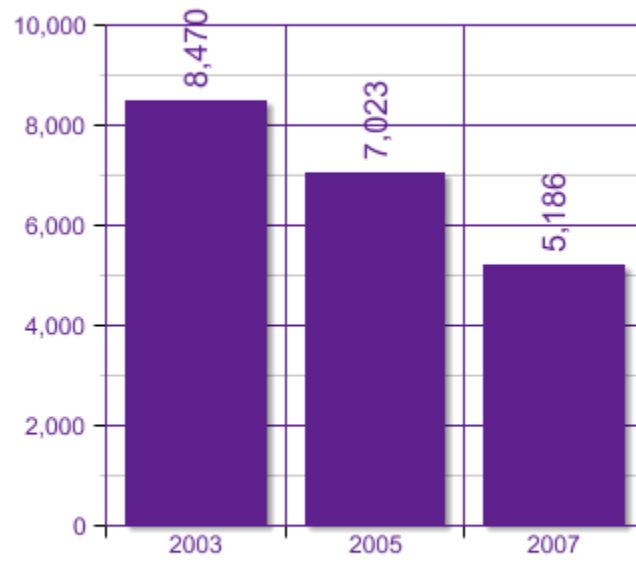
### By Source of Funds



### By Category of Services



## HOTLINE CALLS



(800) 698-3624  
en Español: 1-800-504-7081

**FAMILY PARTICIPATION IN CSHCN PROGRAM**

|  |           |
|--|-----------|
| Family members participate on advisory committee or task forces and are offering training, mentoring, and reimbursement, when appropriate.           | 3         |
| Financial support (financial grants, technical assistance, travel, and child care) is offered for parent activities or parent groups.                | 3         |
| Family members are involved in the Children with Special Health Care Needs elements of the MCH Block Grant Application process.                      | 2         |
| Family members are involved in service training of CSHCN staff and providers.  | 3         |
| Family members hired as paid staff or consultants to the State CSHCN program (a family member is hired for his or her expertise as a family member). | 3         |
| Family members of diverse cultures are involved in all of the above activities.  | 2         |
| <b>FY 2007 Total:</b>  | <b>16</b> |
| <b>Total Possible:</b>   | <b>18</b> |

**Scale:**  
0 = Not Met  
1 = Partially Met  
2 = Mostly Met  
3 = Completely Met

**MATERNAL & CHILD HEALTH (MCH) MEASURES**

| <b>Title V – MCH National Outcome Measures</b>   | <b>State 2007 Results</b> | <b>State 2012 Goal</b> |
|--|---------------------------|------------------------|
| The infant mortality rate per 1,000 live births.   | *                         | 5                      |
| The ratio of the black infant mortality rate to the white infant mortality rate.   | *                         | *                      |
| The neonatal mortality rate per 1,000 live births.   | *                         | *                      |
| The postneonatal mortality rate per 1,000 live births.   | *                         | *                      |
| The perinatal mortality rate per 1,000 live births plus fetal deaths.  | *                         | *                      |
| The child death rate per 100,000 children aged 1 through 14.   | *                         | *                      |
| <b>Title V - MCH State Performance Measures</b>  | <b>State 2007 Results</b> | <b>State 2012 Goal</b> |
| The percentage of births in women less than 24 years of age that are unintended.   | 59.2                      | 40                     |
| The percentage of 0-11 month old children enrolled in WIC who were ever breastfed.   | 55.9%                     | 61%                    |
| The motor vehicle death rate per 100,000 among children 15 to 21 years of age  | 27.1                      | 20                     |
| The percentage of high school students (grades 9-12) who are overweight  | 12.8                      | 9.5                    |
| The percentage of high school students (grades 9-12) who feel like they matter to people in their community.   | 57.3%                     | 65%                    |
| The percentage of elementary schools that have developed and implemented a comprehensive approach to the prevention of bullying in collaboration with the Maine Injury Prevention Program. | 5.3                       | 12                     |
| The rate per 1000 of emergency department visits for asthma among women ages 15-44.  | *                         | 8.3                    |
| The percent of licensed child care centers serving children age birth to five who have on-site health consultation.  | *                         | 16%                    |

| Title V - MCH National Performance Measures   | State 2007 Results | State 2012 Goal |
|---|--------------------|-----------------|
| The percent of screen positive newborns who received timely follow up to definitive diagnosis and clinical management for condition(s) mandated by their State-sponsored newborn screening programs.            | 100.0%             | 100%            |
| The percent of children with special health care needs age 0 to 18 years whose families partner in decision making at all levels and are satisfied with the services they receive. (CSHCN survey)               | 60.7%              | 65%             |
| The percent of children with special health care needs age 0 to 18 who receive coordinated, ongoing, comprehensive care within a medical home. (CSHCN Survey)   | 51.7%              | 55%             |
| The percent of children with special health care needs age 0 to 18 whose families have adequate private and/or public insurance to pay for the services they need. (CSHCN Survey)                               | 70%                | 70%             |
| Percent of children with special health care needs age 0 to 18 whose families report the community-based service systems are organized so they can use them easily. (CSHCN Survey)                              | 87.6%              | 90%             |
| The percentage of youth with special health care needs who received the services necessary to make transitions to all aspects of adult life, including adult health care, work, and independence.               | 49%                | 51%             |
| Percent of 19 to 35 month olds who have received full schedule of age appropriate immunizations against Measles, Mumps, Rubella, Polio, Diphtheria, Tetanus, Pertussis, Haemophilus Influenza, and Hepatitis B. | 79.8%              | 89%             |
| The rate of birth (per 1,000) for teenagers aged 15 through 17 years.   | 9.4                | 7.8             |
| Percent of third grade children who have received protective sealants on at least one permanent molar tooth.  | 56.6%              | 60%             |
| The rate of deaths to children aged 14 years and younger caused by motor vehicle crashes per 100,000 children.  | 3.5                | 2.8             |
| The percent of mothers who breastfeed their infants at 6 months of age.   | 46.6%              | 51%             |
| Percentage of newborns who have been screened for hearing before hospital discharge.  | 95.3%              | 97.6%           |
| Percent of children without health insurance.   | *                  | 10%             |
| Percentage of children, ages 2 to 5 years, receiving WIC services with a Body Mass Index (BMI) at or above the 85th percentile.   | *                  | 27%             |
| Percentage of women who smoke in the last three months of pregnancy.  | 17.1%              | 13.5%           |
| The rate (per 100,000) of suicide deaths among youths aged 15 through 19.   | 8.4                | 7.9             |
| Percent of very low birth weight infants delivered at facilities for high-risk deliveries and neonates.   | 82.1%              | 82.6%           |
| Percent of infants born to pregnant women receiving prenatal care beginning in the first trimester.   | 87.2%              | 90%             |

**2007 TITLE V AND MCHB DISCRETIONARY GRANTS****Emergency Medical Services for Children (EMSC)**

EMSC Partnership Grants  
Maine Board of Emergency Medical Services  
Augusta, ME  
\$115,000  
(EMSC Partnership Grants)

**Title V - Community Integrated Service Systems (CISS)**

CISS - SECCS (PLANNING)  
MAINE DEPARTMENT OF HUMAN SERVICES  
Augusta, ME  
\$140,000  
(Community-Based Integrated Service Systems (Local/State))

**Title V - Special Projects of Regional and National Significance (SPRANS)**

State Implementation Grants for Integrated Community Systems for CSHCN  
Maine Department of Health and Human Services  
Augusta, ME  
\$295,500  
(State Implementation Grants for Integrated Community Systems for CSHCN)

STATE SYSTEMS DEVELOPMENT INITIATIVE  
MAINE DEPARTMENT OF HUMAN SERVICES  
Augusta, ME  
\$94,644  
(State Systems Development Initiative)

Children's Oral Healthcare Access Program  
State of Maine  
Augusta, ME  
\$160,000  
(Childrens Oral Healthcare Access Program)

HEALTH CARE INFO & EDUCATION FOR FAMILIES OF CHILDREN WITH SPECIAL HEALTH  
CARE N  
MAINE PARENT FEDERATION  
AUGUSTA, ME  
\$95,700  
(Family Professional Partnership/CSHCN)

Transition Services in Adolescent Health - Healthy and Ready to Work  
Maine Department of Health and Human Services  
Augusta, ME  
\$400,000  
(Transition Services in Adolescent Health - Healthy and Ready to Work)

**Traumatic Brain Injury**

Traumatic Brain Injury Protection and Advocacy  
DISABILITY RIGHTS CENTER OF MAINE  
Augusta, ME  
\$50,000  
(Traumatic Brain Injury Protection and Advocacy)

**Universal Newborn Hearing Screening**

UNIVERSAL NEWBORN HEARING SCREENING  
ME ST BUREAU OF ACCOUNTS & CONTROL, STATE PLNG OFFICE  
Augusta, ME  
\$126,854  
(Universal Newborn Hearing Screening and Intervention)



# MARSHALL ISLANDS

The MCH Federal-State  
Partnership - 2007

The Constitution of the Marshall Islands designates the Ministry of Health (MOH) as the "state" agency. The MCH is the only legislatively authorized agency that provides health care to the people of the Marshall Islands.

State Population: **61,815**

Live Births: **1,589**

## MCH PARTNERSHIP FUNDS - FY 2007

Title V Federal-State Block Grant: **\$441,867**

Other MCHB Grant Programs: **\$160,000**

Bioterrorism Grant Program: **\$0**

Total MCH Partnership Funds: **\$601,867**

## CONTACT INFORMATION

### For More Information on Title V:

#### Title V Program, Contact:

Justina R. Langidrik, MPH  
Secretary of Health  
P.O. Box 16  
Majuro, Marshall Islands 96960  
(692) 625-5660/7246  
692) 625-3432  
jusmohe@ntamar.net

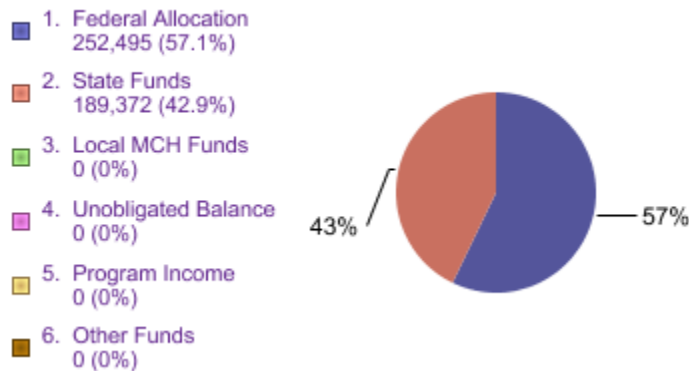
#### Title V Program's Services for Children with Special Health Care Needs, contact:

Hellen Jetnil  
Director, MCH/CSHCN Program  
P.O. Box 16  
Majuro, Marshall Islands 96960  
(692) 625-6941/455-6941  
(692) 625-3432  
davidh@ntamar.net

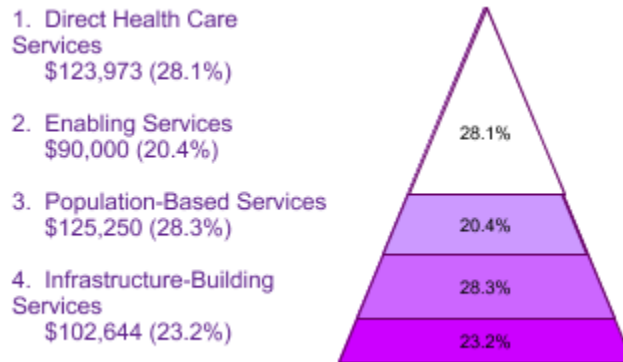
## TITLE V FEDERAL - STATE BLOCK GRANT EXPENDITURES

| By Number of Individuals Served and Population Group |                              |                      |             |
|--|------------------------------|----------------------|-------------|
| Populations Served                                   | Number of Individuals Served | Expenditures FY 2007 |             |
| Pregnant Women                                       | 1,552                        | \$108,907            | 24.6%       |
| Infants < 1 year old                                 | 7,632                        | \$86,274             | 19.5%       |
| Children 1 to 22 years old                           | 20,727                       | \$141,811            | 32.1%       |
| Children with Special Healthcare Needs               | 241                          | \$79,625             | 18%         |
| Others   | *                            | \$0                  | 0%          |
| Administration                                       |                              | \$25,250             | 5.7%        |
| <b>Totals</b>  | <b>30,152</b>                | <b>\$441,867</b>     | <b>100%</b> |

### By Source of Funds



### By Category of Services



**HOTLINE CALLS**

No hotline calls were reported by Marshall Islands for this year.

en Espanol: 1-800-504-7081

## FAMILY PARTICIPATION IN CSHCN PROGRAM

|  |           |
|--|-----------|
| Family members participate on advisory committee or task forces and are offering training, mentoring, and reimbursement, when appropriate.           | 2         |
| Financial support (financial grants, technical assistance, travel, and child care) is offered for parent activities or parent groups.                | 3         |
| Family members are involved in the Children with Special Health Care Needs elements of the MCH Block Grant Application process.                      | 3         |
| Family members are involved in service training of CSHCN staff and providers.  | 3         |
| Family members hired as paid staff or consultants to the State CSHCN program (a family member is hired for his or her expertise as a family member). | 2         |
| Family members of diverse cultures are involved in all of the above activities.  | 1         |
| <b>FY 2007 Total:</b>  | <b>14</b> |
| <b>Total Possible:</b>   | <b>18</b> |

**Scale:**

- 0 = Not Met**
- 1 = Partially Met**
- 2 = Mostly Met**
- 3 = Completely Met**

## MATERNAL & CHILD HEALTH (MCH) MEASURES

| <b>Title V – MCH National Outcome Measures</b>  | <b>State 2007 Results</b> | <b>State 2012 Goal</b> |
|---|---------------------------|------------------------|
| The infant mortality rate per 1,000 live births.  | 23.3                      | 29                     |
| The ratio of the black infant mortality rate to the white infant mortality rate.                              | *                         | 0                      |
| The neonatal mortality rate per 1,000 live births.  | 0.0                       | 6                      |
| The postneonatal mortality rate per 1,000 live births.  | 0.0                       | *                      |
| The perinatal mortality rate per 1,000 live births plus fetal deaths.   | 18.3                      | 25                     |
| The child death rate per 100,000 children aged 1 through 14.  | 100.7                     | 100                    |
| <b>Title V - MCH State Performance Measures</b>   | <b>State 2007 Results</b> | <b>State 2012 Goal</b> |
| Percentage of mothers who receive nutrition and family planning counseling during prenatal care               | 88.3                      | 100                    |
| The birth rate(per 1,000) for teenagers age 15-17   | 46.9                      | 4                      |
| The Percentage of pregnant women who receive prenatal care during the first trimester.                        | 78.7%                     | 85%                    |
| The percentage of high risk pregnant women who are identified and are referred to special prenatal services   | 27.2                      | 80                     |
| The number of women who are screened for cervical cancer.   | 69.3                      | 100                    |
| Proportion of children who are identified and referred to the Children with Special Health Care Needs program | 100.0                     | 100                    |
| Percent of third grade children who have received protective sealants on at least one permanent molar tooth.  | 99.3%                     | 95%                    |

| Title V - MCH National Performance Measures   | State 2007 Results | State 2012 Goal |
|---|--------------------|-----------------|
| The percent of screen positive newborns who received timely follow up to definitive diagnosis and clinical management for condition(s) mandated by their State-sponsored newborn screening programs.            | 0.0%               | 30%             |
| The percent of children with special health care needs age 0 to 18 years whose families partner in decision making at all levels and are satisfied with the services they receive. (CSHCN survey)               | 100.0%             | 100%            |
| The percent of children with special health care needs age 0 to 18 who receive coordinated, ongoing, comprehensive care within a medical home. (CSHCN Survey)   | 100.0%             | 100%            |
| The percent of children with special health care needs age 0 to 18 whose families have adequate private and/or public insurance to pay for the services they need. (CSHCN Survey)                               | 100.0%             | 100%            |
| Percent of children with special health care needs age 0 to 18 whose families report the community-based service systems are organized so they can use them easily. (CSHCN Survey)                              | 100.0%             | 100%            |
| The percentage of youth with special health care needs who received the services necessary to make transitions to all aspects of adult life, including adult health care, work, and independence.               | 54.2%              | 98%             |
| Percent of 19 to 35 month olds who have received full schedule of age appropriate immunizations against Measles, Mumps, Rubella, Polio, Diphtheria, Tetanus, Pertussis, Haemophilus Influenza, and Hepatitis B. | 95.0%              | 95%             |
| The rate of birth (per 1,000) for teenagers aged 15 through 17 years.   | 46.9               | 85              |
| Percent of third grade children who have received protective sealants on at least one permanent molar tooth.  | 82.6%              | 96%             |
| The rate of deaths to children aged 14 years and younger caused by motor vehicle crashes per 100,000 children.  | 17.8               | 4               |
| The percent of mothers who breastfeed their infants at 6 months of age.   | 97.1%              | 98%             |
| Percentage of newborns who have been screened for hearing before hospital discharge.  | 15.6%              | 45%             |
| Percent of children without health insurance.   | 100.0%             | 100%            |
| Percentage of children, ages 2 to 5 years, receiving WIC services with a Body Mass Index (BMI) at or above the 85th percentile.   | 4.2%               | 26%             |
| Percentage of women who smoke in the last three months of pregnancy.  | 2.5%               | 2%              |
| The rate (per 100,000) of suicide deaths among youths aged 15 through 19.   | 215.3              | 190             |
| Percent of very low birth weight infants delivered at facilities for high-risk deliveries and neonates.   | 0.6%               | 1%              |
| Percent of infants born to pregnant women receiving prenatal care beginning in the first trimester.   | 78.7%              | 85%             |

## 2007 TITLE V AND MCHB DISCRETIONARY GRANTS

### Title V - Special Projects of Regional and National Significance (SPRANS)

Children's Oral Healthcare Access Program  
Ministry of Health  
Majuro, MH  
\$160,000  
(Childrens Oral Healthcare Access Program)

Michigan's MCH program is administered by the Department of Community Health, Bureau of Family Maternal and Child Health under the authority of the Public Health Code. The Bureau includes the Divisions of Family and Community Health, WIC, and Children's Special Health Care Services. The Division of Family and Community Health has responsibility for family planning, prenatal care, adolescent health, childhood lead poisoning prevention, oral health, newborn hearing screening, infant mortality initiatives and child health. The WIC Division administers the USDA Supplemental Food Program for Women, Infants and Children, Project FRESH and breastfeeding initiatives. The CSHCS Division has responsibility for medical care and treatment for children with special health care needs, case management, ancillary services and the Parent Participation Program.

State Population: **10,071,822**  
Live Births: **127,476**

## MCH PARTNERSHIP FUNDS - FY 2007

Title V Federal-State Block Grant: **\$108,851,105**  
Other MCHB Grant Programs: **\$8,893,952**  
Bioterrorism Grant Program: **\$0**  
Total MCH Partnership Funds: **\$117,745,057**

## CONTACT INFORMATION

### For More Information on Title V:

#### Title V Program, Contact:

Alethia Carr  
Director, Bureau of Family, Maternal & Child Health  
201 Townsend Street, 6th Floor  
Lansing, MI 48913  
517-335-8922  
517-335-9032  
carra@michigan.gov

#### Title V Program's Services for Children with Special Health Care Needs, contact:

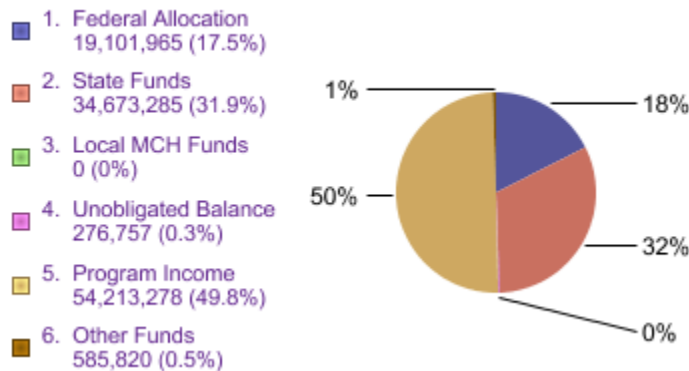
Kathleen Stiffler  
Director, CHSCS Division  
320 South Walnut Street  
Lansing, MI 48913  
517-335-5008  
517-241-8970  
stifflerk@michigan.gov



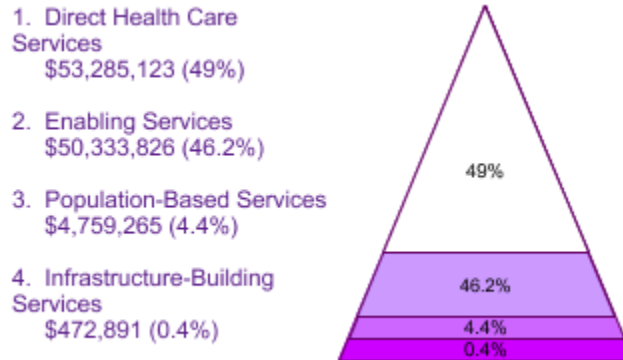
## TITLE V FEDERAL - STATE BLOCK GRANT EXPENDITURES

| By Number of Individuals Served and Population Group |                              |                      |             |
|--|------------------------------|----------------------|-------------|
| Populations Served                                   | Number of Individuals Served | Expenditures FY 2007 |             |
| Pregnant Women                                       | 26,314                       | \$0                  | 0%          |
| Infants < 1 year old                                 | 123,368                      | \$54,213,278         | 49.8%       |
| Children 1 to 22 years old                           | 2,376,132                    | \$8,636,965          | 7.9%        |
| Children with Special Healthcare Needs               | 36,969                       | \$39,016,204         | 35.8%       |
| Others   | 146,904                      | \$6,511,767          | 6%          |
| Administration                                       |                              | \$472,891            | .4%         |
| <b>Totals</b>  | <b>2,709,687</b>             | <b>\$108,851,105</b> | <b>100%</b> |

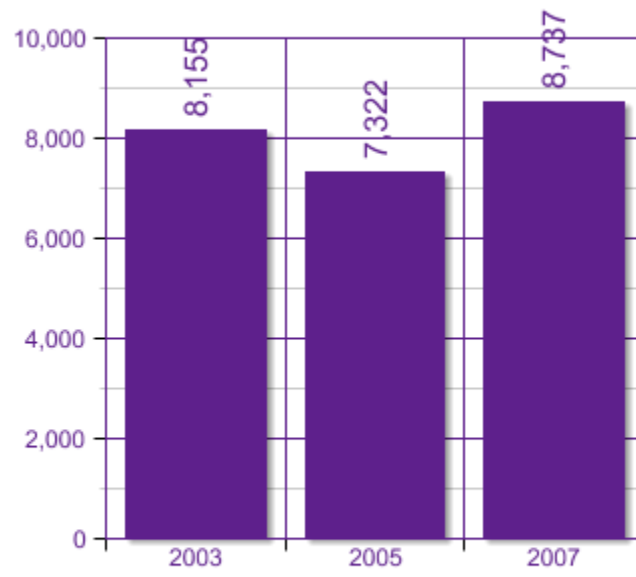
### By Source of Funds



### By Category of Services



### HOTLINE CALLS



800-262-4784  
en Español: 1-800-504-7081

## FAMILY PARTICIPATION IN CSHCN PROGRAM

|  |           |
|--|-----------|
| Family members participate on advisory committee or task forces and are offering training, mentoring, and reimbursement, when appropriate.           | 3         |
| Financial support (financial grants, technical assistance, travel, and child care) is offered for parent activities or parent groups.                | 3         |
| Family members are involved in the Children with Special Health Care Needs elements of the MCH Block Grant Application process.                      | 3         |
| Family members are involved in service training of CSHCN staff and providers.  | 3         |
| Family members hired as paid staff or consultants to the State CSHCN program (a family member is hired for his or her expertise as a family member). | 3         |
| Family members of diverse cultures are involved in all of the above activities.  | 2         |
| <b>FY 2007 Total:</b>  | <b>17</b> |
| <b>Total Possible:</b>   | <b>18</b> |

**Scale:**

- 0 = Not Met**
- 1 = Partially Met**
- 2 = Mostly Met**
- 3 = Completely Met**

## MATERNAL & CHILD HEALTH (MCH) MEASURES

| <b>Title V – MCH National Outcome Measures</b>   | <b>State 2007 Results</b> | <b>State 2012 Goal</b> |
|--|---------------------------|------------------------|
| The infant mortality rate per 1,000 live births.   | 7.8                       | 7.4                    |
| The ratio of the black infant mortality rate to the white infant mortality rate.                   | 2.9                       | 2.1                    |
| The neonatal mortality rate per 1,000 live births.   | 6.8                       | 5                      |
| The postneonatal mortality rate per 1,000 live births.   | 3.0                       | 2                      |
| The perinatal mortality rate per 1,000 live births plus fetal deaths.                              | 6.7                       | 7                      |
| The child death rate per 100,000 children aged 1 through 14.                                       | 16.7                      | 16.2                   |
| <b>Title V - MCH State Performance Measures</b>  | <b>State 2007 Results</b> | <b>State 2012 Goal</b> |
| Percent of Medicaid-enrolled women who are screened for maternal depression                        | *                         | 50%                    |
| Percent of low birthweight births (<2500 grams) among live births.                                 | 8.2                       | 7.7                    |
| Percent of preterm births (<37 weeks gestation) among live births                                  | 9.6                       | 10                     |
| Percent of live births resulting from unintended pregnancies.                                      | 38.3%                     | 37.3%                  |
| Increase the percent of Medicaid enrolled children, 0-6 years of age, who receive lead screening   | 29.2                      | 50                     |
| Maternal mortality ratio in Black women  | 88.9                      | 82                     |
| Rate of breastfeeding at six months  | 15.8%                     | 40%                    |
| Percent of WIC-enrolled children who are overweight (BMI greater than or equal to 95th Percentile) | 12.4%                     | 11.7%                  |

| Title V - MCH National Performance Measures   | State 2007 Results | State 2012 Goal |
|---|--------------------|-----------------|
| The percent of screen positive newborns who received timely follow up to definitive diagnosis and clinical management for condition(s) mandated by their State-sponsored newborn screening programs.            | 100.0%             | 100%            |
| The percent of children with special health care needs age 0 to 18 years whose families partner in decision making at all levels and are satisfied with the services they receive. (CSHCN survey)               | 56.4%              | 56.4%           |
| The percent of children with special health care needs age 0 to 18 who receive coordinated, ongoing, comprehensive care within a medical home. (CSHCN Survey)   | 46%                | 46%             |
| The percent of children with special health care needs age 0 to 18 whose families have adequate private and/or public insurance to pay for the services they need. (CSHCN Survey)                               | 60.8%              | 60.8%           |
| Percent of children with special health care needs age 0 to 18 whose families report the community-based service systems are organized so they can use them easily. (CSHCN Survey)                              | 90.9%              | 90.9%           |
| The percentage of youth with special health care needs who received the services necessary to make transitions to all aspects of adult life, including adult health care, work, and independence.               | 40.8%              | 40.8%           |
| Percent of 19 to 35 month olds who have received full schedule of age appropriate immunizations against Measles, Mumps, Rubella, Polio, Diphtheria, Tetanus, Pertussis, Haemophilus Influenza, and Hepatitis B. | 81.8%              | 91%             |
| The rate of birth (per 1,000) for teenagers aged 15 through 17 years.   | 14.0               | 17              |
| Percent of third grade children who have received protective sealants on at least one permanent molar tooth.  | 23.4%              | 50%             |
| The rate of deaths to children aged 14 years and younger caused by motor vehicle crashes per 100,000 children.  | 2.3                | 2.2             |
| The percent of mothers who breastfeed their infants at 6 months of age.   | 15.8%              | 40%             |
| Percentage of newborns who have been screened for hearing before hospital discharge.  | 97.1%              | 100%            |
| Percent of children without health insurance.   | 4.7%               | 4.1%            |
| Percentage of children, ages 2 to 5 years, receiving WIC services with a Body Mass Index (BMI) at or above the 85th percentile.   | 29.5%              | 27.5%           |
| Percentage of women who smoke in the last three months of pregnancy.  | 13.6%              | 10.6%           |
| The rate (per 100,000) of suicide deaths among youths aged 15 through 19.   | 7.0                | 7.3             |
| Percent of very low birth weight infants delivered at facilities for high-risk deliveries and neonates.   | 87.8%              | 88.8%           |
| Percent of infants born to pregnant women receiving prenatal care beginning in the first trimester.   | 83.4%              | 90.3%           |

## 2007 TITLE V AND MCHB DISCRETIONARY GRANTS

### Emergency Medical Services for Children (EMSC)

EMSC Partnership Grants  
MICHIGAN DEPARTMENT OF COMMUNITY HEALTH  
Lansing, MI  
\$115,000  
(EMSC Partnership Grants)

GREAT LAKES REGIONAL NODE FOR PEDIATRIC EMS RESEARCH  
THE REGENTS OF THE UNIVERSITY OF MICHIGAN  
Ann Arbor, MI  
\$742,630  
(Emergency Medical Services for Children: Network Development Demonstration Project)

### Healthy Start

HEALTHY START INITIATIVE  
KALAMAZOO COUNTY HEALTH AND COMMUNITY SERVICES DEPARTMENT  
Kalamazoo, MI  
\$600,000  
(Healthy Start Initiative-Eliminating Racial/Ethnic Disparities)

GREAT BEGINNINGS SAGINAW COUNTY HEALTHY START  
SAGINAW COUNTY DEPARTMENT OF PUBLIC HEALTH  
SAGINAW, MI  
\$600,000  
(Healthy Start Initiative-Eliminating Racial/Ethnic Disparities)

HEALTHY START INITIATIVE  
Inter-Tribal Council of Michigan, Inc. Consortium of Michigan's Federal Tribes  
Sault Sainte Marie, MI  
\$900,000  
(Healthy Start Initiative-Eliminating Racial/Ethnic Disparities)

HEALTHY START INITIATIVES  
DETROIT PUBLIC HEALTH DEPARTMENT  
Detroit, MI  
\$1,575,000  
(Healthy Start Initiative-Eliminating Racial/Ethnic Disparities)

ELIMINATING DISPARITIES IN PERINATAL HEALTH  
GENESEE COUNTY HEALTH DEPARTMENT  
FLINT, MI  
\$750,000  
(Healthy Start Initiative-Eliminating Racial/Ethnic Disparities)

Healthy Start Initiative-Eliminating Racial/Ethnic Disparities  
SPECTRUM HEALTH  
GRAND RAPIDS, MI  
\$749,270  
(Healthy Start Initiative-Eliminating Racial/Ethnic Disparities)

**Title V - Community Integrated Service Systems (CISS)**

CISS - SECCS (PLANNING)  
MICHIGAN DEPARTMENT OF COMMUNITY HEALTH  
Lansing, MI  
\$140,000  
(Community-Based Integrated Service Systems (Local/State))

**Title V - Special Projects of Regional and National Significance (SPRANS)**

Health Families Expansion Program  
Ele's Place  
Lansing, MI  
\$42,000  
(Healthy Tomorrows Partnership for Children Program)

MICHIGAN STATE SYSTEMS DEVELOPMENT INITIATIVE  
MICHIGAN DEPARTMENT OF COMMUNITY HEALTH  
Lansing, MI  
\$94,644  
(State Systems Development Initiative)

REGION V- EAST HEMOPHILIA COMPREHENSIVE CARE NETWORK  
HEMOPHILIA FOUNDATION OF MICHIGAN  
Ypsilanti, MI  
\$398,485  
(Hemophilia Treatment Centers (SPRANS))

Children's Oral Healthcare Access Program  
MICHIGAN DEPARTMENT OF COMMUNITY HEALTH  
Lansing, MI  
\$160,000  
(Children's Oral Healthcare Access Program)

Healthy Behaviors in Women  
THE REGENTS OF THE UNIVERSITY OF MICHIGAN  
Ann Arbor, MI  
\$140,958  
(Healthy Behaviors in Women)

Healthy Behaviors in Women  
Spectrum Health Hospitals  
Grand Rapids, MI  
\$141,104  
(Healthy Behaviors in Women)

Training CED/COR Pediatric and Child Psychiatry  
THE REGENTS OF THE UNIVERSITY OF MICHIGAN  
Ann Arbor, MI  
\$14,997  
(Training CED/COR Pediatric and Child Psychiatry)

Heritable Disorders  
MICHIGAN PUBLIC HEALTH INSTITUTE  
Okemos, MI  
\$1,000,000  
(Heritable Disorders)

THE NATIONAL CHILD DEATH REVIEW RESOURCE CENTER  
MICHIGAN PUBLIC HEALTH INSTITUTE  
Okemos, MI  
\$400,000  
(The National Child Death Review Resource Center)

### **Traumatic Brain Injury**

Traumatic Brain Injury Implementation  
Michigan Dept of Community Health  
Lansing, MI  
\$118,000  
(Traumatic Brain Injury Implementation)

Traumatic Brain Injury Protection and Advocacy  
MICHIGAN PROTECTION & ADVOCACY SERVICE INC  
LANSING, MI  
\$61,864  
(Traumatic Brain Injury Protection and Advocacy)

### **Universal Newborn Hearing Screening**

UNIVERSAL NEWBORN HEARING SCREENING  
MICHIGAN DEPARTMENT OF COMMUNITY HEALTH  
Lansing, MI  
\$150,000  
(Universal Newborn Hearing Screening and Intervention)



The Minnesota Department of Health is one of the major administrative agencies of state government. The Commissioner of Health is appointed by the governor with confirmation by the state senate. The Executive Office is organized into three Bureaus: Policy Quality and Compliance Bureau, Health Protection Bureau, and Community and Family Health Promotion Bureau. Within the Bureau of Community and Family Health Promotion is the Division of Community and Family Health, the Division of Health Promotion and Chronic Disease and the Office of Minority and Multicultural Health. The Division of Community and Family Health administers the Title V Programs. Other programs within the division include WIC and the Office of Public Health Practice.

State Population: **5,197,621**  
Live Births: **73,559**

## MCH PARTNERSHIP FUNDS - FY 2007

Title V Federal-State Block Grant: **\$25,127,474**  
Other MCHB Grant Programs: **\$3,083,157**  
Bioterrorism Grant Program: **\$0**  
Total MCH Partnership Funds: **\$28,210,631**

## CONTACT INFORMATION

### For More Information on Title V:

#### Title V Program, Contact:

Maggie Diebel  
Division Director  
P.O. Box 64882  
St. Paul, MN 55164-0882  
651.201.3594  
651.201.3590  
maggie.diebel@state.mn.us

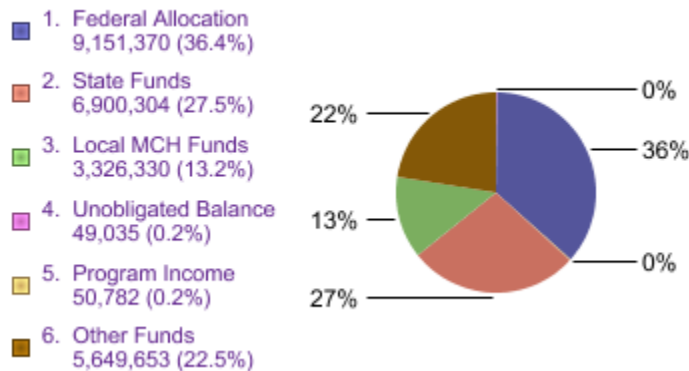
#### Title V Program's Services for Children with Special Health Care Needs, contact:

John Hurley  
MCSHN Section Manager  
P.O. Box 64882  
St. Paul, MN 55164-0882  
651.201.3643  
651.201.3590  
john.hurley@state.mn.us

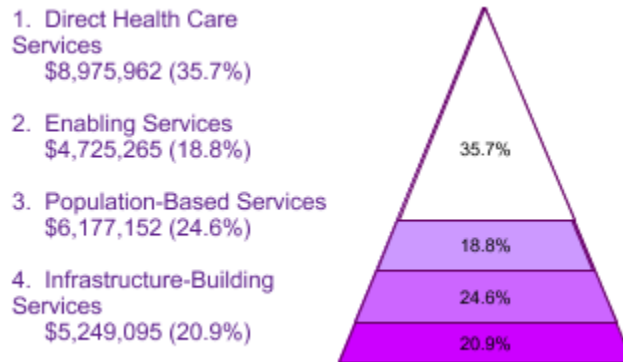
## TITLE V FEDERAL - STATE BLOCK GRANT EXPENDITURES

| By Number of Individuals Served and Population Group |                              |                      |             |
|--|------------------------------|----------------------|-------------|
| Populations Served                                   | Number of Individuals Served | Expenditures FY 2007 |             |
| Pregnant Women                                       | 10,855                       | \$4,990,685          | 19.9%       |
| Infants < 1 year old                                 | 71,645                       | \$2,117,230          | 8.4%        |
| Children 1 to 22 years old                           | 16,215                       | \$8,428,321          | 33.5%       |
| Children with Special Healthcare Needs               | 7,244                        | \$8,117,594          | 32.3%       |
| Others   | 3,497                        | \$849,863            | 3.4%        |
| Administration                                       |                              | \$623,781            | 2.5%        |
| <b>Totals</b>  | <b>109,456</b>               | <b>\$25,127,474</b>  | <b>100%</b> |

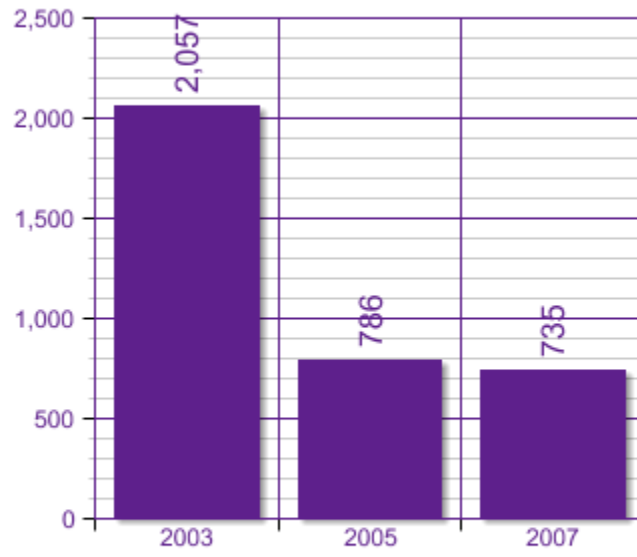
### By Source of Funds



### By Category of Services



## HOTLINE CALLS



(800) 728-5420  
en Español: 1-800-504-7081

## FAMILY PARTICIPATION IN CSHCN PROGRAM

|  |           |
|--|-----------|
| Family members participate on advisory committee or task forces and are offering training, mentoring, and reimbursement, when appropriate.           | 3         |
| Financial support (financial grants, technical assistance, travel, and child care) is offered for parent activities or parent groups.                | 3         |
| Family members are involved in the Children with Special Health Care Needs elements of the MCH Block Grant Application process.                      | 0         |
| Family members are involved in service training of CSHCN staff and providers.  | 3         |
| Family members hired as paid staff or consultants to the State CSHCN program (a family member is hired for his or her expertise as a family member). | 3         |
| Family members of diverse cultures are involved in all of the above activities.  | 2         |
| <b>FY 2007 Total:</b>  | <b>14</b> |
| <b>Total Possible:</b>   | <b>18</b> |

**Scale:**

- 0 = Not Met**
- 1 = Partially Met**
- 2 = Mostly Met**
- 3 = Completely Met**

## MATERNAL & CHILD HEALTH (MCH) MEASURES

| <b>Title V – MCH National Outcome Measures</b>   | <b>State 2007 Results</b> | <b>State 2012 Goal</b> |
|--|---------------------------|------------------------|
| The infant mortality rate per 1,000 live births.   | *                         | 4.8                    |
| The ratio of the black infant mortality rate to the white infant mortality rate.   | *                         | 1.8                    |
| The neonatal mortality rate per 1,000 live births.   | *                         | 2.6                    |
| The postneonatal mortality rate per 1,000 live births.   | *                         | 1.1                    |
| The perinatal mortality rate per 1,000 live births plus fetal deaths.  | *                         | 4.3                    |
| The child death rate per 100,000 children aged 1 through 14.   | *                         | 14                     |
| <b>Title V - MCH State Performance Measures</b>  | <b>State 2007 Results</b> | <b>State 2012 Goal</b> |
| Proportion of counties that universally offer the Follow-Along Program, or an equivalent approved tracking program, to all children birth to age three.                      | 0.6                       | 0.8                    |
| Percent of children enrolled in Medicaid who receive Early Periodic Screening, Diagnosis, and Treatment (EPSDT), also known as Child & Teen Checkup (CTC) in MN.             | 65.5%                     | 68%                    |
| Percent of sexually active ninth grade students who used a condom at last intercourse.   | 70.8%                     | 74%                    |
| Incidence of determined cases of child maltreatment by persons responsible for a child's care.   | *                         | 4                      |
| Percent of pregnancies that are intended.  | *                         | 67%                    |
| Percent of pregnant women screened for depression during routine prenatal care.  | *                         | 88%                    |
| The degree to which Title V programs enhance statewide capacity for a public health approach to mental health promotion and suicide prevention for children and adolescents. | 2.0                       | 4                      |
| The ratio of the low birth weight (<2500 grams) rate for American Indian women and women of color to the low birth rate for white women.                                     | *                         | 1                      |
| Percent of Children and Youth with Special Health Care Needs (CYSHCN) with one or more unmet needs for specific health care services.  | *                         | 10%                    |
| Degree to which comprehensive mental health screening, evaluation, and treatment is provided to Children and Youth with Special Health Care Needs (CYSHCN).                  | 9.0                       | 11                     |

| Title V - MCH National Performance Measures   | State 2007 Results | State 2012 Goal |
|---|--------------------|-----------------|
| The percent of screen positive newborns who received timely follow up to definitive diagnosis and clinical management for condition(s) mandated by their State-sponsored newborn screening programs.            | *                  | 100%            |
| The percent of children with special health care needs age 0 to 18 years whose families partner in decision making at all levels and are satisfied with the services they receive. (CSHCN survey)               | 60.3%              | 65%             |
| The percent of children with special health care needs age 0 to 18 who receive coordinated, ongoing, comprehensive care within a medical home. (CSHCN Survey)   | 51.8%              | 54%             |
| The percent of children with special health care needs age 0 to 18 whose families have adequate private and/or public insurance to pay for the services they need. (CSHCN Survey)                               | 66.3%              | 70%             |
| Percent of children with special health care needs age 0 to 18 whose families report the community-based service systems are organized so they can use them easily. (CSHCN Survey)                              | 90.7%              | 95%             |
| The percentage of youth with special health care needs who received the services necessary to make transitions to all aspects of adult life, including adult health care, work, and independence.               | 52.9%              | 59%             |
| Percent of 19 to 35 month olds who have received full schedule of age appropriate immunizations against Measles, Mumps, Rubella, Polio, Diphtheria, Tetanus, Pertussis, Haemophilus Influenza, and Hepatitis B. | *                  | 87%             |
| The rate of birth (per 1,000) for teenagers aged 15 through 17 years.   | *                  | 11              |
| Percent of third grade children who have received protective sealants on at least one permanent molar tooth.  | *                  | 16%             |
| The rate of deaths to children aged 14 years and younger caused by motor vehicle crashes per 100,000 children.  | *                  | 1.5             |
| The percent of mothers who breastfeed their infants at 6 months of age.   | *                  | 50%             |
| Percentage of newborns who have been screened for hearing before hospital discharge.  | *                  | 90%             |
| Percent of children without health insurance.   | *                  | 5%              |
| Percentage of children, ages 2 to 5 years, receiving WIC services with a Body Mass Index (BMI) at or above the 85th percentile.   | 29.9%              | 25%             |
| Percentage of women who smoke in the last three months of pregnancy.  | *                  | 12%             |
| The rate (per 100,000) of suicide deaths among youths aged 15 through 19.   | *                  | 7.5             |
| Percent of very low birth weight infants delivered at facilities for high-risk deliveries and neonates.   | *                  | 87%             |
| Percent of infants born to pregnant women receiving prenatal care beginning in the first trimester.   | *                  | 89%             |

## 2007 TITLE V AND MCHB DISCRETIONARY GRANTS

### Emergency Medical Services for Children (EMSC)

EMSC Partnership Grants  
Minnesota Emergency Medical Services Regulatory Board  
Minneapolis, MN  
\$115,000  
(EMSC Partnership Grants)

### Healthy Start

ELIMINATING DISPARITIES IN PERINATAL HEALTH  
CITY OF MINNEAPOLIS  
MINNEAPOLIS, MN  
\$925,000  
(Healthy Start Initiative-Eliminating Racial/Ethnic Disparities)

### Research

Pregnancy Psychosocial Risk Screening Validation Study  
CITY OF MINNEAPOLIS  
MINNEAPOLIS, MN  
\$196,094  
(MCH Research)

### Title V - Community Integrated Service Systems (CISS)

CISS - SECCS (PLANNING)  
MINNESOTA DEPARTMENT OF HEALTH STATE TREASURER  
Saint Paul, MN  
\$140,000  
(Community-Based Integrated Service Systems (Local/State))

### Title V - Special Projects of Regional and National Significance (SPRANS)

Healthy Tomorrows Partnership for Children Program  
Asian Media Access, Inc.  
Minneapolis, MN  
\$50,000  
(Healthy Tomorrows Partnership for Children Program)

MINNESOTA STATE SYSTEMS DEVELOPMENT INITIATIVE  
MINNESOTA STATE DEPARTMENT OF HEALTH  
St. Paul, MN  
\$94,644  
(State Systems Development Initiative)

HLTH CARE INFORMATION & EDUCATION FOR FAMILIES OF CHILDREN W/SPECIAL HLTH  
CARE N  
PACER CENTER INC  
Minneapolis, MN  
\$95,700  
(Family Professional Partnership/CSHCN)

Continuing Education/Distance Learning  
UNIVERSITY OF MINNESOTA  
Minneapolis, MN  
\$129,874  
(MCH Distance Learning)

Training CED/COR Pediatric and Child Psychiatry  
Regents of the University of Minnesota  
Minneapolis, MN  
\$15,000  
(Training CED/COR Pediatric and Child Psychiatry)

ADOLESCENT HEALTH TRAINING PROGRAM  
UNIVERSITY OF MINNESOTA  
Minneapolis, MN  
\$398,000  
(Leadership Education in Adolescent Health)

NURSING EDUCATION CHILDREN W/SPECIAL HEALTH NEEDS (LT-NURSING)  
UNIVERSITY OF MINNESOTA  
Minneapolis, MN  
\$180,000  
(Leadership Training in Nursing)

CENTER FOR ADOLESCENT NURSING LEADERSHIP  
UNIVERSITY OF MINNESOTA  
Minneapolis, MN  
\$180,000  
(Leadership Training in Nursing)

KONOPKA INSTITUTE FOR BEST PRACTICES IN ADOLESCENT HEALTH  
UNIVERSITY OF MINNESOTA  
Minneapolis, MN  
\$245,000  
(Adolescent Health/School-Based Health)

### **Traumatic Brain Injury**

Traumatic Brain Injury Implementation  
The State of Minnesota  
Saint Paul, MN  
\$118,600  
(Traumatic Brain Injury Implementation)

Traumatic Brain Injury Protection and Advocacy  
LEGAL AID SOCIETY OF MINNEAPOLIS  
Minneapolis, MN  
\$50,245  
(Traumatic Brain Injury Protection and Advocacy)



**Universal Newborn Hearing Screening**

UNIVERSAL NEWBORN HEARING SCREENING  
MINNESOTA DEPARTMENT OF HEALTH STATE TREASURER  
Saint Paul, MN  
\$150,000  
(Universal Newborn Hearing Screening and Intervention)

The administration of the MCH Block Grant is under the direction of the Administrator of the Section for Healthy Families and Youth (HFY), with oversight from the Director of the Division of Community and Public Health within the Missouri Department of Health and Senior Services. The Title V program supports needs assessment and activities designed to improve the health status of women, particularly mothers and women of reproductive age, and infants and children, including children with special health care needs. Funds are directed to supporting essential Maternal and Child Health services and prevention programs. Services under Title V administrative control include Missouri School Health Services Program, injury prevention activities, and the Adult Head Injury Services program. Numerous other programs and services funded through the MCH Block Grant, general revenue, and other funds are under the Title V Director's control and include Medicaid case management services, Elks Mobile Dental Unit, Chronic Disease Prevention, Environmental and Communicable Disease Control and others.

State Population: **5,878,415**  
Live Births: **81,388**

## MCH PARTNERSHIP FUNDS - FY 2007

Title V Federal-State Block Grant: **\$23,447,312**  
Other MCHB Grant Programs: **\$4,273,676**  
Bioterrorism Grant Program: **\$0**  
Total MCH Partnership Funds: **\$27,720,988**

## CONTACT INFORMATION

### For More Information on Title V:

#### Title V Program, Contact:

Melinda Sanders, MSN, RN  
Title V Director  
DCPH, MO Dept of Health & Senior Services  
Jefferson City, MO 65102  
573-751-6253  
573-751-6185  
Melinda.Sanders@dhss.mo.gov

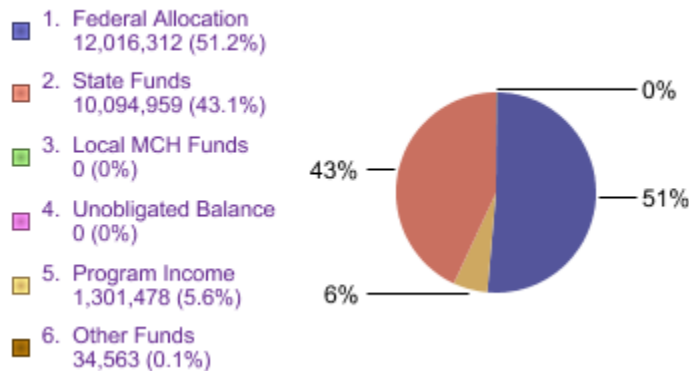
#### Title V Program's Services for Children with Special Health Care Needs, contact:

Gary Harbison  
CSHCN Director  
SHCN, DCPH, Mo Dept of Health & Snr Services  
Jefferson City, MO 65102  
573-751-6241  
573-751-6237  
Gary.Harbison@dhss.mo.gov

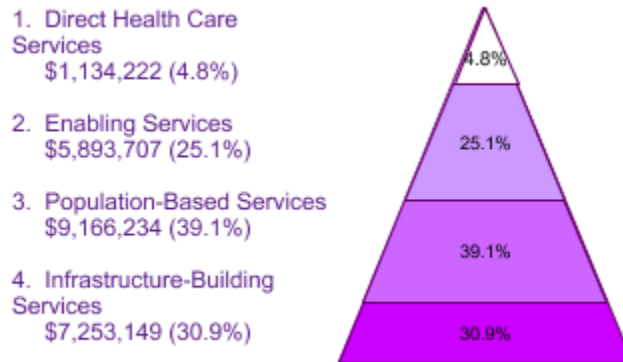
## TITLE V FEDERAL - STATE BLOCK GRANT EXPENDITURES

| By Number of Individuals Served and Population Group |                              |                      |             |
|--|------------------------------|----------------------|-------------|
| Populations Served                                   | Number of Individuals Served | Expenditures FY 2007 |             |
| Pregnant Women                                       | 43,136                       | \$1,328,130          | 5.7%        |
| Infants < 1 year old                                 | 81,100                       | \$1,743,700          | 7.4%        |
| Children 1 to 22 years old                           | 184,331                      | \$8,653,658          | 36.9%       |
| Children with Special Healthcare Needs               | 4,568                        | \$7,591,866          | 32.4%       |
| Others   | 20,164                       | \$2,941,804          | 12.5%       |
| Administration                                       |                              | \$1,188,154          | 5.1%        |
| <b>Totals</b>  | <b>333,299</b>               | <b>\$23,447,312</b>  | <b>100%</b> |

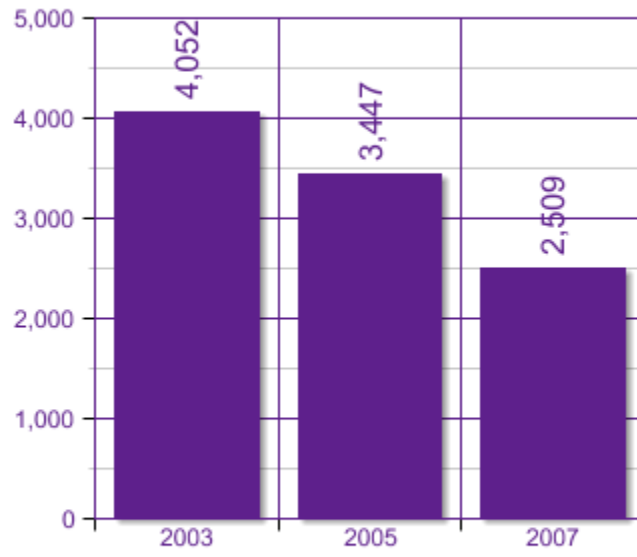
### By Source of Funds



### By Category of Services



## HOTLINE CALLS



(800) 835-5465  
en Español: 1-800-504-7081

## FAMILY PARTICIPATION IN CSHCN PROGRAM

|  |           |
|--|-----------|
| Family members participate on advisory committee or task forces and are offering training, mentoring, and reimbursement, when appropriate.           | 3         |
| Financial support (financial grants, technical assistance, travel, and child care) is offered for parent activities or parent groups.                | 3         |
| Family members are involved in the Children with Special Health Care Needs elements of the MCH Block Grant Application process.                      | 3         |
| Family members are involved in service training of CSHCN staff and providers.  | 1         |
| Family members hired as paid staff or consultants to the State CSHCN program (a family member is hired for his or her expertise as a family member). | 3         |
| Family members of diverse cultures are involved in all of the above activities.  | 1         |
| <b>FY 2007 Total:</b>  | <b>14</b> |
| <b>Total Possible:</b>   | <b>18</b> |

**Scale:**

- 0 = Not Met**
- 1 = Partially Met**
- 2 = Mostly Met**
- 3 = Completely Met**

## MATERNAL & CHILD HEALTH (MCH) MEASURES

| <b>Title V – MCH National Outcome Measures</b>  | <b>State 2007 Results</b> | <b>State 2012 Goal</b> |
|---|---------------------------|------------------------|
| The infant mortality rate per 1,000 live births.  | 7.5                       | 7.1                    |
| The ratio of the black infant mortality rate to the white infant mortality rate.  | 2.8                       | 2.3                    |
| The neonatal mortality rate per 1,000 live births.  | 5.0                       | 4.8                    |
| The postneonatal mortality rate per 1,000 live births.  | 2.5                       | 2.3                    |
| The perinatal mortality rate per 1,000 live births plus fetal deaths.   | 9.9                       | 9.7                    |
| The child death rate per 100,000 children aged 1 through 14.  | 22.6                      | 20.4                   |
| <b>Title V - MCH State Performance Measures</b>   | <b>State 2007 Results</b> | <b>State 2012 Goal</b> |
| Percent of women who have reported smoking during pregnancy.  | 17.7%                     | 15.3%                  |
| Percent of tobacco use among children 14-18 years of age.   | 23.8%                     | 21.3%                  |
| Percent of mothers who are prepregnancy overweight by 20% or more.  | 36.9%                     | 36.4%                  |
| Percent of high school students who met currently recommended levels of physical activity.  | 43.5%                     | 48.5%                  |
| Percent of women who enrolled in WIC during first trimester of pregnancy.   | 41.6%                     | 43.3%                  |
| The incidence of emergency room visits for diseases of teeth and jaw for children ages 15 and under per 1,000 population.   | 0.9                       | 0.8                    |
| The incidence of domestic violence per 100,000 population.  | 633.5                     | 656.8                  |
| Percent of women 18-44 years of age who reported frequent mental distress (FDM) for fourteen or more days during the past thirty days their mental health was not good. | 12.5%                     | 12.3%                  |
| Percent of special needs children ages 3-5 enrolled in public preschool programs.   | 5.0%                      | 5.2%                   |
| Percent of children ages 0-19 years old who received health care at a FQHC.   | 7.8%                      | 10%                    |

| Title V - MCH National Performance Measures   | State 2007 Results | State 2012 Goal |
|---|--------------------|-----------------|
| The percent of screen positive newborns who received timely follow up to definitive diagnosis and clinical management for condition(s) mandated by their State-sponsored newborn screening programs.            | 96.2%              | 100%            |
| The percent of children with special health care needs age 0 to 18 years whose families partner in decision making at all levels and are satisfied with the services they receive. (CSHCN survey)               | 64.1%              | 65.3%           |
| The percent of children with special health care needs age 0 to 18 who receive coordinated, ongoing, comprehensive care within a medical home. (CSHCN Survey)   | 51.8%              | 53%             |
| The percent of children with special health care needs age 0 to 18 whose families have adequate private and/or public insurance to pay for the services they need. (CSHCN Survey)                               | 64.8%              | 65%             |
| Percent of children with special health care needs age 0 to 18 whose families report the community-based service systems are organized so they can use them easily. (CSHCN Survey)                              | 90.1%              | 91.3%           |
| The percentage of youth with special health care needs who received the services necessary to make transitions to all aspects of adult life, including adult health care, work, and independence.               | 54.4%              | 54.6%           |
| Percent of 19 to 35 month olds who have received full schedule of age appropriate immunizations against Measles, Mumps, Rubella, Polio, Diphtheria, Tetanus, Pertussis, Haemophilus Influenza, and Hepatitis B. | 82.1%              | 87.2%           |
| The rate of birth (per 1,000) for teenagers aged 15 through 17 years.   | 21.6               | 20.6            |
| Percent of third grade children who have received protective sealants on at least one permanent molar tooth.  | 28.6%              | 35.6%           |
| The rate of deaths to children aged 14 years and younger caused by motor vehicle crashes per 100,000 children.  | 3.6                | 2.8             |
| The percent of mothers who breastfeed their infants at 6 months of age.   | 34.7%              | 35.7%           |
| Percentage of newborns who have been screened for hearing before hospital discharge.  | 97.1%              | 99%             |
| Percent of children without health insurance.   | 10.5%              | 10.3%           |
| Percentage of children, ages 2 to 5 years, receiving WIC services with a Body Mass Index (BMI) at or above the 85th percentile.   | 30.3%              | 28%             |
| Percentage of women who smoke in the last three months of pregnancy.  | 20.4%              | 18%             |
| The rate (per 100,000) of suicide deaths among youths aged 15 through 19.   | 8.5                | 6               |
| Percent of very low birth weight infants delivered at facilities for high-risk deliveries and neonates.   | 76.2%              | 81%             |
| Percent of infants born to pregnant women receiving prenatal care beginning in the first trimester.   | 84.1%              | 86.6%           |

## 2007 TITLE V AND MCHB DISCRETIONARY GRANTS

### Emergency Medical Services for Children (EMSC)

EMSC Partnership Grants  
MISSOURI DEPARTMENT OF HEALTH  
Jefferson City, MO  
\$115,000  
(EMSC Partnership Grants)

EMSC Targeted Issue Grants  
WASHINGTON UNIVERSITY, SCHOOL OF MEDICINE  
Saint Louis, MO  
\$198,623  
(EMSC Targeted Issue Grants)

### Healthy Start

HEALTHY START INITIATIVE  
Maternal & Child Health Coalition  
Kansas City, MO  
\$1,500,000  
(Healthy Start Initiative-Eliminating Racial/Ethnic Disparities)

Healthy Start Initiative-Eliminating Racial/Ethnic Disparities  
Maternal, Child and Family Health Coalition of Metropolitan St. Louis  
St. Louis, MO  
\$550,000  
(Healthy Start Initiative-Eliminating Racial/Ethnic Disparities)

Healthy Start Initiative-Eliminating Racial/Ethnic Disparities  
Missouri Bootheel Regional Consortium, Inc.  
Portageville, MO  
\$900,000  
(Healthy Start Initiative-Eliminating Racial/Ethnic Disparities)

### Title V - Community Integrated Service Systems (CISS)

Community-Based Integrated Service Systems (Local/State)  
MISSOURI DEPARTMENT OF HEALTH  
Jefferson City, MO  
\$140,000  
(Community-Based Integrated Service Systems (Local/State))



**Title V - Special Projects of Regional and National Significance (SPRANS)**

Health Families Expansion Program  
SOUTH SIDE DAY NURSERY  
Saint Louis, MO  
\$50,000  
(Healthy Tomorrows Partnership for Children Program)

STATE SYSTEMS DEVELOPMENT INITIATIVE  
MISSOURI DEPARTMENT OF HEALTH  
Jefferson City, MO  
\$94,644  
(State Systems Development Initiative)

GREAT PLAINS REGIONAL HEMOPHILIA DIAGNOSTIC TREATMENT CENTERS PROGRAM  
CHILDREN'S MERCY HOSP (KANSAS CITY, MO)  
Kansas City, MO  
\$405,000  
(Hemophilia Treatment Centers (SPRANS))

**Traumatic Brain Injury**

Traumatic Brain Injury Implementation  
MISSOURI DEPARTMENT OF HEALTH  
Jefferson City, MO  
\$118,600  
(Traumatic Brain Injury Implementation)

Traumatic Brain Injury Protection and Advocacy  
MISSOURI PROTECTION & ADVOCACY SERVICES  
Jefferson City, MO  
\$51,809  
(Traumatic Brain Injury Protection and Advocacy)

**Universal Newborn Hearing Screening**

UNIVERSAL NEWBORN HEARING SCREENING  
MISSOURI DEPARTMENT OF HEALTH  
Jefferson City, MO  
\$150,000  
(Universal Newborn Hearing Screening and Intervention)

# NORTHERN MARIANA ISLANDS

The MCH Federal-State Partnership - 2007

The CNMI's State MCH Program, including Children with Special Health Care Needs, is administered through the Division of Public Health, Department of Public Health. A Deputy Secretary oversees the Division. The MCH Program work with all programs at the Division and collaborate and partner with other agencies, both private and governmental, to assist in its work to emphasize lifestyle behavioral changes especially with health care practices, diet, and physical fitness and to ensure access and continuity of care.

Maternal and child health services are provided at the following:

- Southern Community Wellness Center located in the village of San Antonio;
- Women's and Children's Clinic located in the village of Garapan at the Commonwealth Health Center;
- Children's Developmental Assistance Center located in the village of Garapan; Adolescent Health Center; and
- Rota and Tinian Health Center.

Services are provided in collaboration with other agencies, both private and governmental. For example, through a memorandum of agreement, immunization services are provided at five private health clinics on the island of Saipan.

State Population: **84,546**

Live Births: **1,422**

## MCH PARTNERSHIP FUNDS - FY 2007

Title V Federal-State Block Grant: **\$1,807,944**

Other MCHB Grant Programs: **\$566,424**

Bioterrorism Grant Program: **\$0**

Total MCH Partnership Funds: **\$2,374,368**

## CONTACT INFORMATION

### For More Information on Title V:

#### Title V Program, Contact:

Margarita Torres Aldan  
MCH Program Coordinator  
P.O. Box 500409  
Saipan, MP 96950-0409  
670-236-8703  
670-236-8700  
mtaldan@gmail.com

**Title V Program's Services for Children with Special Health Care Needs, contact:**

Shiella Perez

CSHCN Coordinator

P.O. Box 500409

Saipan, MP 96950-0409

670-664-4830

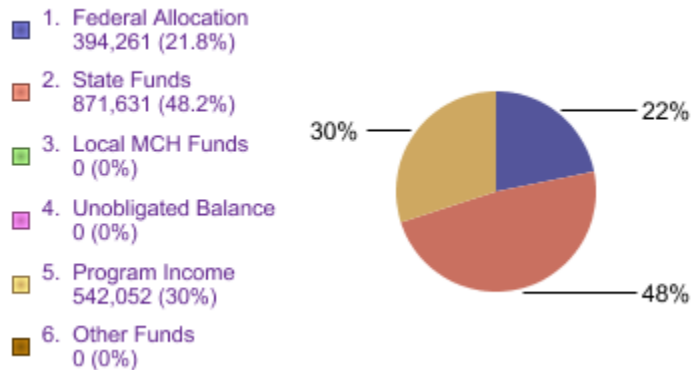
670-236-8700

[shiellap@yahoo.com](mailto:shiellap@yahoo.com)

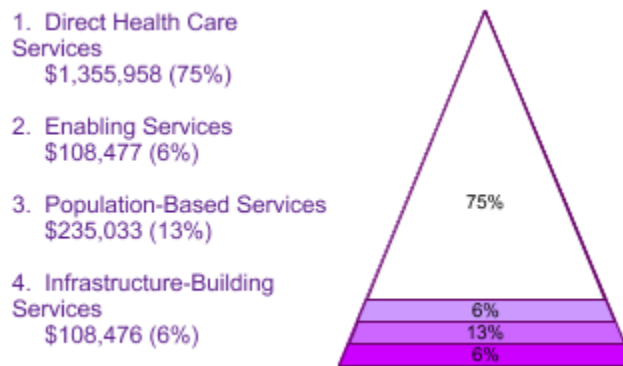
## TITLE V FEDERAL - STATE BLOCK GRANT EXPENDITURES

| By Number of Individuals Served and Population Group |                              |                      |             |
|--|------------------------------|----------------------|-------------|
| Populations Served                                   | Number of Individuals Served | Expenditures FY 2007 |             |
| Pregnant Women                                       | 1,596                        | \$361,589            | 20%         |
| Infants < 1 year old                                 | 3,202                        | \$198,874            | 11%         |
| Children 1 to 22 years old                           | 17,940                       | \$343,509            | 19%         |
| Children with Special Healthcare Needs               | 219                          | \$614,701            | 34%         |
| Others   | 32,948                       | \$108,476            | 6%          |
| Administration                                       |                              | \$180,795            | 10%         |
| <b>Totals</b>  | <b>55,905</b>                | <b>\$1,807,944</b>   | <b>100%</b> |

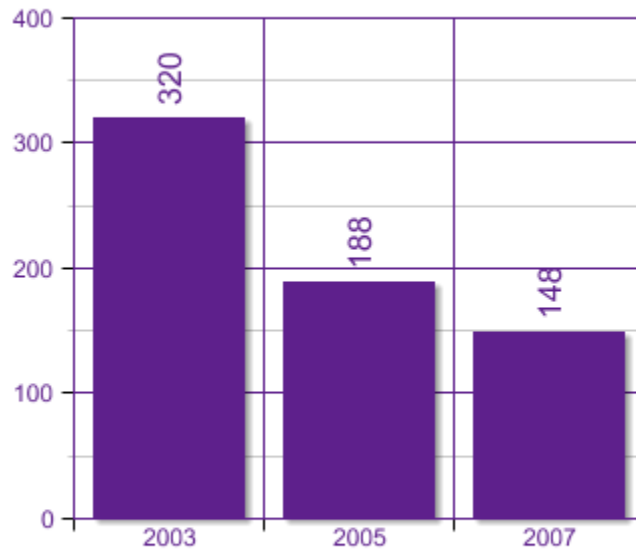
### By Source of Funds



### By Category of Services



**HOTLINE CALLS**



670-664-4850/51  
en Espanol: 1-800-504-7081

## FAMILY PARTICIPATION IN CSHCN PROGRAM

|  |           |
|--|-----------|
| Family members participate on advisory committee or task forces and are offering training, mentoring, and reimbursement, when appropriate.           | 2         |
| Financial support (financial grants, technical assistance, travel, and child care) is offered for parent activities or parent groups.                | 1         |
| Family members are involved in the Children with Special Health Care Needs elements of the MCH Block Grant Application process.                      | 2         |
| Family members are involved in service training of CSHCN staff and providers.  | 3         |
| Family members hired as paid staff or consultants to the State CSHCN program (a family member is hired for his or her expertise as a family member). | 3         |
| Family members of diverse cultures are involved in all of the above activities.  | 2         |
| <b>FY 2007 Total:</b>  | <b>13</b> |
| <b>Total Possible:</b>   | <b>18</b> |

**Scale:**

- 0 = Not Met
- 1 = Partially Met
- 2 = Mostly Met
- 3 = Completely Met

## MATERNAL & CHILD HEALTH (MCH) MEASURES

| <b>Title V – MCH National Outcome Measures</b>   | <b>State 2007 Results</b> | <b>State 2012 Goal</b> |
|--|---------------------------|------------------------|
| The infant mortality rate per 1,000 live births.   | 4.3                       | 4.9                    |
| The ratio of the black infant mortality rate to the white infant mortality rate.                             | 0.0                       | *                      |
| The neonatal mortality rate per 1,000 live births.   | 2.9                       | 2.9                    |
| The postneonatal mortality rate per 1,000 live births.   | 1.4                       | 1.4                    |
| The perinatal mortality rate per 1,000 live births plus fetal deaths.  | 11.4                      | 10                     |
| The child death rate per 100,000 children aged 1 through 14.   | 5.7                       | 23                     |
| <b>Title V - MCH State Performance Measures</b>  | <b>State 2007 Results</b> | <b>State 2012 Goal</b> |
| The percent of unplanned pregnancies of birth (per 1,000) for women aged 15-44 years                         | 78.8%                     | 50%                    |
| Percent of women who have ever received a pap smear.   | 6.8%                      | 8%                     |
| Percent of women who have ever received a mammogram.   | 6.5%                      | 12.5%                  |
| Percent of eligible infants with disabilities under the age of 1 year receiving early intervention services. | 30.3                      | 50                     |
| The rate of chlamydia for adolescents aged 13-19 years.  | 4.5                       | 6                      |
| The degree to which State provides nutrition education information to children aged 6 through 11 years.      | 15.1%                     | 55%                    |
| The percent of pregnant women that are screened for chlamydia.   | 102.9%                    | 100%                   |

| Title V - MCH National Performance Measures   | State 2007 Results | State 2012 Goal |
|---|--------------------|-----------------|
| The percent of screen positive newborns who received timely follow up to definitive diagnosis and clinical management for condition(s) mandated by their State-sponsored newborn screening programs.            | 98.1%              | 98.5%           |
| The percent of children with special health care needs age 0 to 18 years whose families partner in decision making at all levels and are satisfied with the services they receive. (CSHCN survey)               | 87.0%              | 88.1%           |
| The percent of children with special health care needs age 0 to 18 who receive coordinated, ongoing, comprehensive care within a medical home. (CSHCN Survey)   | 68.0%              | 70%             |
| The percent of children with special health care needs age 0 to 18 whose families have adequate private and/or public insurance to pay for the services they need. (CSHCN Survey)                               | 68.6%              | 70%             |
| Percent of children with special health care needs age 0 to 18 whose families report the community-based service systems are organized so they can use them easily. (CSHCN Survey)                              | 43.2%              | 46.1%           |
| The percentage of youth with special health care needs who received the services necessary to make transitions to all aspects of adult life, including adult health care, work, and independence.               | 5.9%               | 8%              |
| Percent of 19 to 35 month olds who have received full schedule of age appropriate immunizations against Measles, Mumps, Rubella, Polio, Diphtheria, Tetanus, Pertussis, Haemophilus Influenza, and Hepatitis B. | 76.9%              | 89%             |
| The rate of birth (per 1,000) for teenagers aged 15 through 17 years.   | 26.8               | 26.5            |
| Percent of third grade children who have received protective sealants on at least one permanent molar tooth.  | 65.9%              | 69%             |
| The rate of deaths to children aged 14 years and younger caused by motor vehicle crashes per 100,000 children.  | 0.0                | 30              |
| The percent of mothers who breastfeed their infants at 6 months of age.   | 35.0%              | 50%             |
| Percentage of newborns who have been screened for hearing before hospital discharge.  | 97.7%              | 99%             |
| Percent of children without health insurance.   | 45.7%              | 45%             |
| Percentage of children, ages 2 to 5 years, receiving WIC services with a Body Mass Index (BMI) at or above the 85th percentile.   | 0.0%               | 50%             |
| Percentage of women who smoke in the last three months of pregnancy.  | 100.0%             | 45%             |
| The rate (per 100,000) of suicide deaths among youths aged 15 through 19.   | 0.0                | 0               |
| Percent of very low birth weight infants delivered at facilities for high-risk deliveries and neonates.   | 100.0%             | 1%              |
| Percent of infants born to pregnant women receiving prenatal care beginning in the first trimester.   | 29.1%              | 31%             |



## 2007 TITLE V AND MCHB DISCRETIONARY GRANTS

### Emergency Medical Services for Children (EMSC)

EMSC Partnership Grants  
COMMONWEALTH OF THE NORTHERN MARIANAS ISLANDS  
Saipan, MP  
\$115,000  
(EMSC Partnership Grants)

### Title V - Community Integrated Service Systems (CISS)

Community-Based Integrated Service Systems (Local/State)  
Commonwealth Health Center  
SAIPAN, MP  
\$140,000  
(Community-Based Integrated Service Systems (Local/State))

### Title V - Special Projects of Regional and National Significance (SPRANS)

CNMI MCH DATA SYSTEM LINKAGE AND TRAINING INITIATIVE  
Commonwealth of the Northern Mariana Islands  
Saipan, MP  
\$94,644  
(State Systems Development Initiative)

### Traumatic Brain Injury

Traumatic Brain Injury Implementation  
COMMONWEALTH OF THE NORTHERN MARIANAS ISLANDS  
Saipan, MP  
\$70,000  
(Traumatic Brain Injury Implementation)

Traumatic Brain Injury Protection and Advocacy  
NORTHERN MARIANAS  
SAIPAN, MP  
\$20,000  
(Traumatic Brain Injury Protection and Advocacy)

### Universal Newborn Hearing Screening

UNIVERSAL NEWBORN HEARING SCREENING  
Commonwealth of the Northern Mariana Islands  
Saipan, MP  
\$126,780  
(Universal Newborn Hearing Screening and Intervention)

The Mississippi State Department of Health (MSDH) is the state agency responsible for administering the Title V program in Mississippi. Maternal and Child Health (MCH) Block Grant funds are allocated in the MSDH central office to the Offices of Women's Health and Child/Adolescent Health. The Children's Medical Program (CMP) is the program of services for Children with Special Health Care Needs, and is located organizationally within Health Services (HS), which is responsible for all maternal and child health functions. These two HS Offices provide services for the three major populations targeted by the MCH Block Grant; pregnant women, infants, children, and children with special health care needs. Health Services is also responsible for administering the statewide Family Planning program and the Women, Infants, and Children (WIC) Supplemental Food Program.

State Population: **2,918,785**  
Live Births: **46,069**

## MCH PARTNERSHIP FUNDS - FY 2007

Title V Federal-State Block Grant: **\$18,732,933**  
Other MCHB Grant Programs: **\$1,330,333**  
Bioterrorism Grant Program: **\$0**  
Total MCH Partnership Funds: **\$20,063,266**

## CONTACT INFORMATION

### For More Information on Title V:

#### Title V Program, Contact:

Daniel R. Bender  
DH Office Director  
Mississippi State Department of Health  
Jackson, Mississippi 39215-1700  
(601)576-7472  
(601)576-7825  
daniel.bender@msdh.state.ms.us  
www.msdh.state.ms.us

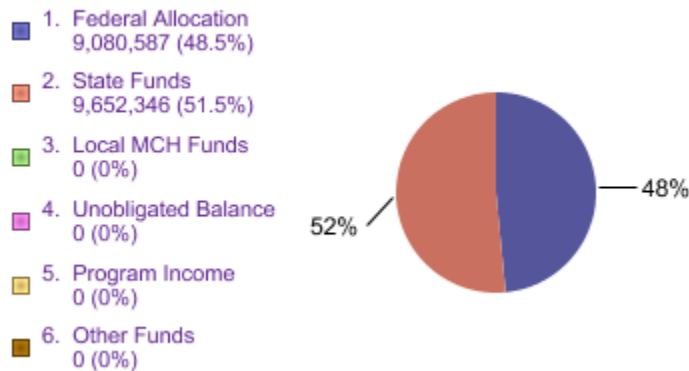
#### Title V Program's Services for Children with Special Health Care Needs, contact:

Lawrence Clark  
Director of Children's Medical Program  
Children's Medical Program, P.O. Box 1700  
Jackson, Mississippi 39215-1700  
(601)987-3965  
601)987-5560  
lawrence.clark@msdh.state.ms.us  
www.msdh.state.ms.us

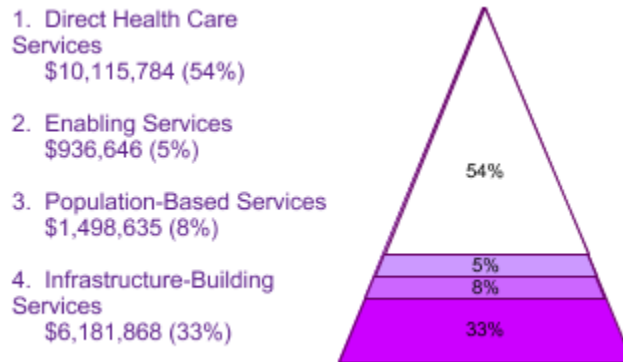
## TITLE V FEDERAL - STATE BLOCK GRANT EXPENDITURES

| By Number of Individuals Served and Population Group |                              |                      |             |
|--|------------------------------|----------------------|-------------|
| Populations Served                                   | Number of Individuals Served | Expenditures FY 2007 |             |
| Pregnant Women                                       | 22,154                       | \$9,558,273          | 51%         |
| Infants < 1 year old                                 | 46,046                       | \$0                  | 0%          |
| Children 1 to 22 years old                           | 34,249                       | \$4,216,377          | 22.5%       |
| Children with Special Healthcare Needs               | 3,069                        | \$4,214,895          | 22.5%       |
| Others   | 101,377                      | \$0                  | 0%          |
| Administration                                       |                              | \$743,388            | 4%          |
| <b>Totals</b>  | <b>206,895</b>               | <b>\$18,732,933</b>  | <b>100%</b> |

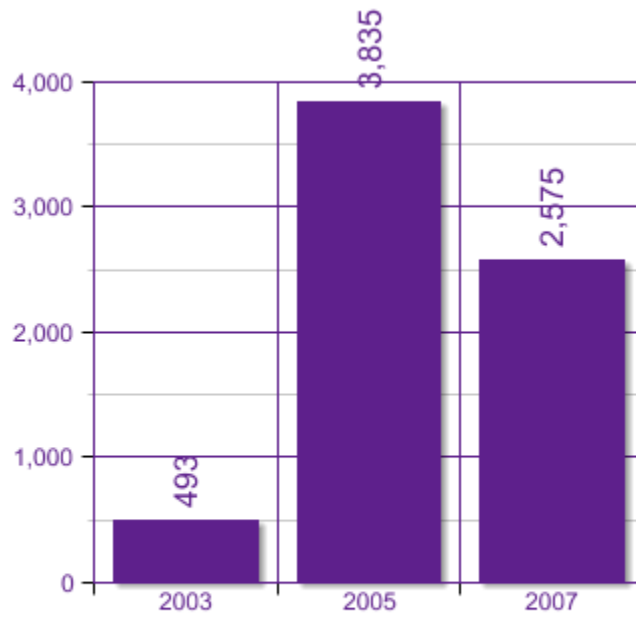
### By Source of Funds



### By Category of Services



**HOTLINE CALLS**



(800) 721-7222  
en Espanol: 1-800-504-7081

## FAMILY PARTICIPATION IN CSHCN PROGRAM

|  |           |
|--|-----------|
| Family members participate on advisory committee or task forces and are offering training, mentoring, and reimbursement, when appropriate.           | 2         |
| Financial support (financial grants, technical assistance, travel, and child care) is offered for parent activities or parent groups.                | 2         |
| Family members are involved in the Children with Special Health Care Needs elements of the MCH Block Grant Application process.                      | 2         |
| Family members are involved in service training of CSHCN staff and providers.  | 2         |
| Family members hired as paid staff or consultants to the State CSHCN program (a family member is hired for his or her expertise as a family member). | 2         |
| Family members of diverse cultures are involved in all of the above activities.  | 2         |
| <b>FY 2007 Total:</b>  | <b>12</b> |
| <b>Total Possible:</b>   | <b>18</b> |

**Scale:**

- 0 = Not Met**
- 1 = Partially Met**
- 2 = Mostly Met**
- 3 = Completely Met**

## MATERNAL & CHILD HEALTH (MCH) MEASURES

| <b>Title V – MCH National Outcome Measures</b>   | <b>State 2007 Results</b> | <b>State 2012 Goal</b> |
|--|---------------------------|------------------------|
| The infant mortality rate per 1,000 live births.   | 10.1                      | 9.3                    |
| The ratio of the black infant mortality rate to the white infant mortality rate.   | 2.1                       | 2                      |
| The neonatal mortality rate per 1,000 live births.   | 6.1                       | 5.6                    |
| The postneonatal mortality rate per 1,000 live births.   | 4.0                       | 3.6                    |
| The perinatal mortality rate per 1,000 live births plus fetal deaths.  | 10.4                      | 8.7                    |
| The child death rate per 100,000 children aged 1 through 14.   | 30.6                      | 29.1                   |
| <b>Title V - MCH State Performance Measures</b>  | <b>State 2007 Results</b> | <b>State 2012 Goal</b> |
| Percent of children on Medicaid and SCHIP who receive EPSDT and preventive health services well child visits.                  | 35.3%                     | 45%                    |
| Current percent of cigarette smoking among adolescents grades 6-12.  | 19.2%                     | 18%                    |
| Percent of pregnant women who smoke  | 11.8%                     | 10.5%                  |
| Percent of children with genetic disorders identified through the MSDH newborn screening who receive case management services. | 1.0%                      | 100%                   |
| The Rate of Repeat Birth (per 1000) for Adolescents Less Than 18 Years Old   | 120.0                     | 104                    |
| Percent of children ages 0-5 on WIC classified as overweight   | 1.9%                      | 11.8%                  |
| Percent of adolescents in grades 6-12 who are overweight or at risk for becoming overweight                                    | 35.8%                     | 25%                    |
| Percent of Medicaid eligible children ages 1-5 reported to have had at least one preventive dental service                     | 26.8%                     | 32%                    |

| Title V - MCH National Performance Measures   | State 2007 Results | State 2012 Goal |
|---|--------------------|-----------------|
| The percent of screen positive newborns who received timely follow up to definitive diagnosis and clinical management for condition(s) mandated by their State-sponsored newborn screening programs.            | 100.0%             | 100%            |
| The percent of children with special health care needs age 0 to 18 years whose families partner in decision making at all levels and are satisfied with the services they receive. (CSHCN survey)               | 60.4%              | 64.5%           |
| The percent of children with special health care needs age 0 to 18 who receive coordinated, ongoing, comprehensive care within a medical home. (CSHCN Survey)   | 45.0%              | 48.2%           |
| The percent of children with special health care needs age 0 to 18 whose families have adequate private and/or public insurance to pay for the services they need. (CSHCN Survey)                               | 58.8%              | 70.2%           |
| Percent of children with special health care needs age 0 to 18 whose families report the community-based service systems are organized so they can use them easily. (CSHCN Survey)                              | 90.9%              | 93.5%           |
| The percentage of youth with special health care needs who received the services necessary to make transitions to all aspects of adult life, including adult health care, work, and independence.               | 30.9%              | 37.5%           |
| Percent of 19 to 35 month olds who have received full schedule of age appropriate immunizations against Measles, Mumps, Rubella, Polio, Diphtheria, Tetanus, Pertussis, Haemophilus Influenza, and Hepatitis B. | 80.5%              | 85.2%           |
| The rate of birth (per 1,000) for teenagers aged 15 through 17 years.   | 32.4               | 29.7            |
| Percent of third grade children who have received protective sealants on at least one permanent molar tooth.  | 7.5%               | 10%             |
| The rate of deaths to children aged 14 years and younger caused by motor vehicle crashes per 100,000 children.  | 7.9                | 6.1             |
| The percent of mothers who breastfeed their infants at 6 months of age.   | 18%                | 19.5%           |
| Percentage of newborns who have been screened for hearing before hospital discharge.  | 97.1%              | 98.8%           |
| Percent of children without health insurance.   | 12.6%              | 10.2%           |
| Percentage of children, ages 2 to 5 years, receiving WIC services with a Body Mass Index (BMI) at or above the 85th percentile.   | 33.0%              | 29.5%           |
| Percentage of women who smoke in the last three months of pregnancy.  | 14.0%              | 12.5%           |
| The rate (per 100,000) of suicide deaths among youths aged 15 through 19.   | 7.2                | 5.9             |
| Percent of very low birth weight infants delivered at facilities for high-risk deliveries and neonates.   | 31.1%              | 32.5%           |
| Percent of infants born to pregnant women receiving prenatal care beginning in the first trimester.   | 84.9%              | 91.4%           |

## 2007 TITLE V AND MCHB DISCRETIONARY GRANTS

### Emergency Medical Services for Children (EMSC)

EMSC Partnership Grants  
MISSISSIPPI STATE DEPARTMENT OF HEALTH  
Jackson, MS  
\$115,000  
(EMSC Partnership Grants)

### Healthy Start

DELTA HEALTHPARTNERS HEALTHY START INIATIVE-ELIMINATING DISPARITIES IN  
PERINATAL  
TOUGALOO COLLEGE  
TOUGALOO, MS  
\$775,000  
(Healthy Start Initiative-Eliminating Racial/Ethnic Disparities)

### Title V - Special Projects of Regional and National Significance (SPRANS)

Healthy Tomorrows Partnership for Children Program  
CATCH KIDS, INC.  
TUPELO, MS  
\$49,989  
(Healthy Tomorrows Partnership for Children Program)

MISSISSIPPI STATE SYSTEMS DEVELOPMENT INITIATIVE  
MISSISSIPPI STATE DEPARTMENT OF HEALTH  
Jackson, MS  
\$94,644  
(State Systems Development Initiative)

Family Professional Partnership/CSHCN  
UNIVERSITY OF SOUTHERN MISSISSIPPI  
HATTIESBURG, MS  
\$95,700  
(Family Professional Partnership/CSHCN)

### Traumatic Brain Injury

Traumatic Brain Injury Protection and Advocacy  
MS Protection & Advocacy System, Inc  
Jackson, MS  
\$50,000  
(Traumatic Brain Injury Protection and Advocacy)



**Universal Newborn Hearing Screening**

Universal Newborn Hearing Screening and Intervention  
MISSISSIPPI STATE DEPARTMENT OF HEALTH  
Jackson, MS  
\$150,000  
(Universal Newborn Hearing Screening and Intervention)

The Family and Community Health Bureau, housed within the Public Health and Safety Division, is the administrative entity for Title V services in Montana. The Title V funding is allocated to several FCHB Sections, including the Children's With Special Health Care Needs; Child, Adolescent, and Community Health; Women's and Men's Health; and Maternal and Child Health Coordination and also to local public health departments.

State Population: **957,861**  
Live Births: **12,506**

## MCH PARTNERSHIP FUNDS - FY 2007

Title V Federal-State Block Grant: **\$7,847,085**  
Other MCHB Grant Programs: **\$718,241**  
Bioterrorism Grant Program: **\$0**  
Total MCH Partnership Funds: **\$8,565,326**

## CONTACT INFORMATION

### For More Information on Title V:

#### Title V Program, Contact:

Ann M. Buss  
MCH BG Project Director  
1218 East 6th Avenue  
Helena, MT 59601  
406-444-4119  
406-444-2606  
ahagenbuss@mt.gov

#### Title V Program's Services for Children with Special Health Care Needs, contact:

Denise Brunett  
CSHS Supervisor  
1218 East 6th Avenue  
Helena, MT 59601  
406-444-3617  
406-444-2750  
dbrunett@mt.gov

## TITLE V FEDERAL - STATE BLOCK GRANT EXPENDITURES

| By Number of Individuals Served and Population Group |                              |                      |             |
|--|------------------------------|----------------------|-------------|
| Populations Served                                   | Number of Individuals Served | Expenditures FY 2007 |             |
| Pregnant Women                                       | 3,539                        | \$1,327,766          | 16.9%       |
| Infants < 1 year old                                 | 12,341                       | \$1,178,535          | 15%         |
| Children 1 to 22 years old                           | 68,548                       | \$2,439,391          | 31.1%       |
| Children with Special Healthcare Needs               | 4,934                        | \$1,464,925          | 18.7%       |
| Others   | 24,597                       | \$1,126,823          | 14.4%       |
| Administration                                       |                              | \$309,645            | 3.9%        |
| <b>Totals</b>  | <b>113,959</b>               | <b>\$7,847,085</b>   | <b>100%</b> |

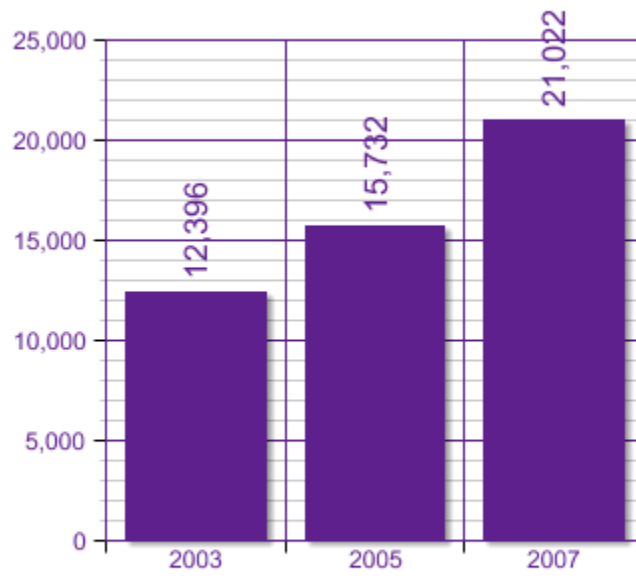
  

| By Source of Funds   |  |
|--|--|
| <ul style="list-style-type: none"> <li>1. Federal Allocation<br/>2,462,574 (31.4%)</li> <li>2. State Funds<br/>1,416,911 (18.1%)</li> <li>3. Local MCH Funds<br/>3,165,000 (40.3%)</li> <li>4. Unobligated Balance<br/>0 (0%)</li> <li>5. Program Income<br/>802,600 (10.2%)</li> <li>6. Other Funds<br/>0 (0%)</li> </ul> |  |

| By Category of Services   |  |
|---|--|
| <ul style="list-style-type: none"> <li>1. Direct Health Care Services<br/>\$2,881,625 (36.7%)</li> <li>2. Enabling Services<br/>\$2,138,691 (27.3%)</li> <li>3. Population-Based Services<br/>\$1,768,019 (22.5%)</li> <li>4. Infrastructure-Building Services<br/>\$1,058,750 (13.5%)</li> </ul> |  |

**HOTLINE CALLS**



8875437669  
en Español: 1-800-504-7081

## FAMILY PARTICIPATION IN CSHCN PROGRAM

|  |           |
|--|-----------|
| Family members participate on advisory committee or task forces and are offering training, mentoring, and reimbursement, when appropriate.           | 2         |
| Financial support (financial grants, technical assistance, travel, and child care) is offered for parent activities or parent groups.                | 2         |
| Family members are involved in the Children with Special Health Care Needs elements of the MCH Block Grant Application process.                      | 0         |
| Family members are involved in service training of CSHCN staff and providers.  | 1         |
| Family members hired as paid staff or consultants to the State CSHCN program (a family member is hired for his or her expertise as a family member). | 0         |
| Family members of diverse cultures are involved in all of the above activities.  | 1         |
| <b>FY 2007 Total:</b>  | <b>6</b>  |
| <b>Total Possible:</b>   | <b>18</b> |

**Scale:**

- 0 = Not Met**
- 1 = Partially Met**
- 2 = Mostly Met**
- 3 = Completely Met**

## MATERNAL & CHILD HEALTH (MCH) MEASURES

| <b>Title V – MCH National Outcome Measures</b>  | <b>State 2007 Results</b> | <b>State 2012 Goal</b> |
|---|---------------------------|------------------------|
| The infant mortality rate per 1,000 live births.  | 5.3                       | 4.7                    |
| The ratio of the black infant mortality rate to the white infant mortality rate.  | 0.0                       | 1                      |
| The neonatal mortality rate per 1,000 live births.  | 3.2                       | 2.5                    |
| The postneonatal mortality rate per 1,000 live births.  | 2.4                       | 2.2                    |
| The perinatal mortality rate per 1,000 live births plus fetal deaths.   | 4.8                       | 4.8                    |
| The child death rate per 100,000 children aged 1 through 14.  | 21.2                      | 8                      |
| <b>Title V - MCH State Performance Measures</b>   | <b>State 2007 Results</b> | <b>State 2012 Goal</b> |
| Percent of unintended pregnancy.  | 71.5%                     | 60%                    |
| Percent of women who abstain from alcohol use in pregnancy.   | 97.2%                     | 98%                    |
| Percent of state fetal/infant/child deaths reviewed for preventability by local review teams.   | 75.8%                     | 92%                    |
| Percent of Medicaid eligible children who receive dental services as part of their comprehensive services.                                | 26.0%                     | 30%                    |
| Percent of pregnant women who abstain from cigarette smoking.   | 81.8%                     | 83%                    |
| Rate of firearm deaths among youth aged 5-19.   | 5.3                       | 5                      |
| Percent of low birth weight infants among all live births.  | 7.2%                      | 6%                     |
| Percent of Montana public middle and secondary schools that include comprehensive sexuality education as part of their health curriculum. | 62.6%                     | 70%                    |

| Title V - MCH National Performance Measures   | State 2007 Results | State 2012 Goal |
|---|--------------------|-----------------|
| The percent of screen positive newborns who received timely follow up to definitive diagnosis and clinical management for condition(s) mandated by their State-sponsored newborn screening programs.            | 100.0%             | 100%            |
| The percent of children with special health care needs age 0 to 18 years whose families partner in decision making at all levels and are satisfied with the services they receive. (CSHCN survey)               | 56.5%              | 56.5%           |
| The percent of children with special health care needs age 0 to 18 who receive coordinated, ongoing, comprehensive care within a medical home. (CSHCN Survey)   | 45.9%              | 50%             |
| The percent of children with special health care needs age 0 to 18 whose families have adequate private and/or public insurance to pay for the services they need. (CSHCN Survey)                               | 55.2%              | 57%             |
| Percent of children with special health care needs age 0 to 18 whose families report the community-based service systems are organized so they can use them easily. (CSHCN Survey)                              | 88.6%              | 90%             |
| The percentage of youth with special health care needs who received the services necessary to make transitions to all aspects of adult life, including adult health care, work, and independence.               | 46.2%              | 47.5%           |
| Percent of 19 to 35 month olds who have received full schedule of age appropriate immunizations against Measles, Mumps, Rubella, Polio, Diphtheria, Tetanus, Pertussis, Haemophilus Influenza, and Hepatitis B. | 74.9%              | 80%             |
| The rate of birth (per 1,000) for teenagers aged 15 through 17 years.   | 16.4               | 15              |
| Percent of third grade children who have received protective sealants on at least one permanent molar tooth.  | 45.9%              | 46%             |
| The rate of deaths to children aged 14 years and younger caused by motor vehicle crashes per 100,000 children.  | 3.9                | 4               |
| The percent of mothers who breastfeed their infants at 6 months of age.   | 53.8%              | 56%             |
| Percentage of newborns who have been screened for hearing before hospital discharge.  | 93.1%              | 95%             |
| Percent of children without health insurance.   | 14%                | 14%             |
| Percentage of children, ages 2 to 5 years, receiving WIC services with a Body Mass Index (BMI) at or above the 85th percentile.   | 33.6%              | 27%             |
| Percentage of women who smoke in the last three months of pregnancy.  | 15.9%              | 13%             |
| The rate (per 100,000) of suicide deaths among youths aged 15 through 19.   | 8.9                | 9               |
| Percent of very low birth weight infants delivered at facilities for high-risk deliveries and neonates.   | 86.8%              | 91%             |
| Percent of infants born to pregnant women receiving prenatal care beginning in the first trimester.   | 83.3%              | 85%             |

## 2007 TITLE V AND MCHB DISCRETIONARY GRANTS

### Emergency Medical Services for Children (EMSC)

EMSC Partnership Grants  
MONTANA DEPT OF PUBLIC HEALTH AND HUMAN SERVICES  
Helena, MT  
\$115,000  
(EMSC Partnership Grants)

### Title V - Community Integrated Service Systems (CISS)

Community-Based Integrated Service Systems (Local/State)  
MONTANA DEPARTMENT OF PUBLIC HEALTH AND HUMAN SERVICES  
Helena, MT  
\$140,000  
(Community-Based Integrated Service Systems (Local/State))

### Title V - Special Projects of Regional and National Significance (SPRANS)

Health Families Expansion Program  
MISSOULA CITY-COUNTY HEALTH DEPARTMENT  
MISSOULA, MT  
\$50,000  
(Healthy Tomorrows Partnership for Children Program)

IMPROVING MONTANA'S DATA CAPACITY FOR MCH ANALYSIS  
MT ST DEPT OF PUBLIC HLTH & HUMAN SERVICES  
Helena, MT  
\$94,644  
(State Systems Development Initiative)

### Traumatic Brain Injury

Traumatic Brain Injury Implementation  
MONTANA DEPT OF PUBLIC HEALTH AND HUMAN SERVICES  
Helena, MT  
\$118,597  
(Traumatic Brain Injury Implementation)

Traumatic Brain Injury Protection and Advocacy  
MONTANA ADVOCACY PROGRAM INC  
HELENA, MT  
\$50,000  
(Traumatic Brain Injury Protection and Advocacy)



**Universal Newborn Hearing Screening**

Universal Newborn Hearing Screening and Intervention  
MONTANA DEPT OF PUBLIC HEALTH AND HUMAN SERVICES  
Helena, MT  
\$150,000  
(Universal Newborn Hearing Screening and Intervention)

# NORTH CAROLINA

The MCH Federal-State  
Partnership - 2007

The Title V Maternal and Child Health Block Grant is administered by the NC Department of Health and Human Services, Division of Public Health, Women's and Children's Health Section. Programs and services within the Women's and Children's Health Section's administrative control include: Maternal Health Services, Women's Preventive Health Services (including the Title X program), Children's Preventive Health Services, Children's Specialized Health Services, Genetic Services, Immunization Services, Early Intervention Services, and Nutrition Services (including the Special Supplemental Nutrition Program for Women, Infants, and Children [WIC], Child and Adult Care Food Program, and Summer Food Service Program for Children).

State Population: **9,061,032**  
Live Births: **127,841**

## MCH PARTNERSHIP FUNDS - FY 2007

Title V Federal-State Block Grant: **\$232,448,508**  
Other MCHB Grant Programs: **\$7,189,670**  
Bioterrorism Grant Program: **\$0**  
Total MCH Partnership Funds: **\$239,638,178**

## CONTACT INFORMATION

### For More Information on Title V:

#### Title V Program, Contact:

Kevin Ryan  
Chief, Women's and Children's Health Section  
WCHS/DPH MSC 1928  
Raleigh, NC 27699-1928  
919-707-5512  
919-870-4828  
kevin.ryan@ncmail.net  
<http://wch.dhhs.state.nc.us/>

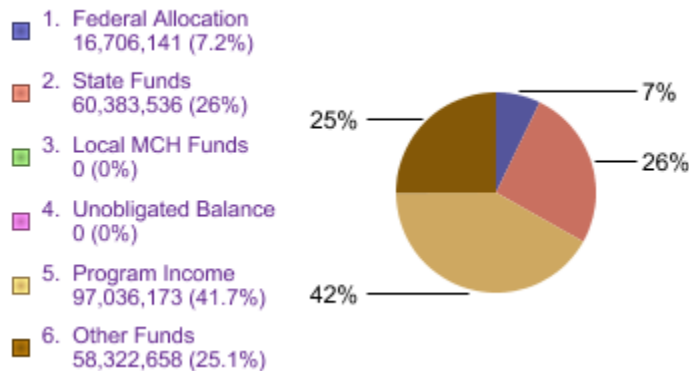
#### Title V Program's Services for Children with Special Health Care Needs, contact:

Carol Tant  
Head, Children & Youth Branch  
WCHS/DPH MSC 1928  
Raleigh, NC 27699-1928  
919-707-5610  
919-870-4880  
carol.tant@ncmail.net  
<http://wch.dhhs.state.nc.us/>

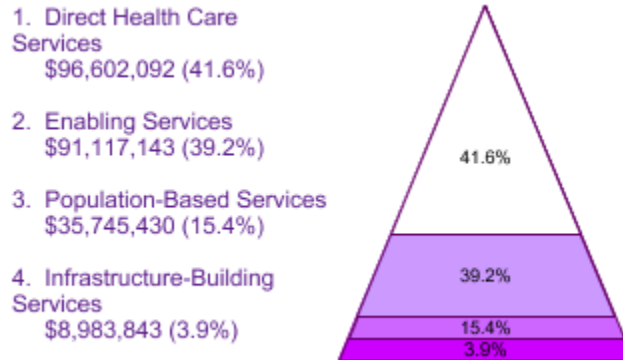
## TITLE V FEDERAL - STATE BLOCK GRANT EXPENDITURES

| By Number of Individuals Served and Population Group |                              |                      |             |
|--|------------------------------|----------------------|-------------|
| Populations Served                                   | Number of Individuals Served | Expenditures FY 2007 |             |
| Pregnant Women                                       | 66,787                       | \$57,759,605         | 24.8%       |
| Infants < 1 year old                                 | 125,134                      | \$22,869,095         | 9.8%        |
| Children 1 to 22 years old                           | 88,149                       | \$110,398,998        | 47.5%       |
| Children with Special Healthcare Needs               | 57,922                       | \$26,884,412         | 11.6%       |
| Others   | 129,457                      | \$13,902,947         | 6%          |
| Administration                                       |                              | \$633,451            | .3%         |
| <b>Totals</b>  | <b>467,449</b>               | <b>\$232,448,508</b> | <b>100%</b> |

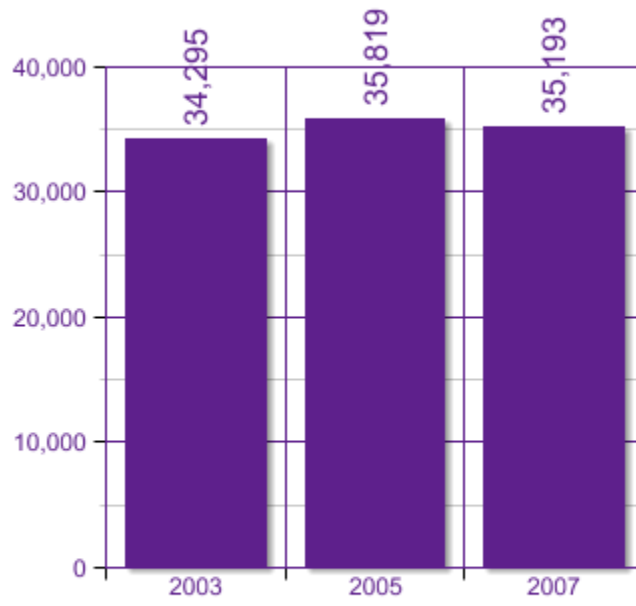
### By Source of Funds



### By Category of Services



**HOTLINE CALLS**



1-800-FOR-BABY  
en Español: 1-800-504-7081

## FAMILY PARTICIPATION IN CSHCN PROGRAM

|  |           |
|--|-----------|
| Family members participate on advisory committee or task forces and are offering training, mentoring, and reimbursement, when appropriate.           | 3         |
| Financial support (financial grants, technical assistance, travel, and child care) is offered for parent activities or parent groups.                | 3         |
| Family members are involved in the Children with Special Health Care Needs elements of the MCH Block Grant Application process.                      | 3         |
| Family members are involved in service training of CSHCN staff and providers.  | 1         |
| Family members hired as paid staff or consultants to the State CSHCN program (a family member is hired for his or her expertise as a family member). | 3         |
| Family members of diverse cultures are involved in all of the above activities.  | 2         |
| <b>FY 2007 Total:</b>  | <b>15</b> |
| <b>Total Possible:</b>   | <b>18</b> |

**Scale:**

- 0 = Not Met**
- 1 = Partially Met**
- 2 = Mostly Met**
- 3 = Completely Met**

## MATERNAL & CHILD HEALTH (MCH) MEASURES

| <b>Title V – MCH National Outcome Measures</b>   | <b>State 2007 Results</b> | <b>State 2012 Goal</b> |
|--|---------------------------|------------------------|
| The infant mortality rate per 1,000 live births.   | *                         | 8                      |
| The ratio of the black infant mortality rate to the white infant mortality rate.   | *                         | 2                      |
| The neonatal mortality rate per 1,000 live births.   | *                         | 5.7                    |
| The postneonatal mortality rate per 1,000 live births.   | *                         | 2.5                    |
| The perinatal mortality rate per 1,000 live births plus fetal deaths.  | *                         | 7.8                    |
| The child death rate per 100,000 children aged 1 through 14.   | *                         | 20                     |
| <b>Title V - MCH State Performance Measures</b>  | <b>State 2007 Results</b> | <b>State 2012 Goal</b> |
| Number of children affected in substantiated reports of abuse and/or neglect as compared with previous years.  | 14744                     | 14000                  |
| The number of children in the State less than three years old enrolled in early intervention services to reduce the effects of developmental delay, emotional disturbance, or chronic illness. | 15048                     | 16000                  |
| Percent of children 2-18 who are overweight. Overweight is defined as a body mass index (BMI) greater than or equal to the 95th percentile for gender and age.                                 | 17.4%                     | 10%                    |
| The percent of women responding to the Pregnancy Risk Assessment Monitoring System (PRAMS) survey that they either wanted to be pregnant later or not then or at any time in the future.       | 47.6%                     | 38%                    |
| Percent of women of childbearing age taking folic acid regularly.  | 38.5%                     | 50%                    |
| The ratio of school health nurses to the public school student population.   | 1,340.8                   | 1100                   |
| Percent of women with live, term births who gain within the Institute of Medicine (IOM) Recommended Weight Gain Ranges.  | 32.9%                     | 38%                    |
| Percent of non-pregnant women of reproductive age who are overweight/obese (BMI>26).   | 46.7%                     | 40%                    |

| Title V - MCH National Performance Measures   | State 2007 Results | State 2012 Goal |
|---|--------------------|-----------------|
| The percent of screen positive newborns who received timely follow up to definitive diagnosis and clinical management for condition(s) mandated by their State-sponsored newborn screening programs.            | 100.0%             | 100%            |
| The percent of children with special health care needs age 0 to 18 years whose families partner in decision making at all levels and are satisfied with the services they receive. (CSHCN survey)               | 58.3%              | 75%             |
| The percent of children with special health care needs age 0 to 18 who receive coordinated, ongoing, comprehensive care within a medical home. (CSHCN Survey)   | 46.5%              | 75%             |
| The percent of children with special health care needs age 0 to 18 whose families have adequate private and/or public insurance to pay for the services they need. (CSHCN Survey)                               | 63.7%              | 80%             |
| Percent of children with special health care needs age 0 to 18 whose families report the community-based service systems are organized so they can use them easily. (CSHCN Survey)                              | 89.3%              | 90%             |
| The percentage of youth with special health care needs who received the services necessary to make transitions to all aspects of adult life, including adult health care, work, and independence.               | 39.9%              | 50%             |
| Percent of 19 to 35 month olds who have received full schedule of age appropriate immunizations against Measles, Mumps, Rubella, Polio, Diphtheria, Tetanus, Pertussis, Haemophilus Influenza, and Hepatitis B. | 82.4%              | 90%             |
| The rate of birth (per 1,000) for teenagers aged 15 through 17 years.   | 24.6               | 24              |
| Percent of third grade children who have received protective sealants on at least one permanent molar tooth.  | 42.0%              | 50%             |
| The rate of deaths to children aged 14 years and younger caused by motor vehicle crashes per 100,000 children.  | 5.0                | 4               |
| The percent of mothers who breastfeed their infants at 6 months of age.   | 16.2%              | 17.5%           |
| Percentage of newborns who have been screened for hearing before hospital discharge.  | 94.6%              | 98%             |
| Percent of children without health insurance.   | 13.1%              | 10%             |
| Percentage of children, ages 2 to 5 years, receiving WIC services with a Body Mass Index (BMI) at or above the 85th percentile.   | 30.4%              | 25%             |
| Percentage of women who smoke in the last three months of pregnancy.  | 11.5%              | 10%             |
| The rate (per 100,000) of suicide deaths among youths aged 15 through 19.   | 6.8                | 6               |
| Percent of very low birth weight infants delivered at facilities for high-risk deliveries and neonates.   | 78.2%              | 83%             |
| Percent of infants born to pregnant women receiving prenatal care beginning in the first trimester.   | 81.9%              | 87%             |

## 2007 TITLE V AND MCHB DISCRETIONARY GRANTS

### Emergency Medical Services for Children (EMSC)

EMSC Partnership Grants  
N.C. Dept. of Health and Human Services  
Raleigh, NC  
\$115,000  
(EMSC Partnership Grants)

EMSC Targeted Issue Grants  
University of North Carolina at Chapel Hill  
Chapel Hill, NC  
\$200,000  
(EMSC Targeted Issue Grants)

### Healthy Start

HEALTHY START INITIATIVE: ELIMINATING DISPARITIES IN PERINATAL HEALTH  
NC DEPARTMENT OF HEALTH AND HUMAN SERVICES  
Raleigh, NC  
\$732,315  
(Healthy Start Initiative-Eliminating Racial/Ethnic Disparities)

ELIMINATING DISPARITIES IN PERINATAL HEALTH  
UNIVERSITY OF NORTH CAROLINA AT PEMBROKE  
PEMBROKE, NC  
\$400,000  
(Healthy Start Initiative-Eliminating Racial/Ethnic Disparities)

ELIMINATING DISPARITIES IN PERINATAL HEALTH  
NC DEPARTMENT OF HEALTH AND HUMAN SERVICES  
Raleigh, NC  
\$750,000  
(Healthy Start Initiative-Eliminating Racial/Ethnic Disparities)

ELIMINATING DISPARITIES IN PERINATAL HEALTH  
NC DEPARTMENT OF HEALTH & HUMAN SERVICES  
Raleigh, NC  
\$900,000  
(Healthy Start Initiative-Eliminating Racial/Ethnic Disparities)



## **Research**

### **INTERGENERATIONAL PATHWAYS TO COMPETENCE IN MINORITY FAMILIES**

University of North Carolina at Chapel Hill

Chapel Hill, NC

\$183,152

(MCH Research)

MCH Research

UNIVERSITY OF NORTH CAROLINA AT CHAPEL HILL

Chapel Hill, NC

\$180,431

(MCH Research)

School Competence of African American School Youth

University of North Carolina at Chapel Hill

Chapel Hill, NC

\$224,206

(MCH Research)

MCH Research

Research Triangle Institute

Durham, NC

\$105,063

(MCH Research)

Contextual Influences On Pregnancy Outcomes

UNIVERSITY OF NORTH CAROLINA AT CHAPEL HILL

Chapel Hill, NC

\$100,000

(MCH Research)

Effects of Interdisciplinary Training on MCH Professionals, Organizations and Systems

UNIVERSITY OF NORTH CAROLINA AT CHAPEL HILL

Chapel Hill, NC

\$299,996

(MCH Research)

Promoting Nutrition and Physical Activity in Child Care Centers

UNIVERSITY OF NORTH CAROLINA AT CHAPEL HILL

Chapel Hill, NC

\$299,995

(MCH Research)

## **Title V - Community Integrated Service Systems (CISS)**

CISS - SECCS (PLANNING)

NC DEPARTMENT OF HEALTH AND HUMAN SERVICES

Raleigh, NC

\$140,000

(Community-Based Integrated Service Systems (Local/State))

**Title V - Special Projects of Regional and National Significance (SPRANS)**

State Implementation Grants for Integrated Community Systems for CSHCN  
NORTH CAROLINA DEPT OF HEALTH AND HUMAN SERVICES  
Raleigh, NC  
\$295,500  
(State Implementation Grants for Integrated Community Systems for CSHCN)

Healthy Tomorrows Partnership for Children Program  
UNIVERSITY OF NORTH CAROLINA AT CHAPEL HILL  
Chapel Hill, NC  
\$50,000  
(Healthy Tomorrows Partnership for Children Program)

STATE SYSTEMS DEVELOPMENT INITIATIVE (SSDI)  
STATE OF NORTH CAROLINA  
Raleigh, NC  
\$94,644  
(State Systems Development Initiative)

HEMOPHILIA DIAGNOSTIC AND TREATMENT CENTERS  
UNIVERSITY OF NORTH CAROLINA AT CHAPEL HILL  
Chapel Hill, NC  
\$360,000  
(Hemophilia Treatment Centers (SPRANS))

GENETICS SERVICES  
Piedmont Health Services and Sickle Cell Agency  
Greensboro, NC  
\$185,000  
(Genetic Services Project)

Children's Oral Healthcare Access Program  
NC DEPARTMENT OF HEALTH & HUMAN SERVICES  
Raleigh, NC  
\$159,679  
(Children's Oral Healthcare Access Program)

Family Professional Partnership/CSHCN  
Exceptional Children's Assistance Center  
Davidson, NC  
\$95,700  
(Family Professional Partnership/CSHCN)

Epidemiological MCH/SPH Institute  
UNIVERSITY OF NORTH CAROLINA AT CHAPEL HILL  
Chapel Hill, NC  
\$26,000  
(Epidemiological MCH/SPH Institute)

Sickle Cell Treatment Demonstration Program  
STEDMAN-WADE HEALTH SERVICES, INC.  
Wade, NC  
\$318,832  
(Sickle Cell Treatment Demonstration Program)

ASTDD COMMUNICATION NETWORK FOR MCH ORAL HEALTH INFORMATION  
ASSOCIATION OF STATE AND TERRITORIAL  
NEW BERN, NC  
\$400,000  
(Oral Health)

CHILD CARE HEALTH CONSULTANT TRAINING PROGRAM  
University of North Carolina at Chapel Hill  
Chapel Hill, NC  
\$291,667  
(Child Care)

### **Traumatic Brain Injury**

Traumatic Brain Injury Implementation  
N.C. Dept. of Health and Human Services  
Raleigh, NC  
\$100,000  
(Traumatic Brain Injury Implementation)

Traumatic Brain Injury Protection and Advocacy  
Disability rights North Carolina  
Raleigh, NC  
\$57,490  
(Traumatic Brain Injury Protection and Advocacy)

### **Universal Newborn Hearing Screening**

UNIVERSAL NEWBORN HEARING SCREENING  
STATE OF NORTH CAROLINA  
RALEIGH, NC  
\$125,000  
(Universal Newborn Hearing Screening and Intervention)

Two state level divisions administer the Title V Program in North Dakota (ND). The Division of Family Health, within the Community Health Section of the ND Department of Health (NDDoH) supervises programs related to women, infants, children and adolescents while the Division of Children's Special Health Services (CSHS) within the Special Populations Section of the NDDoH administers programs related to children with special health care needs. In addition, two other divisions within the Community Health Section of the NDDoH receive Title V funding. The Division of Injury Prevention and Control administers programs relating to intentional and unintentional injuries and the Division of Nutrition and Physical Activity administers programs that address MCH nutrition and physical activity issues.

State Population: **639,715**  
Live Births: **8,622**

## MCH PARTNERSHIP FUNDS - FY 2007

Title V Federal-State Block Grant: **\$3,215,098**  
Other MCHB Grant Programs: **\$738,344**  
Bioterrorism Grant Program: **\$0**  
Total MCH Partnership Funds: **\$3,953,442**

### CONTACT INFORMATION

#### For More Information on Title V:

**Title V Program, Contact:**

Kim Senn, R.N., B.N.Sc.

Director

Division of Family Health, N.D. Dept. of Health, 600 E. Boulevard Ave., Dept. 301

Bismarck, ND 58505-0200

(701) 328-2493

(701) 328-1412

ksenn@nd.gov

<http://www.ndhealth.gov/familyhealth/>

**Title V Program's Services for Children with Special Health Care Needs, contact:**

Tamara Gallup-Millner, R.N., M.P.A.

Director

Division of Children's Special Health Services, N.D. Dept. of Health, 600 E. Boulevard Ave., Dept. 3

Bismarck, ND 58505-0200

(701) 328-2436

(701) 328-1645

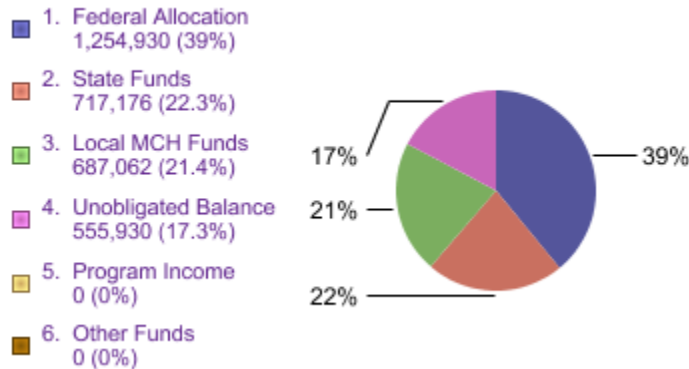
tgallupmillner@nd.gov

<http://www.ndhealth.gov/cshs/>

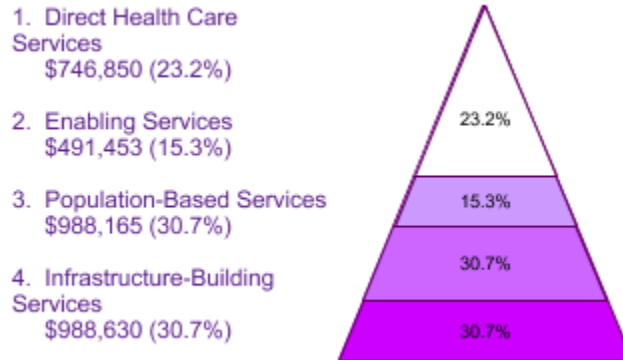
## TITLE V FEDERAL - STATE BLOCK GRANT EXPENDITURES

| By Number of Individuals Served and Population Group |                              |                      |             |
|--|------------------------------|----------------------|-------------|
| Populations Served                                   | Number of Individuals Served | Expenditures FY 2007 |             |
| Pregnant Women                                       | 4,055                        | \$290,975            | 9.1%        |
| Infants < 1 year old                                 | 10,109                       | \$581,950            | 18.1%       |
| Children 1 to 22 years old                           | 96,719                       | \$1,146,980          | 35.7%       |
| Children with Special Healthcare Needs               | 2,073                        | \$991,545            | 30.8%       |
| Others   | 15,368                       | \$138,575            | 4.3%        |
| Administration                                       |                              | \$65,073             | 2%          |
| <b>Totals</b>  | <b>128,324</b>               | <b>\$3,215,098</b>   | <b>100%</b> |

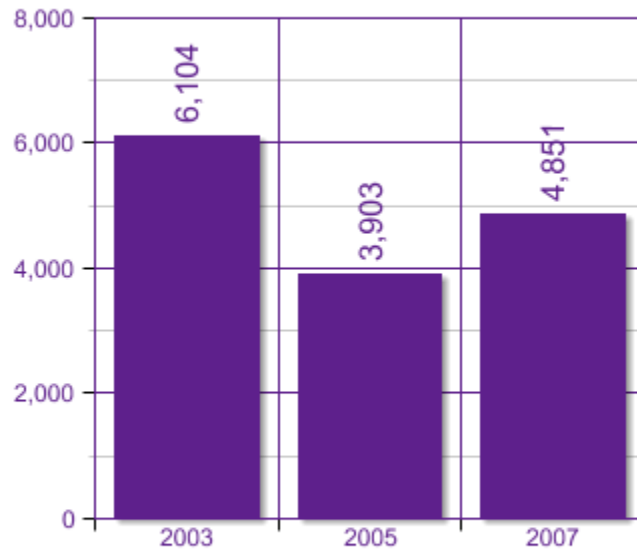
### By Source of Funds



### By Category of Services



**HOTLINE CALLS**



(800) 472-2286  
en Español: 1-800-504-7081

## FAMILY PARTICIPATION IN CSHCN PROGRAM

|  |           |
|--|-----------|
| Family members participate on advisory committee or task forces and are offering training, mentoring, and reimbursement, when appropriate.           | 3         |
| Financial support (financial grants, technical assistance, travel, and child care) is offered for parent activities or parent groups.                | 3         |
| Family members are involved in the Children with Special Health Care Needs elements of the MCH Block Grant Application process.                      | 2         |
| Family members are involved in service training of CSHCN staff and providers.  | 2         |
| Family members hired as paid staff or consultants to the State CSHCN program (a family member is hired for his or her expertise as a family member). | 2         |
| Family members of diverse cultures are involved in all of the above activities.  | 3         |
| <b>FY 2007 Total:</b>  | <b>15</b> |
| <b>Total Possible:</b>   | <b>18</b> |

**Scale:**

- 0 = Not Met**
- 1 = Partially Met**
- 2 = Mostly Met**
- 3 = Completely Met**

## MATERNAL & CHILD HEALTH (MCH) MEASURES

| <b>Title V – MCH National Outcome Measures</b>   | <b>State 2007 Results</b> | <b>State 2012 Goal</b> |
|--|---------------------------|------------------------|
| The infant mortality rate per 1,000 live births.   | 6.4                       | 6                      |
| The ratio of the black infant mortality rate to the white infant mortality rate.   | 1.0                       | 1                      |
| The neonatal mortality rate per 1,000 live births.   | 3.4                       | 3                      |
| The postneonatal mortality rate per 1,000 live births.   | 2.6                       | 0.8                    |
| The perinatal mortality rate per 1,000 live births plus fetal deaths.  | 7.8                       | 7                      |
| The child death rate per 100,000 children aged 1 through 14.   | 18.8                      | 17                     |
| <b>Title V - MCH State Performance Measures</b>  | <b>State 2007 Results</b> | <b>State 2012 Goal</b> |
| The percent of healthy weight among women age 18-44.   | 56.2%                     | 59%                    |
| The percent of women age 18-44 enrolled in Medicaid who receive a preventive dental service.   | 24.6%                     | 28%                    |
| The degree to which women age 18-44 have access to preventive health services as measured by 5 indicators of health care access.         | 60.0%                     | 68%                    |
| The rate of deaths to children age 1-19 caused by intentional and unintentional injuries per 100,000 children.                           | 23.6                      | 19                     |
| The percentage of students who were physically active for a total of at least 60 minutes per day on five or more of the past seven days. | 54.7%                     | 59%                    |
| The percent of ND children age 10-17 with a BMI in the normal weight range.  | 72.1%                     | 75%                    |
| The degree to which the state can assess and plan for the health and related service needs of children with extraordinary medical needs. | 8.0                       | 9                      |
| The percent of families who reported they “had no problem at all” in getting care for their child from a specialist doctor.              | 75.6%                     | 83%                    |
| The percent of activities completed in the CSHS Public Information Services plan.  | 79.5%                     | 88%                    |



| Title V - MCH National Performance Measures   | State 2007 Results | State 2012 Goal |
|---|--------------------|-----------------|
| The percent of screen positive newborns who received timely follow up to definitive diagnosis and clinical management for condition(s) mandated by their State-sponsored newborn screening programs.            | 100.0%             | 100%            |
| The percent of children with special health care needs age 0 to 18 years whose families partner in decision making at all levels and are satisfied with the services they receive. (CSHCN survey)               | 63.0%              | 65%             |
| The percent of children with special health care needs age 0 to 18 who receive coordinated, ongoing, comprehensive care within a medical home. (CSHCN Survey)   | 51.2%              | 60%             |
| The percent of children with special health care needs age 0 to 18 whose families have adequate private and/or public insurance to pay for the services they need. (CSHCN Survey)                               | 68.2%              | 70%             |
| Percent of children with special health care needs age 0 to 18 whose families report the community-based service systems are organized so they can use them easily. (CSHCN Survey)                              | 92.3%              | 94.5%           |
| The percentage of youth with special health care needs who received the services necessary to make transitions to all aspects of adult life, including adult health care, work, and independence.               | 51.2%              | 58%             |
| Percent of 19 to 35 month olds who have received full schedule of age appropriate immunizations against Measles, Mumps, Rubella, Polio, Diphtheria, Tetanus, Pertussis, Haemophilus Influenza, and Hepatitis B. | 84.2%              | 86.5%           |
| The rate of birth (per 1,000) for teenagers aged 15 through 17 years.   | 11.3               | 9.6             |
| Percent of third grade children who have received protective sealants on at least one permanent molar tooth.  | 53.0%              | 56%             |
| The rate of deaths to children aged 14 years and younger caused by motor vehicle crashes per 100,000 children.  | 3.7                | 3.2             |
| The percent of mothers who breastfeed their infants at 6 months of age.   | 34.1%              | 40%             |
| Percentage of newborns who have been screened for hearing before hospital discharge.  | 95.0%              | 98%             |
| Percent of children without health insurance.   | 10.0%              | 7.5%            |
| Percentage of children, ages 2 to 5 years, receiving WIC services with a Body Mass Index (BMI) at or above the 85th percentile.   | 29.8%              | 26.5%           |
| Percentage of women who smoke in the last three months of pregnancy.  | 14.8%              | 13.4%           |
| The rate (per 100,000) of suicide deaths among youths aged 15 through 19.   | 19.9               | 16              |
| Percent of very low birth weight infants delivered at facilities for high-risk deliveries and neonates.   | 53.9%              | 58%             |
| Percent of infants born to pregnant women receiving prenatal care beginning in the first trimester.   | 82.3%              | 89.5%           |

## 2007 TITLE V AND MCHB DISCRETIONARY GRANTS

### Emergency Medical Services for Children (EMSC)

EMSC Partnership Grants  
NORTH DAKOTA STATE DEPARTMENT OF HEALTH  
Bismarck, ND  
\$115,000  
(EMSC Partnership Grants)

### Title V - Community Integrated Service Systems (CISS)

CISS - SECCS (PLANNING)  
NORTH DAKOTA STATE DEPARTMENT OF HEALTH  
Bismarck, ND  
\$140,000  
(Community-Based Integrated Service Systems (Local/State))

### Title V - Special Projects of Regional and National Significance (SPRANS)

NORTH DAKOTA STATE SYSTEMS DEVELOPMENT INITIATIVE  
NORTH DAKOTA STATE DEPARTMENT OF HEALTH  
Bismarck, ND  
\$94,644  
(State Systems Development Initiative)

Family Professional Partnership/CSHCN  
Family Voices of North Dakota, Inc  
Edgeley, ND  
\$95,700  
(Family Professional Partnership/CSHCN)

### Traumatic Brain Injury

Traumatic Brain Injury Implementation  
North Dakota Department of Human Services  
Bismarck, ND  
\$118,000  
(Traumatic Brain Injury Implementation)

Traumatic Brain Injury Protection and Advocacy  
PROTECTION AND ADVOCACY PROJECT  
Bismarck, ND  
\$50,000  
(Traumatic Brain Injury Protection and Advocacy)

**Universal Newborn Hearing Screening**

UNIVERSAL NEWBORN HEARING SCREENING

MINOT STATE UNIVERSITY

Minot, ND

\$125,000

(Universal Newborn Hearing Screening and Intervention)

Title V / MCH Services Block Grant to Nebraska Department of Health and Human Services (DHHS) is administered within Lifespan Health Services by a unit entitled Planning & Support. Nebraska describes Title V as a funding source that supports programs, not a program itself. The Block Grant supports many of the programs within Lifespan Health Services, as well as other DHHS programs/units Title V/MCH also supports community-based organizations, e.g. local health departments, community action programs, and programs administered within Native American Tribes, academic institutions, and hospitals. The term administration is vaguely defined by the federal Maternal and Child Health Bureau (MCHB). The limited definition is problematic since one of the statutory requirements of Title V is that the cost of administration of the block grant cannot exceed 10% of the federal allotment. Given our interpretation and subsequent activities, only 4% is expended for administration. The Planning & Support unit manages the various grant processes, e.g. evaluating the best methods to distribute the block grant funds within its parameters, and monitoring the activities and finances of its grant-funded work. In addition, the unit assists with assessment, planning, implementation, and evaluation of the block grant funds and activities. An ancillary responsibility to the administration of the block grant considers the variety of other resources that impact the maternal and child health population in Nebraska. A holistic view aids in planning for the most efficient and effective use of public health resources relative to the Block Grant. Therefore, using a broad interpretation, the administration of Title V/MCH Block Grant is the sole function of this unit. Two FTEs accomplish the activities of this unit, classified as: 1) Federal Aid Administrator III and 2) Administrative Assistant I. Both positions are allocable to the Block Grant via the internal allocation to Planning & Support. The unit collaborates with Grants & Cost Management and Accounting units to: 1) reconcile expenditures in the Nebraska Information System to that of the reports from internals and externals, and subsequently to complete the annual application and report for the block grant; 2) respond with information for the audit; and 3) project funds available for FY 2009.

State Population: **1,774,571**  
Live Births: **26,733**

---

## MCH PARTNERSHIP FUNDS - FY 2007

Title V Federal-State Block Grant: **\$7,674,763**  
Other MCHB Grant Programs: **\$2,491,097**  
Bioterrorism Grant Program: **\$0**  
Total MCH Partnership Funds: **\$10,165,860**

## CONTACT INFORMATION

### For More Information on Title V:

#### **Title V Program, Contact:**

Paula Eurek

Title V / MCH Director

3rd Floor, PO Box 95026

Lincoln, NE 68509-5026

(402) 471-0196

(402) 471-7049

[paula.eurek@dhhs.ne.gov](mailto:paula.eurek@dhhs.ne.gov)

<http://www.dhhs.ne.gov/LifespanHealth/>

#### **Title V Program's Services for Children with Special Health Care Needs, contact:**

Ginger Goomis

Title V / CSHCN Director

5th Floor, PO Box 95026

Lincoln, NE 68509-5026

(402) 471-9185

(402) 471-9092

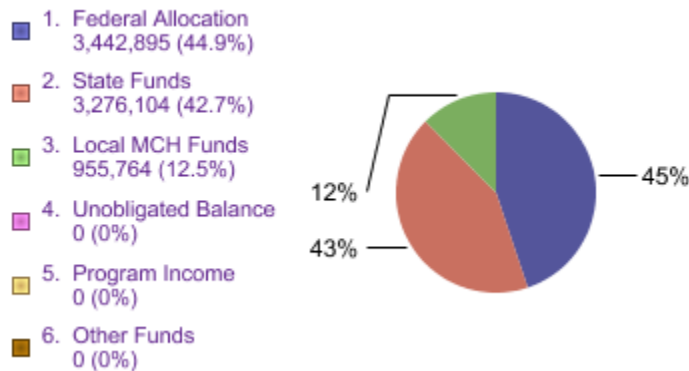
[ginger.goomis@dhhs.ne.gov](mailto:ginger.goomis@dhhs.ne.gov)

<http://www.dhhs.ne.gov/hcs/programs/MHCP.htm>

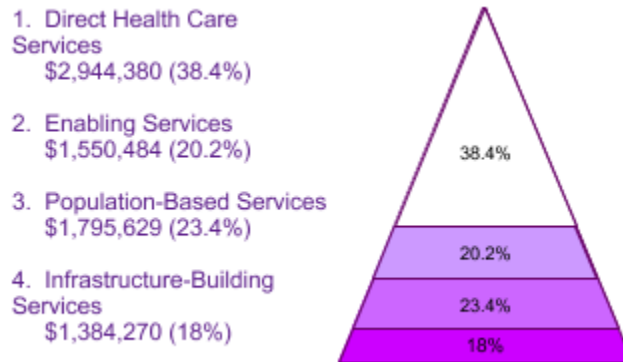
## TITLE V FEDERAL - STATE BLOCK GRANT EXPENDITURES

| By Number of Individuals Served and Population Group |                              |                      |             |
|--|------------------------------|----------------------|-------------|
| Populations Served                                   | Number of Individuals Served | Expenditures FY 2007 |             |
| Pregnant Women                                       | 1,944                        | \$1,171,745          | 15.3%       |
| Infants < 1 year old                                 | 27,107                       | \$655,830            | 8.5%        |
| Children 1 to 22 years old                           | 23,532                       | \$2,558,116          | 33.3%       |
| Children with Special Healthcare Needs               | 2,190                        | \$2,725,616          | 35.5%       |
| Others   | 17,368                       | \$424,422            | 5.5%        |
| Administration                                       |                              | \$139,034            | 1.8%        |
| <b>Totals</b>  | <b>72,141</b>                | <b>\$7,674,763</b>   | <b>100%</b> |

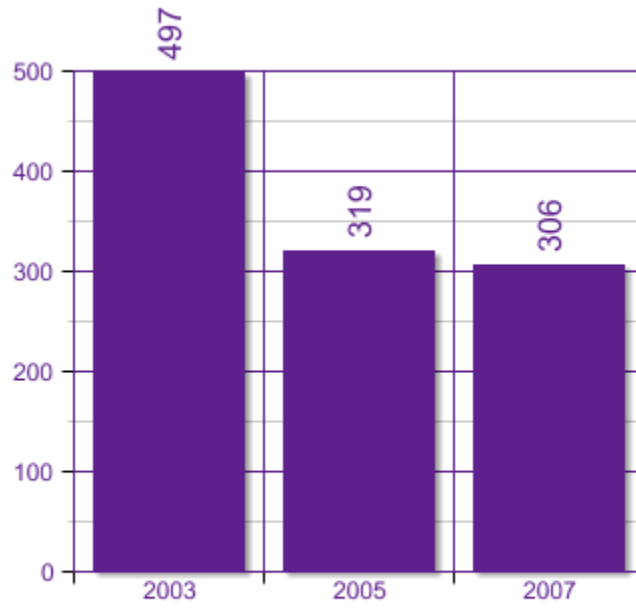
### By Source of Funds



### By Category of Services



**HOTLINE CALLS**



(800) 862-1889  
en Espanol: 1-800-504-7081

## FAMILY PARTICIPATION IN CSHCN PROGRAM

|  |           |
|--|-----------|
| Family members participate on advisory committee or task forces and are offering training, mentoring, and reimbursement, when appropriate.           | 3         |
| Financial support (financial grants, technical assistance, travel, and child care) is offered for parent activities or parent groups.                | 1         |
| Family members are involved in the Children with Special Health Care Needs elements of the MCH Block Grant Application process.                      | 3         |
| Family members are involved in service training of CSHCN staff and providers.  | 3         |
| Family members hired as paid staff or consultants to the State CSHCN program (a family member is hired for his or her expertise as a family member). | 2         |
| Family members of diverse cultures are involved in all of the above activities.  | 1         |
| <b>FY 2007 Total:</b>  | <b>13</b> |
| <b>Total Possible:</b>   | <b>18</b> |

**Scale:**

- 0 = Not Met**
- 1 = Partially Met**
- 2 = Mostly Met**
- 3 = Completely Met**



## MATERNAL & CHILD HEALTH (MCH) MEASURES

| <b>Title V – MCH National Outcome Measures</b>   | <b>State 2007 Results</b> | <b>State 2012 Goal</b> |
|--|---------------------------|------------------------|
| The infant mortality rate per 1,000 live births.   | 6.6                       | 6.3                    |
| The ratio of the black infant mortality rate to the white infant mortality rate.                             | 2.4                       | 2.7                    |
| The neonatal mortality rate per 1,000 live births.   | 4.7                       | 4                      |
| The postneonatal mortality rate per 1,000 live births.   | 1.9                       | *                      |
| The perinatal mortality rate per 1,000 live births plus fetal deaths.  | *                         | 4.6                    |
| The child death rate per 100,000 children aged 1 through 14.   | 19.9                      | 18.5                   |
| <b>Title V - MCH State Performance Measures</b>  | <b>State 2007 Results</b> | <b>State 2012 Goal</b> |
| Percent women (18-44) with healthy weight (BMI)  | 54%                       | 59.8%                  |
| Percent of women of child-bearing age who report smoking in the last 30 days                                 | 19.5%                     | 17.6%                  |
| Percent of women age (18-44) who report mental health not good 10+ days of past 30                           | 13.1%                     | 11.6%                  |
| Percent of teens who report use of alcohol in last 30 days   | 41.1%                     | 36.2%                  |
| Percent premature births (births<37 weeks)   | 9.6%                      | 8.8%                   |
| Rate of infant death to adolescents (age 15-17)  | *                         | 6.7                    |
| Incidence of confirmed SIDS cases (per 1,000 live births) among African American and Native American infants | 2.3                       | 2.3                    |
| The percent of African American women beginning prenatal care during the first trimester.                    | 58.4%                     | 65.4%                  |
| Hospitalization for unintentional injuries (per 1,000) for children and adolescents                          | *                         | 108.7                  |
| Hospitalization for intentional injuries (per 1,000) for children and adolescents (age 1-19)                 | *                         | 4.4                    |

| Title V - MCH National Performance Measures   | State 2007 Results | State 2012 Goal |
|---|--------------------|-----------------|
| The percent of screen positive newborns who received timely follow up to definitive diagnosis and clinical management for condition(s) mandated by their State-sponsored newborn screening programs.            | 100.0%             | 100%            |
| The percent of children with special health care needs age 0 to 18 years whose families partner in decision making at all levels and are satisfied with the services they receive. (CSHCN survey)               | 65.7%              | 72.5%           |
| The percent of children with special health care needs age 0 to 18 who receive coordinated, ongoing, comprehensive care within a medical home. (CSHCN Survey)   | 54.2%              | 59.8%           |
| The percent of children with special health care needs age 0 to 18 whose families have adequate private and/or public insurance to pay for the services they need. (CSHCN Survey)                               | 65.9%              | 72.8%           |
| Percent of children with special health care needs age 0 to 18 whose families report the community-based service systems are organized so they can use them easily. (CSHCN Survey)                              | 91.9%              | 100%            |
| The percentage of youth with special health care needs who received the services necessary to make transitions to all aspects of adult life, including adult health care, work, and independence.               | 54.4%              | 60%             |
| Percent of 19 to 35 month olds who have received full schedule of age appropriate immunizations against Measles, Mumps, Rubella, Polio, Diphtheria, Tetanus, Pertussis, Haemophilus Influenza, and Hepatitis B. | 81.9%              | 90.4%           |
| The rate of birth (per 1,000) for teenagers aged 15 through 17 years.   | 17.0               | 15.3            |
| Percent of third grade children who have received protective sealants on at least one permanent molar tooth.  | 44.6%              | 50%             |
| The rate of deaths to children aged 14 years and younger caused by motor vehicle crashes per 100,000 children.  | 3.8                | 3               |
| The percent of mothers who breastfeed their infants at 6 months of age.   | 55.1%              | 60.8%           |
| Percentage of newborns who have been screened for hearing before hospital discharge.  | 99.0%              | 100%            |
| Percent of children without health insurance.   | 13.9%              | 12.5%           |
| Percentage of children, ages 2 to 5 years, receiving WIC services with a Body Mass Index (BMI) at or above the 85th percentile.   | 34.4%              | 31%             |
| Percentage of women who smoke in the last three months of pregnancy.  | 11.5%              | 10.4%           |
| The rate (per 100,000) of suicide deaths among youths aged 15 through 19.   | 12.3               | 11.8            |
| Percent of very low birth weight infants delivered at facilities for high-risk deliveries and neonates.   | 68.1%              | 74.9%           |
| Percent of infants born to pregnant women receiving prenatal care beginning in the first trimester.   | 73.4%              | 81%             |

## 2007 TITLE V AND MCHB DISCRETIONARY GRANTS

### Emergency Medical Services for Children (EMSC)

EMSC Partnership Grants  
NE Department of Health and Human Services  
Lincoln, NE  
\$115,000  
(EMSC Partnership Grants)

### Healthy Start

OMAHA HEALTHY START PROGRAM  
CHARLES DREW HEALTH CENTER, INC.  
Omaha, NE  
\$900,000  
(Healthy Start Initiative-Eliminating Racial/Ethnic Disparities)

### Title V - Community Integrated Service Systems (CISS)

CISS - SECCS (PLANNING)  
STATE OF NEBRASKA  
Lincoln, NE  
\$140,000  
(Community-Based Integrated Service Systems (Local/State))

### Title V - Special Projects of Regional and National Significance (SPRANS)

Partnerships to Promote Maternal and Child Health  
UNIVERSITY OF NEBRASKA MEDICAL CENTER  
Omaha, NE  
\$495,000  
(Partnerships to Promote Maternal and Child Health)

Health Families Expansion Program  
VISITING NURSE ASSOCIATION  
OMAHA, NE  
\$49,981  
(Healthy Tomorrows Partnership for Children Program)

Healthy Tomorrows Partnership for Children Program  
Father Flanagan's Boys' Home  
Boys Town, NE  
\$50,000  
(Healthy Tomorrows Partnership for Children Program)

DEVELOPING AND MAINTAINING NEBRASKA'S MCH DATA CAPACITY  
STATE OF NEBRASKA

Lincoln, NE

\$94,644

(State Systems Development Initiative)

Healthy Behaviors in Women

NE Department of Health and Human Services

Lincoln, NE

\$145,772

(Healthy Behaviors in Women)

Family Professional Partnership/CSHCN

PTI Nebraska

Omaha, NE

\$95,700

(Family Professional Partnership/CSHCN)

MCH Knowledge to Practice

Board of Regents of the University of Nebraska, UNMC

Omaha, NE

\$30,000

(MCH Continuing Education)

Adolescent Health/School-Based Health

BOARD OF REGENTS/UNIV OF NEBRASKA MED CTR

Omaha, NE

\$100,000

(Adolescent Health/School-Based Health)

**Traumatic Brain Injury**

Traumatic Brain Injury Implementation

NE ST DEPARTMENT OF EDUCATION

Lincoln, NE

\$100,000

(Traumatic Brain Injury Implementation)

Traumatic Brain Injury Protection and Advocacy

NEBRASKA ADVOCACY SERVICES INC

LINCOLN, NE

\$50,000

(Traumatic Brain Injury Protection and Advocacy)

**Universal Newborn Hearing Screening**

UNIVERSAL NEWBORN HEARING SCREENING

NE ST DEPARTMENT OF HEALTH

LINCOLN, NE

\$125,000

(Universal Newborn Hearing Screening and Intervention)

# NEW HAMPSHIRE

The MCH Federal-State  
Partnership - 2007

The Title V program is located in the NH Department of Health and Human Services. The Title V program is divided between the Maternal and Child Health Section (MCH) located within the Division of Public Health Services and the Special Medical Services Unit (SMS) located within the Division of Community Based Services. Guided by a newly instituted Memorandum of Understanding, Administration of the Block Grant is assigned jointly to MCH for services to women, infants and children, and to SMS for children and youth with special health care needs. Together both components of the Title V program provide direct, enabling, population based, and infrastructure building services in the following areas: maternal and child health; children with special health care needs; family planning; childhood lead poisoning prevention; adolescent health; home visiting; health and safety in child care; injury prevention; early hearing detection and intervention; and newborn screening.

State Population: **1,315,828**  
Live Births: **14,380**

## MCH PARTNERSHIP FUNDS - FY 2007

Title V Federal-State Block Grant: **\$8,778,211**  
Other MCHB Grant Programs: **\$2,566,556**  
Bioterrorism Grant Program: **\$0**  
Total MCH Partnership Funds: **\$11,344,767**

## CONTACT INFORMATION

### Title V Program, Contact:

Patricia Tilley  
Title V Director/Administrator Maternal and Child Health  
29 Hazen Drive  
Concord , NH 03301  
603-271-4526  
603-271-3918  
ptilley@dhhs.state.nh.us  
[http://www.dhhs.state.nh.us/DHHS/DHHS\\_SITE/default.htm](http://www.dhhs.state.nh.us/DHHS/DHHS_SITE/default.htm)

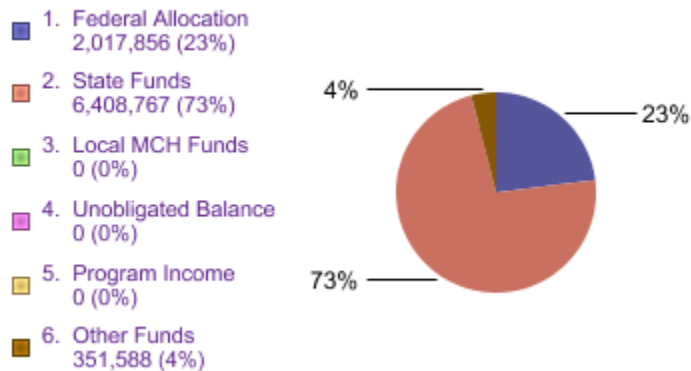
### Title V Program's Services for Children with Special Health Care Needs, contact:

Elizabeth Collins, RN-BC, MS  
Administrator/CSHCN Director  
129 Pleasant Street  
Concord, NH 03301  
603-271-8181  
603-271-4209  
ecollins@dhhs.state.nh.us  
<http://www.dhhs.state.nh.us/DHHS/SPECIALMEDSRVCS/default.htm>

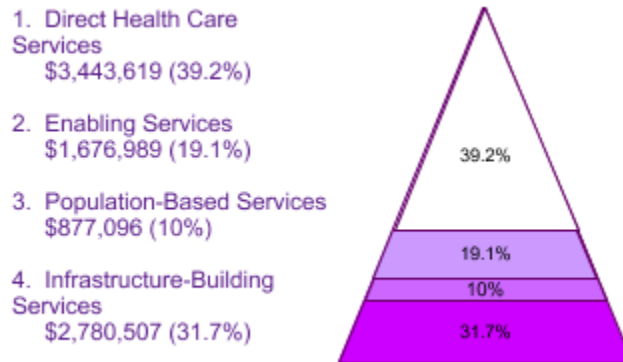
## TITLE V FEDERAL - STATE BLOCK GRANT EXPENDITURES

| By Number of Individuals Served and Population Group |                              |                      |             |
|--|------------------------------|----------------------|-------------|
| Populations Served                                   | Number of Individuals Served | Expenditures FY 2007 |             |
| Pregnant Women                                       | 2,119                        | \$648,669            | 7.4%        |
| Infants < 1 year old                                 | 13,897                       | \$1,059,235          | 12.1%       |
| Children 1 to 22 years old                           | 30,052                       | \$2,911,790          | 33.2%       |
| Children with Special Healthcare Needs               | 3,582                        | \$2,811,972          | 32%         |
| Others   | 55,176                       | \$1,020,259          | 11.6%       |
| Administration                                       |                              | \$326,286            | 3.7%        |
| <b>Totals</b>  | <b>104,826</b>               | <b>\$8,778,211</b>   | <b>100%</b> |

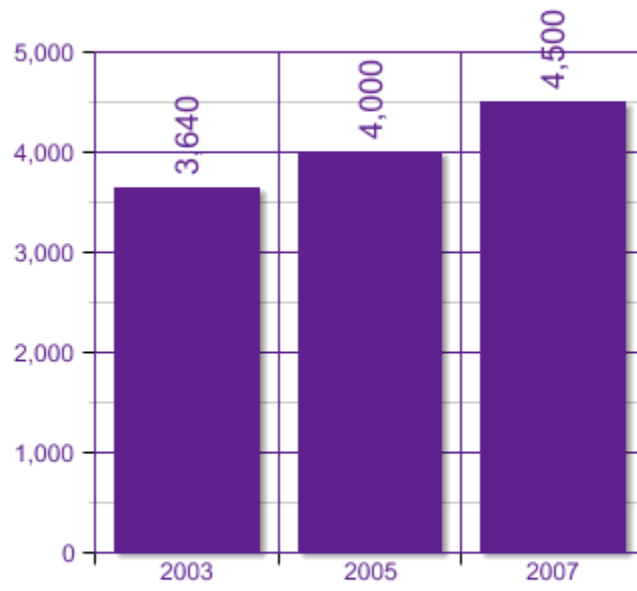
### By Source of Funds



### By Category of Services



### HOTLINE CALLS



(800) 852-3345  
en Espanol: 1-800-504-7081

## FAMILY PARTICIPATION IN CSHCN PROGRAM

|  |           |
|--|-----------|
| Family members participate on advisory committee or task forces and are offering training, mentoring, and reimbursement, when appropriate.           | 3         |
| Financial support (financial grants, technical assistance, travel, and child care) is offered for parent activities or parent groups.                | 3         |
| Family members are involved in the Children with Special Health Care Needs elements of the MCH Block Grant Application process.                      | 3         |
| Family members are involved in service training of CSHCN staff and providers.  | 2         |
| Family members hired as paid staff or consultants to the State CSHCN program (a family member is hired for his or her expertise as a family member). | 3         |
| Family members of diverse cultures are involved in all of the above activities.  | 1         |
| <b>FY 2007 Total:</b>  | <b>15</b> |
| <b>Total Possible:</b>   | <b>18</b> |

**Scale:**

- 0 = Not Met**
- 1 = Partially Met**
- 2 = Mostly Met**
- 3 = Completely Met**



# NEW HAMPSHIRE

The MCH Federal-State  
Partnership - 2007

## MATERNAL & CHILD HEALTH (MCH) MEASURES

| <b>Title V – MCH National Outcome Measures</b>   | <b>State 2007 Results</b> | <b>State 2012 Goal</b> |
|--|---------------------------|------------------------|
| The infant mortality rate per 1,000 live births.   | *                         | 4                      |
| The ratio of the black infant mortality rate to the white infant mortality rate.   | *                         | 1.1                    |
| The neonatal mortality rate per 1,000 live births.   | *                         | *                      |
| The postneonatal mortality rate per 1,000 live births.   | *                         | *                      |
| The perinatal mortality rate per 1,000 live births plus fetal deaths.  | *                         | *                      |
| The child death rate per 100,000 children aged 1 through 14.   | 31.4                      | 27                     |
| <b>Title V - MCH State Performance Measures</b>  | <b>State 2007 Results</b> | <b>State 2012 Goal</b> |
| Percent of data linkage projects completed   | 80.0%                     | 100%                   |
| Percent of children age two (24-35 months) on Medicaid who have been tested for lead.  | 33.8%                     | 38%                    |
| Percent of third grade children screened who had untreated dental decay.   | 24.2%                     | 22%                    |
| The rate (per 100,000) of emergency department visits among youths aged 15-19 resulting from being an occupant in a motor vehicle crash  | 2207.6                    | 1800                   |
| Percent of adolescents (ages 10-20) eligible for an EPSDT service who received an EPSDT service during the past year   | 43.5%                     | 49%                    |
| Percent of center-based child care facilities in the MCH catchment area and serving children under age 2, that are visited at least once a month by a child care health consultant | 1.8%                      | 35%                    |
| [REVISED]:The percent of CSHCN who are at risk for/are overweight or obese   | *                         | 8                      |
| [REVISED]: The percent of respite/childcare providers, serving medically and behaviorally complex children, who have participated in competence-based training.                    | *                         | 100                    |

| Title V - MCH National Performance Measures   | State 2007 Results | State 2012 Goal |
|---|--------------------|-----------------|
| The percent of screen positive newborns who received timely follow up to definitive diagnosis and clinical management for condition(s) mandated by their State-sponsored newborn screening programs.            | 100.0%             | 100%            |
| The percent of children with special health care needs age 0 to 18 years whose families partner in decision making at all levels and are satisfied with the services they receive. (CSHCN survey)               | 60%                | 65%             |
| The percent of children with special health care needs age 0 to 18 who receive coordinated, ongoing, comprehensive care within a medical home. (CSHCN Survey)   | 49.6%              | 54%             |
| The percent of children with special health care needs age 0 to 18 whose families have adequate private and/or public insurance to pay for the services they need. (CSHCN Survey)                               | 67.3%              | 70%             |
| Percent of children with special health care needs age 0 to 18 whose families report the community-based service systems are organized so they can use them easily. (CSHCN Survey)                              | 85.8%              | 89%             |
| The percentage of youth with special health care needs who received the services necessary to make transitions to all aspects of adult life, including adult health care, work, and independence.               | 51.6%              | 55%             |
| Percent of 19 to 35 month olds who have received full schedule of age appropriate immunizations against Measles, Mumps, Rubella, Polio, Diphtheria, Tetanus, Pertussis, Haemophilus Influenza, and Hepatitis B. | 80.7%              | 86%             |
| The rate of birth (per 1,000) for teenagers aged 15 through 17 years.   | 7.4                | 6.9             |
| Percent of third grade children who have received protective sealants on at least one permanent molar tooth.  | 42.4%              | 44%             |
| The rate of deaths to children aged 14 years and younger caused by motor vehicle crashes per 100,000 children.  | 89.3               | 80              |
| The percent of mothers who breastfeed their infants at 6 months of age.   | 48.7%              | 54%             |
| Percentage of newborns who have been screened for hearing before hospital discharge.  | 98.2%              | 100%            |
| Percent of children without health insurance.   | 6.0%               | 3.5%            |
| Percentage of children, ages 2 to 5 years, receiving WIC services with a Body Mass Index (BMI) at or above the 85th percentile.   | 33.6%              | 29%             |
| Percentage of women who smoke in the last three months of pregnancy.  | 13.3%              | 9%              |
| The rate (per 100,000) of suicide deaths among youths aged 15 through 19.   | 37.2               | 30              |
| Percent of very low birth weight infants delivered at facilities for high-risk deliveries and neonates.   | 78.0%              | 83%             |
| Percent of infants born to pregnant women receiving prenatal care beginning in the first trimester.   | 82.0%              | 87%             |

## 2007 TITLE V AND MCHB DISCRETIONARY GRANTS

### Emergency Medical Services for Children (EMSC)

EMSC Partnership Grants  
TRUSTEES OF DARTMOUTH COLLEGE  
Hanover, NH  
\$114,142  
(EMSC Partnership Grants)

### Title V - Community Integrated Service Systems (CISS)

CISS - SECCS (PLANNING)  
NH ST DEPT OF SAFETY (BEMS)  
Concord, NH  
\$140,000  
(Community-Based Integrated Service Systems (Local/State))

### Title V - Special Projects of Regional and National Significance (SPRANS)

State Implementation Grants for Integrated Community Systems for CSHCN  
TRUSTEES OF DARTMOUTH COLLEGE  
Hanover, NH  
\$295,500  
(State Implementation Grants for Integrated Community Systems for CSHCN)

Integrated Services for Young Children with Special Health Care Needs  
Crotched mountain Foundation  
Greenfield, NH  
\$250,000  
(Medical Home/CSHCN)

Healthy Tomorrows Partnership for Children Program  
GOOD BEGINNINGS OF SULLIVAN COUNTY  
Claremont, NH  
\$50,000  
(Healthy Tomorrows Partnership for Children Program)

Healthy Tomorrows Partnership for Children Program  
WEEKS MEDICAL CENTER, INC  
LANCASTER, NH  
\$50,000  
(Healthy Tomorrows Partnership for Children Program)

NEW HAMPSHIRE MCH DATA LINKAGE PROJECT  
NH ST DEPT OF HEALTH & WELFARE, DIV OF PUBLIC HEALTH  
Concord, NH  
\$94,644  
(State Systems Development Initiative)

Awareness and Access to Care for Children and Youths with Epilepsy  
TRUSTEES OF DARTMOUTH COLLEGE  
Hanover, NH  
\$340,000  
(Awareness and Access to Care for Children and Youths with Epilepsy)

Continuing Education/Distance Learning  
Trustees of Dartmouth College  
Lebanon, NH  
\$130,000  
(MCH Distance Learning)

Training CED/COR Pediatric and Child Psychiatry  
TRUSTEES OF DARTMOUTH COLLEGE  
Hanover, NH  
\$15,000  
(Training CED/COR Pediatric and Child Psychiatry)

Heritable Disorders  
University of New Hampshire  
Durham, NH  
\$817,613  
(Heritable Disorders)

### **Traumatic Brain Injury**

Traumatic Brain Injury Implementation  
New Hampshire Bureau of Developmental Services  
Concord, NH  
\$99,657  
(Traumatic Brain Injury Implementation)

Traumatic Brain Injury Protection and Advocacy  
DISABILITIES RIGHTS CENTER INC  
CONCORD, NH  
\$50,000  
(Traumatic Brain Injury Protection and Advocacy)

### **Universal Newborn Hearing Screening**

NEW HAMPSHIRE UNIVERSAL NEWBORN HEARING SCREENING PROGRAM  
NH ST DEPT OF SAFETY (BEMS)  
Concord, NH  
\$120,000  
(Universal Newborn Hearing Screening and Intervention)

In New Jersey the administration of the MCH Block Grant, including the program for children with special health care needs, is organizationally located within the Department of Health and Senior Services, Division of Family Health Services (FHS). The division's organization is based on function, rather than categorical programs. Maternal, Child and Community Health (MCCH) has oversight of the Maternal and Child Health Consortia (MCHC), the Healthy Mothers Healthy Babies Coalitions (HMHB), FAS risk reduction perinatal addiction services, Healthy Start, the Black Infant Mortality Reduction Awareness Campaign, comprehensive maternity services and outreach and education, preventive and primary care services including child and adolescent health services, oral health, childhood lead poisoning prevention services, Title X-family planning, breast and cervical cancer control initiative, the primary care cooperative agreement, and the federally qualified health center (FQHC) expansion program. The second service unit in FHS, Special Child Health and Early Intervention Services (SCHEIS) administers programs and services to assure that all persons with special health needs have access to comprehensive, community based, culturally competent and family centered care. The Birth Defects registry provides for early identification and surveillance. Newborn screening follow-up is within SCAEIS. Specialized pediatric evaluation and treatment services are managed by SCAEIS along with community based case management services for children with special health care needs. Services for adults include hereditary disorders, diabetes control, Huntington's disease, and chronic renal disease. The MCH Epidemiology Program is under the Office of the Medical Director within the Office of the Assistant Commissioner.

State Population: **8,685,920**  
Live Births: **115,006**

## MCH PARTNERSHIP FUNDS - FY 2007

Title V Federal-State Block Grant: **\$130,525,166**  
Other MCHB Grant Programs: **\$3,681,132**  
Bioterrorism Grant Program: **\$0**  
Total MCH Partnership Funds: **\$134,206,298**

## CONTACT INFORMATION

### For More Information on Title V:

#### Title V Program, Contact:

Celeste Andriot Wood  
Assistant Commissioner  
PO Box 364  
Trenton, NJ 08625-0364  
(609) 292-4043  
(609) 292-9599  
Celeste.Andriot-Wood@doh.state.nj.us

**Title V Program's Services for Children with Special Health Care Needs, contact:**

Gloria Rodriguez

Service Director of Special Child Health & Early Intervention Services

PO Box 364

Trenton, NJ 08625-0364

(609) 292-4043

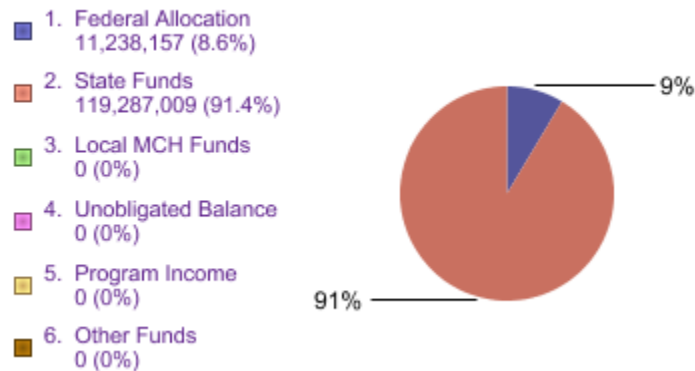
(609) 292-9599

[Gloria.Rodriguez@doh.state.nj.us](mailto:Gloria.Rodriguez@doh.state.nj.us)

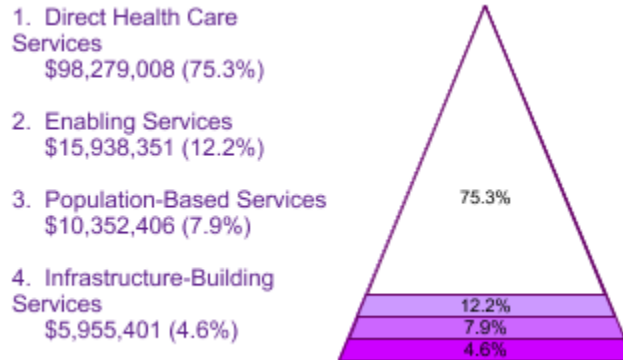
## TITLE V FEDERAL - STATE BLOCK GRANT EXPENDITURES

| By Number of Individuals Served and Population Group |                              |                      |             |
|--|------------------------------|----------------------|-------------|
| Populations Served                                   | Number of Individuals Served | Expenditures FY 2007 |             |
| Pregnant Women                                       | 110,168                      | \$7,725,640          | 5.9%        |
| Infants < 1 year old                                 | 112,715                      | \$5,646,453          | 4.3%        |
| Children 1 to 22 years old                           | 209,763                      | \$12,755,319         | 9.8%        |
| Children with Special Healthcare Needs               | 40,000                       | \$103,479,556        | 79.3%       |
| Others   | 30,000                       | \$0                  | 0%          |
| Administration                                       |                              | \$918,198            | .7%         |
| <b>Totals</b>  | <b>502,646</b>               | <b>\$130,525,166</b> | <b>100%</b> |

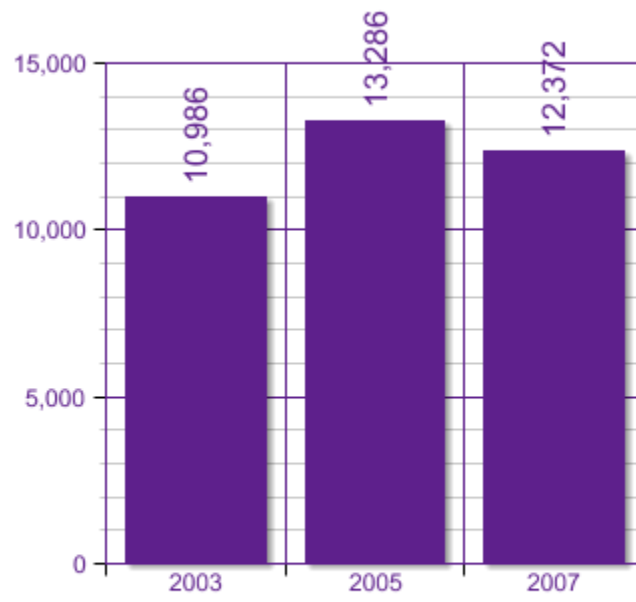
### By Source of Funds



### By Category of Services



**HOTLINE CALLS**



(800) 328-3838  
en Español: 1-800-504-7081



## FAMILY PARTICIPATION IN CSHCN PROGRAM

|  |           |
|--|-----------|
| Family members participate on advisory committee or task forces and are offering training, mentoring, and reimbursement, when appropriate.           | 3         |
| Financial support (financial grants, technical assistance, travel, and child care) is offered for parent activities or parent groups.                | 3         |
| Family members are involved in the Children with Special Health Care Needs elements of the MCH Block Grant Application process.                      | 2         |
| Family members are involved in service training of CSHCN staff and providers.  | 3         |
| Family members hired as paid staff or consultants to the State CSHCN program (a family member is hired for his or her expertise as a family member). | 2         |
| Family members of diverse cultures are involved in all of the above activities.  | 3         |
| <b>FY 2007 Total:</b>  | <b>16</b> |
| <b>Total Possible:</b>   | <b>18</b> |

**Scale:**

- 0 = Not Met**
- 1 = Partially Met**
- 2 = Mostly Met**
- 3 = Completely Met**

## MATERNAL & CHILD HEALTH (MCH) MEASURES

| <b>Title V – MCH National Outcome Measures</b>  | <b>State 2007 Results</b> | <b>State 2012 Goal</b> |
|---|---------------------------|------------------------|
| The infant mortality rate per 1,000 live births.  | 5.7                       | 5.3                    |
| The ratio of the black infant mortality rate to the white infant mortality rate.  | 2.8                       | 1.9                    |
| The neonatal mortality rate per 1,000 live births.  | 4.0                       | 3.5                    |
| The postneonatal mortality rate per 1,000 live births.  | 1.6                       | 1.5                    |
| The perinatal mortality rate per 1,000 live births plus fetal deaths.   | 6.1                       | 5.6                    |
| The child death rate per 100,000 children aged 1 through 14.  | 13.6                      | 12.4                   |
| <b>Title V - MCH State Performance Measures</b>   | <b>State 2007 Results</b> | <b>State 2012 Goal</b> |
| The percentage of Black non-Hispanic preterm infants in New Jersey  | 11.3%                     | 12%                    |
| The percentage of Regional MCH Consortia implementing community-based Fetal and Infant Mortality Review (FIMR) Teams.                   | 100.0                     | 100                    |
| The percentage of children with elevated blood lead levels ( $\geq 20$ ug/dL).  | 0.2%                      | 0.2%                   |
| The percentage of repeat pregnancies among adolescents 15 - 19 years of age.  | 5.7%                      | 5.3%                   |
| The percentage of State supported initiatives implemented for improving the nutrition and physical activity of children and adolescents | 100.0%                    | 100%                   |
| The percentage of children with birth defects who are appropriately reported to the New Jersey Birth Defects Registry.                  | 89.0%                     | 92%                    |
| Percent of children reported to the NJ Birth Defects Registry by three months of age.   | 60.8%                     | 80%                    |
| The percentage of HIV exposed newborns receiving appropriate antiviral treatment to reduce the perinatal transmission of HIV.           | 97.0%                     | 78%                    |

| Title V - MCH National Performance Measures   | State 2007 Results | State 2012 Goal |
|---|--------------------|-----------------|
| The percent of screen positive newborns who received timely follow up to definitive diagnosis and clinical management for condition(s) mandated by their State-sponsored newborn screening programs.            | 100.0%             | 100%            |
| The percent of children with special health care needs age 0 to 18 years whose families partner in decision making at all levels and are satisfied with the services they receive. (CSHCN survey)               | 55.4%              | 64%             |
| The percent of children with special health care needs age 0 to 18 who receive coordinated, ongoing, comprehensive care within a medical home. (CSHCN Survey)   | 40.8%              | 46%             |
| The percent of children with special health care needs age 0 to 18 whose families have adequate private and/or public insurance to pay for the services they need. (CSHCN Survey)                               | 59.9%              | 65%             |
| Percent of children with special health care needs age 0 to 18 whose families report the community-based service systems are organized so they can use them easily. (CSHCN Survey)                              | 88%                | 90%             |
| The percentage of youth with special health care needs who received the services necessary to make transitions to all aspects of adult life, including adult health care, work, and independence.               | 37.9%              | 45%             |
| Percent of 19 to 35 month olds who have received full schedule of age appropriate immunizations against Measles, Mumps, Rubella, Polio, Diphtheria, Tetanus, Pertussis, Haemophilus Influenza, and Hepatitis B. | 80.3%              | 85%             |
| The rate of birth (per 1,000) for teenagers aged 15 through 17 years.   | 12.3               | 11.4            |
| Percent of third grade children who have received protective sealants on at least one permanent molar tooth.  | 42%                | 47%             |
| The rate of deaths to children aged 14 years and younger caused by motor vehicle crashes per 100,000 children.  | 1.3                | 1.2             |
| The percent of mothers who breastfeed their infants at 6 months of age.   | 37.3%              | 50%             |
| Percentage of newborns who have been screened for hearing before hospital discharge.  | 99.1%              | 99.2%           |
| Percent of children without health insurance.   | 13.1%              | 9%              |
| Percentage of children, ages 2 to 5 years, receiving WIC services with a Body Mass Index (BMI) at or above the 85th percentile.   | 39.1%              | 37%             |
| Percentage of women who smoke in the last three months of pregnancy.  | 8.1%               | 7.4%            |
| The rate (per 100,000) of suicide deaths among youths aged 15 through 19.   | 4.4                | 3               |
| Percent of very low birth weight infants delivered at facilities for high-risk deliveries and neonates.   | 76.7%              | 80%             |
| Percent of infants born to pregnant women receiving prenatal care beginning in the first trimester.   | 76.6%              | 80%             |

## 2007 TITLE V AND MCHB DISCRETIONARY GRANTS

### Emergency Medical Services for Children (EMSC)

EMSC Partnership Grants  
New Jersey Department of Health  
Trenton, NJ  
\$115,000  
(EMSC Partnership Grants)

### Healthy Start

ELIMINATING DISPARITIES IN PERINATAL HEALTH  
NEW JERSEY STATE DEPT OF HEALTH  
Trenton, NJ  
\$500,000  
(Healthy Start Initiative-Eliminating Racial/Ethnic Disparities)

HEALTHY START INITIATIVE  
SOUTHERN NEW JERSEY PERINATAL  
Pennsauken, NJ  
\$1,520,000  
(Healthy Start Initiative-Eliminating Racial/Ethnic Disparities)

HEALTHY START INITIATIVE ELIMINATING DISPARITIES IN PERINATAL HEALTH  
Children's Futures, Inc  
Trenton, NJ  
\$700,000  
(Healthy Start Initiative-Eliminating Racial/Ethnic Disparities)

### Title V - Community Integrated Service Systems (CISS)

CISS - SECCS (PLANNING)  
NEW JERSEY STATE DEPT OF HEALTH  
Trenton, NJ  
\$140,000  
(Community-Based Integrated Service Systems (Local/State))

### Title V - Special Projects of Regional and National Significance (SPRANS)

STATE SYSTEMS DEVELOPMENT INITIATIVE  
NEW JERSEY STATE DEPT OF HEALTH  
Trenton, NJ  
\$94,644  
(State Systems Development Initiative)

Family Professional Partnership/CSHCN  
Statewide Parent Advocacy Network of New Jersey  
Newark, NJ  
\$95,700  
(Family Professional Partnership/CSHCN)

Promoting Integration of State Health Information Systems and Newborn Screening Service  
Systems  
New Jersey Department of Health and Senior Services  
Trenton, NJ  
\$200,000  
(Promoting integration of State Health Information Systems and Newborn Screening Service  
Systems)

### **Traumatic Brain Injury**

Traumatic Brain Injury Implementation  
NEW JERSEY DEPARTMENT OF HUMAN SERVICES  
Trenton, NJ  
\$100,000  
(Traumatic Brain Injury Implementation)

Traumatic Brain Injury Protection and Advocacy  
NEW JERSEY PROTECTION & ADVOCACY INC  
TRENTON, NJ  
\$58,335  
(Traumatic Brain Injury Protection and Advocacy)

### **Universal Newborn Hearing Screening**

UNIVERSAL NEWBORN HEARING SCREENING  
NEW JERSEY STATE DEPT OF HEALTH  
Trenton, NJ  
\$157,453  
(Universal Newborn Hearing Screening and Intervention)

Title V is located in the Family Health Bureau in the Public Health Division in the NM Department of Health. The Title V Director is also the Bureau Chief of the Family Health Bureau. The Family Health Bureau oversees: Special Supplemental Nutrition Program for Women, Infants, and Children (WIC), Family Planning, Children with Special Health Care Needs, Perinatal Case Management/Home Visiting, Maternal Child Health, Maternal Child Health Epidemiology and Part C Care Coordination. School Health, Dental Health, Childhood Injury Prevention and Immunizations are located in other bureaus within the Public Health Division. Close coordination exists with these programs. The SECCS component is housed within the Maternal Child Health Section of the Bureau. The Family Health Bureau consists of consists of sic sections/programs, and administrative staff who oversee the implementation of preventive services to reproductive aged women, mothers, infants, children, including children and youth with special health care need, and their families. The programs assess the needs of this population, and generate data to influence policy decision making. The services provider range from : 1) Direct safety-net health care services to individuals; 2) Family support services such as transportation, parent to parent support, case management, care coordination, WIC Commodity Supplemental Foods and Farmer's Market, outreach, translation, and health education; 3) Population-based services, such as newborn screening, surveillance, SIDS education and counseling, injury and violence prevention activities, and a marketing campaign to increase positive birth outcomes; and 4) Capacity or infrastructure building services, such as needs assessment, evaluation, planning, policy development, quality assurance, monitoring, training, information systems, and helping in developing systems of care. Several programs fund positions in the District and Local Health Offices to implement these services. The Bureau houses a Medical Director, Bureau Chief, and support staff who work collaboratively to use resources strategically to meet identified needs.

State Population: **1,969,915**

Live Births: **29,937**

## MCH PARTNERSHIP FUNDS - FY 2007

Title V Federal-State Block Grant: **\$9,939,824**

Other MCHB Grant Programs: **\$3,386,443**

Bioterrorism Grant Program: **\$0**

Total MCH Partnership Funds: **\$13,326,267**

## CONTACT INFORMATION

### For More Information on Title V:

#### Title V Program, Contact:

Alexis Avery

Epidemiologist

2040 S. Pacheco St.

Santa Fe, NM 87505

505-476-8892

505-476-8941

[alexis.avery@state.nm.us](mailto:alexis.avery@state.nm.us)

**Title V Program's Services for Children with Special Health Care Needs, contact:**

Lynn Christiansen

CYSHCN Director

2040 S. Pacheco

Santa Fe, NM 87505

505-476-8851

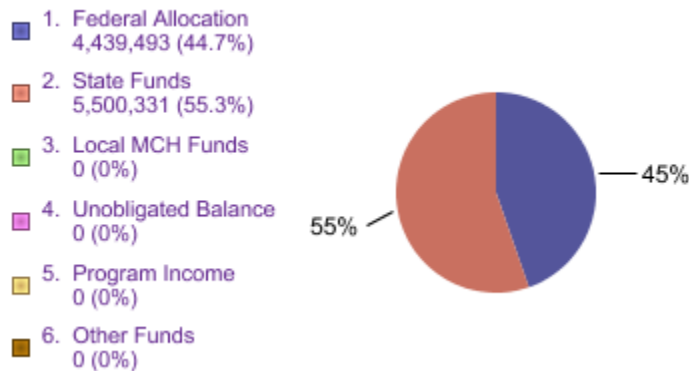
505-476-8959

[lynn.christiansen@statelnm.us](mailto:lynn.christiansen@statelnm.us)

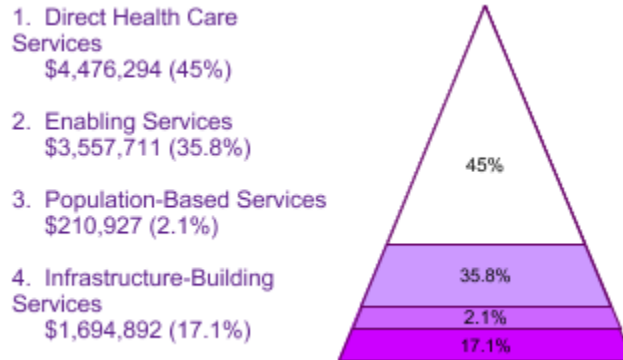
## TITLE V FEDERAL - STATE BLOCK GRANT EXPENDITURES

| By Number of Individuals Served and Population Group |                              |                      |             |
|--|------------------------------|----------------------|-------------|
| Populations Served                                   | Number of Individuals Served | Expenditures FY 2007 |             |
| Pregnant Women                                       | 23,389                       | \$1,421,229          | 14.3%       |
| Infants < 1 year old                                 | 29,738                       | \$202,115            | 2%          |
| Children 1 to 22 years old                           | 85,438                       | \$4,955,202          | 49.9%       |
| Children with Special Healthcare Needs               | 5,341                        | \$3,169,986          | 31.9%       |
| Others   | 40,232                       | \$0                  | 0%          |
| Administration                                       |                              | \$191,292            | 1.9%        |
| <b>Totals</b>  | <b>184,138</b>               | <b>\$9,939,824</b>   | <b>100%</b> |

### By Source of Funds

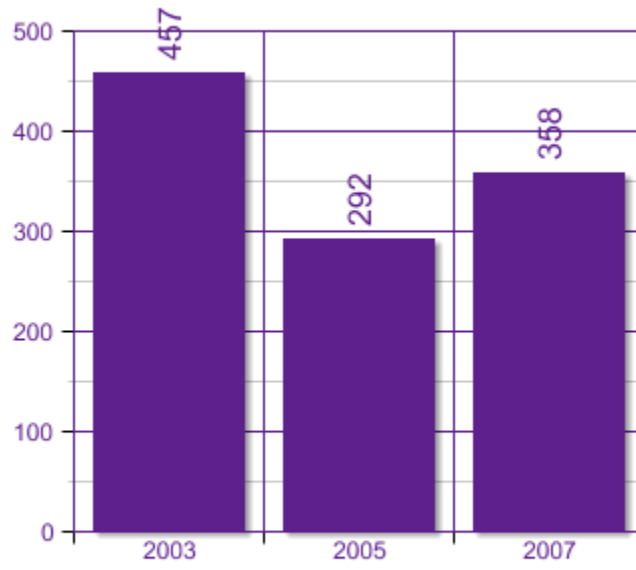


### By Category of Services





**HOTLINE CALLS**



800-552-8195  
en Espanol: 1-800-504-7081

## FAMILY PARTICIPATION IN CSHCN PROGRAM

|  |           |
|--|-----------|
| Family members participate on advisory committee or task forces and are offering training, mentoring, and reimbursement, when appropriate.           | 3         |
| Financial support (financial grants, technical assistance, travel, and child care) is offered for parent activities or parent groups.                | 2         |
| Family members are involved in the Children with Special Health Care Needs elements of the MCH Block Grant Application process.                      | 3         |
| Family members are involved in service training of CSHCN staff and providers.  | 3         |
| Family members hired as paid staff or consultants to the State CSHCN program (a family member is hired for his or her expertise as a family member). | 2         |
| Family members of diverse cultures are involved in all of the above activities.  | 3         |
| <b>FY 2007 Total:</b>  | <b>16</b> |
| <b>Total Possible:</b>   | <b>18</b> |

**Scale:**

- 0 = Not Met**
- 1 = Partially Met**
- 2 = Mostly Met**
- 3 = Completely Met**

## MATERNAL & CHILD HEALTH (MCH) MEASURES

| <b>Title V – MCH National Outcome Measures</b>   | <b>State 2007 Results</b> | <b>State 2012 Goal</b> |
|--|---------------------------|------------------------|
| The infant mortality rate per 1,000 live births.   | *                         | *                      |
| The ratio of the black infant mortality rate to the white infant mortality rate.   | *                         | *                      |
| The neonatal mortality rate per 1,000 live births.   | *                         | *                      |
| The postneonatal mortality rate per 1,000 live births.   | *                         | *                      |
| The perinatal mortality rate per 1,000 live births plus fetal deaths.  | *                         | *                      |
| The child death rate per 100,000 children aged 1 through 14.   | *                         | *                      |
| <b>Title V - MCH State Performance Measures</b>  | <b>State 2007 Results</b> | <b>State 2012 Goal</b> |
| The number of New Mexico counties and tribal entities implementing positive youth development strategies defined by 6 key criteria                                   | 6.0                       | 6                      |
| Percent of first newborns/moms receiving support services/parenting through community home visiting/support programs   | 20.1                      | 22                     |
| Reduce unintended pregnancy in New Mexico to less than 30% of births   | 45.8                      | 41                     |
| Reduce the number of children witnessing violence (exposed to domestic or sexual violence) as expressed by percent of children present at a domestic violence scene. | 22.4%                     | 20%                    |
| Increase the proportion of women who report having all six criteria of the NM Healthy Birth Index  | 11.8%                     | 12%                    |
| Reduce the proportion of women who report being physically abused by husband or partner during pregnancy.  | 5.4%                      | 5%                     |
| Increase the proportion of women who deliver a live infant who are reported to have been screened for syphilis during pregnancy.                                     | 75.6%                     | 90%                    |

| Title V - MCH National Performance Measures   | State 2007 Results | State 2012 Goal |
|---|--------------------|-----------------|
| The percent of screen positive newborns who received timely follow up to definitive diagnosis and clinical management for condition(s) mandated by their State-sponsored newborn screening programs.            | 100.0%             | 100%            |
| The percent of children with special health care needs age 0 to 18 years whose families partner in decision making at all levels and are satisfied with the services they receive. (CSHCN survey)               | 53.2%              | 55%             |
| The percent of children with special health care needs age 0 to 18 who receive coordinated, ongoing, comprehensive care within a medical home. (CSHCN Survey)   | 41.6%              | 43%             |
| The percent of children with special health care needs age 0 to 18 whose families have adequate private and/or public insurance to pay for the services they need. (CSHCN Survey)                               | 56.6%              | 59%             |
| Percent of children with special health care needs age 0 to 18 whose families report the community-based service systems are organized so they can use them easily. (CSHCN Survey)                              | 85.7%              | 89%             |
| The percentage of youth with special health care needs who received the services necessary to make transitions to all aspects of adult life, including adult health care, work, and independence.               | 33.7%              | 36%             |
| Percent of 19 to 35 month olds who have received full schedule of age appropriate immunizations against Measles, Mumps, Rubella, Polio, Diphtheria, Tetanus, Pertussis, Haemophilus Influenza, and Hepatitis B. | 81%                | 82%             |
| The rate of birth (per 1,000) for teenagers aged 15 through 17 years.   | 34.3               | 33              |
| Percent of third grade children who have received protective sealants on at least one permanent molar tooth.  | 48%                | 50%             |
| The rate of deaths to children aged 14 years and younger caused by motor vehicle crashes per 100,000 children.  | 8.0                | 7               |
| The percent of mothers who breastfeed their infants at 6 months of age.   | 41.8%              | 50%             |
| Percentage of newborns who have been screened for hearing before hospital discharge.  | 92.3%              | 96%             |
| Percent of children without health insurance.   | 9.8%               | 10%             |
| Percentage of children, ages 2 to 5 years, receiving WIC services with a Body Mass Index (BMI) at or above the 85th percentile.   | 26.3%              | 20%             |
| Percentage of women who smoke in the last three months of pregnancy.  | 7.6%               | 7%              |
| The rate (per 100,000) of suicide deaths among youths aged 15 through 19.   | 22.8               | 21              |
| Percent of very low birth weight infants delivered at facilities for high-risk deliveries and neonates.   | 67.6%              | 70%             |
| Percent of infants born to pregnant women receiving prenatal care beginning in the first trimester.   | 72.7%              | 76%             |

## 2007 TITLE V AND MCHB DISCRETIONARY GRANTS

### Emergency Medical Services for Children (EMSC)

EMSC Partnership Grants  
University of New Mexico Health Sciences Center  
Albuquerque, NM  
\$115,000  
(EMSC Partnership Grants)

### Healthy Start

HEALTHY START INITIATIVE- ELIMINATING DISPARITIES IN PERINATAL HEALTH -  
BORDER H  
LA CLINICA DE FAMILIA, INC.  
LAS CRUCES, NM  
\$870,000  
(Disparities in Perinatal Health-Border Initiatives)

HEALTHY START INITIATIVE- ELIMINATING DISPARITIES IN PERINATAL HEALTH -  
BORDER H  
LUNA COUNTY  
DEMING, NM  
\$832,500  
(Disparities in Perinatal Health-Border Initiatives)

### Title V - Community Integrated Service Systems (CISS)

CISS - SECCS (PLANNING)  
NEW MEXICO STATE DEPARTMENT OF HEALTH  
Santa Fe, NM  
\$140,000  
(Community-Based Integrated Service Systems (Local/State))

### Title V - Special Projects of Regional and National Significance (SPRANS)

Partnerships to Promote Maternal and Child Health  
FAMILY VOICES, INC  
Albuquerque, NM  
\$200,000  
(Partnerships to Promote Maternal and Child Health)

NEW MEXICO STATE SYSTEMS DEVELOPMENT INITIATIVE  
NEW MEXICO STATE DEPARTMENT OF HEALTH  
Santa Fe, NM  
\$94,643  
(State Systems Development Initiative)

Family Professional Partnership/CSHCN  
Parents Reaching Out to Help  
Albuquerque, NM  
\$95,700  
(Family Professional Partnership/CSHCN)

THE FAMILY VOICES NETWORK OF FAMILY TO FAMILY HEALTH INFORMATION CENTERS  
FAMILY VOICES, INC  
Albuquerque, NM  
\$725,000  
(Family/Professional Partnership/CSHCN)

### **Traumatic Brain Injury**

Traumatic Brain Injury Implementation  
New Mexico Aging & Long-Term Services Department  
Santa Fe, NM  
\$118,600  
(Traumatic Brain Injury Implementation)

Traumatic Brain Injury Protection and Advocacy  
DNA-Native American Protection & Advocacy, Inc  
Farmington, NM  
\$20,000  
(Traumatic Brain Injury Protection and Advocacy)

Traumatic Brain Injury Protection and Advocacy  
PROTECTION AND ADVOCACY SYSTEM  
ALBUQUERQUE, NM  
\$50,000  
(Traumatic Brain Injury Protection and Advocacy)

### **Universal Newborn Hearing Screening**

Universal Newborn Hearing Screening and Intervention  
NEW MEXICO STATE DEPARTMENT OF HEALTH  
Santa Fe, NM  
\$125,000  
(Universal Newborn Hearing Screening and Intervention)

Nevada's Title V Maternal and Child Health Program is administered through the Bureau of Family Health Services, Nevada State Health Division, Department of Health and Human Services. Programs under MCH include Children and Youth with Special Health Care Needs (CYSHCN), which includes newborn screening, newborn hearing screening, multidisciplinary clinics, and Nevada Birth Outcomes Monitoring system (formerly Birth Defects Registry); Maternal, Child and Adolescent Health, which includes Perinatal Substance Abuse Prevention, the MCH Campaign (which includes the MCH Information and Referral Line), teen pregnancy prevention, injury and rape prevention, early childhood systems development and middle childhood systems development; Oral Health which includes sealant initiatives, early childhood caries prevention, and fluoridation; and WIC, which includes breastfeeding promotion.

State Population: **2,565,382**  
Live Births: **40,085**

## MCH PARTNERSHIP FUNDS - FY 2007

Title V Federal-State Block Grant: **\$3,212,345**  
Other MCHB Grant Programs: **\$710,399**  
Bioterrorism Grant Program: **\$0**  
Total MCH Partnership Funds: **\$3,922,744**

## CONTACT INFORMATION

### For More Information on Title V:

#### Title V Program, Contact:

Deborah Wagler  
MCH Director  
4150 Technology Way, Ste 101  
Carson City, NV 89706  
775 684-4285  
775 684-4245  
[dwagler@health.nv.gov](mailto:dwagler@health.nv.gov)  
<http://www.health.nv.gov>

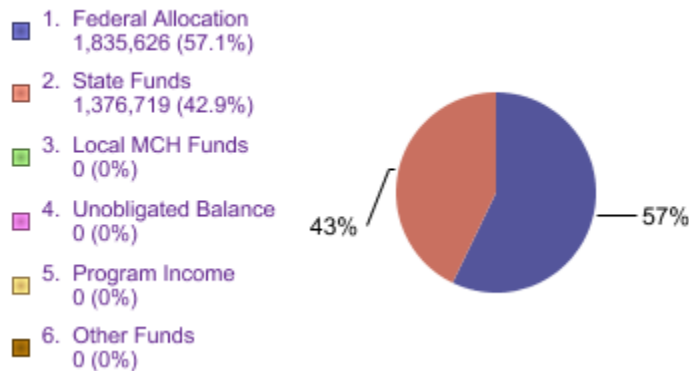
#### Title V Program's Services for Children with Special Health Care Needs, contact:

Judith M. Wright  
Bureau Chief  
4150 Technology Way, Ste 101  
Carson City, NV 89706  
775 684-4285  
775 684-4245  
[jwright@health.nv.gov](mailto:jwright@health.nv.gov)  
<http://www.health.nv.gov>

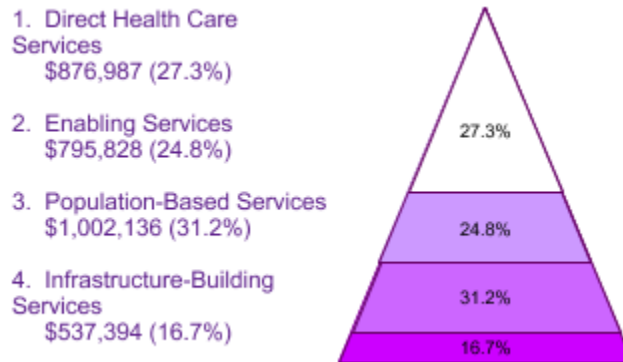
## TITLE V FEDERAL - STATE BLOCK GRANT EXPENDITURES

| By Number of Individuals Served and Population Group |                              |                      |             |
|--|------------------------------|----------------------|-------------|
| Populations Served                                   | Number of Individuals Served | Expenditures FY 2007 |             |
| Pregnant Women                                       | 6,813                        | \$1,360,409          | 42.3%       |
| Infants < 1 year old                                 | 40,652                       | \$0                  | 0%          |
| Children 1 to 22 years old                           | 34,288                       | \$713,344            | 22.2%       |
| Children with Special Healthcare Needs               | 3,738                        | \$942,878            | 29.4%       |
| Others   | 13,958                       | \$0                  | 0%          |
| Administration                                       |                              | \$195,714            | 6.1%        |
| <b>Totals</b>  | <b>99,449</b>                | <b>\$3,212,345</b>   | <b>100%</b> |

### By Source of Funds

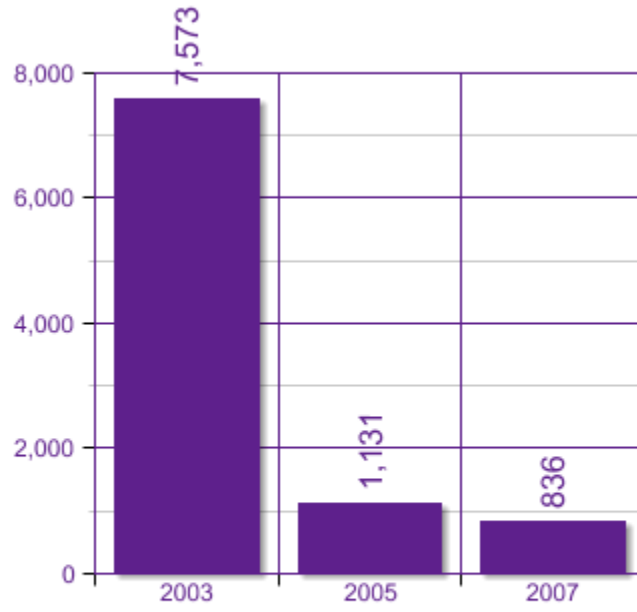


### By Category of Services





**HOTLINE CALLS**



(800) 429-2669  
en Espanol: 1-800-504-7081

## FAMILY PARTICIPATION IN CSHCN PROGRAM

|  |           |
|--|-----------|
| Family members participate on advisory committee or task forces and are offering training, mentoring, and reimbursement, when appropriate.           | 3         |
| Financial support (financial grants, technical assistance, travel, and child care) is offered for parent activities or parent groups.                | 1         |
| Family members are involved in the Children with Special Health Care Needs elements of the MCH Block Grant Application process.                      | 2         |
| Family members are involved in service training of CSHCN staff and providers.  | 1         |
| Family members hired as paid staff or consultants to the State CSHCN program (a family member is hired for his or her expertise as a family member). | 1         |
| Family members of diverse cultures are involved in all of the above activities.  | 3         |
| <b>FY 2007 Total:</b>  | <b>11</b> |
| <b>Total Possible:</b>   | <b>18</b> |

**Scale:**

- 0 = Not Met**
- 1 = Partially Met**
- 2 = Mostly Met**
- 3 = Completely Met**

## MATERNAL & CHILD HEALTH (MCH) MEASURES

| <b>Title V – MCH National Outcome Measures</b>   | <b>State 2007 Results</b> | <b>State 2012 Goal</b> |
|--|---------------------------|------------------------|
| The infant mortality rate per 1,000 live births.   | 4.9                       | 6                      |
| The ratio of the black infant mortality rate to the white infant mortality rate.   | 2.0                       | 1.4                    |
| The neonatal mortality rate per 1,000 live births.   | 3.2                       | 3                      |
| The postneonatal mortality rate per 1,000 live births.   | 1.7                       | 2                      |
| The perinatal mortality rate per 1,000 live births plus fetal deaths.  | 9.3                       | 8                      |
| The child death rate per 100,000 children aged 1 through 14.   | 19.5                      | 16                     |
| <b>Title V - MCH State Performance Measures</b>  | <b>State 2007 Results</b> | <b>State 2012 Goal</b> |
| The percent of women of child-bearing age who receive screening and assistance for domestic violence should be increased.  | 0.1%                      | 15%                    |
| The rate of significant Medicaid dental providers to the Medicaid population of children, youth and women of childbearing age (15-44) should be increased.                             | 1.9                       | 2.4                    |
| The percent of obese women ages 18 to 44 should be decreased.  | 21.9%                     | 16%                    |
| The percent of children and youth ages birth through aged 18 who died from unintentional injuries should be decreased.   | 12.2                      | 5                      |
| The percent of women (18-44) who feel down or depressed should be decreased.   | 51.0%                     | 28%                    |
| The percent of children kindergarten - grade six who have access to a school based health center in Clark County should be increased.  | *                         | *                      |
| Percent of CSHCN program enrollees with follow-up visits from a nutritionist should be increased.  | 10.2%                     | 100%                   |
| The percent of pregnant women and those who are suspected of being pregnant who are screened for Alcohol, Tobacco And Other Drugs (ATOD) and referred in Reno, NV should be decreased. | 34.7%                     | 25%                    |

| Title V - MCH National Performance Measures   | State 2007 Results | State 2012 Goal |
|---|--------------------|-----------------|
| The percent of screen positive newborns who received timely follow up to definitive diagnosis and clinical management for condition(s) mandated by their State-sponsored newborn screening programs.            | 100.0%             | 100%            |
| The percent of children with special health care needs age 0 to 18 years whose families partner in decision making at all levels and are satisfied with the services they receive. (CSHCN survey)               | 47.5%              | 55%             |
| The percent of children with special health care needs age 0 to 18 who receive coordinated, ongoing, comprehensive care within a medical home. (CSHCN Survey)   | 41.2%              | 45%             |
| The percent of children with special health care needs age 0 to 18 whose families have adequate private and/or public insurance to pay for the services they need. (CSHCN Survey)                               | 53.5%              | 56%             |
| Percent of children with special health care needs age 0 to 18 whose families report the community-based service systems are organized so they can use them easily. (CSHCN Survey)                              | 82.6%              | 86%             |
| The percentage of youth with special health care needs who received the services necessary to make transitions to all aspects of adult life, including adult health care, work, and independence.               | 41.7%              | 45%             |
| Percent of 19 to 35 month olds who have received full schedule of age appropriate immunizations against Measles, Mumps, Rubella, Polio, Diphtheria, Tetanus, Pertussis, Haemophilus Influenza, and Hepatitis B. | 65.4%              | 72%             |
| The rate of birth (per 1,000) for teenagers aged 15 through 17 years.   | 25.9               | 23              |
| Percent of third grade children who have received protective sealants on at least one permanent molar tooth.  | 41.0%              | 49%             |
| The rate of deaths to children aged 14 years and younger caused by motor vehicle crashes per 100,000 children.  | 3.9                | 1.9             |
| The percent of mothers who breastfeed their infants at 6 months of age.   | 26.5%              | 40%             |
| Percentage of newborns who have been screened for hearing before hospital discharge.  | 98.8%              | 9%              |
| Percent of children without health insurance.   | 18.8%              | 13%             |
| Percentage of children, ages 2 to 5 years, receiving WIC services with a Body Mass Index (BMI) at or above the 85th percentile.   | 12.6%              | 9%              |
| Percentage of women who smoke in the last three months of pregnancy.  | 6.6%               | 4%              |
| The rate (per 100,000) of suicide deaths among youths aged 15 through 19.   | 11.9               | 5               |
| Percent of very low birth weight infants delivered at facilities for high-risk deliveries and neonates.   | 97.1%              | 99%             |
| Percent of infants born to pregnant women receiving prenatal care beginning in the first trimester.   | 64.7%              | 85%             |

## 2007 TITLE V AND MCHB DISCRETIONARY GRANTS

### Emergency Medical Services for Children (EMSC)

EMSC Partnership Grants  
Nevada Department of Health and Human Services  
Carson City, NV  
\$115,000  
(EMSC Partnership Grants)

### Title V - Community Integrated Service Systems (CISS)

CISS - SECCS (PLANNING)  
Nevada Department of Health and Human Services  
Carson City, NV  
\$140,000  
(Community-Based Integrated Service Systems (Local/State))

### Title V - Special Projects of Regional and National Significance (SPRANS)

NEVADA MATERNAL AND CHILD HEALTH STATE SYSTEMS DEVELOPMENT INITIATIVE  
Nevada Department of Health and Human Services  
Carson City, NV  
\$94,644  
(State Systems Development Initiative)

Family Professional Partnership/CSHCN  
Family TIES of Nevada, Inc  
Reno, NV  
\$95,700  
(Family Professional Partnership/CSHCN)

### Traumatic Brain Injury

Traumatic Brain Injury Implementation  
Office of Disability Services  
Carson City, NV  
\$99,513  
(Traumatic Brain Injury Implementation)

Traumatic Brain Injury Protection and Advocacy  
NV DISABILITY ADVOCACY & LAW CENTER  
Las Vegas, NV  
\$50,000  
(Traumatic Brain Injury Protection and Advocacy)

**Universal Newborn Hearing Screening**

UNIVERSAL NEWBORN HEARING SCREENING  
Nevada Department of Health and Human Services  
Carson City, NV  
\$115,542  
(Universal Newborn Hearing Screening and Intervention)

The New York State Department of Health's Division of Family Health administers the Title V program in New York State. The Title V program supports activities designed to improve the health status of women, particularly those of reproductive age, infants, children and adolescents, including those with special health care needs. Funds support public health/maternal and child health services infrastructure, population-based, enabling and gap-filling personal health care services for those with limited access to high quality, continuous health care. The Division of Family Health encompasses four Bureaus (Women's Health, Dental Health, Early Intervention, and Child and Adolescent Health). The Division also provides leadership for the State Systems Development Initiative (SSDI), the American Indian Health Program, the Asthma Coordinators, MCH Graduate Assistantship Program, and the Migrant and Seasonal Framworker Health Program.

State Population: **19,297,729**  
Live Births: **250,091**

## MCH PARTNERSHIP FUNDS - FY 2007

Title V Federal-State Block Grant: **\$817,504,611**  
Other MCHB Grant Programs: **\$11,486,519**  
Bioterrorism Grant Program: **\$0**  
Total MCH Partnership Funds: **\$828,991,130**

## CONTACT INFORMATION

### Title V Program, Contact:

Barbara L. McTague  
Director, Division of Family Health  
Room 890, Corning Tower Building, ESP  
Albany, NY 12237-0657  
(518) 474-6968  
(518) 473-2015  
blm01@health.state.ny.us  
www.health.state.ny.us

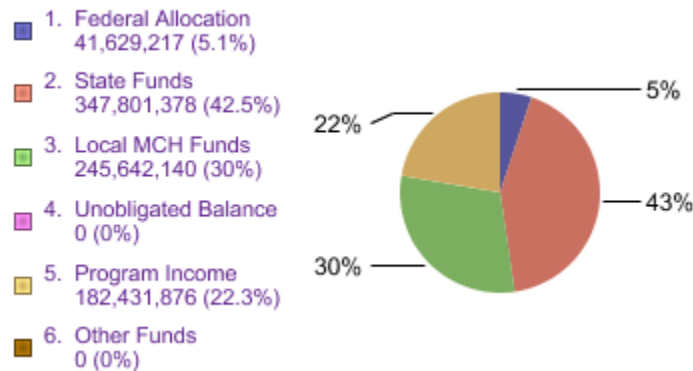
### Title V Program's Services for Children with Special Health Care Needs, contact:

Susan Slade, MS, RN  
Co-Director, Medical Home Unit  
Room 208, Corning Tower, ESP  
Albany, NY 12237-0618  
(518) 474-2001  
(518) 473-8673  
sjs11@health.state.ny.us  
www.health.state.ny.us

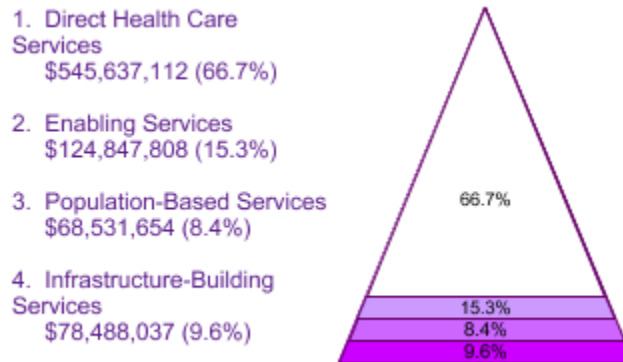
## TITLE V FEDERAL - STATE BLOCK GRANT EXPENDITURES

| By Number of Individuals Served and Population Group |                              |                      |             |
|--|------------------------------|----------------------|-------------|
| Populations Served                                   | Number of Individuals Served | Expenditures FY 2007 |             |
| Pregnant Women                                       | 388,110                      | \$45,117,681         | 5.5%        |
| Infants < 1 year old                                 | 244,832                      | \$104,879,584        | 12.8%       |
| Children 1 to 22 years old                           | 5,644,950                    | \$97,346,038         | 11.9%       |
| Children with Special Healthcare Needs               | 554,740                      | \$498,360,642        | 61%         |
| Others   | 485,170                      | \$43,678,763         | 5.3%        |
| Administration                                       |                              | \$28,121,903         | 3.4%        |
| <b>Totals</b>  | <b>7,317,802</b>             | <b>\$817,504,611</b> | <b>100%</b> |

### By Source of Funds

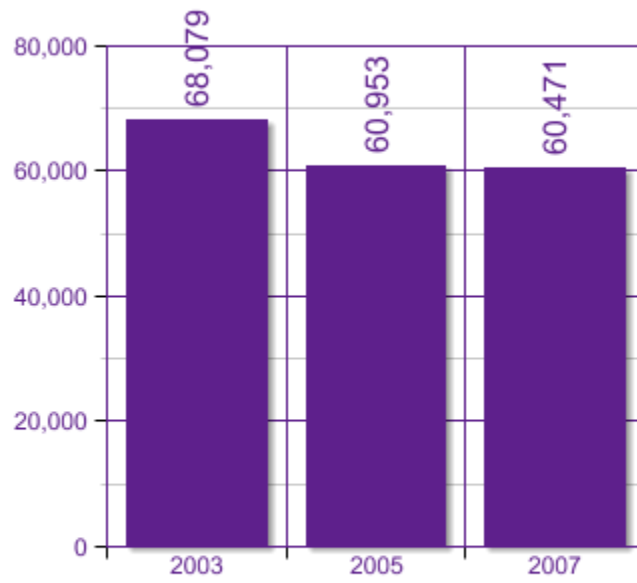


### By Category of Services





### HOTLINE CALLS



(800) 522-5006  
en Español: 1-800-504-7081

## FAMILY PARTICIPATION IN CSHCN PROGRAM

|  |           |
|--|-----------|
| Family members participate on advisory committee or task forces and are offering training, mentoring, and reimbursement, when appropriate.           | 3         |
| Financial support (financial grants, technical assistance, travel, and child care) is offered for parent activities or parent groups.                | 3         |
| Family members are involved in the Children with Special Health Care Needs elements of the MCH Block Grant Application process.                      | 3         |
| Family members are involved in service training of CSHCN staff and providers.  | 3         |
| Family members hired as paid staff or consultants to the State CSHCN program (a family member is hired for his or her expertise as a family member). | 3         |
| Family members of diverse cultures are involved in all of the above activities.  | 3         |
| <b>FY 2007 Total:</b>  | <b>18</b> |
| <b>Total Possible:</b>   | <b>18</b> |

**Scale:**

- 0 = Not Met**
- 1 = Partially Met**
- 2 = Mostly Met**
- 3 = Completely Met**

## MATERNAL & CHILD HEALTH (MCH) MEASURES

| <b>Title V – MCH National Outcome Measures</b>  | <b>State 2007 Results</b> | <b>State 2012 Goal</b> |
|---|---------------------------|------------------------|
| The infant mortality rate per 1,000 live births.  | 5.6                       | 5.2                    |
| The ratio of the black infant mortality rate to the white infant mortality rate.                                | 1.9                       | 1.2                    |
| The neonatal mortality rate per 1,000 live births.  | 3.8                       | 3.6                    |
| The postneonatal mortality rate per 1,000 live births.  | 1.8                       | 1                      |
| The perinatal mortality rate per 1,000 live births plus fetal deaths.   | 5.6                       | 5.2                    |
| The child death rate per 100,000 children aged 1 through 14.  | 13.0                      | 9.3                    |
| <b>Title V - MCH State Performance Measures</b>   | <b>State 2007 Results</b> | <b>State 2012 Goal</b> |
| Percent of Live Births Resulting from Unintended Pregnancies  | 33.4%                     | 29.5%                  |
| Hospitalization Rate for Asthma in Children 1 to Age 14   | 319.2                     | 230                    |
| Teenage Pregnancy Rate for Girls Ages 15-17   | 36.3                      | 32                     |
| Percent of infants who are put down on their backs to sleep.  | 71.9                      | 86                     |
| Hospitalizations for Self-Inflicted Injuries for 15-19 Year Olds  | 0.1%                      | 0.1%                   |
| Percent of High School Students who had five or more drinks of alcohol in a row at least once in the Last Month | 24.9%                     | 18%                    |
| Percent of High School Students Who Smoked Cigarettes in the Last Month   | 13.8%                     | 4%                     |
| Percent of children in the birth year cohort who were screened for high blood lead before the age of two.       | 69.5                      | 83                     |
| Percent of High School Students who watched 3 or more hours of TV on an average school day.                     | 35.3%                     | 30%                    |
| Percent of Women that felt down, depressed or hopeless always or often after their baby was born.               | 8.3%                      | 7%                     |

| Title V - MCH National Performance Measures   | State 2007 Results | State 2012 Goal |
|---|--------------------|-----------------|
| The percent of screen positive newborns who received timely follow up to definitive diagnosis and clinical management for condition(s) mandated by their State-sponsored newborn screening programs.            | 100.0%             | 100%            |
| The percent of children with special health care needs age 0 to 18 years whose families partner in decision making at all levels and are satisfied with the services they receive. (CSHCN survey)               | 59%                | 68%             |
| The percent of children with special health care needs age 0 to 18 who receive coordinated, ongoing, comprehensive care within a medical home. (CSHCN Survey)   | 45.2%              | 60%             |
| The percent of children with special health care needs age 0 to 18 whose families have adequate private and/or public insurance to pay for the services they need. (CSHCN Survey)                               | 62.1%              | *               |
| Percent of children with special health care needs age 0 to 18 whose families report the community-based service systems are organized so they can use them easily. (CSHCN Survey)                              | 90.6%              | 93%             |
| The percentage of youth with special health care needs who received the services necessary to make transitions to all aspects of adult life, including adult health care, work, and independence.               | 38.4%              | 43%             |
| Percent of 19 to 35 month olds who have received full schedule of age appropriate immunizations against Measles, Mumps, Rubella, Polio, Diphtheria, Tetanus, Pertussis, Haemophilus Influenza, and Hepatitis B. | 85.8%              | 90%             |
| The rate of birth (per 1,000) for teenagers aged 15 through 17 years.   | 13.1               | 10              |
| Percent of third grade children who have received protective sealants on at least one permanent molar tooth.  | 27.0%              | 45%             |
| The rate of deaths to children aged 14 years and younger caused by motor vehicle crashes per 100,000 children.  | 1.3                | 0.8             |
| The percent of mothers who breastfeed their infants at 6 months of age.   | 50%                | 55%             |
| Percentage of newborns who have been screened for hearing before hospital discharge.  | 97.9%              | 100%            |
| Percent of children without health insurance.   | 8.4%               | 6.5%            |
| Percentage of children, ages 2 to 5 years, receiving WIC services with a Body Mass Index (BMI) at or above the 85th percentile.   | 32.0%              | 28%             |
| Percentage of women who smoke in the last three months of pregnancy.  | 12.2%              | 11%             |
| The rate (per 100,000) of suicide deaths among youths aged 15 through 19.   | 4.0                | 3.7             |
| Percent of very low birth weight infants delivered at facilities for high-risk deliveries and neonates.   | 88.6%              | 95%             |
| Percent of infants born to pregnant women receiving prenatal care beginning in the first trimester.   | 74.6%              | 82%             |

## 2007 TITLE V AND MCHB DISCRETIONARY GRANTS

### Emergency Medical Services for Children (EMSC)

EMSC Partnership Grants  
Health Research, Inc.  
Rensselaer, NY  
\$115,000  
(EMSC Partnership Grants)

EMSC NETWORK DEVELOPMENT DEMONSTRATION PROJECT (NDDP)  
Trustees of Columbia University  
New York, NY  
\$742,630  
(Emergency Medical Services for Children: Network Development Demonstration Project)

### Healthy Start

ELIMINATING DISPARITIES IN PERINATAL HEALTH  
Onondaga County Health Department  
Syracuse, NY  
\$975,000  
(Healthy Start Initiative-Eliminating Racial/Ethnic Disparities)

ELIMINATING DISPARITIES  
Perinatal Network of Monroe County, Inc.  
Rochester, NY  
\$500,000  
(Healthy Start Initiative-Eliminating Racial/Ethnic Disparities)

ELIMINATING DISPARITIES IN PERINATAL HEALTH  
COLUMBIA UNIVERSITY  
New York, NY  
\$1,175,000  
(Healthy Start Initiative-Eliminating Racial/Ethnic Disparities)

ELIMINATING DISPARITIES IN PERINATAL HEALTH  
Northern Manhattan Perinatal Partnership, Inc.  
New York, NY  
\$875,000  
(Healthy Start Initiative-Eliminating Racial/Ethnic Disparities)

ELIMINATING DISPARITIES IN PERINATAL HEALTH  
Fund for Public Health in New York, Inc.  
New York, NY  
\$1,350,000  
(Healthy Start Initiative-Eliminating Racial/Ethnic Disparities)

**Title V - Community Integrated Service Systems (CISS)**

CISS - SECCS (PLANNING)

Health Research, Inc.

Menands, NY

\$140,000

(Community-Based Integrated Service Systems (Local/State))

Early Childhood Health

Columbia University

NEW YORK, NY

\$375,000

(Early Childhood Health)

**Title V - Special Projects of Regional and National Significance (SPRANS)**

State Implementation Grants for Integrated Community Systems for CSHCN

Health Research, Inc.

Rensselaer, NY

\$295,500

(State Implementation Grants for Integrated Community Systems for CSHCN)

Child Health Practitioner Support Program

ST JOSEPH'S HOSPITAL HEALTH CENTER

SYRACUSE, NY

\$296,556

(Child Health Practitioner Support Program)

Partnerships to Promote Maternal and Child Health

TODAY'S CHILD COMMUNICATIONS, INC.

New York, NY

\$200,000

(Partnerships to Promote Maternal and Child Health)

Integrated Services for Young Children with Special Health Care Needs

ST. CHARLES HOSPITAL & REHABILITATION CENTER

Port Jefferson, NY

\$250,000

(Medical Home/CSHCN)

Health Families Expansion Program

UNIVERSITY OF ROCHESTER

Rochester, NY

\$34,724

(Healthy Tomorrows Partnership for Children Program)

Healthy Tomorrows Partnership for Children Program

THE TRUSTEES OF COLUMBIA UNIVERSITY

New York, NY

\$50,000

(Healthy Tomorrows Partnership for Children Program)

STATE SYSTEMS DEVELOPMENT INITIATIVE  
Health Research, Inc.  
Rensselaer, NY  
\$94,644  
(State Systems Development Initiative)

REG MT SINAI-CORNELL U HEMOPHILIA DIAGNOSTIC & TREATMENT CTR  
MOUNT SINAI SCHOOL OF MEDICINE  
New York, NY  
\$649,624  
(Hemophilia Treatment Centers (SPRANS))

GENETICS SERVICES  
BROOKDALE UNIV HOSPITAL MEDICAL CENTER  
Brooklyn, NY  
\$185,000  
(Genetic Services Project)

Children's Oral Healthcare Access Program  
Health Research, INC./ NYS Department of Health  
Albany, NY  
\$160,000  
(Children's Oral Healthcare Access Program)

Family Professional Partnership/CSHCN  
Parent to Parent of NYS  
Tupper Lake, NY  
\$95,700  
(Family Professional Partnership/CSHCN)

GENETICS SERVICES  
Joan & Sanford I Weill Medical College of Cornell University  
New York, NY  
\$175,000  
(Thalassemia)

MCH Distance Learning  
NEW YORK MEDICAL COLLEGE  
Valhalla, NY  
\$100,000  
(MCH Distance Learning)

Leadership Training in Pediatric Dentistry  
COLUMBIA UNIVERSITY  
New York, NY  
\$200,000  
(Leadership Training in Pediatric Dentistry)

Training CED/COR Pediatric and Child Psychiatry  
Trustees of Columbia University in the City of New York  
New York, NY  
\$14,356  
(Training CED/COR Pediatric and Child Psychiatry)

ROCHESTER MCH LEADERSHIP EDUCATION IN ADOLESCENT HEALTH (LT-ADOLESCENT HEALTH)

University of Rochester  
Rochester, NY

\$372,000

(Leadership Education in Adolescent Health)

PEDIATRIC PULMONARY CENTER TRAINING GRANT  
MOUNT SINAI SCHOOL OF MEDICINE

New York, NY

\$370,000

(Pediatric Pulmonary Centers)

LEADERSHIP EDUCATION IN BEHAVIORAL PEDIATRICS

Montefiore Medical Center

Bronx, NY

\$145,000

(Developmental-Behavioral Pediatrics Training Program)

Heritable Disorders

Health Research, Inc.

Rensselaer, NY

\$500,000

(Heritable Disorders)

CONSUMER NETWORK FOR GENETIC RESOURCE & SERVICE INFORMATION  
MARCH OF DIMES FOUNDATION

WHITE PLAINS, NY

\$700,000

(Consumer Initiatives for Genetic Resources and Services)

**Traumatic Brain Injury**

Traumatic Brain Injury Implementation

Health Research, Inc.

Rensselaer, NY

\$118,000

(Traumatic Brain Injury Implementation)

Traumatic Brain Injury Protection and Advocacy

Commission on Quality of Care and Advocacy for Persons with Disabilities

Schenectady, NY

\$82,785

(Traumatic Brain Injury Protection and Advocacy)

**Universal Newborn Hearing Screening**

UNIVERSAL NEWBORN HEARING SCREENING

Health Research, Inc.

Rensselaer, NY

\$150,000

(Universal Newborn Hearing Screening and Intervention)



The Ohio Department of Health administers the Title V Program. The Department conducts a statewide assessment of needs, develops policies, plans and implements programs to improve the health of women, infants, children, adolescents, and families in Ohio. Programs within the Title V administrative structure which are coordinated with the MCH Block Grant include: Oral Health Services to improve access to dental care; the Help Me Grow Program, which includes the Part C Early Intervention Program, birth to three at-risk services and newborn visitation program; Title X family planning services; WIC; Primary and Rural Health Services; Ryan White Program; Childhood Lead Poisoning Prevention Program and the Birth Defects Surveillance Program

State Population: **11,466,917**  
Live Births: **150,590**

## MCH PARTNERSHIP FUNDS - FY 2007

Title V Federal-State Block Grant: **\$46,127,976**  
Other MCHB Grant Programs: **\$5,031,538**  
Bioterrorism Grant Program: **\$0**  
Total MCH Partnership Funds: **\$51,159,514**

### CONTACT INFORMATION

#### For More Information on Title V:

##### Title V Program, Contact:

Karen Hughes, MPH  
Chief, Division of Family and Community Health Services  
246 North High Street  
Columbus, Ohio 43215  
614-466-3263  
614-728-9163  
karen.hughes@odh.ohio.gov  
<http://www.odh.ohio.gov>

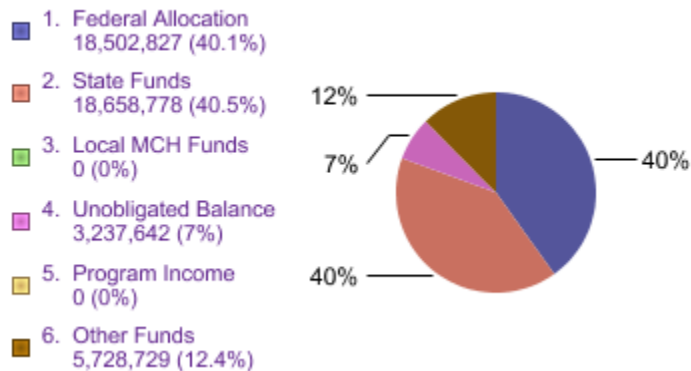
##### Title V Program's Services for Children with Special Health Care Needs, contact:

James Bryant, MD  
Chief, Bureau for Children with Medical Handicaps  
246 North High Street  
Columbus, Ohio 43215  
614-466-1549  
614-728-3616  
james.bryant@odh.ohio.gov  
<http://www.odh.ohio.gov>

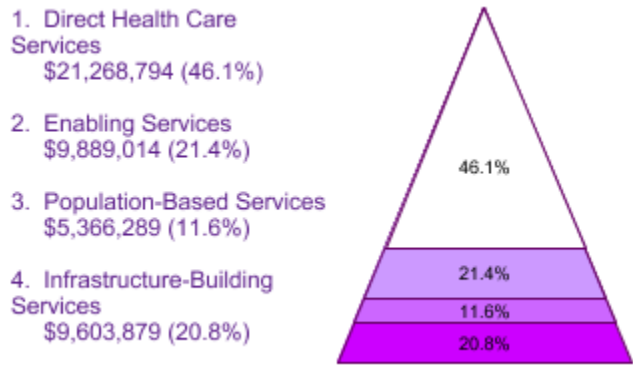
**TITLE V FEDERAL - STATE BLOCK GRANT EXPENDITURES**

| <b>By Number of Individuals Served and Population Group</b> |                                     |                             |             |
|---|-------------------------------------|-----------------------------|-------------|
| <b>Populations Served</b>                                   | <b>Number of Individuals Served</b> | <b>Expenditures FY 2007</b> |             |
| Pregnant Women  | 150,510                             | \$5,647,207                 | 12.2%       |
| Infants < 1 year old  | 150,510                             | \$2,464,671                 | 5.3%        |
| Children 1 to 22 years old                                  | 1,849,900                           | \$15,816,966                | 34.3%       |
| Children with Special Healthcare Needs                      | 342,562                             | \$21,685,341                | 47%         |
| Others  | 101,505                             | \$0                         | 0%          |
| Administration  |                                     | \$513,791                   | 1.1%        |
| <b>Totals</b>   | <b>2,594,987</b>                    | <b>\$46,127,976</b>         | <b>100%</b> |

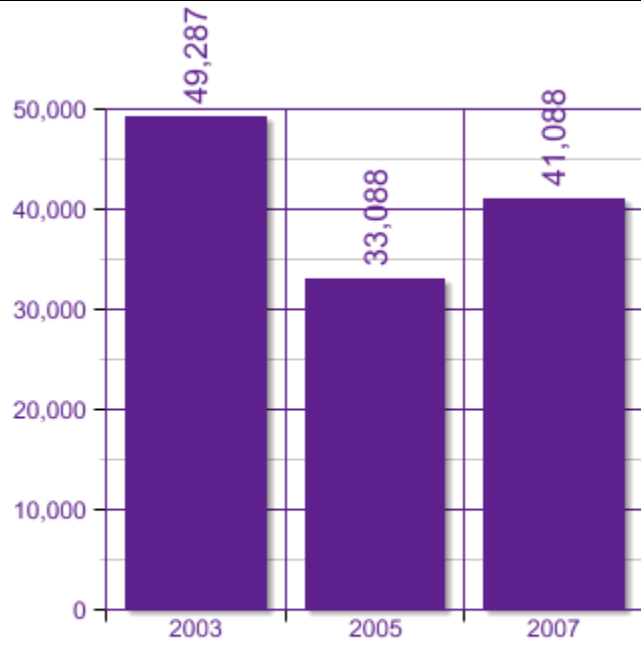
**By Source of Funds**



**By Category of Services**



**HOTLINE CALLS**



(800)755-4769  
en Español: 1-800-504-7081

## FAMILY PARTICIPATION IN CSHCN PROGRAM

|  |           |
|--|-----------|
| Family members participate on advisory committee or task forces and are offering training, mentoring, and reimbursement, when appropriate.           | 3         |
| Financial support (financial grants, technical assistance, travel, and child care) is offered for parent activities or parent groups.                | 2         |
| Family members are involved in the Children with Special Health Care Needs elements of the MCH Block Grant Application process.                      | 3         |
| Family members are involved in service training of CSHCN staff and providers.  | 2         |
| Family members hired as paid staff or consultants to the State CSHCN program (a family member is hired for his or her expertise as a family member). | 3         |
| Family members of diverse cultures are involved in all of the above activities.  | 3         |
| <b>FY 2007 Total:</b>  | <b>16</b> |
| <b>Total Possible:</b>   | <b>18</b> |

Scale:      0 = Not Met  
               1 = Partially Met  
               2 = Mostly Met  
               3 = Completely Met

## MATERNAL &amp; CHILD HEALTH (MCH) MEASURES

| <b>Title V – MCH National Outcome Measures</b>   | <b>State 2007 Results</b> | <b>State 2012 Goal</b> |
|--|---------------------------|------------------------|
| The infant mortality rate per 1,000 live births.   | 7.8                       | 6.8                    |
| The ratio of the black infant mortality rate to the white infant mortality rate.   | 2.7                       | 1.9                    |
| The neonatal mortality rate per 1,000 live births.   | 5.2                       | 4.9                    |
| The postneonatal mortality rate per 1,000 live births.   | 2.6                       | 2.3                    |
| The perinatal mortality rate per 1,000 live births plus fetal deaths.  | 7.0                       | 6.5                    |
| The child death rate per 100,000 children aged 1 through 14.   | 19.9                      | 17                     |
| <b>Title V - MCH State Performance Measures</b>  | <b>State 2007 Results</b> | <b>State 2012 Goal</b> |
| Increase statewide capacity to reduce unintended pregnancies among populations at high risk for poor birth outcomes.   | 2.0                       | 4                      |
| Percent of low birth weight black births among all live black births.  | 14.2%                     | 13%                    |
| Increase the capacity of the State to assess social/emotional health needs of MCH populations and to promote early identification, prevention and intervention services. | 1.0                       | 4                      |
| Degree to which Division of Family and Community Health Services programs can incorporate and evaluate culturally appropriate activities and interventions               | 3.0                       | 5                      |
| Percent of 3rd graders who are overweight  | 34.3%                     | 34%                    |
| Assess the contribution of safety net providers in meeting the need for primary care, mental health, and dental services   | 1.0                       | 3                      |
| Percentage of 3rd grade children with untreated caries   | 23.7%                     | 18%                    |
| Implement Ohio Connections for Children with Special Needs (OCCSN) Birth Defects Registry System   | 3.0                       | 4                      |
| Increase the proportion of children who receive age- and risk-appropriate screenings for lead, vision, and hearing.  | 25.0%                     | 4%                     |
| Integrate ODH Maternal and Child Health Information Systems  | 1.0                       | 6                      |

| Title V - MCH National Performance Measures   | State 2007 Results | State 2012 Goal |
|---|--------------------|-----------------|
| The percent of screen positive newborns who received timely follow up to definitive diagnosis and clinical management for condition(s) mandated by their State-sponsored newborn screening programs.            | 66.3%              | 100%            |
| The percent of children with special health care needs age 0 to 18 years whose families partner in decision making at all levels and are satisfied with the services they receive. (CSHCN survey)               | 65.4%              | 75%             |
| The percent of children with special health care needs age 0 to 18 who receive coordinated, ongoing, comprehensive care within a medical home. (CSHCN Survey)   | 55.6%              | 60%             |
| The percent of children with special health care needs age 0 to 18 whose families have adequate private and/or public insurance to pay for the services they need. (CSHCN Survey)                               | 64.6%              | 75%             |
| Percent of children with special health care needs age 0 to 18 whose families report the community-based service systems are organized so they can use them easily. (CSHCN Survey)                              | 92.2%              | 95%             |
| The percentage of youth with special health care needs who received the services necessary to make transitions to all aspects of adult life, including adult health care, work, and independence.               | 48.5%              | 50%             |
| Percent of 19 to 35 month olds who have received full schedule of age appropriate immunizations against Measles, Mumps, Rubella, Polio, Diphtheria, Tetanus, Pertussis, Haemophilus Influenza, and Hepatitis B. | 81.3%              | 86%             |
| The rate of birth (per 1,000) for teenagers aged 15 through 17 years.   | 19.8               | 18              |
| Percent of third grade children who have received protective sealants on at least one permanent molar tooth.  | 42.2%              | 52%             |
| The rate of deaths to children aged 14 years and younger caused by motor vehicle crashes per 100,000 children.  | 2.7                | 2.5             |
| The percent of mothers who breastfeed their infants at 6 months of age.   | 31.5%              | 36%             |
| Percentage of newborns who have been screened for hearing before hospital discharge.  | 90.2%              | 99%             |
| Percent of children without health insurance.   | 7.1%               | 7%              |
| Percentage of children, ages 2 to 5 years, receiving WIC services with a Body Mass Index (BMI) at or above the 85th percentile.   | 27.6%              | 25.6%           |
| Percentage of women who smoke in the last three months of pregnancy.  | 15.3%              | 14%             |
| The rate (per 100,000) of suicide deaths among youths aged 15 through 19.   | 8.7                | 8.5             |
| Percent of very low birth weight infants delivered at facilities for high-risk deliveries and neonates.   | 67.4%              | 74%             |
| Percent of infants born to pregnant women receiving prenatal care beginning in the first trimester.   | 72.7%              | 80.5%           |

**2007 TITLE V AND MCHB DISCRETIONARY GRANTS****Emergency Medical Services for Children (EMSC)**

EMSC Partnership Grants  
State of Ohio  
Columbus, OH  
\$115,000  
(EMSC Partnership Grants)

EMSC Targeted Issue Grants  
THE OHIO STATE UNIVERSITY RESEARCH FOUNDATION  
COLUMBUS, OH  
\$200,000  
(EMSC Targeted Issue Grants)

**Healthy Start**

HEALTHY START INITIATIVE: ELIMINATING DISPARITIES IN PERINATAL HEALTH  
COLUMBUS HEALTH DEPARTMENT  
COLUMBUS, OH  
\$750,000  
(Healthy Start Initiative-Eliminating Racial/Ethnic Disparities)

CLEVELAND HEALTHY FAMILY/ HEALTHY START PROJECT  
CLEVELAND DEPARTMENT OF PUBLIC HEALTH  
CLEVELAND, OH  
\$2,000,000  
(Healthy Start Initiative-Eliminating Racial/Ethnic Disparities)

**Research**

Increasing Retention in Home Visitation (MCH Research)  
CHILDREN'S HOSPITAL MEDICAL CENTER  
Cincinnati, OH  
\$253,270  
(MCH Research)

How Insurance Instability Impacts Children (MCH Research)  
CHILDREN'S HOSPITAL MEDICAL CENTER  
Cincinnati, OH  
\$87,505  
(MCH Research)

Xylitol for Caries Prevention in Inner-City Children  
CASE WESTERN RESERVE UNIVERSITY  
CLEVELAND, OH  
\$251,041  
(MCH Research)

**Title V - Community Integrated Service Systems (CISS)**

Community-Based Integrated Service Systems (Local/State)  
STATE OF OHIO-DEPT OF HEALTH  
COLUMBUS, OH  
\$140,000  
(Community-Based Integrated Service Systems (Local/State))

**Title V - Special Projects of Regional and National Significance (SPRANS)**

Integrated Services for Young Children with Special Health Care Needs  
PrimeCare of Southeastern Ohio, Inc .  
Zanesville, OH  
\$46,940  
(Medical Home/CSHCN)

Health Families Expansion Program  
ST. VINCENT MERCY MEDICAL CENTER  
Toledo, OH  
\$50,000  
(Healthy Tomorrows Partnership for Children Program)

OHIO STATE SYSTEMS DEVELOPMENT INITIATIVE  
Ohio Dept of Health  
Columbus, OH  
\$94,644  
(State Systems Development Initiative)

Integrated Health and Behavioral Health Care for Children And Adolescents  
ST. VINCENT MERCY MEDICAL CENTER  
Toledo, OH  
\$200,000  
(Integrated Health and Behavioral Health Care for Children And Adolescents )

Training CED/COR Pediatric and Child Psychiatry  
Children's Research Institute  
Columbus, OH  
\$15,000  
(Training CED/COR Pediatric and Child Psychiatry)

BEHAVIORAL PEDIATRICS FELLOWSHIP TRAINING PROGRAM  
CASE WESTERN RESERVE UNIVERSITY  
Cleveland, OH  
\$175,000  
(Developmental-Behavioral Pediatrics Training Program)



Sickle Cell Treatment Demonstration Program  
UNIVERSITY OF CINCINNATI  
Cincinnati, OH  
\$320,000  
(Sickle Cell Treatment Demonstration Program)

**Traumatic Brain Injury**

Traumatic Brain Injury Implementation  
State of Ohio Rehabilitation Services Commission  
Columbus, OH  
\$118,000  
(Traumatic Brain Injury Implementation)

Traumatic Brain Injury Protection and Advocacy  
OHIO STATE LEGAL RIGHTS SERVICE  
COLUMBUS, OH  
\$65,138  
(Traumatic Brain Injury Protection and Advocacy)

**Universal Newborn Hearing Screening**

UNIVERSAL NEWBORN HEARING SCREENING  
STATE OF OHIO - DEPARTMENT OF HEALTH  
COLUMBUS, OH  
\$150,000  
(Universal Newborn Hearing Screening and Intervention)

The Title V Program is administered by two state agencies. The Oklahoma State Department of Health (OSDH) administers programs for pregnant women, mothers, infants, children and their families through the Maternal and Child Health Service (MCH). MCH organizationally consists of the Child and Adolescent Health Division, Women's Health Division and MCH Assessment. The Oklahoma Department of Human Services (OKDHS) administers the Children with Special Health Care Needs (CSHCN) Program through the Health Related and Medical Services of the Family Support Services Division.

State Population: **3,617,316**  
Live Births: **54,018**

## MCH PARTNERSHIP FUNDS - FY 2007

Title V Federal-State Block Grant: **\$22,006,345**  
Other MCHB Grant Programs: **\$3,316,307**  
Bioterrorism Grant Program: **\$0**  
Total MCH Partnership Funds: **\$25,322,652**

## CONTACT INFORMATION

### For More Information on Title V:

#### Title V Program, Contact:

Suzanna Dooley, MS, ARNP  
Chief, Maternal & Child Health Services  
OSDH, 1000 NE 10th Street  
Oklahoma City, Oklahoma 73117-1299  
(405) 271-4480  
(405) 271-2994  
suzannad@health.ok.gov  
www.health.ok.gov, OASIS - oasis.ouhsc.edu

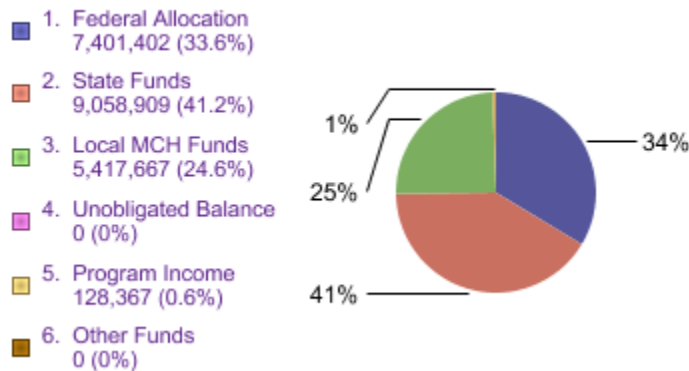
#### Title V Program's Services for Children with Special Health Care Needs, contact:

Karen Hylton  
Director, CSHCN Program  
OKDHS, P.O. Box 25352  
Oklahoma City, Oklahoma 73125  
(405) 521-3602  
(405) 521-4158  
karen.hylton@okdhs.org  
www.okdhs.org

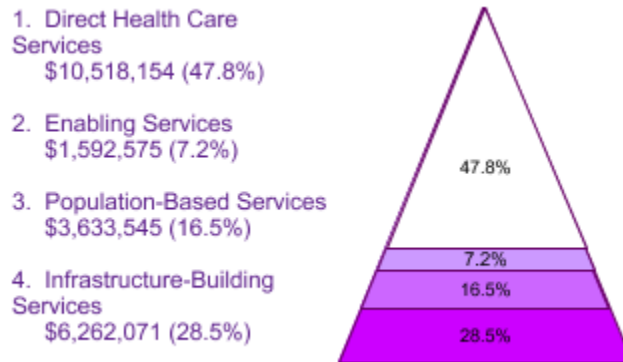
## TITLE V FEDERAL - STATE BLOCK GRANT EXPENDITURES

| By Number of Individuals Served and Population Group |                              |                      |             |
|--|------------------------------|----------------------|-------------|
| Populations Served                                   | Number of Individuals Served | Expenditures FY 2007 |             |
| Pregnant Women                                       | 4,800                        | \$5,902,376          | 26.8%       |
| Infants < 1 year old                                 | 54,354                       | \$2,709,536          | 12.3%       |
| Children 1 to 22 years old                           | 19,671                       | \$7,840,093          | 35.6%       |
| Children with Special Healthcare Needs               | 25,691                       | \$3,895,473          | 17.7%       |
| Others   | 82,524                       | \$0                  | 0%          |
| Administration                                       |                              | \$1,658,867          | 7.5%        |
| <b>Totals</b>  | <b>187,040</b>               | <b>\$22,006,345</b>  | <b>100%</b> |

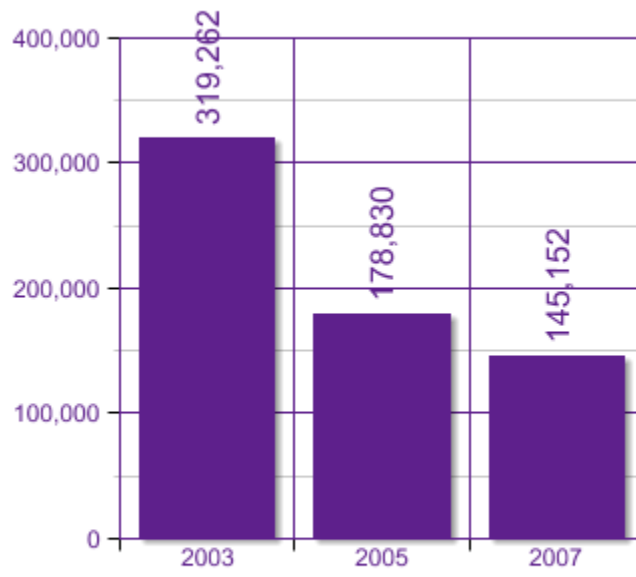
### By Source of Funds



### By Category of Services



**HOTLINE CALLS**



(800) 426-2747  
en Espanol: 1-800-504-7081

## FAMILY PARTICIPATION IN CSHCN PROGRAM

|  |           |
|--|-----------|
| Family members participate on advisory committee or task forces and are offering training, mentoring, and reimbursement, when appropriate.           | 3         |
| Financial support (financial grants, technical assistance, travel, and child care) is offered for parent activities or parent groups.                | 2         |
| Family members are involved in the Children with Special Health Care Needs elements of the MCH Block Grant Application process.                      | 2         |
| Family members are involved in service training of CSHCN staff and providers.  | 2         |
| Family members hired as paid staff or consultants to the State CSHCN program (a family member is hired for his or her expertise as a family member). | 3         |
| Family members of diverse cultures are involved in all of the above activities.  | 1         |
| <b>FY 2007 Total:</b>  | <b>13</b> |
| <b>Total Possible:</b>   | <b>18</b> |

**Scale:**

- 0 = Not Met**
- 1 = Partially Met**
- 2 = Mostly Met**
- 3 = Completely Met**

## MATERNAL & CHILD HEALTH (MCH) MEASURES

| <b>Title V – MCH National Outcome Measures</b>  | <b>State 2007 Results</b> | <b>State 2012 Goal</b> |
|---|---------------------------|------------------------|
| The infant mortality rate per 1,000 live births.  | 7.6                       | 6.5                    |
| The ratio of the black infant mortality rate to the white infant mortality rate.  | 2.6                       | 1.3                    |
| The neonatal mortality rate per 1,000 live births.  | 4.6                       | 3.9                    |
| The postneonatal mortality rate per 1,000 live births.  | 3.7                       | 2.6                    |
| The perinatal mortality rate per 1,000 live births plus fetal deaths.   | 10.1                      | 8.3                    |
| The child death rate per 100,000 children aged 1 through 14.  | 31.1                      | 23.7                   |
| <b>Title V - MCH State Performance Measures</b>   | <b>State 2007 Results</b> | <b>State 2012 Goal</b> |
| The percent of women who have an unintended pregnancy (mistimed or unwanted) resulting in live birth.   | 48.4%                     | 47.2%                  |
| The percent of adolescents grades 9-12 smoking tobacco products   | 23.2%                     | 21.8%                  |
| The number of families with a child with special health care needs receiving respite care provided through the CSHCN program.                             | 138                       | 200                    |
| The percent of adolescents at risk for overweight (greater than or equal to 85th percentile of gender-specific body mass index [BMI] distribution).       | 15.3%                     | 14.2%                  |
| The extent to which the MCH program area develops and maintains the capacity to access and link health-related data relevant to targeted MCH populations. | 15                        | 18                     |
| The percent of Medicaid eligible children with special health care needs who report receiving routine dental care.  | 41.5%                     | 44%                    |
| The percent of adolescents grades 9-12 not using alcohol during the past 30 days.   | 56.9%                     | 67.1%                  |
| The percent of adolescents overweight and obese (greater than or equal to 85th percentile of gender-specific body mass index [BMI] distribution)          | 29.9%                     | 28.4%                  |

| Title V - MCH National Performance Measures   | State 2007 Results | State 2012 Goal |
|---|--------------------|-----------------|
| The percent of screen positive newborns who received timely follow up to definitive diagnosis and clinical management for condition(s) mandated by their State-sponsored newborn screening programs.            | 100.0%             | 100%            |
| The percent of children with special health care needs age 0 to 18 years whose families partner in decision making at all levels and are satisfied with the services they receive. (CSHCN survey)               | 56.9%              | 62.7%           |
| The percent of children with special health care needs age 0 to 18 who receive coordinated, ongoing, comprehensive care within a medical home. (CSHCN Survey)   | 49.7%              | 62.5%           |
| The percent of children with special health care needs age 0 to 18 whose families have adequate private and/or public insurance to pay for the services they need. (CSHCN Survey)                               | 61.6%              | 68.1%           |
| Percent of children with special health care needs age 0 to 18 whose families report the community-based service systems are organized so they can use them easily. (CSHCN Survey)                              | 90.3%              | 95%             |
| The percentage of youth with special health care needs who received the services necessary to make transitions to all aspects of adult life, including adult health care, work, and independence.               | 43.7%              | 49%             |
| Percent of 19 to 35 month olds who have received full schedule of age appropriate immunizations against Measles, Mumps, Rubella, Polio, Diphtheria, Tetanus, Pertussis, Haemophilus Influenza, and Hepatitis B. | 79.5%              | 86%             |
| The rate of birth (per 1,000) for teenagers aged 15 through 17 years.   | 30.6               | 25.7            |
| Percent of third grade children who have received protective sealants on at least one permanent molar tooth.  | 35.1%              | 43.2%           |
| The rate of deaths to children aged 14 years and younger caused by motor vehicle crashes per 100,000 children.  | 6.7                | 4.9             |
| The percent of mothers who breastfeed their infants at 6 months of age.   | 29.6%              | 35%             |
| Percentage of newborns who have been screened for hearing before hospital discharge.  | 95.1%              | 97.4%           |
| Percent of children without health insurance.   | 12.5%              | 12%             |
| Percentage of children, ages 2 to 5 years, receiving WIC services with a Body Mass Index (BMI) at or above the 85th percentile.   | 54.4%              | 50%             |
| Percentage of women who smoke in the last three months of pregnancy.  | 19.3%              | 17.7%           |
| The rate (per 100,000) of suicide deaths among youths aged 15 through 19.   | 10.3               | 8.3             |
| Percent of very low birth weight infants delivered at facilities for high-risk deliveries and neonates.   | 82.1%              | 85%             |
| Percent of infants born to pregnant women receiving prenatal care beginning in the first trimester.   | 73.9%              | 85.7%           |

## 2007 TITLE V AND MCHB DISCRETIONARY GRANTS

### Emergency Medical Services for Children (EMSC)

EMSC Partnership Grants  
BOARD OF REGENTS THE UNIVERSITY OF OKLAHOMA  
Oklahoma City, OK  
\$115,000  
(EMSC Partnership Grants)

### Healthy Start

ELIMINATING DISPARITIES IN PERINATAL HEALTH-GENERAL POPULATION  
TULSA CITY-COUNTY HEALTH DEPARTMENT  
Tulsa, OK  
\$1,075,000  
(Healthy Start Initiative-Eliminating Racial/Ethnic Disparities)

ELIMINATING DISPARITIES IN PERINATAL HEALTH  
COMMUNITY HEALTH CENTERS, INC.  
Oklahoma City, OK  
\$700,000  
(Healthy Start Initiative-Eliminating Racial/Ethnic Disparities)

### Title V - Community Integrated Service Systems (CISS)

Community-Based Integrated Service Systems (Local/State)  
OKLAHOMA STATE DEPARTMENT OF HEALTH  
Oklahoma City, OK  
\$140,000  
(Community-Based Integrated Service Systems (Local/State))

### Title V - Special Projects of Regional and National Significance (SPRANS)

State Agency Partnerships for Promoting Child and Adolescent Mental Health  
OKLAHOMA STATE DEPARTMENT OF HEALTH  
Oklahoma City, OK  
\$85,000  
(State Agency Partnerships for Promoting Child and Adolescent Mental Health)

State Implementation Grants for Integrated Community Systems for CSHCN  
BOARD OF REGENTS THE UNIVERSITY OF OKLAHOMA  
Oklahoma City, OK  
\$298,498  
(State Implementation Grants for Integrated Community Systems for CSHCN)



OKLAHOMA STATE SYSTEMS DEVELOPMENT INITIATIVE  
OKLAHOMA STATE DEPARTMENT OF HEALTH  
Oklahoma City, OK  
\$94,644  
(State Systems Development Initiative)

Heritable Disorders  
UNIVERSITY OF OKLAHOMA HEALTH SCIS CTR  
OKLAHOMA CITY, OK  
\$498,673  
(Heritable Disorders)

### **Traumatic Brain Injury**

Traumatic Brain Injury Implementation  
OKLAHOMA STATE DEPARTMENT OF HEALTH  
Oklahoma City, OK  
\$109,492  
(Traumatic Brain Injury Implementation)

Traumatic Brain Injury Protection and Advocacy  
Oklahoma Disability Law Center, Inc.  
Oklahoma City, OK  
\$50,000  
(Traumatic Brain Injury Protection and Advocacy)

### **Universal Newborn Hearing Screening**

UNIVERSAL NEWBORN HEARING SCREENING  
OKLAHOMA STATE DEPARTMENT OF HEALTH  
Oklahoma City, OK  
\$150,000  
(Universal Newborn Hearing Screening and Intervention)

The Office of Family Health, Oregon Public Health Division, of the Dept of Human Services, administers the Title V Program. The services located in the state Title V agency include grants to counties, policy and program development and evaluation, population-based assessment and surveillance, and leadership and coordination of health systems and services for MCH populations, including high-risk pregnant women, infants and children, adolescents, and children with special health care needs. The Oregon Center for Children and Youth with Special Health Needs, in the Child Development and Rehabilitation Center, of the Oregon Health and Science University, administers the state Title V Program for children with special health needs. Direct and enabling individual services, community-based collaboration and coordination, and local assessments is conducted with Title V funds awarded by contract to county health departments in Oregon.

State Population: **3,747,455**  
Live Births: **48,717**

## MCH PARTNERSHIP FUNDS - FY 2007

Title V Federal-State Block Grant: **\$38,323,255**  
Other MCHB Grant Programs: **\$3,440,605**  
Bioterrorism Grant Program: **\$0**  
Total MCH Partnership Funds: **\$41,763,860**

## CONTACT INFORMATION

### For More Information on Title V:

#### Title V Program, Contact:

Katherine J. Bradley, Ph.D., R.N.

Administrator

800 N.E. Oregon St. Suite 850

Portland, OR 97232

971-673-0233

971-673-0231

[katherine.bradley@state.or.us](mailto:katherine.bradley@state.or.us)

[www.oregon.gov/DHS/ph/ofhs](http://www.oregon.gov/DHS/ph/ofhs)

**Title V Program's Services for Children with Special Health Care Needs, contact:**

Marilyn Hartzell, M.Ed.

Director, OCCYSHN, CDRC

P.O. Box 574

Portland, OR 97207

503-494-6961

503-494-2755

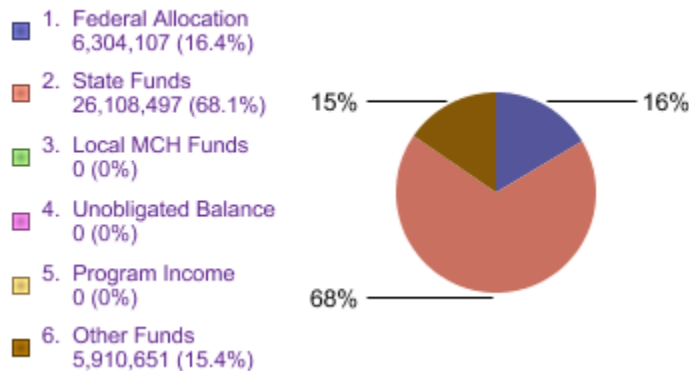
[hartzell@ohsu.edu](mailto:hartzell@ohsu.edu)

[www.ohsu.edu/cdrc/occyshn/](http://www.ohsu.edu/cdrc/occyshn/)

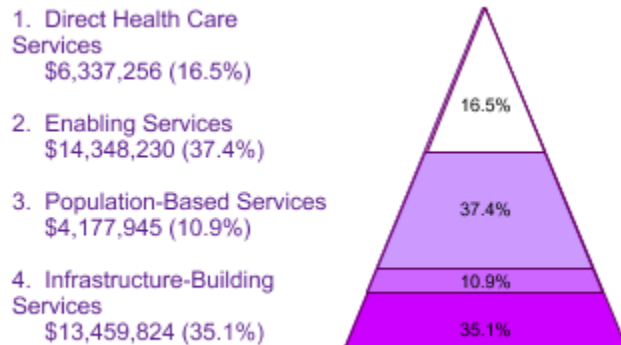
## TITLE V FEDERAL - STATE BLOCK GRANT EXPENDITURES

| By Number of Individuals Served and Population Group |                              |                      |             |
|--|------------------------------|----------------------|-------------|
| Populations Served                                   | Number of Individuals Served | Expenditures FY 2007 |             |
| Pregnant Women                                       | 59,477                       | \$2,473,598          | 6.5%        |
| Infants < 1 year old                                 | 49,223                       | \$12,720,634         | 33.2%       |
| Children 1 to 22 years old                           | 918,512                      | \$17,681,899         | 46.1%       |
| Children with Special Healthcare Needs               | 9,658                        | \$3,448,563          | 9%          |
| Others   | 77,399                       | \$841,647            | 2.2%        |
| Administration                                       |                              | \$1,156,914          | 3%          |
| <b>Totals</b>  | <b>1,114,269</b>             | <b>\$38,323,255</b>  | <b>100%</b> |

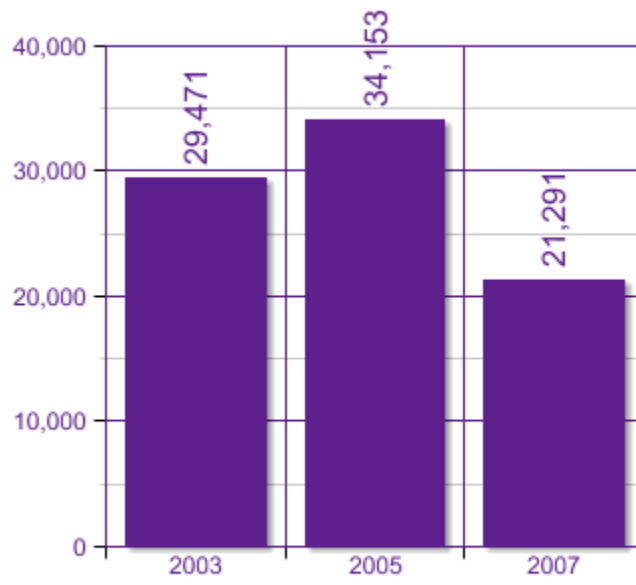
### By Source of Funds



### By Category of Services



**HOTLINE CALLS**



1-800-SAFENET  
en Espanol: 1-800-504-7081

## FAMILY PARTICIPATION IN CSHCN PROGRAM

|  |           |
|--|-----------|
| Family members participate on advisory committee or task forces and are offering training, mentoring, and reimbursement, when appropriate.           | 3         |
| Financial support (financial grants, technical assistance, travel, and child care) is offered for parent activities or parent groups.                | 3         |
| Family members are involved in the Children with Special Health Care Needs elements of the MCH Block Grant Application process.                      | 3         |
| Family members are involved in service training of CSHCN staff and providers.  | 3         |
| Family members hired as paid staff or consultants to the State CSHCN program (a family member is hired for his or her expertise as a family member). | 3         |
| Family members of diverse cultures are involved in all of the above activities.  | 2         |
| <b>FY 2007 Total:</b>  | <b>17</b> |
| <b>Total Possible:</b>   | <b>18</b> |

**Scale:**

- 0 = Not Met**
- 1 = Partially Met**
- 2 = Mostly Met**
- 3 = Completely Met**

## MATERNAL & CHILD HEALTH (MCH) MEASURES

| <b>Title V – MCH National Outcome Measures</b>  | <b>State 2007 Results</b> | <b>State 2012 Goal</b> |
|---|---------------------------|------------------------|
| The infant mortality rate per 1,000 live births.  | 5.5                       | 5.2                    |
| The ratio of the black infant mortality rate to the white infant mortality rate.  | 1.8                       | 1                      |
| The neonatal mortality rate per 1,000 live births.  | 3.9                       | 3.1                    |
| The postneonatal mortality rate per 1,000 live births.  | 1.6                       | 1.8                    |
| The perinatal mortality rate per 1,000 live births plus fetal deaths.   | 4.9                       | 5                      |
| The child death rate per 100,000 children aged 1 through 14.  | 15.2                      | 14                     |
| <b>Title V - MCH State Performance Measures</b>   | <b>State 2007 Results</b> | <b>State 2012 Goal</b> |
| Percent of births where mothers report that the pregnancy was intended  | 62.1%                     | 65%                    |
| Percent of smoking women who quit smoking during their pregnancy and did not begin smoking postpartum.                                    | 52.0%                     | 65%                    |
| Percent of infants diagnosed with hearing loss that are enrolled or in Early Intervention before 6 months of age.                         | 49.2%                     | 58%                    |
| Percent of children that complete the 4th DTaP vaccine by two years of age.   | 65.5%                     | 71%                    |
| Percent of 8th graders who report being physically active for a total of at least 60 minutes a day for 5 or more days in the last 7 days. | 56.2%                     | 75%                    |
| Percent of 11th graders who report having unmet health care needs.  | 29.2%                     | 26%                    |
| Percent of Oregonians living in a community where the water system is optimally fluoridated.  | 19.7                      | 21                     |
| Percent of health care providers who report confidence in caring for CYSHN and their families   | 95.1%                     | 98%                    |
| Percent of families of CYSHN who report costs not covered by insurance were usually or always reasonable.                                 | 85.5%                     | 90%                    |
| Percent of families of CYSHN who reside in rural areas report that needs are usually or always met.                                       | 72.4%                     | 85%                    |

| Title V - MCH National Performance Measures   | State 2007 Results | State 2012 Goal |
|---|--------------------|-----------------|
| The percent of screen positive newborns who received timely follow up to definitive diagnosis and clinical management for condition(s) mandated by their State-sponsored newborn screening programs.            | 100.0%             | 100%            |
| The percent of children with special health care needs age 0 to 18 years whose families partner in decision making at all levels and are satisfied with the services they receive. (CSHCN survey)               | 55.5%              | 57%             |
| The percent of children with special health care needs age 0 to 18 who receive coordinated, ongoing, comprehensive care within a medical home. (CSHCN Survey)   | 47.4%              | 55%             |
| The percent of children with special health care needs age 0 to 18 whose families have adequate private and/or public insurance to pay for the services they need. (CSHCN Survey)                               | 61.5%              | 65%             |
| Percent of children with special health care needs age 0 to 18 whose families report the community-based service systems are organized so they can use them easily. (CSHCN Survey)                              | 88.3%              | 92%             |
| The percentage of youth with special health care needs who received the services necessary to make transitions to all aspects of adult life, including adult health care, work, and independence.               | 43.7%              | 48%             |
| Percent of 19 to 35 month olds who have received full schedule of age appropriate immunizations against Measles, Mumps, Rubella, Polio, Diphtheria, Tetanus, Pertussis, Haemophilus Influenza, and Hepatitis B. | 78.4%              | 80%             |
| The rate of birth (per 1,000) for teenagers aged 15 through 17 years.   | 15.2               | 13.5            |
| Percent of third grade children who have received protective sealants on at least one permanent molar tooth.  | 42.7%              | 55%             |
| The rate of deaths to children aged 14 years and younger caused by motor vehicle crashes per 100,000 children.  | 3.0                | 2.5             |
| The percent of mothers who breastfeed their infants at 6 months of age.   | 56.4%              | 64%             |
| Percentage of newborns who have been screened for hearing before hospital discharge.  | 96.7%              | 99.5%           |
| Percent of children without health insurance.   | 12.6%              | 10%             |
| Percentage of children, ages 2 to 5 years, receiving WIC services with a Body Mass Index (BMI) at or above the 85th percentile.   | 32.1%              | 36%             |
| Percentage of women who smoke in the last three months of pregnancy.  | 10.7%              | 9.5%            |
| The rate (per 100,000) of suicide deaths among youths aged 15 through 19.   | 8.0                | 6.5             |
| Percent of very low birth weight infants delivered at facilities for high-risk deliveries and neonates.   | 99.2%              | 99%             |
| Percent of infants born to pregnant women receiving prenatal care beginning in the first trimester.   | 78.4%              | 85%             |



**2007 TITLE V AND MCHB DISCRETIONARY GRANTS****Emergency Medical Services for Children (EMSC)**

EMSC Partnership Grants  
OREGON STATE DEPT OF HUMAN SERVICES  
Portland, OR  
\$115,000  
(EMSC Partnership Grants)

**Healthy Start**

ELIMINATING DISPARITIES IN PERINATAL HEALTH  
HEALTH CARE COALITION OF SOUTHERN OREGON, INC.  
Medford, OR  
\$750,000  
(Healthy Start Initiative-Eliminating Racial/Ethnic Disparities)

HEALTHY START ELIMINATING DISPARITIES IN PERINATAL HEALTH  
Multnomah County Health Department  
Portland, OR  
\$850,000  
(Healthy Start Initiative-Eliminating Racial/Ethnic Disparities)

**Title V - Community Integrated Service Systems (CISS)**

CISS - SECCS (PLANNING)  
OREGON STATE DEPT OF HUMAN SERVICES  
Portland, OR  
\$140,000  
(Community-Based Integrated Service Systems (Local/State))

**Title V - Special Projects of Regional and National Significance (SPRANS)**

State Implementation Grants for Integrated Community Systems for CSHCN  
OREGON HEALTH & SCIENCES UNIVERSITY  
PORTLAND, OR  
\$300,000  
(State Implementation Grants for Integrated Community Systems for CSHCN)

Health Families Expansion Program  
SACRED HEART MEDICAL CENTER  
Springfield, OR  
\$50,000  
(Healthy Tomorrows Partnership for Children Program)

OREGON STATE SYSTEMS DEVELOPMENT INITIATIVE  
OREGON STATE DEPT OF HUMAN SERVICES  
Portland, OR  
\$94,644  
(State Systems Development Initiative)

REGION X COMPREHENSIVE HEMOPHILIA DIAGNOSTIC & TREATMENT CENTERS  
OREGON HEALTH & SCIENCES UNIVERSITY  
PORTLAND, OR  
\$201,661  
(Hemophilia Treatment Centers (SPRANS))

Family Professional Partnership/CSHCN  
Oregon Family Support Network  
Eugene, OR  
\$95,700  
(Family Professional Partnership/CSHCN)

National Maternal and Child Health Data Resource Center  
OREGON HEALTH & SCIENCES UNIVERSITY  
PORTLAND, OR  
\$525,000  
(National Maternal and Child Health Data Resource Center)

### **Traumatic Brain Injury**

Traumatic Brain Injury Implementation  
OREGON STATE DEPARTMENT OF EDUCATION  
Salem, OR  
\$118,600  
(Traumatic Brain Injury Implementation)

Traumatic Brain Injury Protection and Advocacy  
OREGON ADVOCACY CENTER  
PORTLAND, OR  
\$50,000  
(Traumatic Brain Injury Protection and Advocacy)

### **Universal Newborn Hearing Screening**

UNIVERSAL NEWBORN HEARING SCREENING  
OREGON STATE DEPT OF HUMAN SERVICES  
Portland, OR  
\$150,000  
(Universal Newborn Hearing Screening and Intervention)

The Pennsylvania Department of Health's, Bureau of Family Health is the State Title V Agency overseeing the MCH Block Grant as well as other initiatives focused on maternal, child and family health. The mission of the BFH is to improve the health of pregnant women, infants, children and CSHCN.

State Population: **12,432,792**  
Live Births: **149,082**

## MCH PARTNERSHIP FUNDS - FY 2007

Title V Federal-State Block Grant: **\$83,306,543**  
Other MCHB Grant Programs: **\$9,774,954**  
Bioterrorism Grant Program: **\$0**  
Total MCH Partnership Funds: **\$93,081,497**

## CONTACT INFORMATION

### For More Information on Title V:

#### Title V Program, Contact:

Melita J. Jordan, CNM, MSN, APRN C  
Director, Bureau of Family Health  
PA Department of Health, 7th & Forster Streets  
Harrisburg, Pa 17120  
717-787-7192  
717-772-0323  
mejordan@state.pa.us  
www.health.state.pa.us

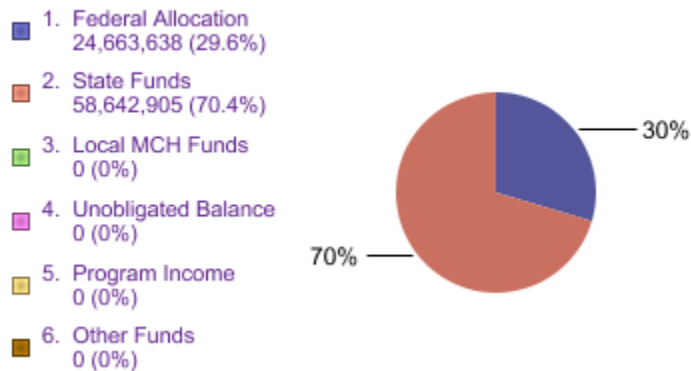
#### Title V Program's Services for Children with Special Health Care Needs, contact:

Michelle Connors  
Director, Div of Community Systems Development & Outreach  
PA Department of Health, 7th & Forster Streets  
Harrisburg, PA 17120  
717-772-2763  
717-772-0323  
mconnors@state.pa.us  
www.health.state.pa.us

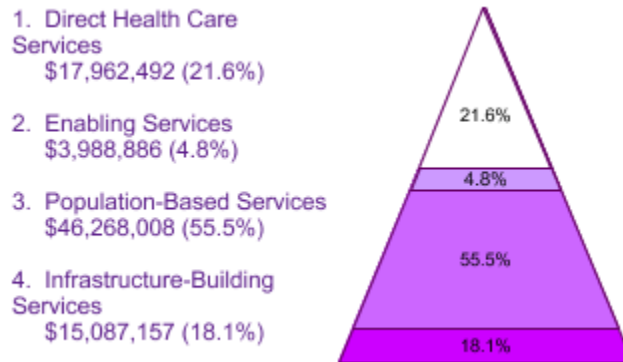
## TITLE V FEDERAL - STATE BLOCK GRANT EXPENDITURES

| By Number of Individuals Served and Population Group |                              |                      |             |
|--|------------------------------|----------------------|-------------|
| Populations Served                                   | Number of Individuals Served | Expenditures FY 2007 |             |
| Pregnant Women                                       | 12,016                       | \$2,703,608          | 3.2%        |
| Infants < 1 year old                                 | 150,801                      | \$5,535,796          | 6.6%        |
| Children 1 to 22 years old                           | 175,929                      | \$47,427,030         | 56.9%       |
| Children with Special Healthcare Needs               | 24,962                       | \$12,922,025         | 15.5%       |
| Others   | 73,930                       | \$12,558,893         | 15.1%       |
| Administration                                       |                              | \$2,159,191          | 2.6%        |
| <b>Totals</b>  | <b>437,638</b>               | <b>\$83,306,543</b>  | <b>100%</b> |

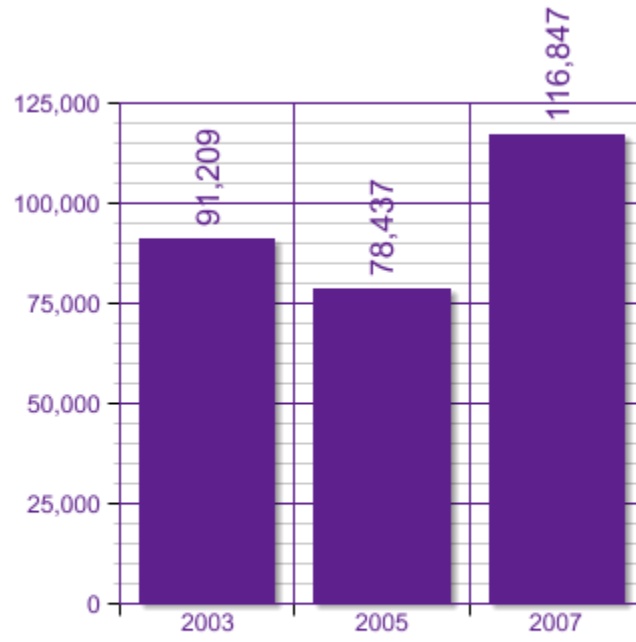
### By Source of Funds



### By Category of Services



**HOTLINE CALLS**



(800) 986-2229/5437  
en Espanol: 1-800-504-7081

## FAMILY PARTICIPATION IN CSHCN PROGRAM

|  |           |
|--|-----------|
| Family members participate on advisory committee or task forces and are offering training, mentoring, and reimbursement, when appropriate.           | 3         |
| Financial support (financial grants, technical assistance, travel, and child care) is offered for parent activities or parent groups.                | 3         |
| Family members are involved in the Children with Special Health Care Needs elements of the MCH Block Grant Application process.                      | 2         |
| Family members are involved in service training of CSHCN staff and providers.  | 2         |
| Family members hired as paid staff or consultants to the State CSHCN program (a family member is hired for his or her expertise as a family member). | 3         |
| Family members of diverse cultures are involved in all of the above activities.  | 2         |
| <b>FY 2007 Total:</b>  | <b>15</b> |
| <b>Total Possible:</b>   | <b>18</b> |

**Scale:**

- 0 = Not Met**
- 1 = Partially Met**
- 2 = Mostly Met**
- 3 = Completely Met**

## MATERNAL & CHILD HEALTH (MCH) MEASURES

| <b>Title V – MCH National Outcome Measures</b>  | <b>State 2007 Results</b> | <b>State 2012 Goal</b> |
|---|---------------------------|------------------------|
| The infant mortality rate per 1,000 live births.  | *                         | 7                      |
| The ratio of the black infant mortality rate to the white infant mortality rate.  | *                         | 2.5                    |
| The neonatal mortality rate per 1,000 live births.  | *                         | 4.6                    |
| The postneonatal mortality rate per 1,000 live births.  | *                         | 1.8                    |
| The perinatal mortality rate per 1,000 live births plus fetal deaths.   | *                         | *                      |
| The child death rate per 100,000 children aged 1 through 14.  | *                         | 16.6                   |
| <b>Title V - MCH State Performance Measures</b>   | <b>State 2007 Results</b> | <b>State 2012 Goal</b> |
| Percent of callers who have expressed satisfaction with the services provided by the Special Kids Network Helpline.                                 | 91.9%                     | 93%                    |
| Rate of infant deaths as a result of Sudden Infant Death Syndrome (SIDS) and accidental suffocation and strangulation in bed per 1,000 live births. | *                         | 0.5                    |
| The rate of pregnancy (per 1,000) among females ages 15-17  | *                         | 22                     |
| Percent of children ages 6 years and younger tested for elevated blood lead levels  | *                         | 15%                    |
| The percent of tested children ages 6 years and younger with confirmed elevated blood lead levels.  | 2.3%                      | 2.1%                   |
| The percentage of statewide breastfeeding initiation  | *                         | 71%                    |
| The percentage of infants with failed hearing screenings that are lost to follow-up   | *                         | 17%                    |

| Title V - MCH National Performance Measures   | State 2007 Results | State 2012 Goal |
|---|--------------------|-----------------|
| The percent of screen positive newborns who received timely follow up to definitive diagnosis and clinical management for condition(s) mandated by their State-sponsored newborn screening programs.            | 100.0%             | 100%            |
| The percent of children with special health care needs age 0 to 18 years whose families partner in decision making at all levels and are satisfied with the services they receive. (CSHCN survey)               | 60.6%              | 73.5%           |
| The percent of children with special health care needs age 0 to 18 who receive coordinated, ongoing, comprehensive care within a medical home. (CSHCN Survey)   | 45.8%              | 54.2%           |
| The percent of children with special health care needs age 0 to 18 whose families have adequate private and/or public insurance to pay for the services they need. (CSHCN Survey)                               | 66.2%              | 70%             |
| Percent of children with special health care needs age 0 to 18 whose families report the community-based service systems are organized so they can use them easily. (CSHCN Survey)                              | 89.5%              | 89.5%           |
| The percentage of youth with special health care needs who received the services necessary to make transitions to all aspects of adult life, including adult health care, work, and independence.               | 46%                | 52%             |
| Percent of 19 to 35 month olds who have received full schedule of age appropriate immunizations against Measles, Mumps, Rubella, Polio, Diphtheria, Tetanus, Pertussis, Haemophilus Influenza, and Hepatitis B. | *                  | 86.5%           |
| The rate of birth (per 1,000) for teenagers aged 15 through 17 years.   | *                  | 14.7            |
| Percent of third grade children who have received protective sealants on at least one permanent molar tooth.  | *                  | 32.4%           |
| The rate of deaths to children aged 14 years and younger caused by motor vehicle crashes per 100,000 children.  | *                  | 2.3             |
| The percent of mothers who breastfeed their infants at 6 months of age.   | *                  | 44%             |
| Percentage of newborns who have been screened for hearing before hospital discharge.  | *                  | 98%             |
| Percent of children without health insurance.   | *                  | 6.7%            |
| Percentage of children, ages 2 to 5 years, receiving WIC services with a Body Mass Index (BMI) at or above the 85th percentile.   | *                  | 13.4%           |
| Percentage of women who smoke in the last three months of pregnancy.  | *                  | 13.7%           |
| The rate (per 100,000) of suicide deaths among youths aged 15 through 19.   | *                  | 5               |
| Percent of very low birth weight infants delivered at facilities for high-risk deliveries and neonates.   | *                  | 82.9%           |
| Percent of infants born to pregnant women receiving prenatal care beginning in the first trimester.   | *                  | 81.4%           |



## 2007 TITLE V AND MCHB DISCRETIONARY GRANTS

### Emergency Medical Services for Children (EMSC)

EMSC Partnership Grants  
Pennsylvania State Department of Public Health & Human Services  
Harrisburg, PA  
\$115,000  
(EMSC Partnership Grants)

EMSC Targeted Issue Grants  
THE CHILDREN'S HOSPITAL OF PHILADELPHIA  
Philadelphia, PA  
\$199,943  
(EMSC Targeted Issue Grants)

EMSC Targeted Issue Grants  
THE CHILDREN'S HOSPITAL OF PHILADELPHIA  
Philadelphia, PA  
\$199,966  
(EMSC Targeted Issue Grants)

EMSC Targeted Issue Grants  
THE CHILDREN'S HOSPITAL OF PHILADELPHIA  
Philadelphia, PA  
\$194,880  
(EMSC Targeted Issue Grants)

### Healthy Start

HEALTHY START INITIATIVE: ELIMINATION DISPARITIES IN PERINATAL HEALTH  
HEALTHY START, INC  
Pittsburgh, PA  
\$750,000  
(Healthy Start Initiative-Eliminating Racial/Ethnic Disparities)

HEALTHY START INITIATIVE: ELIMINATING DISPARITIES IN PERINATAL HEALTH  
PHILADELPHIA PUBLIC HEALTH DEPARTMENT  
Philadelphia, PA  
\$736,469  
(Healthy Start Initiative-Eliminating Racial/Ethnic Disparities)

ELIMINATING DISPARITIES IN PERINATAL HEALTH  
MCH CONSORTIUM OF CHESTER COUNTY  
West Chester, PA  
\$775,000  
(Healthy Start Initiative-Eliminating Racial/Ethnic Disparities)

ELIMINATING DISPARITIES IN PERINATAL HEALTH  
CROZER-KEYSTONE HEALTH SYSTEM  
Springfield, PA  
\$675,000  
(Healthy Start Initiative-Eliminating Racial/Ethnic Disparities)

ELIMINATING DISPARITIES IN PERINATAL HEALTH  
PHILADELPHIA PUBLIC HEALTH DEPARTMENT  
Philadelphia, PA  
\$2,125,000  
(Healthy Start Initiative-Eliminating Racial/Ethnic Disparities)

HEALTHY START INITIATIVE: ELIMINATION DISPARITIES IN PERINATAL HEALTH  
HEALTHY START, INC  
Pittsburgh, PA  
\$2,350,000  
(Healthy Start Initiative-Eliminating Racial/Ethnic Disparities)

**Research**

Aggregated Complication Measure for Neonatal Quality of Care (MCH Research)  
THE CHILDREN'S HOSPITAL OF PHILADELPHIA  
Philadelphia, PA  
\$249,571  
(MCH Research)

Single Home Visits to Improve Health Outcomes (MCH Research)  
THE PENNSYLVANIA STATE UNIVERSITY  
HERSHEY, PA  
\$253,888  
(MCH Research)

**Title V - Special Projects of Regional and National Significance (SPRANS)**

Medical Home/CSHCN  
PA CHAPTER/AMERICAN ACADEMY OF PEDIATRICS  
Media, PA  
\$150,000  
(Medical Home/CSHCN)

Health Families Expansion Program  
Pocono Health System  
East Stroudsburg, PA  
\$50,000  
(Healthy Tomorrows Partnership for Children Program)

Healthy Tomorrows Partnership for Children Program  
PHILADELPHIA DEPARTMENT OF PUBLIC HEALTH  
PHILADELPHIA, PA  
\$50,000  
(Healthy Tomorrows Partnership for Children Program)

MCHB State Systems Development Initiative  
Commonwealth of Pennsylvania  
Harrisburg, PA  
\$94,644  
(State Systems Development Initiative)

GENETICS SERVICES  
CHILDREN'S HOSPITAL OF PITTSBURGH  
Pittsburgh, PA  
\$183,000  
(Genetic Services Project)

Family Professional Partnership/CSHCN  
Parent Education & Advocacy Leadership Center  
Pittsburgh, PA  
\$95,700  
(Family Professional Partnership/CSHCN)

State Grants for Perinatal Depression  
FAMILY PLANNING COUNCIL SOUTHEASTERN PA  
PHILADELPHIA, PA  
\$209,607  
(State Grants for Perinatal Depression)

### **Traumatic Brain Injury**

Traumatic Brain Injury Implementation  
Pennsylvania State Department of Public Health & Human Services  
Harrisburg, PA  
\$100,000  
(Traumatic Brain Injury Implementation)

Traumatic Brain Injury Protection and Advocacy  
Disability Rights Network of Pennsylvania  
HARRISBURG, PA  
\$67,286  
(Traumatic Brain Injury Protection and Advocacy)

### **Universal Newborn Hearing Screening**

UNIVERSAL NEWBORN HEARING SCREENING  
PA ST DEPARTMENT OF PUBLIC HEALTH & HUMAN SERVICES  
Harrisburg, PA  
\$150,000  
(Universal Newborn Hearing Screening and Intervention)

The Assistant Secretariat for Family Health and Integrated Services of the PRDoH administers the MCH/CSHCN programs. In Puerto Rico, the Title V Program supports direct services not covered by the GIP, such as the provision of contraceptive methods for low income population and subspecialty services for CSHCN. Title V funds are also used to support needs assessments and other activities geared to improve the health status of WCBA, infants, children, adolescents and CSHCN. Among the most relevant programs which are implemented with the Title V funds we want to highlight the following: the Home Visiting Program and the Comprehensive Adolescent Program. The Title V provides leadership and supervision to other related programs, such as SSDI, Healthy Start, "Comenzando Bien" of March of Dimes, Universal Newborn Hearing Screening, Early Intervention Program, Sexual Abstinence Education Program, Addressing Asthma from a Public Health Perspective and its Surveillance System, Early Childhood Comprehensive Systems and the Birth Defects Surveillance System.

State Population: **3,942,375**  
Live Births: **48,590**

## MCH PARTNERSHIP FUNDS - FY 2007

Title V Federal-State Block Grant: **\$32,880,654**  
Other MCHB Grant Programs: **\$1,099,644**  
Bioterrorism Grant Program: **\$0**  
Total MCH Partnership Funds: **\$33,980,298**

## CONTACT INFORMATION

### For More Information on Title V:

#### Title V Program, Contact:

Manuel I. Vargas-Bernal, MD, MPH  
Director of the Maternal Child and Adolescent Health Division  
PO Box 70184  
San Juan , PR 00936-8184  
(787) 274-5680  
(787) 294-0726  
mivargas@salud.gov.pr

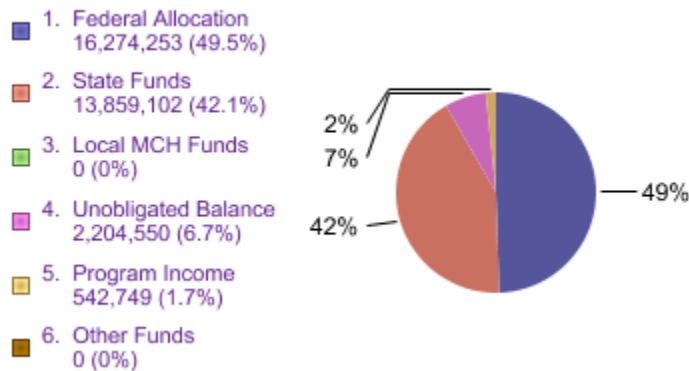
#### Title V Program's Services for Children with Special Health Care Needs, contact:

Naydamar Pérez de Otero, MD, MPH  
CSHCN Director  
PO Box 70184  
San Juan, PR 00936-8184  
(787) 274-5660  
(787) 274-3301  
nperez@salud.gov.pr

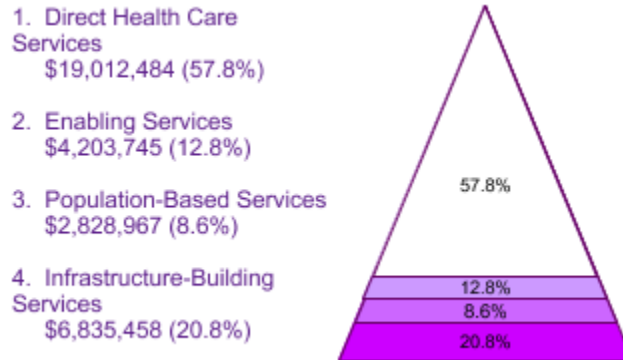
## TITLE V FEDERAL - STATE BLOCK GRANT EXPENDITURES

| By Number of Individuals Served and Population Group |                              |                      |             |
|--|------------------------------|----------------------|-------------|
| Populations Served                                   | Number of Individuals Served | Expenditures FY 2007 |             |
| Pregnant Women                                       | 42,148                       | \$4,515,957          | 13.7%       |
| Infants < 1 year old                                 | 48,063                       | \$4,515,958          | 13.7%       |
| Children 1 to 22 years old                           | 77,235                       | \$10,602,683         | 32.2%       |
| Children with Special Healthcare Needs               | 7,990                        | \$11,618,631         | 35.3%       |
| Others   | 39,377                       | \$0                  | 0%          |
| Administration                                       |                              | \$1,627,425          | 4.9%        |
| <b>Totals</b>  | <b>214,813</b>               | <b>\$32,880,654</b>  | <b>100%</b> |

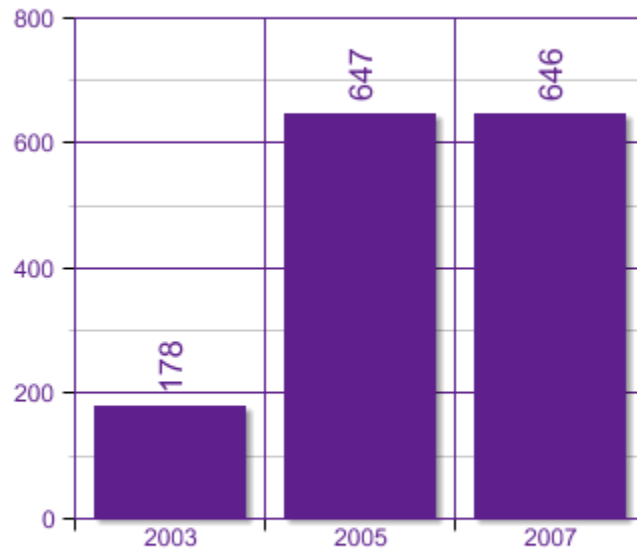
### By Source of Funds



### By Category of Services



### HOTLINE CALLS



800-981-5721  
en Español: 1-800-504-7081

## FAMILY PARTICIPATION IN CSHCN PROGRAM

|  |           |
|--|-----------|
| Family members participate on advisory committee or task forces and are offering training, mentoring, and reimbursement, when appropriate.           | 3         |
| Financial support (financial grants, technical assistance, travel, and child care) is offered for parent activities or parent groups.                | 3         |
| Family members are involved in the Children with Special Health Care Needs elements of the MCH Block Grant Application process.                      | 2         |
| Family members are involved in service training of CSHCN staff and providers.  | 3         |
| Family members hired as paid staff or consultants to the State CSHCN program (a family member is hired for his or her expertise as a family member). | 1         |
| Family members of diverse cultures are involved in all of the above activities.  | 1         |
| <b>FY 2007 Total:</b>  | <b>13</b> |
| <b>Total Possible:</b>   | <b>18</b> |

**Scale:**

- 0 = Not Met**
- 1 = Partially Met**
- 2 = Mostly Met**
- 3 = Completely Met**

## MATERNAL & CHILD HEALTH (MCH) MEASURES

| <b>Title V – MCH National Outcome Measures</b>   | <b>State 2007 Results</b> | <b>State 2012 Goal</b> |
|--|---------------------------|------------------------|
| The infant mortality rate per 1,000 live births.   | 5.2                       | 6.3                    |
| The ratio of the black infant mortality rate to the white infant mortality rate.                   | 0                         | 0                      |
| The neonatal mortality rate per 1,000 live births.   | 3.5                       | 5.1                    |
| The postneonatal mortality rate per 1,000 live births.   | 1.7                       | 1.7                    |
| The perinatal mortality rate per 1,000 live births plus fetal deaths.                              | 5.4                       | 6.2                    |
| The child death rate per 100,000 children aged 1 through 14.                                       | 6.0                       | 8                      |
| <b>Title V - MCH State Performance Measures</b>  | <b>State 2007 Results</b> | <b>State 2012 Goal</b> |
| The number of HIV positive pregnant women treated with AZT.  | 98.7%                     | 100%                   |
| Establish a Home Visiting program in at least 90% of the Island by the year 2,010.                 | 89.7%                     | 95%                    |
| Prevalence of tobacco use among pregnant women   | 2.6%                      | 1.5%                   |
| The birth rate among girls 10-14 years of age  | 0.9                       | 1                      |
| The rate of cesarean section in Puerto Rico  | 49.1%                     | 23.8%                  |
| Develop and maintain an active surveillance system for at least 55 birth defect diagnoses by 2010. | 78.2%                     | 100%                   |
| Reduce the prevalence at birth of neural tube defects (NTD's)                                      | 9.6                       | 5                      |
| The rate of deaths to children aged 1-14 caused by asthma  | 0.3                       | 0.1                    |



| Title V - MCH National Performance Measures   | State 2007 Results | State 2012 Goal |
|---|--------------------|-----------------|
| The percent of screen positive newborns who received timely follow up to definitive diagnosis and clinical management for condition(s) mandated by their State-sponsored newborn screening programs.            | 100.0%             | 100%            |
| The percent of children with special health care needs age 0 to 18 years whose families partner in decision making at all levels and are satisfied with the services they receive. (CSHCN survey)               | 44.8%              | 59%             |
| The percent of children with special health care needs age 0 to 18 who receive coordinated, ongoing, comprehensive care within a medical home. (CSHCN Survey)   | 38.7%              | 49%             |
| The percent of children with special health care needs age 0 to 18 whose families have adequate private and/or public insurance to pay for the services they need. (CSHCN Survey)                               | 17.0%              | 23%             |
| Percent of children with special health care needs age 0 to 18 whose families report the community-based service systems are organized so they can use them easily. (CSHCN Survey)                              | 68.0%              | 77%             |
| The percentage of youth with special health care needs who received the services necessary to make transitions to all aspects of adult life, including adult health care, work, and independence.               | 9.1%               | 20%             |
| Percent of 19 to 35 month olds who have received full schedule of age appropriate immunizations against Measles, Mumps, Rubella, Polio, Diphtheria, Tetanus, Pertussis, Haemophilus Influenza, and Hepatitis B. | 91.2%              | 96.5%           |
| The rate of birth (per 1,000) for teenagers aged 15 through 17 years.   | 29.5               | 30.2            |
| Percent of third grade children who have received protective sealants on at least one permanent molar tooth.  | 5.1%               | 9%              |
| The rate of deaths to children aged 14 years and younger caused by motor vehicle crashes per 100,000 children.  | 1.0                | 0.9             |
| The percent of mothers who breastfeed their infants at 6 months of age.   | 26.5%              | 32%             |
| Percentage of newborns who have been screened for hearing before hospital discharge.  | 97.5%              | 99%             |
| Percent of children without health insurance.   | 0.4%               | 0.3%            |
| Percentage of children, ages 2 to 5 years, receiving WIC services with a Body Mass Index (BMI) at or above the 85th percentile.   | 39.7%              | 34%             |
| Percentage of women who smoke in the last three months of pregnancy.  | 1.5%               | 1.4%            |
| The rate (per 100,000) of suicide deaths among youths aged 15 through 19.   | 1.0                | 1               |
| Percent of very low birth weight infants delivered at facilities for high-risk deliveries and neonates.   | 41.7%              | 57%             |
| Percent of infants born to pregnant women receiving prenatal care beginning in the first trimester.   | 82.0%              | 93%             |

## 2007 TITLE V AND MCHB DISCRETIONARY GRANTS

### Emergency Medical Services for Children (EMSC)

EMSC Partnership Grants  
UNIVERSITY OF PUERTO RICO  
San Juan, PR  
\$115,000  
(EMSC Partnership Grants)

### Healthy Start

ELIMINATING DISPARITIES IN PERINATAL HEALTH  
PUERTO RICO DEPARTMENT OF HEALTH  
San Juan, PR  
\$500,000  
(Healthy Start Initiative-Eliminating Racial/Ethnic Disparities)

### Title V - Community Integrated Service Systems (CISS)

CISS - SECCS (PLANNING)  
PUERTO RICO DEPARTMENT OF HEALTH  
San Juan, PR  
\$140,000  
(Community-Based Integrated Service Systems (Local/State))

### Title V - Special Projects of Regional and National Significance (SPRANS)

Healthy Tomorrows Partnership for Children Program  
UNIVERSITY OF PUERTO RICO  
San Juan, PR  
\$50,000  
(Healthy Tomorrows Partnership for Children Program)

PUERTO RICO STATE SYSTEMS DEVELOPMENT INITIATIVE  
PUERTO RICO DEPARTMENT OF HEALTH  
San Juan, PR  
\$94,644  
(State Systems Development Initiative)

### Traumatic Brain Injury

Traumatic Brain Injury Protection and Advocacy  
OFC OF THE OMBUDSMAN FOR PERSONS W/DISABILITIES  
SAN JUAN, PR  
\$50,000  
(Traumatic Brain Injury Protection and Advocacy)

**Universal Newborn Hearing Screening**

Universal Newborn Hearing Screening and Intervention  
PUERTO RICO DEPARTMENT OF HEALTH  
San Juan, PR  
\$150,000  
(Universal Newborn Hearing Screening and Intervention)

MCH Administration:

Title V Maternal and Child Health Program is administered and implemented by the Ministry of Health, Bureau of Public Health under Family Health Unit of the Division of Primary and Preventive Services. The Family Health Unit is managed by the FHU Administrator. FHU is tasked with the implementation of this grant. It works in collaboration with different departments within the Ministry of Health (e.g., Bureau of Hospital and Clinical Services, Behavioral Health, Primary and Preventive Services, STI/HIV/AIDS Program) and with the communities (e.g., schools and parents of children with special health care needs)

State Population: **20,842**  
Live Births: **259**

---

**MCH PARTNERSHIP FUNDS - FY 2007**

Title V Federal-State Block Grant: **\$265,414**  
Other MCHB Grant Programs: **\$359,644**  
Bioterrorism Grant Program: **\$0**  
Total MCH Partnership Funds: **\$625,058**

**CONTACT INFORMATION**

**For More Information on Title V:**

**Title V Program, Contact:**

Berry Watson  
FHU/MCH Unit Administrator  
P.O. Box 6027  
Koror, Palau 96940  
(680) 488-2712  
(680) 488-8135  
berry@palaunet.com  
www.palau-health.net

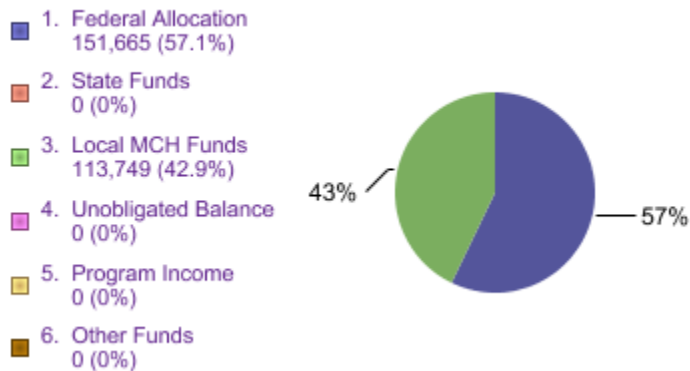
**Title V Program's Services for Children with Special Health Care Needs, contact:**

Dr. Yuriko Bechesrak  
Chief, Pediatric Services  
P.O. Box 6027  
Koror, Palau 96940  
(680) 488-2172  
(680) 488-8135  
y\_bechesrak@palau-health.net  
www.palau-health.net

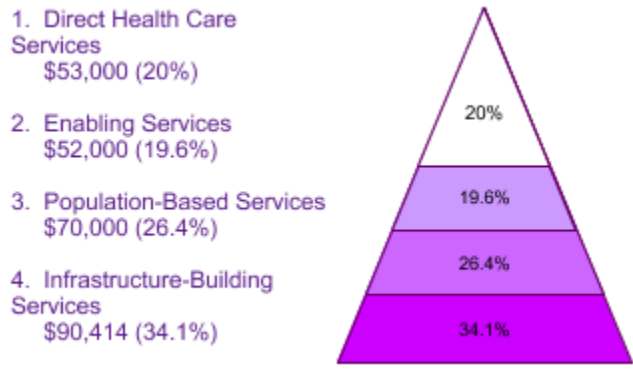
**TITLE V FEDERAL - STATE BLOCK GRANT EXPENDITURES**

| <b>By Number of Individuals Served and Population Group</b> |                                     |                             |             |
|---|-------------------------------------|-----------------------------|-------------|
| <b>Populations Served</b>                                   | <b>Number of Individuals Served</b> | <b>Expenditures FY 2007</b> |             |
| Pregnant Women  | 506                                 | \$58,500                    | 22%         |
| Infants < 1 year old  | 279                                 | \$46,000                    | 17.3%       |
| Children 1 to 22 years old                                  | 9,548                               | \$52,000                    | 19.6%       |
| Children with Special Healthcare Needs                      | 300                                 | \$63,000                    | 23.7%       |
| Others  | 1,238                               | \$30,000                    | 11.3%       |
| Administration  |                                     | \$15,914                    | 6%          |
| <b>Totals</b>   | <b>11,871</b>                       | <b>\$265,414</b>            | <b>100%</b> |

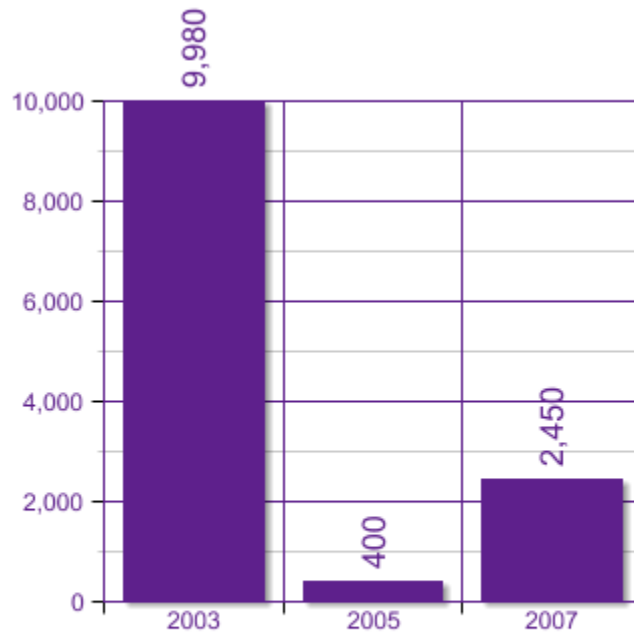
**By Source of Funds**



**By Category of Services**



**HOTLINE CALLS**



(680) 488-1756  
en Espanol: 1-800-504-7081

**FAMILY PARTICIPATION IN CSHCN PROGRAM**

|  |           |
|--|-----------|
| Family members participate on advisory committee or task forces and are offering training, mentoring, and reimbursement, when appropriate.           | 2         |
| Financial support (financial grants, technical assistance, travel, and child care) is offered for parent activities or parent groups.                | 2         |
| Family members are involved in the Children with Special Health Care Needs elements of the MCH Block Grant Application process.                      | 3         |
| Family members are involved in service training of CSHCN staff and providers.  | 2         |
| Family members hired as paid staff or consultants to the State CSHCN program (a family member is hired for his or her expertise as a family member). | 2         |
| Family members of diverse cultures are involved in all of the above activities.  | 2         |
| <b>FY 2007 Total:</b>  | <b>13</b> |
| <b>Total Possible:</b>   | <b>18</b> |

- Scale:**
- 0 = Not Met**
  - 1 = Partially Met**
  - 2 = Mostly Met**
  - 3 = Completely Met**

**MATERNAL & CHILD HEALTH (MCH) MEASURES**

| <b>Title V – MCH National Outcome Measures</b>   | <b>State 2007 Results</b> | <b>State 2012 Goal</b> |
|--|---------------------------|------------------------|
| The infant mortality rate per 1,000 live births.   | 7.1                       | 5.9                    |
| The ratio of the black infant mortality rate to the white infant mortality rate.   | 0.0                       | 0                      |
| The neonatal mortality rate per 1,000 live births.   | 7.1                       | 5.5                    |
| The postneonatal mortality rate per 1,000 live births.   | 0.0                       | 0                      |
| The perinatal mortality rate per 1,000 live births plus fetal deaths.  | 14.1                      | 7                      |
| The child death rate per 100,000 children aged 1 through 14.   | 108.8                     | 40                     |
| <b>Title V - MCH State Performance Measures</b>  | <b>State 2007 Results</b> | <b>State 2012 Goal</b> |
| Percent of 0-2 years of age who test positive for hearing defects that receive further evaluation and treatment  | 0.0                       | 0                      |
| Percentage of newborns screened positive for genetic disorder who receive further evaluation and treatment   | 0%                        | 100%                   |
| Percent of adults women of reproductive age group whose BMI is over 27 are identified and provided on-site education and referred for weight management program. | 0%                        | 90%                    |
| Percent of children in 1st to 12th grade who receive annual health screening   | 68.7%                     | 100%                   |
| The rate of depression for adolescents ages 11 - 19.   | 65.6                      | 40                     |
| The percentage of children and adolescents ages 18 and under who report using (smoke and/or chew) tobacco products in the past 30 days.                          | *                         | 28                     |
| Percent of pregnant women entering prenatal care in the first trimester  | 33.3%                     | 48%                    |
| Percent of Pre-term delivery   | 9.0%                      | 2%                     |
| Percent of parents/caretakers who report that their children with special healthcare needs receive quality health care   | 90.3%                     | 93%                    |



| Title V - MCH National Performance Measures   | State 2007 Results | State 2012 Goal |
|---|--------------------|-----------------|
| The percent of screen positive newborns who received timely follow up to definitive diagnosis and clinical management for condition(s) mandated by their State-sponsored newborn screening programs.            | 0.0%               | 99%             |
| The percent of children with special health care needs age 0 to 18 years whose families partner in decision making at all levels and are satisfied with the services they receive. (CSHCN survey)               | 90.3%              | 92%             |
| The percent of children with special health care needs age 0 to 18 who receive coordinated, ongoing, comprehensive care within a medical home. (CSHCN Survey)   | 57.7%              | 60%             |
| The percent of children with special health care needs age 0 to 18 whose families have adequate private and/or public insurance to pay for the services they need. (CSHCN Survey)                               | 10.6%              | 15%             |
| Percent of children with special health care needs age 0 to 18 whose families report the community-based service systems are organized so they can use them easily. (CSHCN Survey)                              | 57.7%              | 69%             |
| The percentage of youth with special health care needs who received the services necessary to make transitions to all aspects of adult life, including adult health care, work, and independence.               | 76.7%              | 85%             |
| Percent of 19 to 35 month olds who have received full schedule of age appropriate immunizations against Measles, Mumps, Rubella, Polio, Diphtheria, Tetanus, Pertussis, Haemophilus Influenza, and Hepatitis B. | 95%                | 100%            |
| The rate of birth (per 1,000) for teenagers aged 15 through 17 years.   | 6.5                | 5.6             |
| Percent of third grade children who have received protective sealants on at least one permanent molar tooth.  | 87.1%              | 94%             |
| The rate of deaths to children aged 14 years and younger caused by motor vehicle crashes per 100,000 children.  | 0.0                | 0               |
| The percent of mothers who breastfeed their infants at 6 months of age.   | 52.4%              | 72%             |
| Percentage of newborns who have been screened for hearing before hospital discharge.  | 81.4%              | 95%             |
| Percent of children without health insurance.   | 0%                 | 0%              |
| Percentage of children, ages 2 to 5 years, receiving WIC services with a Body Mass Index (BMI) at or above the 85th percentile.   | *                  | 2%              |
| Percentage of women who smoke in the last three months of pregnancy.  | 57.4%              | 45%             |
| The rate (per 100,000) of suicide deaths among youths aged 15 through 19.   | 0.0                | 0               |
| Percent of very low birth weight infants delivered at facilities for high-risk deliveries and neonates.   | 0.0%               | 0%              |
| Percent of infants born to pregnant women receiving prenatal care beginning in the first trimester.   | 33.3%              | 54%             |

**2007 TITLE V AND MCHB DISCRETIONARY GRANTS**

**Title V - Community Integrated Service Systems (CISS)**

CISS - SECCS (PLANNING)  
REPUBLIC OF PALAU BUREAU OF HEALTH SERVICES  
Koror, PW  
\$140,000  
(Community-Based Integrated Service Systems (Local/State))

**Title V - Special Projects of Regional and National Significance (SPRANS)**

PALAU INTERAGENCY PROJECT FOR CHILDREN WITH SPECIAL NEEDS  
REPUBLIC OF PALAU BUREAU OF HEALTH SERVICES  
Koror, PW  
\$94,644  
(State Systems Development Initiative)

**Universal Newborn Hearing Screening**

Universal Newborn Hearing Screening and Intervention  
Republic of Palau  
Palau, PW  
\$125,000  
(Universal Newborn Hearing Screening and Intervention)

RI Department of Health, Division of Community, Family Health and Equity administers RI's title V Program. It strives to preserve, protect and promote the health and development of all women of maternal age, children and families with a goal of reducing and preventing diseases and disabilities. The Division develops and supports community-based programs and systems of care that address the health and development needs for all children and their families, evaluates the health and development of children with a focus on policy development and planning, and invests in information, education, public engagement, and community partnership development with a focus on prevention. The Division involved parents in all aspects of Community, Family Health and Equity activities. The Division is home to several major public health programs and services for children and families, including WIC, Immunization, Lead Poisoning Prevention, School Health, Special Health Care Needs and Family Planning.

State Population: **1,057,832**  
Live Births: **12,379**

## MCH PARTNERSHIP FUNDS - FY 2007

Title V Federal-State Block Grant: **\$12,287,418**  
Other MCHB Grant Programs: **\$1,080,844**  
Bioterrorism Grant Program: **\$0**  
Total MCH Partnership Funds: **\$13,368,262**

## CONTACT INFORMATION

### For More Information on Title V:

#### Title V Program, Contact:

Ana P. Novais, MA  
Executive Director of Health  
Division of Community, Family Health, and Equity, Three Capitol Hill, Room 408  
Providence, RI 02908  
401-222-5117  
401-222-4415  
ana.novais@health.ri.gov

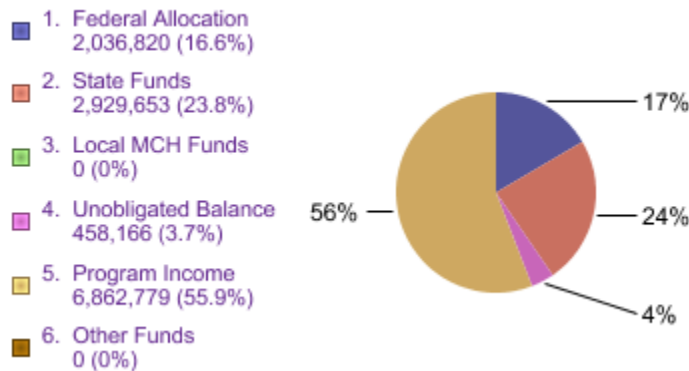
#### Title V Program's Services for Children with Special Health Care Needs, contact:

Deborah Garneau  
Chief, Spec Health Care Needs  
3 Capitol Hill room 302  
Providence, RI 02908  
401-222-5929  
401-222-1442  
Deborah.Garneau@health.ri.gov

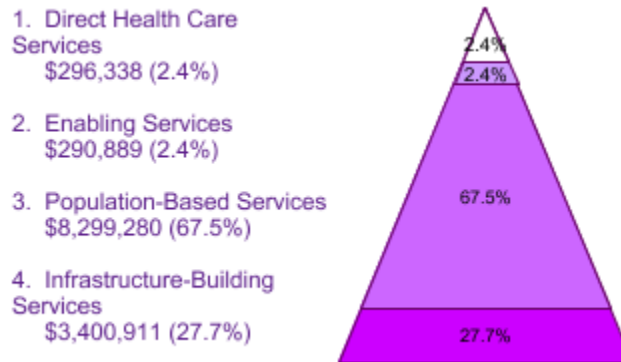
## TITLE V FEDERAL - STATE BLOCK GRANT EXPENDITURES

| By Number of Individuals Served and Population Group |                              |                      |             |
|--|------------------------------|----------------------|-------------|
| Populations Served                                   | Number of Individuals Served | Expenditures FY 2007 |             |
| Pregnant Women                                       | 7,358                        | \$653,125            | 5.3%        |
| Infants < 1 year old                                 | 13,191                       | \$2,172,603          | 17.7%       |
| Children 1 to 22 years old                           | 38,131                       | \$6,885,949          | 56%         |
| Children with Special Healthcare Needs               | 8,024                        | \$2,205,451          | 17.9%       |
| Others   | 11,467                       | \$196,430            | 1.6%        |
| Administration                                       |                              | \$173,860            | 1.4%        |
| <b>Totals</b>  | <b>78,171</b>                | <b>\$12,287,418</b>  | <b>100%</b> |

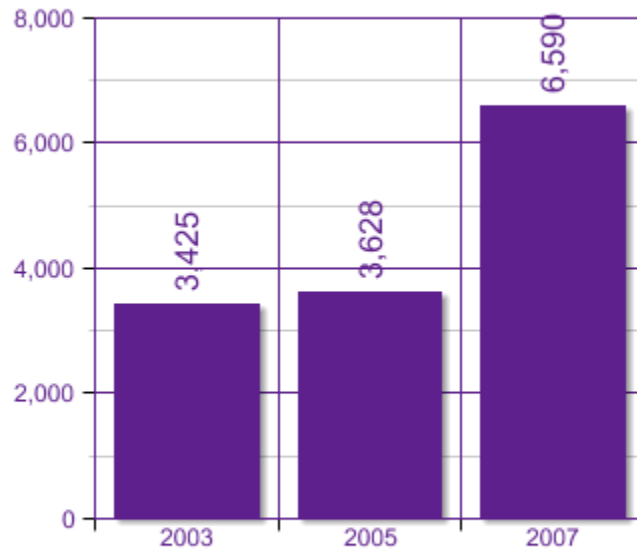
### By Source of Funds



### By Category of Services



**HOTLINE CALLS**



(800) 942-7434  
en Español: 1-800-504-7081

## FAMILY PARTICIPATION IN CSHCN PROGRAM

|  |           |
|--|-----------|
| Family members participate on advisory committee or task forces and are offering training, mentoring, and reimbursement, when appropriate.           | 3         |
| Financial support (financial grants, technical assistance, travel, and child care) is offered for parent activities or parent groups.                | 2         |
| Family members are involved in the Children with Special Health Care Needs elements of the MCH Block Grant Application process.                      | 3         |
| Family members are involved in service training of CSHCN staff and providers.  | 2         |
| Family members hired as paid staff or consultants to the State CSHCN program (a family member is hired for his or her expertise as a family member). | 3         |
| Family members of diverse cultures are involved in all of the above activities.  | 3         |
| <b>FY 2007 Total:</b>  | <b>16</b> |
| <b>Total Possible:</b>   | <b>18</b> |

**Scale:**

- 0 = Not Met**
- 1 = Partially Met**
- 2 = Mostly Met**
- 3 = Completely Met**

## MATERNAL & CHILD HEALTH (MCH) MEASURES

| <b>Title V – MCH National Outcome Measures</b>  | <b>State 2007 Results</b> | <b>State 2012 Goal</b> |
|---|---------------------------|------------------------|
| The infant mortality rate per 1,000 live births.  | 7.3                       | 6.3                    |
| The ratio of the black infant mortality rate to the white infant mortality rate.  | 2.2                       | 2.3                    |
| The neonatal mortality rate per 1,000 live births.  | 5.4                       | 5                      |
| The postneonatal mortality rate per 1,000 live births.  | 1.9                       | 1.4                    |
| The perinatal mortality rate per 1,000 live births plus fetal deaths.   | 6.4                       | 6.2                    |
| The child death rate per 100,000 children aged 1 through 14.  | 7.7                       | 12.2                   |
| <b>Title V - MCH State Performance Measures</b>   | <b>State 2007 Results</b> | <b>State 2012 Goal</b> |
| Percent of PRAMS population who had a diagnosis of depression before or during pregnancy.   | 13.1%                     | 13.2%                  |
| Percent of children aged 2-5 enrolled in the WIC Program with BMI's >=95th percentile   | 17.4%                     | 17%                    |
| Percent of Rhode Island resident families with at-risk newborns that received a home visit from the Family Outreach Program within the newborn period (<=90 days)             | 45.3%                     | 52.7%                  |
| Percent of children aged less than 6 who live in the core cities and have blood lead levels at or above 10ug/dL   | 4.0%                      | 3.7%                   |
| Ratio of the Black or African American prematurity rate to the White prematurity rate   | 1.2                       | 1.2                    |
| Percent of children (who have had at least one immunization from a primary care provider) with complete immunization series (4:3:1:3)and at least one lead screening by age 2 | 49.7%                     | 53.2%                  |
| Percent of at-risk newborns who live in a neighborhood or community with MCH community systems building partnerships  | 36.4%                     | 37.2%                  |
| Percent of licensed child care providers with on-site health consultants  | 0.4%                      | 55%                    |
| Percentage of students who felt so sad or hopeless almost every day for two weeks or more in a row that they stopped doing some usual activities during the past 12 months.   | 23.6%                     | 24.8%                  |
| Percent of families of CSHCN served by the Pediatric Practice Enhancement Project (PPEP).   | 5.3%                      | 7.1%                   |

| Title V - MCH National Performance Measures   | State 2007 Results | State 2012 Goal |
|---|--------------------|-----------------|
| The percent of screen positive newborns who received timely follow up to definitive diagnosis and clinical management for condition(s) mandated by their State-sponsored newborn screening programs.            | 100.0%             | 99.6%           |
| The percent of children with special health care needs age 0 to 18 years whose families partner in decision making at all levels and are satisfied with the services they receive. (CSHCN survey)               | 61.4%              | 63%             |
| The percent of children with special health care needs age 0 to 18 who receive coordinated, ongoing, comprehensive care within a medical home. (CSHCN Survey)   | 50.9%              | 55.5%           |
| The percent of children with special health care needs age 0 to 18 whose families have adequate private and/or public insurance to pay for the services they need. (CSHCN Survey)                               | 68.2%              | 70.2%           |
| Percent of children with special health care needs age 0 to 18 whose families report the community-based service systems are organized so they can use them easily. (CSHCN Survey)                              | 87.6%              | 80%             |
| The percentage of youth with special health care needs who received the services necessary to make transitions to all aspects of adult life, including adult health care, work, and independence.               | 37.6%              | 38.4%           |
| Percent of 19 to 35 month olds who have received full schedule of age appropriate immunizations against Measles, Mumps, Rubella, Polio, Diphtheria, Tetanus, Pertussis, Haemophilus Influenza, and Hepatitis B. | 84.4%              | 85%             |
| The rate of birth (per 1,000) for teenagers aged 15 through 17 years.   | 18.0               | 18.5            |
| Percent of third grade children who have received protective sealants on at least one permanent molar tooth.  | 36.3%              | 37.2%           |
| The rate of deaths to children aged 14 years and younger caused by motor vehicle crashes per 100,000 children.  | *                  | 1.5             |
| The percent of mothers who breastfeed their infants at 6 months of age.   | 31.2%              | 33%             |
| Percentage of newborns who have been screened for hearing before hospital discharge.  | 97.3%              | 96.8%           |
| Percent of children without health insurance.   | 5.2%               | 6%              |
| Percentage of children, ages 2 to 5 years, receiving WIC services with a Body Mass Index (BMI) at or above the 85th percentile.   | 35.6%              | 35.8%           |
| Percentage of women who smoke in the last three months of pregnancy.  | 13.4%              | 12.4%           |
| The rate (per 100,000) of suicide deaths among youths aged 15 through 19.   | *                  | 4               |
| Percent of very low birth weight infants delivered at facilities for high-risk deliveries and neonates.   | 92.5%              | 93%             |
| Percent of infants born to pregnant women receiving prenatal care beginning in the first trimester.   | 82.1%              | 85.2%           |



## 2007 TITLE V AND MCHB DISCRETIONARY GRANTS

### Emergency Medical Services for Children (EMSC)

EMSC Partnership Grants  
Rhode Island Department of Health  
Providence, RI  
\$115,000  
(EMSC Partnership Grants)

### Title V - Community Integrated Service Systems (CISS)

CISS - SECCS (PLANNING)  
STATE OF RHODE ISLAND DEPARTMENT OF HEALTH  
PROVIDENCE, RI  
\$140,000  
(Community-Based Integrated Service Systems (Local/State))

### Title V - Special Projects of Regional and National Significance (SPRANS)

State Implementation Grants for Integrated Community Systems for CSHCN  
Rhode Island Department of Health  
Providence, RI  
\$295,500  
(State Implementation Grants for Integrated Community Systems for CSHCN)

Healthy Tomorrows Partnership for Children Program  
State of Rhode Island Department of Health  
Providence, RI  
\$50,000  
(Healthy Tomorrows Partnership for Children Program)

LINKING DATA AND COMMUNITIES  
STATE OF RHODE ISLAND DEPARTMENT OF HEALTH  
PROVIDENCE, RI  
\$94,644  
(State Systems Development Initiative)

Family Professional Partnership/CSHCN  
Rhode Island Parent Information Network, Inc.  
Pawtucket, RI  
\$95,700  
(Family Professional Partnership/CSHCN)

Training CED/COR Pediatric and Child Psychiatry  
MEMORIAL HOSPITAL OF RHODE ISLAND  
PAWTUCKET, RI  
\$15,000  
(Training CED/COR Pediatric and Child Psychiatry)

### **Traumatic Brain Injury**

Traumatic Brain Injury Implementation  
RHODE ISLAND DEPT OF HUMAN SERVICES  
Cranston, RI  
\$100,000  
(Traumatic Brain Injury Implementation)

Traumatic Brain Injury Protection and Advocacy  
RHODE ISLAND DISABILITY LAW CENTER, INC  
Providence, RI  
\$50,000  
(Traumatic Brain Injury Protection and Advocacy)

### **Universal Newborn Hearing Screening**

Universal Newborn Hearing Screening and Intervention  
STATE OF RHODE ISLAND DEPARTMENT OF HEALTH  
PROVIDENCE, RI  
\$125,000  
(Universal Newborn Hearing Screening and Intervention)

# SOUTH CAROLINA

The MCH Federal-State  
Partnership - 2007

The General Assembly created the South Carolina Department of Health and Environmental Control (DHEC) in 1973 when it reunited the Board of Health and the Pollution Control Authority. The agency's mission is to promote and protect the health of the public and the environment. Every South Carolinian is touched by DHEC everyday. The agency is under the supervision of the Board of Health and Environmental Control. Seven members are appointed by the Governor representing each congressional district and one at large member. After 3 years of consolidation from 12 districts to 8 regions, the streamlined administration has resulted in efficiencies and increased effectiveness, specifically resulting in cost savings, increased accountability and improved customer service. DHEC continues to strive toward maximum usage and improvement of quality services to its customers. A focus on performance management has strengthened its activities. DHEC continues to operate local health departments and clinics to ensure that the many programs and services it provides meet the needs of the local areas. Decisions for service delivery are targeted toward best practices and are data driven. The central office is located in Columbia, the state capitol.

State Population: **4,407,709**  
Live Births: **62,271**

## MCH PARTNERSHIP FUNDS - FY 2007

Title V Federal-State Block Grant: **\$52,545,905**  
Other MCHB Grant Programs: **\$4,323,781**  
Bioterrorism Grant Program: **\$0**  
Total MCH Partnership Funds: **\$56,869,686**

## CONTACT INFORMATION

### For More Information on Title V:

#### Title V Program, Contact:

Brenda Martin  
Director, Bureau of MCH  
1751 Calhoun Street  
Columbia, South Carolina 29210  
803-898-3780  
803-898-0613  
martinby@dhec.sc.gov

**Title V Program's Services for Children with Special Health Care Needs, contact:**

Cheryl Waller

Director, CSHCN Division

1751 Calhoun Street

Columbia, South Carolina 29210

803-898-0789

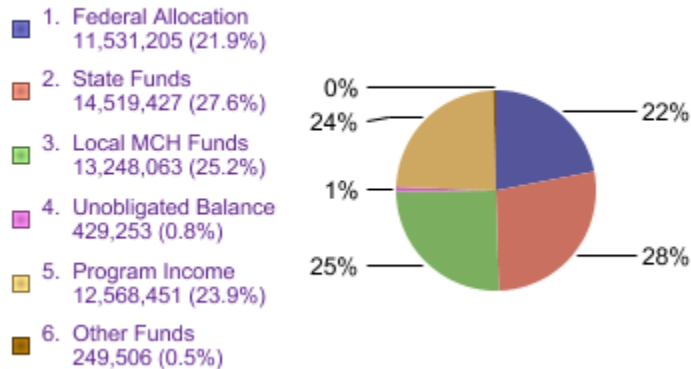
803-898-0613

[wallercj@dhec.sc.gov](mailto:wallercj@dhec.sc.gov)

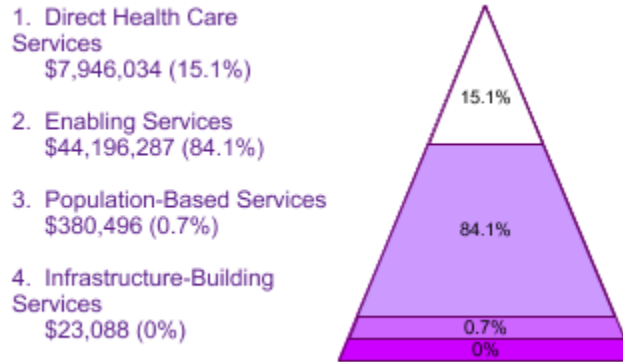
## TITLE V FEDERAL - STATE BLOCK GRANT EXPENDITURES

| By Number of Individuals Served and Population Group |                              |                      |             |
|--|------------------------------|----------------------|-------------|
| Populations Served                                   | Number of Individuals Served | Expenditures FY 2007 |             |
| Pregnant Women                                       | 23,144                       | \$2,855,365          | 5.4%        |
| Infants < 1 year old                                 | 20,100                       | \$3,381,707          | 6.4%        |
| Children 1 to 22 years old                           | 52,671                       | \$9,968,355          | 19%         |
| Children with Special Healthcare Needs               | 9,420                        | \$13,098,271         | 24.9%       |
| Others   | 94,916                       | \$21,216,367         | 40.4%       |
| Administration                                       |                              | \$2,025,840          | 3.9%        |
| <b>Totals</b>  | <b>200,251</b>               | <b>\$52,545,905</b>  | <b>100%</b> |

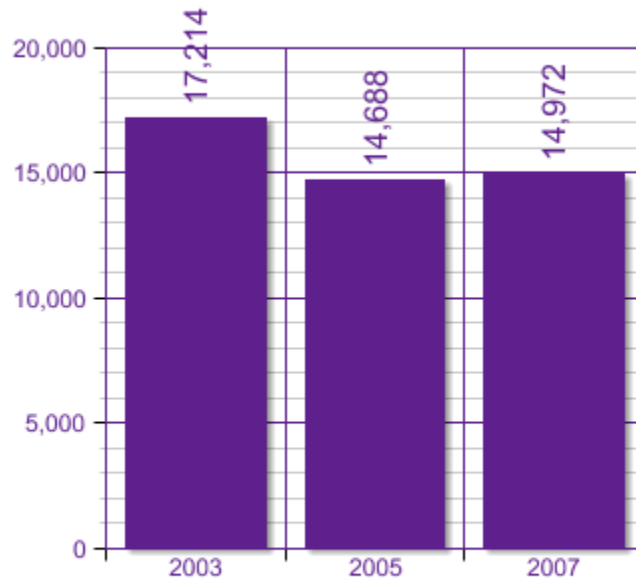
### By Source of Funds



### By Category of Services



### HOTLINE CALLS



(800) 868-0404  
en Español: 1-800-504-7081

## FAMILY PARTICIPATION IN CSHCN PROGRAM

|  |           |
|--|-----------|
| Family members participate on advisory committee or task forces and are offering training, mentoring, and reimbursement, when appropriate.           | 2         |
| Financial support (financial grants, technical assistance, travel, and child care) is offered for parent activities or parent groups.                | 1         |
| Family members are involved in the Children with Special Health Care Needs elements of the MCH Block Grant Application process.                      | 1         |
| Family members are involved in service training of CSHCN staff and providers.  | 1         |
| Family members hired as paid staff or consultants to the State CSHCN program (a family member is hired for his or her expertise as a family member). | 1         |
| Family members of diverse cultures are involved in all of the above activities.  | 1         |
| <b>FY 2007 Total:</b>  | <b>7</b>  |
| <b>Total Possible:</b>   | <b>18</b> |

**Scale:**

- 0 = Not Met**
- 1 = Partially Met**
- 2 = Mostly Met**
- 3 = Completely Met**

## MATERNAL & CHILD HEALTH (MCH) MEASURES

| <b>Title V – MCH National Outcome Measures</b>   | <b>State 2007 Results</b> | <b>State 2012 Goal</b> |
|--|---------------------------|------------------------|
| The infant mortality rate per 1,000 live births.   | 0.0                       | 7                      |
| The ratio of the black infant mortality rate to the white infant mortality rate.   | 0.0                       | 1.7                    |
| The neonatal mortality rate per 1,000 live births.   | 0.0                       | 5.8                    |
| The postneonatal mortality rate per 1,000 live births.   | 0.0                       | 2                      |
| The perinatal mortality rate per 1,000 live births plus fetal deaths.  | *                         | *                      |
| The child death rate per 100,000 children aged 1 through 14.   | 0.0                       | 20                     |
| <b>Title V - MCH State Performance Measures</b>  | <b>State 2007 Results</b> | <b>State 2012 Goal</b> |
| Increase the percent of newborns receiving a newborn home visit.   | 40.4%                     | 65%                    |
| Increase the number of comprehensive medical home partnerships for pregnant women, children and CYSHCN.                  | *                         | 90                     |
| Decrease the percent of family planning clients served by health departments whose pregnancy was unintended.             | 0.0%                      | 45%                    |
| Increase the number of MCH programs that utilized research findings to better target programs to vulnerable populations. | 34.3%                     | 80%                    |
| Increase the number of health departments who implemented a review process for fetal and infant deaths.                  | 19.6%                     | 75%                    |
| Increase the percent of infants who are breastfed at birth and thereafter.   | 0.0%                      | 60%                    |
| Increase the percent of pregnant women who are health department clients who are linked and referred for prenatal care.  | 100.0%                    | 100%                   |



| Title V - MCH National Performance Measures   | State 2007 Results | State 2012 Goal |
|---|--------------------|-----------------|
| The percent of screen positive newborns who received timely follow up to definitive diagnosis and clinical management for condition(s) mandated by their State-sponsored newborn screening programs.            | 100.0%             | 100%            |
| The percent of children with special health care needs age 0 to 18 years whose families partner in decision making at all levels and are satisfied with the services they receive. (CSHCN survey)               | 59.4%              | 85%             |
| The percent of children with special health care needs age 0 to 18 who receive coordinated, ongoing, comprehensive care within a medical home. (CSHCN Survey)   | 50.6%              | 95%             |
| The percent of children with special health care needs age 0 to 18 whose families have adequate private and/or public insurance to pay for the services they need. (CSHCN Survey)                               | 60.1%              | 90%             |
| Percent of children with special health care needs age 0 to 18 whose families report the community-based service systems are organized so they can use them easily. (CSHCN Survey)                              | 59.8%              | 85%             |
| The percentage of youth with special health care needs who received the services necessary to make transitions to all aspects of adult life, including adult health care, work, and independence.               | 41.4%              | 96%             |
| Percent of 19 to 35 month olds who have received full schedule of age appropriate immunizations against Measles, Mumps, Rubella, Polio, Diphtheria, Tetanus, Pertussis, Haemophilus Influenza, and Hepatitis B. | 81.6%              | 90%             |
| The rate of birth (per 1,000) for teenagers aged 15 through 17 years.   | 0.0                | 24              |
| Percent of third grade children who have received protective sealants on at least one permanent molar tooth.  | 23.7%              | 50%             |
| The rate of deaths to children aged 14 years and younger caused by motor vehicle crashes per 100,000 children.  | 0.0                | 3.5             |
| The percent of mothers who breastfeed their infants at 6 months of age.   | 0.0%               | 65%             |
| Percentage of newborns who have been screened for hearing before hospital discharge.  | 97.9%              | 100%            |
| Percent of children without health insurance.   | 10.7%              | 7%              |
| Percentage of children, ages 2 to 5 years, receiving WIC services with a Body Mass Index (BMI) at or above the 85th percentile.   | 100.0%             | 28%             |
| Percentage of women who smoke in the last three months of pregnancy.  | 0.0%               | 10%             |
| The rate (per 100,000) of suicide deaths among youths aged 15 through 19.   | 0.0                | 5.5             |
| Percent of very low birth weight infants delivered at facilities for high-risk deliveries and neonates.   | 0.0%               | 86%             |
| Percent of infants born to pregnant women receiving prenatal care beginning in the first trimester.   | 0.0%               | 90%             |

## 2007 TITLE V AND MCHB DISCRETIONARY GRANTS

### Emergency Medical Services for Children (EMSC)

EMSC Partnership Grants  
SOUTH CAROLINA DEPT. OF HEALTH AND ENVIRONMENT  
Columbia, SC  
\$115,000  
(EMSC Partnership Grants)

EMSC Targeted Issue Grants  
Medical University of South Carolina  
Charleston, SC  
\$199,778  
(EMSC Targeted Issue Grants)

### Healthy Start

ELIMINATING DISPARITIES IN PERINATAL HEALTH  
SOUTH CAROLINA STATE OFFICE  
Lexington, SC  
\$1,150,000  
(Healthy Start Initiative-Eliminating Racial/Ethnic Disparities)

ELIMINATING DISPARITIES IN PERINATAL HEALTH  
PALMETTO HEALTH ALLIANCE  
Columbia, SC  
\$1,175,000  
(Healthy Start Initiative-Eliminating Racial/Ethnic Disparities)

ELIMINATING DISPARITIES IN PERINATAL HEALTH  
PEE DEE HEALTHY START INC.  
FLORENCE, SC  
\$750,000  
(Healthy Start Initiative-Eliminating Racial/Ethnic Disparities)

### Research

MCH Research  
UNIVERSITY OF SC RESEARCH FOUNDATION  
COLUMBIA, SC  
\$105,759  
(MCH Research)

**Title V - Community Integrated Service Systems (CISS)**

Community-Based Integrated Service Systems (Local/State)

STATE OF SOUTH CAROLINA

Columbia, SC

\$100,000

(Community-Based Integrated Service Systems (Local/State))

**Title V - Special Projects of Regional and National Significance (SPRANS)**

State Implementation Grants for Integrated Community Systems for CSHCN

South Carolina Dept. of Health and Environment, Columbia

Columbia, SC

\$300,000

(State Implementation Grants for Integrated Community Systems for CSHCN)

STRENGTHENING OUR TITLE V INFO. INFRASTRUCTURE

STATE OF SOUTH CAROLINA

Columbia, SC

\$94,644

(State Systems Development Initiative)

Training CED/COR Pediatric and Child Psychiatry

MEDICAL UNIVERSITY OF SOUTH CAROLINA

Charleston, SC

\$15,000

(Training CED/COR Pediatric and Child Psychiatry)

**Traumatic Brain Injury**

Traumatic Brain Injury Implementation

South Carolina Department of Disabilities and Special Needs

Columbia, SC

\$118,600

(Traumatic Brain Injury Implementation)

Traumatic Brain Injury Protection and Advocacy

PROTECTION & ADV FOR PPL W/DISABILITIES INC

Columbia, SC

\$50,000

(Traumatic Brain Injury Protection and Advocacy)

**Universal Newborn Hearing Screening**

UNIVERSAL NEWBORN HEARING SCREENING

STATE OF SOUTH CAROLINA

Columbia, SC

\$150,000

(Universal Newborn Hearing Screening and Intervention)

The South Dakota Title V Maternal and Child Health Block Grant is administered through the Department of Health, Division of Health and Medical Services, Office of Family Health (OFH). The program conducts a statewide assessment of needs, develops policies and plans and provides for programs to improve the health of women, infants, children, adolescents, and families in South Dakota. OFH is also responsible for WIC, family planning, children with special health care needs (CSHCN), perinatal health, child/adolescent health, and newborn metabolic and hearing screening. Additional information regarding MCH programs as well as other programs administered by the division (i.e., communicable disease, immunizations, Ryan White, health promotion, and disease prevention programs) can be found at [www.doh.sd.gov](http://www.doh.sd.gov).

State Population: **796,214**  
Live Births: **11,917**

## MCH PARTNERSHIP FUNDS - FY 2007

Title V Federal-State Block Grant: **\$5,455,904**  
Other MCHB Grant Programs: **\$1,705,144**  
Bioterrorism Grant Program: **\$0**  
Total MCH Partnership Funds: **\$7,161,048**

## CONTACT INFORMATION

### For More Information on Title V:

#### Title V Program, Contact:

Kayla Tinker  
Administrator, Office of Family Health  
600 East Capitol Avenue  
Pierre, SD 57501-2536  
605-773-4439  
605-773-5683  
[kayla.tinker@state.sd.us](mailto:kayla.tinker@state.sd.us)

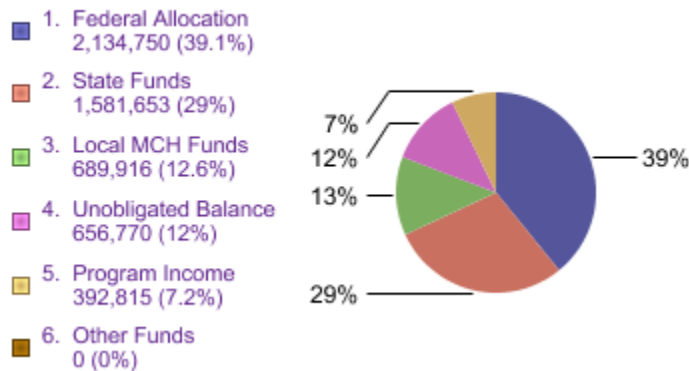
#### Title V Program's Services for Children with Special Health Care Needs, contact:

Barb Hemmelman  
MCH Project Coordinator  
600 East Capitol Avenue  
Pierre, SD 57501-2536  
605-773-4749  
605-773-5683  
[barb.hemmelman@state.sd.us](mailto:barb.hemmelman@state.sd.us)

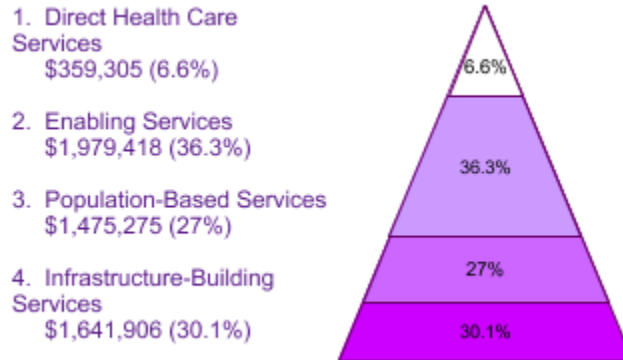
## TITLE V FEDERAL - STATE BLOCK GRANT EXPENDITURES

| By Number of Individuals Served and Population Group |                              |                      |             |
|--|------------------------------|----------------------|-------------|
| Populations Served                                   | Number of Individuals Served | Expenditures FY 2007 |             |
| Pregnant Women                                       | 9,568                        | \$747,641            | 13.7%       |
| Infants < 1 year old                                 | 12,814                       | \$331,244            | 6.1%        |
| Children 1 to 22 years old                           | 19,940                       | \$1,707,666          | 31.3%       |
| Children with Special Healthcare Needs               | 15,737                       | \$2,244,303          | 41.1%       |
| Others   | 14,615                       | \$259,140            | 4.7%        |
| Administration                                       |                              | \$165,910            | 3%          |
| <b>Totals</b>  | <b>72,674</b>                | <b>\$5,455,904</b>   | <b>100%</b> |

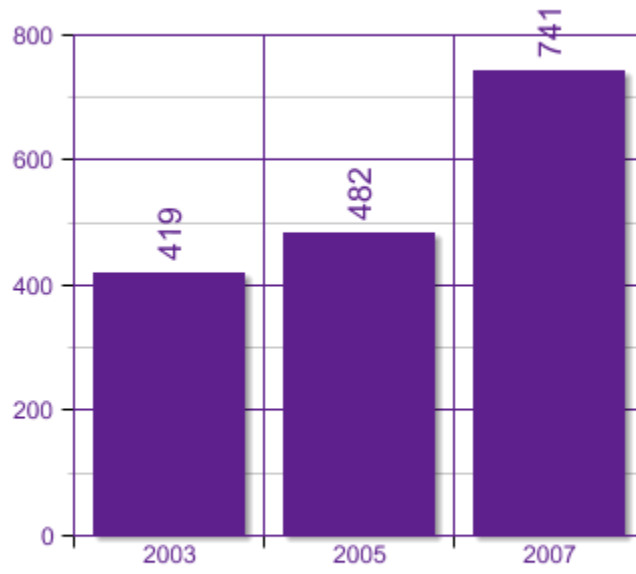
### By Source of Funds



### By Category of Services



**HOTLINE CALLS**



(800) 305-3064  
en Espanol: 1-800-504-7081

## FAMILY PARTICIPATION IN CSHCN PROGRAM

|  |           |
|--|-----------|
| Family members participate on advisory committee or task forces and are offering training, mentoring, and reimbursement, when appropriate.           | 2         |
| Financial support (financial grants, technical assistance, travel, and child care) is offered for parent activities or parent groups.                | 3         |
| Family members are involved in the Children with Special Health Care Needs elements of the MCH Block Grant Application process.                      | 3         |
| Family members are involved in service training of CSHCN staff and providers.  | 2         |
| Family members hired as paid staff or consultants to the State CSHCN program (a family member is hired for his or her expertise as a family member). | 2         |
| Family members of diverse cultures are involved in all of the above activities.  | 2         |
| <b>FY 2007 Total:</b>  | <b>14</b> |
| <b>Total Possible:</b>   | <b>18</b> |

**Scale:**

- 0 = Not Met**
- 1 = Partially Met**
- 2 = Mostly Met**
- 3 = Completely Met**

## MATERNAL & CHILD HEALTH (MCH) MEASURES

| <b>Title V – MCH National Outcome Measures</b>   | <b>State 2007 Results</b> | <b>State 2012 Goal</b> |
|--|---------------------------|------------------------|
| The infant mortality rate per 1,000 live births.   | 6.4                       | 6                      |
| The ratio of the black infant mortality rate to the white infant mortality rate.                               | 2.0                       | 2.2                    |
| The neonatal mortality rate per 1,000 live births.   | 4.2                       | 3                      |
| The postneonatal mortality rate per 1,000 live births.   | 2.3                       | 2.9                    |
| The perinatal mortality rate per 1,000 live births plus fetal deaths.  | 6.8                       | 5                      |
| The child death rate per 100,000 children aged 1 through 14.   | 27.8                      | 28.5                   |
| <b>Title V - MCH State Performance Measures</b>  | <b>State 2007 Results</b> | <b>State 2012 Goal</b> |
| The rate (per 1,000 live births) of infants under age one who die as a result of Sudden Infant Death Syndrome. | 0.8                       | 0.7                    |
| Percent of pregnancies which are unintended (mistimed or unwanted) and result in live birth or abortion.       | 33.4%                     | 33%                    |
| Percent of high school youth who self-report tobacco use in the past 30 days.                                  | 24.7%                     | 24.4%                  |
| Percent of school-aged children and adolescents with a Body Mass Index (BMI) at or above the 95th percentile.  | 16.3%                     | 15.4%                  |
| Percentage of mothers who breastfeed their infants at hospital discharge.                                      | 73.9%                     | 74.1%                  |
| Percent of singleton birth mothers who achieve a recommended weight gain during pregnancy.                     | 29.5%                     | 30%                    |
| Percent of infants exposed to secondhand smoke.  | 9.4%                      | 9.2%                   |



| Title V - MCH National Performance Measures   | State 2007 Results | State 2012 Goal |
|---|--------------------|-----------------|
| The percent of screen positive newborns who received timely follow up to definitive diagnosis and clinical management for condition(s) mandated by their State-sponsored newborn screening programs.            | 100.0%             | 100%            |
| The percent of children with special health care needs age 0 to 18 years whose families partner in decision making at all levels and are satisfied with the services they receive. (CSHCN survey)               | 98.5%              | 99%             |
| The percent of children with special health care needs age 0 to 18 who receive coordinated, ongoing, comprehensive care within a medical home. (CSHCN Survey)   | 97.3%              | 97.5%           |
| The percent of children with special health care needs age 0 to 18 whose families have adequate private and/or public insurance to pay for the services they need. (CSHCN Survey)                               | 89.6%              | 90%             |
| Percent of children with special health care needs age 0 to 18 whose families report the community-based service systems are organized so they can use them easily. (CSHCN Survey)                              | 88.0%              | 89%             |
| The percentage of youth with special health care needs who received the services necessary to make transitions to all aspects of adult life, including adult health care, work, and independence.               | 86.2%              | 86.5%           |
| Percent of 19 to 35 month olds who have received full schedule of age appropriate immunizations against Measles, Mumps, Rubella, Polio, Diphtheria, Tetanus, Pertussis, Haemophilus Influenza, and Hepatitis B. | 74.9%              | 76%             |
| The rate of birth (per 1,000) for teenagers aged 15 through 17 years.   | 19.8               | 15              |
| Percent of third grade children who have received protective sealants on at least one permanent molar tooth.  | 61.1%              | 62%             |
| The rate of deaths to children aged 14 years and younger caused by motor vehicle crashes per 100,000 children.  | 5.1                | 5               |
| The percent of mothers who breastfeed their infants at 6 months of age.   | 40.5%              | 44%             |
| Percentage of newborns who have been screened for hearing before hospital discharge.  | 97.3%              | 98%             |
| Percent of children without health insurance.   | 2.8%               | 2.6%            |
| Percentage of children, ages 2 to 5 years, receiving WIC services with a Body Mass Index (BMI) at or above the 85th percentile.   | 34.6%              | 31%             |
| Percentage of women who smoke in the last three months of pregnancy.  | 14.2%              | 14%             |
| The rate (per 100,000) of suicide deaths among youths aged 15 through 19.   | 22.2               | 21.6            |
| Percent of very low birth weight infants delivered at facilities for high-risk deliveries and neonates.   | 86.6%              | 87.5%           |
| Percent of infants born to pregnant women receiving prenatal care beginning in the first trimester.   | 69.7%              | 70.3%           |

## 2007 TITLE V AND MCHB DISCRETIONARY GRANTS

### Emergency Medical Services for Children (EMSC)

EMSC Partnership Grants  
UNIVERSITY OF SOUTH DAKOTA  
Vermillion, SD  
\$115,000  
(EMSC Partnership Grants)

### Healthy Start

ELIMINATING DISPARITIES IN PERINATAL HEALTH  
ABERDEEN AREA TRIBAL CHAIRMAN'S HEALTH BOARD  
Rapid City, SD  
\$1,250,000  
(Healthy Start Initiative-Eliminating Racial/Ethnic Disparities)

### Title V - Special Projects of Regional and National Significance (SPRANS)

Health Families Expansion Program  
South Dakota Dental Association  
Pierre, SD  
\$49,800  
(Healthy Tomorrows Partnership for Children Program)

Healthy Tomorrows Partnership for Children Program  
YOUTH AND FAMILY SERVICES, INC.  
RAPID CITY, SD  
\$50,000  
(Healthy Tomorrows Partnership for Children Program)

SOUTH DAKOTA STATE SYSTEMS DEVELOPMENT INITIATIVE  
SOUTH DAKOTA STATE DEPT OF HEALTH  
Pierre, SD  
\$94,644  
(State Systems Development Initiative)

Family Professional Partnership/CSHCN  
South Dakota Parent Connection, Inc.  
Sioux Falls, SD  
\$95,700  
(Family Professional Partnership/CSHCN)

**Traumatic Brain Injury**

Traumatic Brain Injury Protection and Advocacy  
SOUTH DAKOTA ADVOCACY SERVICES  
PIERRE, SD  
\$50,000  
(Traumatic Brain Injury Protection and Advocacy)

Maternal and Child Health, within the Bureau of health Services in the Tennessee Department of health, consists of two sections; Child and Adolescent Health, Abstinence Only Education, SIDS, Early Childhood Comprehensive Systems Planning, School Health, Child Fatality Review, Child Care Resource and Referral Centers, EPSDT, and Childhood Lead Poisoning Prevention. Services for CSHCN (called Children's Special Services) include; medical and other health needs; care coordination/case management; and a Parent Support Network (PEP). The Women's Health/Genetics section includes comprehensive family planning services; prenatal care, adolescent pregnancy prevention, perinatal regionalization, women's health, newborn screening follow-up, newborn hearing screening follow-up, and the network of the genetics and sickle cell centers.

State Population: **6,156,719**  
Live Births: **84,345**

## MCH PARTNERSHIP FUNDS - FY 2007

Title V Federal-State Block Grant: **\$33,379,703**  
Other MCHB Grant Programs: **\$1,766,196**  
Bioterrorism Grant Program: **\$0**  
Total MCH Partnership Funds: **\$35,145,899**

## CONTACT INFORMATION

### For More Information on Title V:

#### **Title V Program, Contact:**

Dr. Theodora Pinnock, MD  
Director of MCH  
425 5 TH Avenue North, 5 TH Floor  
Nashville, TN 37247-4701  
(615) 741-7353  
(615) 741-1063  
Theodora.pinnock@State.tn.us

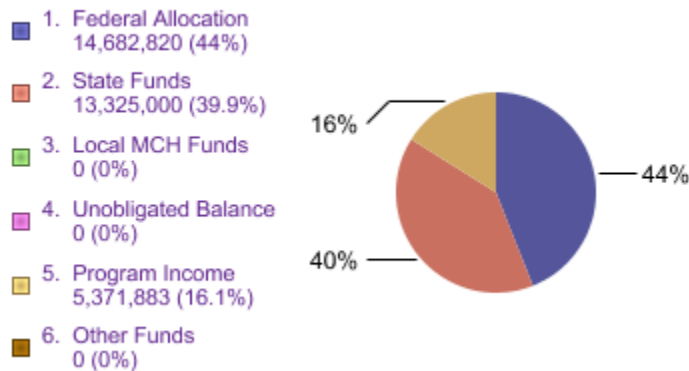
#### **Title V Program's Services for Children with Special Health Care Needs, contact:**

Jacqueline Johnson  
Director, Children's Special Services  
425 5 Th Avenue North, 5 TH Floor  
Nashville, TN 37247-4701  
(615) 741-7353  
(615) 741-1063  
Jacqueline.johnson@State.tn.us

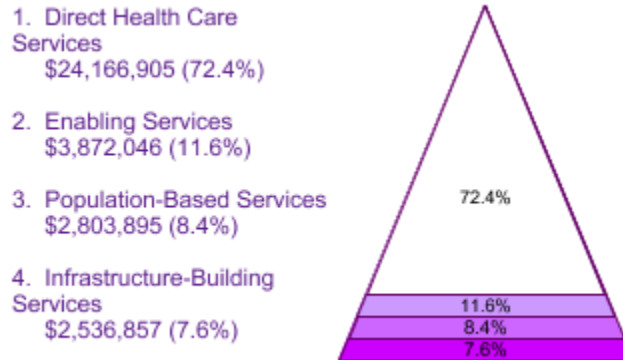
## TITLE V FEDERAL - STATE BLOCK GRANT EXPENDITURES

| By Number of Individuals Served and Population Group |                              |                      |             |
|--|------------------------------|----------------------|-------------|
| Populations Served                                   | Number of Individuals Served | Expenditures FY 2007 |             |
| Pregnant Women                                       | 16,315                       | \$1,134,910          | 3.4%        |
| Infants < 1 year old                                 | 54,388                       | \$3,805,286          | 11.4%       |
| Children 1 to 22 years old                           | 251,971                      | \$12,327,096         | 36.9%       |
| Children with Special Healthcare Needs               | 8,583                        | \$4,729,932          | 14.2%       |
| Others   | 147,430                      | \$10,280,949         | 30.8%       |
| Administration                                       |                              | \$1,101,530          | 3.3%        |
| <b>Totals</b>  | <b>478,687</b>               | <b>\$33,379,703</b>  | <b>100%</b> |

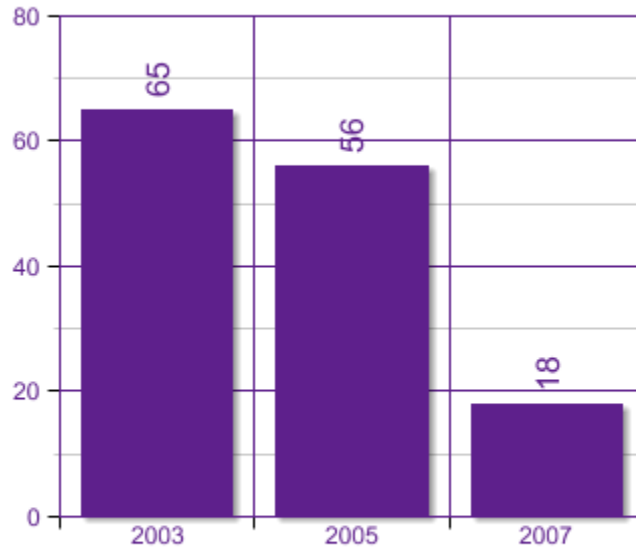
### By Source of Funds



### By Category of Services



**HOTLINE CALLS**



(800) 428-2229  
en Espanol: 1-800-504-7081

## FAMILY PARTICIPATION IN CSHCN PROGRAM

|  |           |
|--|-----------|
| Family members participate on advisory committee or task forces and are offering training, mentoring, and reimbursement, when appropriate.           | 3         |
| Financial support (financial grants, technical assistance, travel, and child care) is offered for parent activities or parent groups.                | 3         |
| Family members are involved in the Children with Special Health Care Needs elements of the MCH Block Grant Application process.                      | 3         |
| Family members are involved in service training of CSHCN staff and providers.  | 3         |
| Family members hired as paid staff or consultants to the State CSHCN program (a family member is hired for his or her expertise as a family member). | 3         |
| Family members of diverse cultures are involved in all of the above activities.  | 3         |
| <b>FY 2007 Total:</b>  | <b>18</b> |
| <b>Total Possible:</b>   | <b>18</b> |

**Scale:**

- 0 = Not Met**
- 1 = Partially Met**
- 2 = Mostly Met**
- 3 = Completely Met**

## MATERNAL & CHILD HEALTH (MCH) MEASURES

| <b>Title V – MCH National Outcome Measures</b>   | <b>State 2007 Results</b> | <b>State 2012 Goal</b> |
|--|---------------------------|------------------------|
| The infant mortality rate per 1,000 live births.   | 8.2                       | 7                      |
| The ratio of the black infant mortality rate to the white infant mortality rate.   | 2.4                       | 2.1                    |
| The neonatal mortality rate per 1,000 live births.   | 5.1                       | 4.3                    |
| The postneonatal mortality rate per 1,000 live births.   | 3.1                       | 2.6                    |
| The perinatal mortality rate per 1,000 live births plus fetal deaths.  | 9.9                       | 8                      |
| The child death rate per 100,000 children aged 1 through 14.   | 20.1                      | 15                     |
| <b>Title V - MCH State Performance Measures</b>  | <b>State 2007 Results</b> | <b>State 2012 Goal</b> |
| Reduce the percentage of high school students using tobacco (cigarettes and smokeless tobacco).  | 27.4%                     | 26%                    |
| Reduce the percentage of high school students using alcohol.   | 41.8%                     | 34%                    |
| Reduce the incidence of maltreatment of children younger than age 18 including physical, sexual, emotional abuse and neglect to a rate no more than 8 per 1,000. | 10.7                      | 7                      |
| Increase percentage of children with complete EPSDT annual examinations by 3 percent each year.  | 73.3%                     | 95%                    |
| Reduce the proportion of teens and young adults ages 15 to 24 with chlamydia trachomatis infections attending family planning clinics                            | 6.5                       | 5.2                    |
| Reduce the number of babies born prematurely.  | 11.7%                     | 10%                    |
| Increase percentage of adolescents with complete Early Periodic Screening, Diagnosis and Treatment(EPSDT) annual examinations by 5% each year.                   | 39.4%                     | 65%                    |
| Reduce the number of pregnant women who smoke and or use illicit drugs.  | 10.1%                     | 5%                     |
| Reduce the number of overweight and obese children and adolescents.  | 39.9%                     | 25%                    |
| Increase the percentage of youth with special health care needs, age 14 and older, who receive formal plans for transition to adulthood.                         | 100.0%                    | 100%                   |



| Title V - MCH National Performance Measures   | State 2007 Results | State 2012 Goal |
|---|--------------------|-----------------|
| The percent of screen positive newborns who received timely follow up to definitive diagnosis and clinical management for condition(s) mandated by their State-sponsored newborn screening programs.            | 100.0%             | 100%            |
| The percent of children with special health care needs age 0 to 18 years whose families partner in decision making at all levels and are satisfied with the services they receive. (CSHCN survey)               | 60.7%              | 62%             |
| The percent of children with special health care needs age 0 to 18 who receive coordinated, ongoing, comprehensive care within a medical home. (CSHCN Survey)   | 52.7%              | 65%             |
| The percent of children with special health care needs age 0 to 18 whose families have adequate private and/or public insurance to pay for the services they need. (CSHCN Survey)                               | 67.7%              | 70%             |
| Percent of children with special health care needs age 0 to 18 whose families report the community-based service systems are organized so they can use them easily. (CSHCN Survey)                              | 91.8%              | 93%             |
| The percentage of youth with special health care needs who received the services necessary to make transitions to all aspects of adult life, including adult health care, work, and independence.               | 100.0%             | 100%            |
| Percent of 19 to 35 month olds who have received full schedule of age appropriate immunizations against Measles, Mumps, Rubella, Polio, Diphtheria, Tetanus, Pertussis, Haemophilus Influenza, and Hepatitis B. | 86.7%              | 89%             |
| The rate of birth (per 1,000) for teenagers aged 15 through 17 years.   | 27.8               | 25              |
| Percent of third grade children who have received protective sealants on at least one permanent molar tooth.  | 21.8%              | 25%             |
| The rate of deaths to children aged 14 years and younger caused by motor vehicle crashes per 100,000 children.  | 3.3                | 2               |
| The percent of mothers who breastfeed their infants at 6 months of age.   | 31.4%              | 50%             |
| Percentage of newborns who have been screened for hearing before hospital discharge.  | 92.5%              | 99%             |
| Percent of children without health insurance.   | 6.4%               | 6%              |
| Percentage of children, ages 2 to 5 years, receiving WIC services with a Body Mass Index (BMI) at or above the 85th percentile.   | 34.0%              | 27%             |
| Percentage of women who smoke in the last three months of pregnancy.  | 19.4%              | 4%              |
| The rate (per 100,000) of suicide deaths among youths aged 15 through 19.   | 5.4                | 5               |
| Percent of very low birth weight infants delivered at facilities for high-risk deliveries and neonates.   | 68.5%              | 80%             |
| Percent of infants born to pregnant women receiving prenatal care beginning in the first trimester.   | 63.7%              | 90%             |

## 2007 TITLE V AND MCHB DISCRETIONARY GRANTS

### Emergency Medical Services for Children (EMSC)

EMSC PARTNERSHIP GRANTS  
Vanderbilt University School of Medicine  
Nashville, TN  
\$115,000  
(EMSC Partnership Grants)

### Healthy Start

HEALTHY START INITIATIVE: ELIMINATING DISPARITIES IN PERINATAL HEALTH  
SHELBY COUNTY GOVERNMENT  
MEMPHIS, TN  
\$746,834  
(Healthy Start Initiative-Eliminating Racial/Ethnic Disparities)

### Title V - Community Integrated Service Systems (CISS)

CISS - SECCS (PLANNING)  
TENNESSEE STATE DEPARTMENT OF HEALTH  
Nashville, TN  
\$100,000  
(Community-Based Integrated Service Systems (Local/State))

### Title V - Special Projects of Regional and National Significance (SPRANS)

STATE SYSTEMS DEVELOPMENT INITIATIVE (SSDI)  
TENNESSEE STATE DEPARTMENT OF HEALTH  
Nashville, TN  
\$94,644  
(State Systems Development Initiative)

Genetic Services Project  
St. Jude Children's Research Hospital  
Memphis, TN  
\$183,000  
(Genetic Services Project)

HLTH CARE INFORMATION & EDUCATION FOR FAMILIES OF CHILDREN W/SPECIAL HLTH  
CARE N  
TENNESSEE DISABILITY COALITION  
NASHVILLE, TN  
\$95,700  
(Family Professional Partnership/CSHCN)

Continuing Education/Distance Learning  
UNIVERSITY OF TENNESSEE HEALTH SCIENCES CENTER  
Memphis, TN  
\$98,992  
(MCH Distance Learning)

MCH Knowledge to Practice  
University of Tennessee at Chattanooga  
Chattanooga, TN  
\$29,999  
(MCH Continuing Education)

### **Traumatic Brain Injury**

Traumatic Brain Injury Implementation  
Tennessee Department of Health  
Nashville, TN  
\$100,000  
(Traumatic Brain Injury Implementation)

Traumatic Brain Injury Protection and Advocacy  
Disability Law & Advocacy Center of Tennessee  
Nashville, TN  
\$52,027  
(Traumatic Brain Injury Protection and Advocacy)

### **Universal Newborn Hearing Screening**

UNIVERSAL NEWBORN HEARING SCREENING  
TENNESSEE STATE DEPARTMENT OF HEALTH  
Nashville, TN  
\$150,000  
(Universal Newborn Hearing Screening and Intervention)

The Texas Department of State Health Services (DSHS) is the state agency responsible for administration of the Title V program and is one of four state health and human service agencies under the umbrella of the Health and Human Services Commission. Within DSHS, the Division for Family and Community Health Services is responsible for most women's and children's programs. The Division administers the Newborn Screening and the Texas Early Hearing Detection and Intervention Program; the Genetic Services Program; the Family Planning Program under Titles V, X, XIX and XX; Texas Health Steps (EPSDT) Medical, Dental, and Medical Case Management; the Children with Special Health Care Needs Services Program (CSHCN SP); the Oral Health Program; the Vision and Hearing Screening Program; the Program for the Amplification for Children of Texas; Women, Infants and Children Nutrition Program (WIC); the Breast and Cervical Cancer Services Program; Title V Women's Health and Child Health Programs; Texas Primary Care Office; the Primary Health Care Program; and the County Indigent Health Care Program.

State Population: **23,904,380**  
Live Births: **399,612**

## MCH PARTNERSHIP FUNDS - FY 2007

Title V Federal-State Block Grant: **\$86,076,731**  
Other MCHB Grant Programs: **\$8,644,993**  
Bioterrorism Grant Program: **\$0**  
Total MCH Partnership Funds: **\$94,721,724**

## CONTACT INFORMATION

### For More Information on Title V:

#### Title V Program, Contact:

Fouad Berrahou, Ph.D.

State Title V Director

P O Box 149347 - MC1922

Austin, TX 78714-9347

512-458-7321

512-458-7443

[fouad.berrahou@dshs.state.tx.us](mailto:fouad.berrahou@dshs.state.tx.us)

[www.dshs.state.tx.us](http://www.dshs.state.tx.us)

**Title V Program's Services for Children with Special Health Care Needs, contact:**

Lesa Walker, M.D.

State CSHCN Director

P O Box 149347 - MC1938

Austin, TX 78714-9347

512-458-7355

512-458-7328

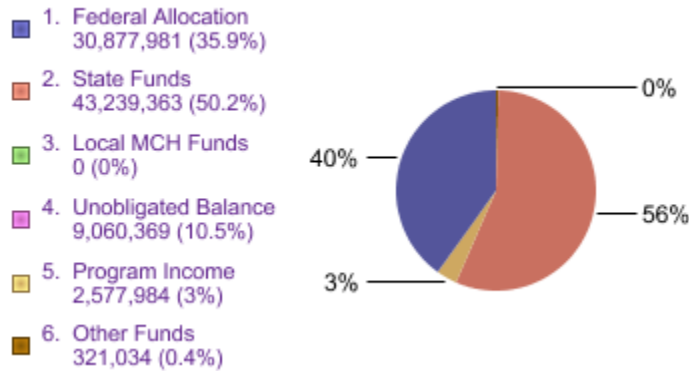
[lesa.walker@dshs.state.tx.us](mailto:lesa.walker@dshs.state.tx.us)

[www.dshs.state.tx.us](http://www.dshs.state.tx.us)

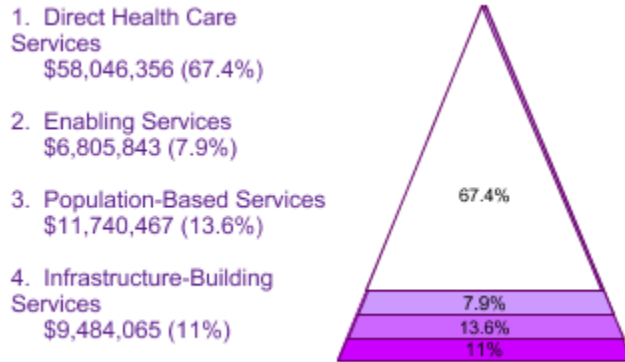
**TITLE V FEDERAL - STATE BLOCK GRANT EXPENDITURES**

| <b>By Number of Individuals Served and Population Group</b> |                                     |                             |             |
|---|-------------------------------------|-----------------------------|-------------|
| <b>Populations Served</b>                                   | <b>Number of Individuals Served</b> | <b>Expenditures FY 2007</b> |             |
| Pregnant Women  | 159,425                             | \$15,567,424                | 18.1%       |
| Infants < 1 year old  | 414,161                             | \$152,145                   | .2%         |
| Children 1 to 22 years old                                  | 6,073,452                           | \$21,388,600                | 24.8%       |
| Children with Special Healthcare Needs                      | 81,622                              | \$36,137,635                | 42%         |
| Others  | 137,412                             | \$7,414,872                 | 8.6%        |
| Administration  |                                     | \$5,416,055                 | 6.3%        |
| <b>Totals</b>   | <b>6,866,072</b>                    | <b>\$86,076,731</b>         | <b>100%</b> |

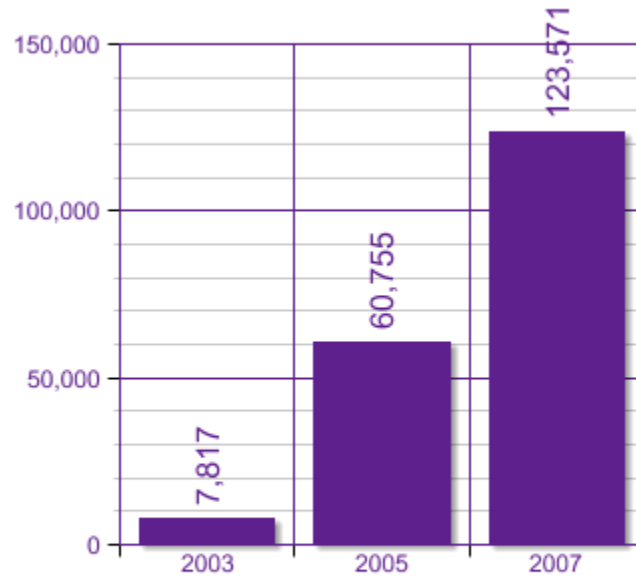
**By Source of Funds**



**By Category of Services**



## HOTLINE CALLS



.....211(Texas only)  
en Espanol: 1-800-504-7081

**FAMILY PARTICIPATION IN CSHCN PROGRAM**

|  |           |
|--|-----------|
| Family members participate on advisory committee or task forces and are offering training, mentoring, and reimbursement, when appropriate.           | 2         |
| Financial support (financial grants, technical assistance, travel, and child care) is offered for parent activities or parent groups.                | 2         |
| Family members are involved in the Children with Special Health Care Needs elements of the MCH Block Grant Application process.                      | 2         |
| Family members are involved in service training of CSHCN staff and providers.  | 2         |
| Family members hired as paid staff or consultants to the State CSHCN program (a family member is hired for his or her expertise as a family member). | 0         |
| Family members of diverse cultures are involved in all of the above activities.  | 2         |
| <b>FY 2007 Total:</b>  | <b>10</b> |
| <b>Total Possible:</b>   | <b>18</b> |

**Scale:**

- 0 = Not Met**
- 1 = Partially Met**
- 2 = Mostly Met**
- 3 = Completely Met**



## MATERNAL & CHILD HEALTH (MCH) MEASURES

| <b>Title V – MCH National Outcome Measures</b>  | <b>State 2007 Results</b> | <b>State 2012 Goal</b> |
|---|---------------------------|------------------------|
| The infant mortality rate per 1,000 live births.  | 6.5                       | 5.5                    |
| The ratio of the black infant mortality rate to the white infant mortality rate.  | 2.7                       | 1.7                    |
| The neonatal mortality rate per 1,000 live births.  | 4.2                       | 3.5                    |
| The postneonatal mortality rate per 1,000 live births.  | 2.1                       | 2                      |
| The perinatal mortality rate per 1,000 live births plus fetal deaths.   | 9.7                       | 8.9                    |
| The child death rate per 100,000 children aged 1 through 14.  | 21.4                      | 20                     |
| <b>Title V - MCH State Performance Measures</b>   | <b>State 2007 Results</b> | <b>State 2012 Goal</b> |
| Change in percentage of CSHCN living in congregate care settings as percent of base year 2003   | 99.4%                     | 80%                    |
| The percent of obesity among women ages 18 to 44  | 25.5%                     | 20.5%                  |
| Percent of licensed child care centers in metropolitan counties that have no deficiencies in operational policies that address health and safety of children. | 30.1%                     | 92%                    |
| The proportion of women between the ages of 18 and 44 who are current cigarette smokers.  | 19.3%                     | 14.5%                  |
| The prevalence of at-risk for obesity and obesity among adolescents enrolled in high school   | 31.6%                     | 22%                    |
| The percent of children provided preventive dental services.  | 42.1%                     | 45%                    |
| Rate of family violence incidents involving females victims per 1,000 women in Texas  | 13.1                      | 11.1                   |

| Title V - MCH National Performance Measures   | State 2007 Results | State 2012 Goal |
|---|--------------------|-----------------|
| The percent of screen positive newborns who received timely follow up to definitive diagnosis and clinical management for condition(s) mandated by their State-sponsored newborn screening programs.            | 100.0%             | 100%            |
| The percent of children with special health care needs age 0 to 18 years whose families partner in decision making at all levels and are satisfied with the services they receive. (CSHCN survey)               | 57.9%              | 58.4%           |
| The percent of children with special health care needs age 0 to 18 who receive coordinated, ongoing, comprehensive care within a medical home. (CSHCN Survey)   | 46.3%              | 46.8%           |
| The percent of children with special health care needs age 0 to 18 whose families have adequate private and/or public insurance to pay for the services they need. (CSHCN Survey)                               | 58.2%              | 58.7%           |
| Percent of children with special health care needs age 0 to 18 whose families report the community-based service systems are organized so they can use them easily. (CSHCN Survey)                              | 88.2%              | 88.7%           |
| The percentage of youth with special health care needs who received the services necessary to make transitions to all aspects of adult life, including adult health care, work, and independence.               | 37.1%              | 37.6%           |
| Percent of 19 to 35 month olds who have received full schedule of age appropriate immunizations against Measles, Mumps, Rubella, Polio, Diphtheria, Tetanus, Pertussis, Haemophilus Influenza, and Hepatitis B. | 76.4%              | 80%             |
| The rate of birth (per 1,000) for teenagers aged 15 through 17 years.   | 33.6               | 30              |
| Percent of third grade children who have received protective sealants on at least one permanent molar tooth.  | 22.7%              | 35%             |
| The rate of deaths to children aged 14 years and younger caused by motor vehicle crashes per 100,000 children.  | 4.8                | 4.5             |
| The percent of mothers who breastfeed their infants at 6 months of age.   | 34.2%              | 39%             |
| Percentage of newborns who have been screened for hearing before hospital discharge.  | 95.0%              | 96.5%           |
| Percent of children without health insurance.   | 20.7%              | 18%             |
| Percentage of children, ages 2 to 5 years, receiving WIC services with a Body Mass Index (BMI) at or above the 85th percentile.   | 21.3%              | 20%             |
| Percentage of women who smoke in the last three months of pregnancy.  | 7.8%               | 7.1%            |
| The rate (per 100,000) of suicide deaths among youths aged 15 through 19.   | 6.4                | 4               |
| Percent of very low birth weight infants delivered at facilities for high-risk deliveries and neonates.   | 49.7%              | 55%             |
| Percent of infants born to pregnant women receiving prenatal care beginning in the first trimester.   | 72.2%              | 75%             |

**2007 TITLE V AND MCHB DISCRETIONARY GRANTS****Emergency Medical Services for Children (EMSC)**

EMSC Partnership Grants  
Texas Department of State Health Services  
Austin, TX  
\$115,000  
(EMSC Partnership Grants)

EMSC Targeted Issue Grants  
The University of Texas Southwestern Medical Center at Dallas  
Dallas, TX  
\$199,999  
(EMSC Targeted Issue Grants)

EMSC Targeted Issue Grants  
Baylor College of Medicine  
Houston, TX  
\$198,645  
(EMSC Targeted Issue Grants)

**Healthy Start**

ELIMINATING DISPARITIES IN PERINATAL HEALTH  
NEIGHBORHOOD CENTERS, INC.  
Bellaire, TX  
\$750,000  
(Healthy Start Initiative-Eliminating Racial/Ethnic Disparities)

HEALTHY START INITIATIVE  
SAN ANTONIO CITY DEPARTMENT OF FINANCE  
SAN ANTONIO, TX  
\$750,000  
(Healthy Start Initiative-Eliminating Racial/Ethnic Disparities)

ELIMINATING DISPARITIES IN PERINATAL HEALTH  
CATHOLIC CHARITIES DIOCESE OF FORT WORTH, INC.  
FORT WORTH, TX  
\$750,000  
(Healthy Start Initiative-Eliminating Racial/Ethnic Disparities)

ELIMINATING DISPARITIES IN PERINATAL HEALTH  
DALLAS COUNTY HOSPITAL DISTRICT  
DALLAS, TX  
\$900,000  
(Healthy Start Initiative-Eliminating Racial/Ethnic Disparities)

HEALTHY START INITIATIVE- ELIMINATING DISPARITIES IN PERINATAL HEALTH -  
BORDER H  
BAPTIST CHILDRENS HOME MINISTRIES  
San Antonio, TX  
\$870,000  
(Disparities in Perinatal Health-Border Initiatives)

HEALTHY START INITIATIVE- ELIMINATING DISPARITIES IN PERINATAL HEALTH -  
BORDER H  
VALLEY PRIMARY CARE NETWORK  
Harlingen, TX  
\$844,425  
(Disparities in Perinatal Health-Border Initiatives)

**Research**

IMPROVING ADOLESCENT ADHERENCE TO HORMONAL CONTRACEPTION  
UNIV OF TEXAS MEDICAL BRANCH  
GALVESTON, TX  
\$254,991  
(MCH Research)

**Title V - Community Integrated Service Systems (CISS)**

CISS - SECCS (PLANNING)  
TEXAS HEALTH & HUMAN SERVICES COMMISSION  
Austin, TX  
\$140,000  
(Community-Based Integrated Service Systems (Local/State))

**Title V - Special Projects of Regional and National Significance (SPRANS)**

Healthy Tomorrows Partnership for Children Program  
People's Community Clinic  
Austin, TX  
\$50,000  
(Healthy Tomorrows Partnership for Children Program)

TEXAS STATE SYSTEMS DEVELOPMENT INITIATIVE PROJECT  
Texas Department of State Health Services  
Austin, TX  
\$94,570  
(State Systems Development Initiative)

REGION VI COMPREHENSIVE HEMOPHILIA PROGRAM  
UNIVERSITY OF TEXAS HSC AT HOUSTON  
Houston, TX  
\$497,344  
(Hemophilia Treatment Centers (SPRANS))

Family Professional Partnership/CSHCN  
Texas Parent to Parent  
Austin, TX  
\$95,700  
(Family Professional Partnership/CSHCN)

LEADERSHIP EDUCATION IN ADOLESCENT HEALTH  
BAYLOR COLLEGE OF MEDICINE  
Houston, TX  
\$372,000  
(Leadership Education in Adolescent Health)

TRAINING LONG TERM - NUTRITION  
BAYLOR COLLEGE OF MEDICINE  
Houston, TX  
\$135,000  
(Leadership Training in Pediatric Nutrition)

Heritable Disorders  
Texas Health Institute  
Austin, TX  
\$435,961  
(Heritable Disorders)

NATIONAL NEWBORN SCREENING AND GENETICS CENTER  
UNIVERSITY OF TEXAS HEALTH SCI CTR  
SAN ANTONIO, TX  
\$850,000  
(National Newborn Screening and Genetics Resource Center)

### **Traumatic Brain Injury**

Traumatic Brain Injury Implementation  
Texas Department of State Health Services  
Austin, TX  
\$118,000  
(Traumatic Brain Injury Implementation)

Traumatic Brain Injury Protection and Advocacy  
ADVOCACY INCORPORATED  
AUSTIN, TX  
\$87,128  
(Traumatic Brain Injury Protection and Advocacy)

### **Universal Newborn Hearing Screening**

Universal Newborn Hearing Screening and Intervention  
Texas Department of Assistive and Rehabilitative Services  
Austin, TX  
\$136,230  
(Universal Newborn Hearing Screening and Intervention)

The Utah Department of Health is the state Title V agency. The Department's Division of Community and Family Health Services includes all Title V programs in Utah as mandated by state and federal law, including Children with Special Health Care Needs. The Division also is responsible for the Individuals with Disabilities Education Act (IDEA) - Part C, the WIC program funded through the U.S. Department of Agriculture, the Immunization Program funded through the Centers for Disease Control and Prevention (CDC), and the CDC Preventive Block Grant, which includes program activities directed, in part, to MCH populations. Title V-funded programs include: Reproductive Health, Child Adolescent and School Health; Data Resources, Oral Health, Hearing, Speech and Vision, Newborn Screening, Birth Defects and Genetics, Violence and Injury Prevention, Child Development Clinic, Neonatal Follow-up, Community-based Services, and School Age and Specialty Services. Programs that provide direct services include: Hearing, Speech and Vision, Newborn Screening, Neonatal Follow-up, Community-based Services, and School Age and Specialty Services. In addition, some Title V funds are allocated for health promotion efforts, such as obesity prevention in children. With Title V administering other federally funded programs, such as WIC, Immunizations and part C, the staff of these programs are integrated into the "MCH" world to maximize resources and to promote more integration of services. For example, WIC staff are involved in working on the national and state specific performance measures related to healthy weight in women and childhood obesity. The expertise of WIC staff in nutrition and breastfeeding is very helpful for developing strategies that impact the WIC population, but also the general population. We have been able to provide WIC with knowledge and expertise in areas of MCH that they may not be so familiar with, making the relationship mutually beneficial. The same is true for MCH and the other federally funded programs, such as immunizations, etc. We promote collaboration among programs in the agency as well as outside the agency. It provides a more efficient system, a much richer plan for action and also increases skills and knowledge of staff that otherwise would not happen. We are very fortunate to have the state Medicaid agency in the Department of Health and have a productive working relationship with them.

State Population: **2,645,330**  
Live Births: **53,499**

---

## **MCH PARTNERSHIP FUNDS - FY 2007**

Title V Federal-State Block Grant: **\$52,434,471**  
Other MCHB Grant Programs: **\$4,252,443**  
Bioterrorism Grant Program: **\$0**  
Total MCH Partnership Funds: **\$56,686,914**

## CONTACT INFORMATION

### For More Information on Title V:

#### **Title V Program, Contact:**

Nan Streeter  
MCH Director  
PO Box 142001  
Salt Lake City, Utah 84114-2001  
801-538-6869  
801-538-9409  
nanstreeter@utah.gov

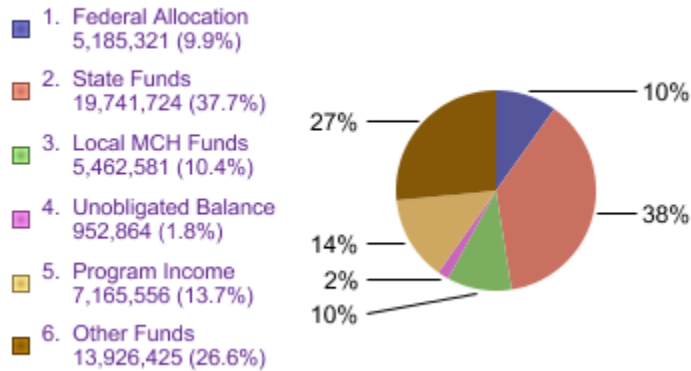
#### **Title V Program's Services for Children with Special Health Care Needs, contact:**

Holly Williams  
CSHCN Director  
PO Box 144610  
Salt Lake City, Utah 84114-4610  
801-584-8202  
801-584-8488  
hollywilliams@utah.gov

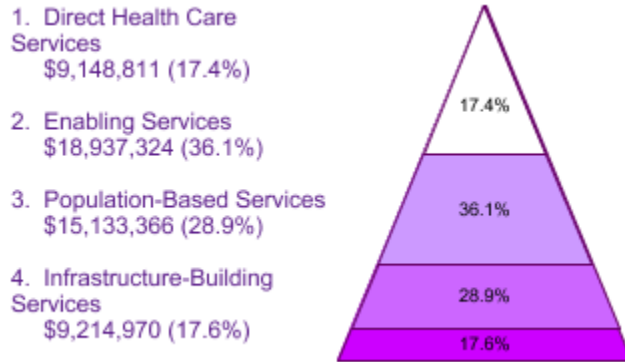
TITLE V FEDERAL - STATE BLOCK GRANT EXPENDITURES

| By Number of Individuals Served and Population Group |                              |                      |             |
|--|------------------------------|----------------------|-------------|
| Populations Served                                   | Number of Individuals Served | Expenditures FY 2007 |             |
| Pregnant Women                                       | 7,442                        | \$6,636,539          | 12.7%       |
| Infants < 1 year old                                 | 54,532                       | \$6,972,260          | 13.3%       |
| Children 1 to 22 years old                           | 49,652                       | \$22,447,411         | 42.8%       |
| Children with Special Healthcare Needs               | 5,079                        | \$12,385,097         | 23.6%       |
| Others   | 3,348                        | \$2,944,772          | 5.6%        |
| Administration                                       |                              | \$1,048,392          | 2%          |
| <b>Totals</b>  | <b>120,053</b>               | <b>\$52,434,471</b>  | <b>100%</b> |

By Source of Funds

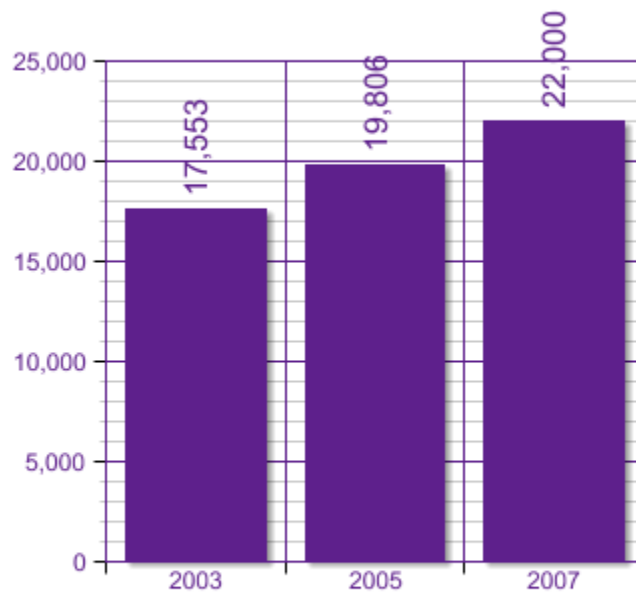


By Category of Services





### HOTLINE CALLS



(800) 826-9662  
en Español: 1-800-504-7081

**FAMILY PARTICIPATION IN CSHCN PROGRAM**

|  |           |
|--|-----------|
| Family members participate on advisory committee or task forces and are offering training, mentoring, and reimbursement, when appropriate.           | 3         |
| Financial support (financial grants, technical assistance, travel, and child care) is offered for parent activities or parent groups.                | 2         |
| Family members are involved in the Children with Special Health Care Needs elements of the MCH Block Grant Application process.                      | 3         |
| Family members are involved in service training of CSHCN staff and providers.  | 3         |
| Family members hired as paid staff or consultants to the State CSHCN program (a family member is hired for his or her expertise as a family member). | 2         |
| Family members of diverse cultures are involved in all of the above activities.  | 2         |
| <b>FY 2007 Total:</b>  | <b>15</b> |
| <b>Total Possible:</b>   | <b>18</b> |

**Scale:**

- 0 = Not Met**
- 1 = Partially Met**
- 2 = Mostly Met**
- 3 = Completely Met**

**MATERNAL & CHILD HEALTH (MCH) MEASURES**

| <b>Title V – MCH National Outcome Measures</b>   | <b>State 2007 Results</b> | <b>State 2012 Goal</b> |
|--|---------------------------|------------------------|
| The infant mortality rate per 1,000 live births.   | 5.0                       | 4.7                    |
| The ratio of the black infant mortality rate to the white infant mortality rate.   | 2.9                       | 3.8                    |
| The neonatal mortality rate per 1,000 live births.   | 3.5                       | 3.2                    |
| The postneonatal mortality rate per 1,000 live births.   | 1.6                       | 1.3                    |
| The perinatal mortality rate per 1,000 live births plus fetal deaths.  | 4.7                       | 3.5                    |
| The child death rate per 100,000 children aged 1 through 14.   | 17.9                      | 17.8                   |
| <b>Title V - MCH State Performance Measures</b>  | <b>State 2007 Results</b> | <b>State 2012 Goal</b> |
| The percent of women of reproductive age (18-44) who are uninsured.  | 16.1%                     | 12%                    |
| The proportion of pregnancies that result in a live birth that are intended.   | 65.8                      | 66.3                   |
| The percent of women who are at a normal weight prior to pregnancy.  | 55.9%                     | 57.2%                  |
| The percent of pregnant women with appropriate weight gain who deliver live born infants.  | 33.0%                     | 35.1%                  |
| The proportion of women who deliver a live born infant reporting postpartum depression who seek help from a doctor, nurse or other health care worker.               | 38.6%                     | 41%                    |
| The percent of children who are at risk of overweight and overweight.  | 22.5%                     | 21%                    |
| The percent of youth during the last 12 months who feel so sad or hopeless almost every day for two weeks or more in a row that they stopped doing usual activities. | 25.9%                     | 27%                    |
| The percent of children six through nine years of age enrolled in Medicaid receiving a dental visit in the past year.  | 51.2%                     | 55%                    |
| The percent of children with special health care needs in the rural areas of the state receiving direct clinical services through the state CSHCN program.           | 11.1                      | 13                     |

| Title V - MCH National Performance Measures   | State 2007 Results | State 2012 Goal |
|---|--------------------|-----------------|
| The percent of screen positive newborns who received timely follow up to definitive diagnosis and clinical management for condition(s) mandated by their State-sponsored newborn screening programs.            | 100.0%             | 100%            |
| The percent of children with special health care needs age 0 to 18 years whose families partner in decision making at all levels and are satisfied with the services they receive. (CSHCN survey)               | 55.1%              | 55%             |
| The percent of children with special health care needs age 0 to 18 who receive coordinated, ongoing, comprehensive care within a medical home. (CSHCN Survey)   | 52.3%              | 51%             |
| The percent of children with special health care needs age 0 to 18 whose families have adequate private and/or public insurance to pay for the services they need. (CSHCN Survey)                               | 59.5%              | 59%             |
| Percent of children with special health care needs age 0 to 18 whose families report the community-based service systems are organized so they can use them easily. (CSHCN Survey)                              | 86.2%              | 84%             |
| The percentage of youth with special health care needs who received the services necessary to make transitions to all aspects of adult life, including adult health care, work, and independence.               | 42.5%              | 40%             |
| Percent of 19 to 35 month olds who have received full schedule of age appropriate immunizations against Measles, Mumps, Rubella, Polio, Diphtheria, Tetanus, Pertussis, Haemophilus Influenza, and Hepatitis B. | 80.4%              | 85%             |
| The rate of birth (per 1,000) for teenagers aged 15 through 17 years.   | 16.6               | 16.2            |
| Percent of third grade children who have received protective sealants on at least one permanent molar tooth.  | 45.1%              | 50%             |
| The rate of deaths to children aged 14 years and younger caused by motor vehicle crashes per 100,000 children.  | 2.9                | 4.1             |
| The percent of mothers who breastfeed their infants at 6 months of age.   | 55.6%              | 58%             |
| Percentage of newborns who have been screened for hearing before hospital discharge.  | 98.0%              | 98%             |
| Percent of children without health insurance.   | 9.1%               | 8.9%            |
| Percentage of children, ages 2 to 5 years, receiving WIC services with a Body Mass Index (BMI) at or above the 85th percentile.   | 21.8%              | 21.5%           |
| Percentage of women who smoke in the last three months of pregnancy.  | 4.3%               | 3.8%            |
| The rate (per 100,000) of suicide deaths among youths aged 15 through 19.   | 11.3               | 13              |
| Percent of very low birth weight infants delivered at facilities for high-risk deliveries and neonates.   | 84.4%              | 86%             |
| Percent of infants born to pregnant women receiving prenatal care beginning in the first trimester.   | 79.0%              | 79.4%           |

**2007 TITLE V AND MCHB DISCRETIONARY GRANTS****Emergency Medical Services for Children (EMSC)**

EMSC Partnership Grants  
Utah State Department of Health  
Salt Lake City, UT  
\$115,000  
(EMSC Partnership Grants)

EMERGENCY MEDICAL SERVICE FOR CHILDREN NETWORK DEVELOPMENT  
UNIVERSITY OF UTAH  
Salt Lake City, UT  
\$1,113,499  
(Emergency Medical Services for Children: Network Development Demonstration Project)

National Emergency Medical Services for Children (EMSC) Data Analysis Resource Center  
Demonstration  
UNIVERSITY OF UTAH  
SALT LAKE CITY, UT  
\$1,200,000  
(National Emergency Medical Services for Children (EMSC) Data Analysis Resource Center  
Demonstration)

**Title V - Community Integrated Service Systems (CISS)**

CISS - SECCS (PLANNING)  
UTAH DEPARTMENT OF HEALTH  
Salt Lake City, UT  
\$140,000  
(Community-Based Integrated Service Systems (Local/State))

**Title V - Special Projects of Regional and National Significance (SPRANS)**

State Agency Partnerships for Promoting Child and Adolescent Mental Health  
Utah Department of Health  
Salt Lake City, UT  
\$85,000  
(State Agency Partnerships for Promoting Child and Adolescent Mental Health)

Healthy Tomorrows Partnership for Children Program  
UNIVERSITY OF UTAH  
Salt Lake City, UT  
\$50,000  
(Healthy Tomorrows Partnership for Children Program)

UTAH STATE SYSTEMS DEVELOPMENT INITIATIVE  
UTAH DEPARTMENT OF HEALTH  
Salt Lake City, UT  
\$94,644  
(State Systems Development Initiative)

Family Professional Partnership/CSHCN  
Utah Parent Center  
Salt Lake City, UT  
\$95,700  
(Family Professional Partnership/CSHCN)

Integrated Community Service Systems /CSHCN  
UTAH STATE UNIVERSITY  
Logan, UT  
\$400,000  
(Integrated Community Service Systems /CSHCN)

### **Traumatic Brain Injury**

Traumatic Brain Injury Implementation  
State of Utah  
Salt Lake City, UT  
\$118,600  
(Traumatic Brain Injury Implementation)

Traumatic Brain Injury Protection and Advocacy  
DISABILITY LAW CENTER  
Salt Lake City, UT  
\$50,000  
(Traumatic Brain Injury Protection and Advocacy)

### **Universal Newborn Hearing Screening**

UNIVERSAL NEWBORN HEARING SCREENING  
UTAH DEPARTMENT OF HEALTH  
Salt Lake City, UT  
\$150,000  
(Universal Newborn Hearing Screening and Intervention)

Universal Newborn Hearing Screening - Cooperative Agreement  
UTAH STATE UNIVERSITY  
Logan, UT  
\$640,000  
(Universal Newborn Hearing Screening - Cooperative Agreement)

The Virginia Department of Health (VDH) is authorized by Section 32.1-77 of the Code of Virginia to administer the Maternal and Child Health Services Block Grant funds. Within the department, the block grant is managed by the Office of Family Health Services. The services provided with this funding include preventive and primary care services for pregnant women and mothers, preventive and primary care services for infants, children and adolescents, and non-pregnant women of childbearing age. Services are also provided for children with special health care needs (CSHCN).

State Population: **7,712,091**  
Live Births: **107,817**

## MCH PARTNERSHIP FUNDS - FY 2007

Title V Federal-State Block Grant: **\$26,025,535**  
Other MCHB Grant Programs: **\$3,353,664**  
Bioterrorism Grant Program: **\$0**  
Total MCH Partnership Funds: **\$29,379,199**

## CONTACT INFORMATION

### For More Information on Title V:

#### Title V Program, Contact:

Janice M. Hicks  
Director, Policy and Assessment  
109 Governor St. 7th Floor  
Richmond, VA, VA 23219  
(804) 864-7662  
(804) 864-7670  
janice.hicks@vdh.virginia.gov  
www.vahealth.org

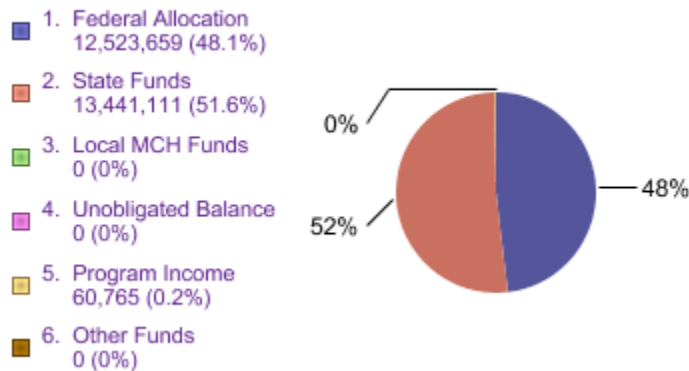
#### Title V Program's Services for Children with Special Health Care Needs, contact:

Nancy Bullock  
Director, CSHCN Program  
109 Governor St. 8th Floor  
Richmond, VA 23219  
(804) 864-7706  
(804) 864-7704  
nancy.bullock@vdh.virginia.gov  
www.vahealth.org

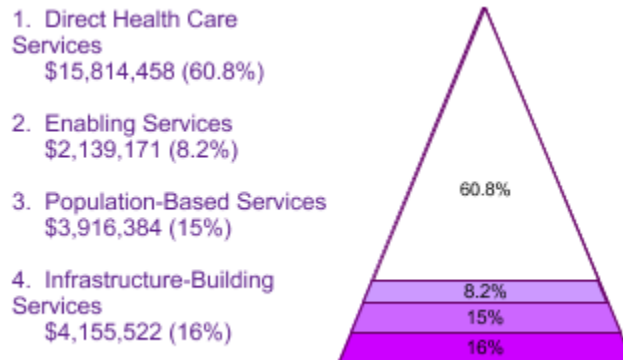
## TITLE V FEDERAL - STATE BLOCK GRANT EXPENDITURES

| By Number of Individuals Served and Population Group |                              |                      |             |
|--|------------------------------|----------------------|-------------|
| Populations Served                                   | Number of Individuals Served | Expenditures FY 2007 |             |
| Pregnant Women                                       | 10,676                       | \$457,493            | 1.8%        |
| Infants < 1 year old                                 | 106,474                      | \$4,562,671          | 17.5%       |
| Children 1 to 22 years old                           | 58,120                       | \$7,641,380          | 29.4%       |
| Children with Special Healthcare Needs               | 9,773                        | \$11,821,174         | 45.4%       |
| Others   | 46,679                       | \$1,542,817          | 5.9%        |
| Administration                                       |                              | \$0                  | 0%          |
| <b>Totals</b>  | <b>231,722</b>               | <b>\$26,025,535</b>  | <b>100%</b> |

### By Source of Funds

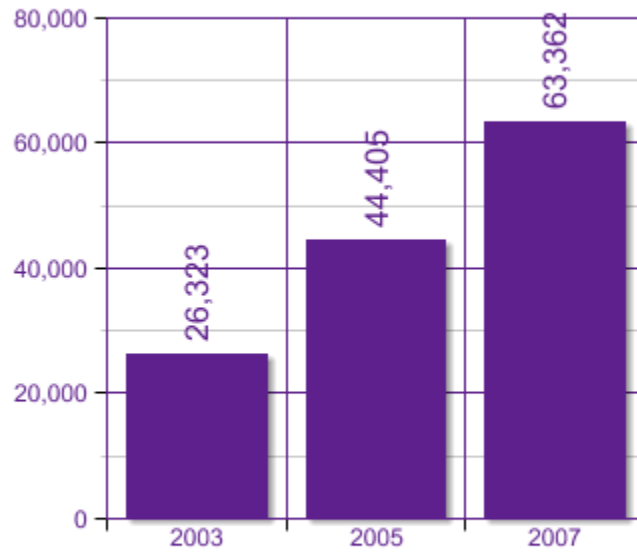


### By Category of Services





## HOTLINE CALLS



(800) 230-6977  
en Espanol: 1-800-504-7081

## FAMILY PARTICIPATION IN CSHCN PROGRAM

|  |           |
|--|-----------|
| Family members participate on advisory committee or task forces and are offering training, mentoring, and reimbursement, when appropriate.           | 3         |
| Financial support (financial grants, technical assistance, travel, and child care) is offered for parent activities or parent groups.                | 3         |
| Family members are involved in the Children with Special Health Care Needs elements of the MCH Block Grant Application process.                      | 2         |
| Family members are involved in service training of CSHCN staff and providers.  | 3         |
| Family members hired as paid staff or consultants to the State CSHCN program (a family member is hired for his or her expertise as a family member). | 3         |
| Family members of diverse cultures are involved in all of the above activities.  | 2         |
| <b>FY 2007 Total:</b>  | <b>16</b> |
| <b>Total Possible:</b>   | <b>18</b> |

**Scale:**

- 0 = Not Met**
- 1 = Partially Met**
- 2 = Mostly Met**
- 3 = Completely Met**

## MATERNAL & CHILD HEALTH (MCH) MEASURES

| <b>Title V – MCH National Outcome Measures</b>  | <b>State 2007 Results</b> | <b>State 2012 Goal</b> |
|---|---------------------------|------------------------|
| The infant mortality rate per 1,000 live births.  | 7.4                       | 6.5                    |
| The ratio of the black infant mortality rate to the white infant mortality rate.  | 2.3                       | 1.6                    |
| The neonatal mortality rate per 1,000 live births.  | 5.1                       | 4.4                    |
| The postneonatal mortality rate per 1,000 live births.  | 2.3                       | 2                      |
| The perinatal mortality rate per 1,000 live births plus fetal deaths.   | 6.5                       | 6.1                    |
| The child death rate per 100,000 children aged 1 through 14.  | 16.9                      | 12.5                   |
| <b>Title V - MCH State Performance Measures</b>   | <b>State 2007 Results</b> | <b>State 2012 Goal</b> |
| The percent of children and adolescents who have a specific source of ongoing primary care for coordination of their preventive and episodic health care. | 85.1%                     | 85%                    |
| The percent of children who are overweight or obese.  | 32.4%                     | 13%                    |
| The percent of newborns who fail the hearing screening and who receive a diagnosis before three months of age.  | 62.8%                     | 95%                    |
| The unintentional injury hospitalization rate for children aged 1-14 per 100,000.   | 120.1                     | 130                    |
| The percent of low income children (ages 0-5) with dental caries.   | 21.3%                     | 11.9%                  |
| The ratio of dentists to population in underserved areas.   | 0.3                       | 0.8                    |
| The proportion of children (0-21 years) who receive genetic testing.  | 34.5%                     | 42%                    |
| The percent of women reporting substance use during pregnancy.  | 6.7                       | 5.2                    |
| The percent of women with an ongoing source of primary care.  | 88.9%                     | 94%                    |

| Title V - MCH National Performance Measures   | State 2007 Results | State 2012 Goal |
|---|--------------------|-----------------|
| The percent of screen positive newborns who received timely follow up to definitive diagnosis and clinical management for condition(s) mandated by their State-sponsored newborn screening programs.            | 100%               | 100%            |
| The percent of children with special health care needs age 0 to 18 years whose families partner in decision making at all levels and are satisfied with the services they receive. (CSHCN survey)               | 59.8%              | 65%             |
| The percent of children with special health care needs age 0 to 18 who receive coordinated, ongoing, comprehensive care within a medical home. (CSHCN Survey)   | 43.9%              | 60%             |
| The percent of children with special health care needs age 0 to 18 whose families have adequate private and/or public insurance to pay for the services they need. (CSHCN Survey)                               | 63.7%              | 75%             |
| Percent of children with special health care needs age 0 to 18 whose families report the community-based service systems are organized so they can use them easily. (CSHCN Survey)                              | 89.6%              | 90%             |
| The percentage of youth with special health care needs who received the services necessary to make transitions to all aspects of adult life, including adult health care, work, and independence.               | 37.8%              | 45%             |
| Percent of 19 to 35 month olds who have received full schedule of age appropriate immunizations against Measles, Mumps, Rubella, Polio, Diphtheria, Tetanus, Pertussis, Haemophilus Influenza, and Hepatitis B. | 86.2%              | 88%             |
| The rate of birth (per 1,000) for teenagers aged 15 through 17 years.   | 16.6               | 15.2            |
| Percent of third grade children who have received protective sealants on at least one permanent molar tooth.  | 29.6%              | 40%             |
| The rate of deaths to children aged 14 years and younger caused by motor vehicle crashes per 100,000 children.  | 2.1                | 1.8             |
| The percent of mothers who breastfeed their infants at 6 months of age.   | 49.8%              | 53%             |
| Percentage of newborns who have been screened for hearing before hospital discharge.  | 96.7%              | 100%            |
| Percent of children without health insurance.   | 7.3%               | 4.8%            |
| Percentage of children, ages 2 to 5 years, receiving WIC services with a Body Mass Index (BMI) at or above the 85th percentile.   | 32.4%              | 28%             |
| Percentage of women who smoke in the last three months of pregnancy.  | 6.3%               | 5.8%            |
| The rate (per 100,000) of suicide deaths among youths aged 15 through 19.   | 5.4                | 5.1             |
| Percent of very low birth weight infants delivered at facilities for high-risk deliveries and neonates.   | 83.7%              | 92.5%           |
| Percent of infants born to pregnant women receiving prenatal care beginning in the first trimester.   | 83.5%              | 92%             |

## 2007 TITLE V AND MCHB DISCRETIONARY GRANTS

### Emergency Medical Services for Children (EMSC)

EMSC Partnership Grants  
VIRGINIA STATE DEPT OF HEALTH  
Richmond, VA  
\$115,000  
(EMSC Partnership Grants)

### Healthy Start

RICHMOND HEALTHY START INITIATIVE  
RICHMOND HEALTHY START INITIATIVE  
RICHMOND, VA  
\$900,000  
(Healthy Start Initiative-Eliminating Racial/Ethnic Disparities)

ELIMINATING DISPARITIES IN PERINATAL HEALTH  
VIRGINIA STATE DEPARTMENT OF HEALTH  
RICHMOND, VA  
\$1,050,000  
(Healthy Start Initiative-Eliminating Racial/Ethnic Disparities)

### Research

MCH Research  
Ambulatory Pediatric Association  
Mc Lean, VA  
\$165,199  
(MCH Research)

### Title V - Community Integrated Service Systems (CISS)

CISS - SECCS (PLANNING)  
VIRGINIA STATE DEPT OF HEALTH  
Richmond, VA  
\$140,000  
(Community-Based Integrated Service Systems (Local/State))

### Title V - Special Projects of Regional and National Significance (SPRANS)

Improving Understanding of Maternal and Child Health and Health Care Issues  
ASSOC OF STATE/TERRITORIAL HEALTH OFFICIALS  
Arlington, VA  
\$200,000  
(Improving Understanding of Maternal and Child Health and Health Care Issues)

STATE SYSTEMS DEVELOPMENT INITIATIVE  
VIRGINIA STATE DEPARTMENT OF HEALTH  
RICHMOND, VA  
\$94,644  
(State Systems Development Initiative)

Children's Oral Healthcare Access Program  
Virginia Department of Health  
Richmond, VA  
\$159,978  
(Childrens Oral Healthcare Access Program)

MCH Knowledge to Practice  
VIRGINIA COMMONWEALTH UNIVERSITY  
RICHMOND, VA  
\$30,000  
(MCH Continuing Education)

Sudden Infant Death Syndrome  
Association of SIDS and Infant Mortality Programs  
McLean, VA  
\$200,000  
(Sudden Infant Death Syndrome)

### **Traumatic Brain Injury**

Traumatic Brain Injury Implementation  
VIRGINIA DEPT OF REHABILITATIVE SERVICES  
Richmond, VA  
\$118,600  
(Traumatic Brain Injury Implementation)

Traumatic Brain Injury Protection and Advocacy  
Virginia Office for Protection & Advocacy  
Richmond, VA  
\$55,243  
(Traumatic Brain Injury Protection and Advocacy)

### **Universal Newborn Hearing Screening**

UNIVERSAL NEWBORN HEARING SCREENING  
VIRGINIA STATE DEPT OF HEALTH  
Richmond, VA  
\$125,000  
(Universal Newborn Hearing Screening and Intervention)

The Department of Health (DOH) functions as both the state regulatory agency and the territorial public health agency for the U.S. Virgin Islands. As set forth by the Virgin Islands Code, Titles 3 and 19, the Department of Health (DOH) has direct responsibility for conducting programs of preventive medicine, including special programs in Maternal and Child Health, Family Planning, Environmental Sanitation, Mental Health, and Drug and Substance Abuse Prevention. The Virgin Island Department of Health is designated as the agency in the Virgin Islands for administering the Maternal and Child Health and Children With Special Health Care Needs Program (MCH & CSHCN) pursuant to Title 19, Chapter 7, Section 151 of the Virgin Islands Code. The MCH & CSHCN Program is a unit within the Department of Health, one of 14 government departments. The Department of Health is headed by the Commissioner of Health. The Title V MCH & CSHCN Program is administered as one integrated program within the Department of Health. The MCH & CSHCN Program is operated as a single organizational unit and serves as both local and state agency.

The MCH & CSHCN Program reports directly to the Deputy Commissioner for Public Health Services. This single State agency is authorized to administer Title V funds and is responsible for both Maternal and Child Health and Special Needs Children Services. The Administrative Unit is composed of the Director of MCH & CSHCN, Program Administrator St. Croix who has responsibility for clinic services management, Territorial Financial Manager St. Thomas who has responsibility for all fiscal, budgetary and financial management and Office Manager, St. Thomas.

State Population: **108,448**  
Live Births: **1,431**

## MCH PARTNERSHIP FUNDS - FY 2007

Title V Federal-State Block Grant: **\$2,882,891**  
Other MCHB Grant Programs: **\$135,000**  
Bioterrorism Grant Program: **\$0**  
Total MCH Partnership Funds: **\$3,017,891**

## CONTACT INFORMATION

### For More Information on Title V:

#### Title V Program, Contact:

Vivian I. Ebbesen-Fludd, RN, BSN, MS  
Commissioner of Health  
9048 Sugar Estate  
St. Thomas, VI 00802  
(340) 774-0117  
(340) 777-4001  
CommissionerFludd@usvi-doh.org

**Title V Program's Services for Children with Special Health Care Needs, contact:**

C. Patricia Penn

Director, MCH & CSHCN Program

#2C Contant, AQ Bldg., 2nd Floor

St. Thomas, VI 00802

(340) 776-3580 ext 2706

(340) 774-8633

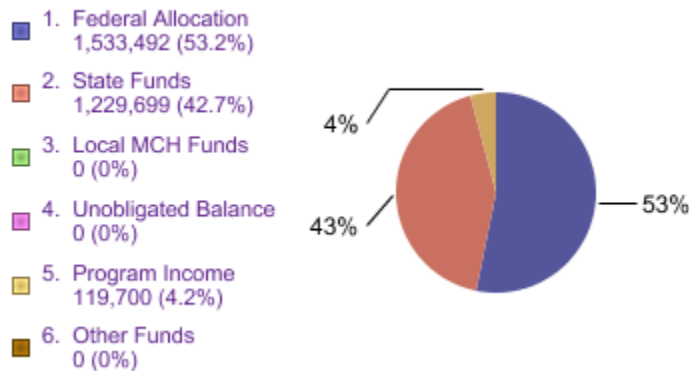
[patricia.penn@usvi-doh.org](mailto:patricia.penn@usvi-doh.org)



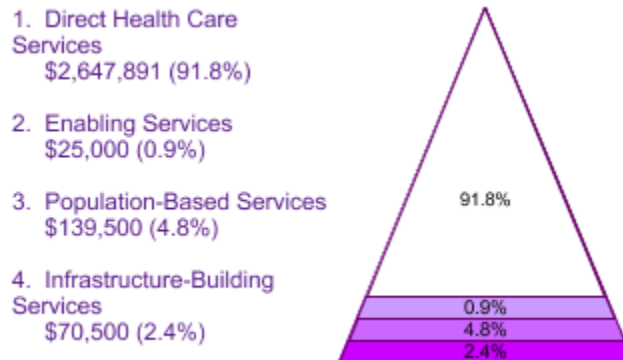
## TITLE V FEDERAL - STATE BLOCK GRANT EXPENDITURES

| By Number of Individuals Served and Population Group |                              |                      |             |
|--|------------------------------|----------------------|-------------|
| Populations Served                                   | Number of Individuals Served | Expenditures FY 2007 |             |
| Pregnant Women                                       | 732                          | \$460,048            | 16%         |
| Infants < 1 year old                                 | 1,772                        | \$460,048            | 16%         |
| Children 1 to 22 years old                           | 3,412                        | \$820,288            | 28.5%       |
| Children with Special Healthcare Needs               | 1,248                        | \$854,218            | 29.6%       |
| Others   | 852                          | \$0                  | 0%          |
| Administration                                       |                              | \$288,289            | 10%         |
| <b>Totals</b>  | <b>8,016</b>                 | <b>\$2,882,891</b>   | <b>100%</b> |

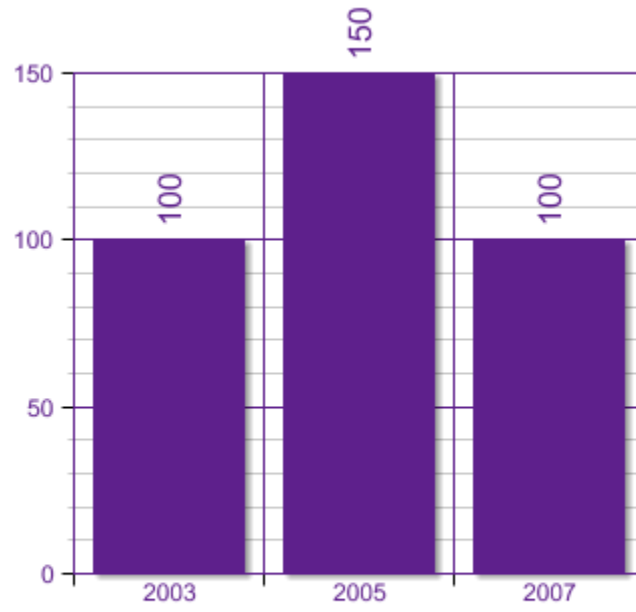
### By Source of Funds



### By Category of Services



**HOTLINE CALLS**



(866) 248-4004  
en Español: 1-800-504-7081

## FAMILY PARTICIPATION IN CSHCN PROGRAM

|  |           |
|--|-----------|
| Family members participate on advisory committee or task forces and are offering training, mentoring, and reimbursement, when appropriate.           | 3         |
| Financial support (financial grants, technical assistance, travel, and child care) is offered for parent activities or parent groups.                | 1         |
| Family members are involved in the Children with Special Health Care Needs elements of the MCH Block Grant Application process.                      | 2         |
| Family members are involved in service training of CSHCN staff and providers.  | 0         |
| Family members hired as paid staff or consultants to the State CSHCN program (a family member is hired for his or her expertise as a family member). | 0         |
| Family members of diverse cultures are involved in all of the above activities.  | 2         |
| <b>FY 2007 Total:</b>  | <b>8</b>  |
| <b>Total Possible:</b>   | <b>18</b> |

**Scale:**

- 0 = Not Met**
- 1 = Partially Met**
- 2 = Mostly Met**
- 3 = Completely Met**

## MATERNAL & CHILD HEALTH (MCH) MEASURES

| <b>Title V – MCH National Outcome Measures</b>   | <b>State 2007 Results</b> | <b>State 2012 Goal</b> |
|--|---------------------------|------------------------|
| The infant mortality rate per 1,000 live births.   | 5.1                       | 5                      |
| The ratio of the black infant mortality rate to the white infant mortality rate.                                     | 9.6                       | *                      |
| The neonatal mortality rate per 1,000 live births.   | 2.8                       | 4                      |
| The postneonatal mortality rate per 1,000 live births.   | 2.3                       | 1                      |
| The perinatal mortality rate per 1,000 live births plus fetal deaths.  | 6.8                       | 7                      |
| The child death rate per 100,000 children aged 1 through 14.   | 15.5                      | 20                     |
| <b>Title V - MCH State Performance Measures</b>  | <b>State 2007 Results</b> | <b>State 2012 Goal</b> |
| The percent of CSHCN clients who access family support services.   | 30.0%                     | 60%                    |
| Increase the percent of CSHCN families' participation in transition planning to at least 50%.                        | 1.2%                      | 50%                    |
| The percent of CSHCN who receive coordinated, comprehensive care in a medical home.                                  | 38.1%                     | 65%                    |
| The percent of teen mothers who received parenting skills training.  | 36.2%                     | 40%                    |
| Percent of infants identified with hearing loss who are receiving appropriate intervention services by age 6 months. | *                         | 95                     |
| Increase the rate of pregnant women who enroll in prenatal care in the first trimester.                              | 415.9                     | 700                    |
| The rate per 10000 of hospitalizations due to asthma in children 0-14.   | 2.0                       | 5                      |

| Title V - MCH National Performance Measures   | State 2007 Results | State 2012 Goal |
|---|--------------------|-----------------|
| The percent of screen positive newborns who received timely follow up to definitive diagnosis and clinical management for condition(s) mandated by their State-sponsored newborn screening programs.            | 86.7%              | 95%             |
| The percent of children with special health care needs age 0 to 18 years whose families partner in decision making at all levels and are satisfied with the services they receive. (CSHCN survey)               | 20.0%              | 40%             |
| The percent of children with special health care needs age 0 to 18 who receive coordinated, ongoing, comprehensive care within a medical home. (CSHCN Survey)   | 38.1%              | 60%             |
| The percent of children with special health care needs age 0 to 18 whose families have adequate private and/or public insurance to pay for the services they need. (CSHCN Survey)                               | 25.0%              | 40%             |
| Percent of children with special health care needs age 0 to 18 whose families report the community-based service systems are organized so they can use them easily. (CSHCN Survey)                              | 14.8%              | 40%             |
| The percentage of youth with special health care needs who received the services necessary to make transitions to all aspects of adult life, including adult health care, work, and independence.               | 1.2%               | 50%             |
| Percent of 19 to 35 month olds who have received full schedule of age appropriate immunizations against Measles, Mumps, Rubella, Polio, Diphtheria, Tetanus, Pertussis, Haemophilus Influenza, and Hepatitis B. | 80.0%              | 75%             |
| The rate of birth (per 1,000) for teenagers aged 15 through 17 years.   | 16.4               | 15              |
| Percent of third grade children who have received protective sealants on at least one permanent molar tooth.  | 1.1%               | 20%             |
| The rate of deaths to children aged 14 years and younger caused by motor vehicle crashes per 100,000 children.  | 11.6               | 1               |
| The percent of mothers who breastfeed their infants at 6 months of age.   | 43.7%              | 50%             |
| Percentage of newborns who have been screened for hearing before hospital discharge.  | 79.3%              | 95%             |
| Percent of children without health insurance.   | 8.8%               | 10%             |
| Percentage of children, ages 2 to 5 years, receiving WIC services with a Body Mass Index (BMI) at or above the 85th percentile.   | 4.4%               | 10%             |
| Percentage of women who smoke in the last three months of pregnancy.  | 0.7%               | 1%              |
| The rate (per 100,000) of suicide deaths among youths aged 15 through 19.   | 0.0                | 1               |
| Percent of very low birth weight infants delivered at facilities for high-risk deliveries and neonates.   | 0.0%               | 0%              |
| Percent of infants born to pregnant women receiving prenatal care beginning in the first trimester.   | 41.6%              | 75%             |

## 2007 TITLE V AND MCHB DISCRETIONARY GRANTS

### **Emergency Medical Services for Children (EMSC)**

EMSC Partnership Grants  
VI DEPARTMENT OF HEALTH  
St. Thomas, VI  
\$115,000  
(EMSC Partnership Grants)

### **Traumatic Brain Injury**

Traumatic Brain Injury Protection and Advocacy  
VI ADVOCACY INCORPORATED  
FREDERIKSTED, VI  
\$20,000  
(Traumatic Brain Injury Protection and Advocacy)

Title V is administered by the Vermont Department of Health, within the Agency of Human Services. Title V related services include: Direct services: multi disciplinary clinic-based services to CSHN of all ages, immunization services for children with marginal access to preventative health care, collaboration with Healthy Babies, Kids, and Families for care coordination and services for pregnant women and young children. Enabling services: outreach, information, and referral and administrative case management for children enrolled in Medicaid, nursing, social work, care coordination, and respite care for CSHN, Medicaid prior authorization of certain medical and dental services (in collaboration with Medicaid and managed care,) primary care medical home support. Population Services: Newborn metabolic and hearing screening, breastfeeding support programs, lead screening. Infrastructure: Statewide interagency and community based health care system and public health planning for the MCH population, including CSHCN.

State Population: **621,254**  
Live Births: **6,509**

## MCH PARTNERSHIP FUNDS - FY 2007

Title V Federal-State Block Grant: **\$3,913,448**  
Other MCHB Grant Programs: **\$613,519**  
Bioterrorism Grant Program: **\$0**  
Total MCH Partnership Funds: **\$4,526,967**

## CONTACT INFORMATION

### For More Information on Title V:

#### Title V Program, Contact:

Dr Wendy Davis  
Director, Division of MCH  
VDH, 108 Cherry St  
Burlington, VT 05401  
802-863-7270  
802-863-7229  
wdavis@vdh.state.vt.us  
healthvermont.gov

**Title V Program's Services for Children with Special Health Care Needs, contact:**

Dr. Carol Hassler

Medical Director, CSHN

VDH, 108 Cherry St

Burlington, VT 05401

802-863-7338

802-863-7635

[chassle@vdh.state.vt.us](mailto:chassle@vdh.state.vt.us)

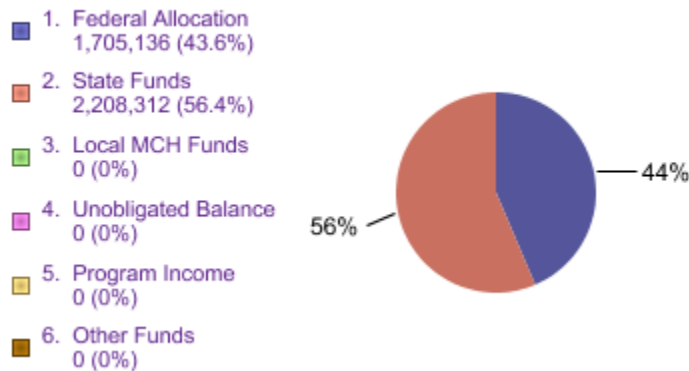
[healthvermont.gov](http://healthvermont.gov)



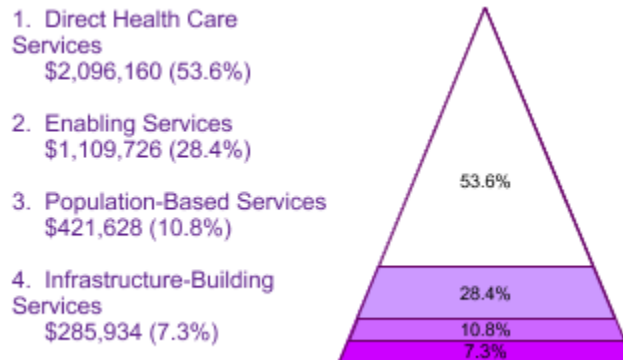
## TITLE V FEDERAL - STATE BLOCK GRANT EXPENDITURES

| By Number of Individuals Served and Population Group |                              |                      |             |
|--|------------------------------|----------------------|-------------|
| Populations Served                                   | Number of Individuals Served | Expenditures FY 2007 |             |
| Pregnant Women                                       | 7,898                        | \$42,443             | 1.1%        |
| Infants < 1 year old                                 | 6,339                        | \$68,518             | 1.8%        |
| Children 1 to 22 years old                           | 173,599                      | \$1,658,156          | 42.4%       |
| Children with Special Healthcare Needs               | 4,825                        | \$1,999,576          | 51.1%       |
| Others   | 1                            | \$0                  | 0%          |
| Administration                                       |                              | \$144,755            | 3.7%        |
| <b>Totals</b>  | <b>192,662</b>               | <b>\$3,913,448</b>   | <b>100%</b> |

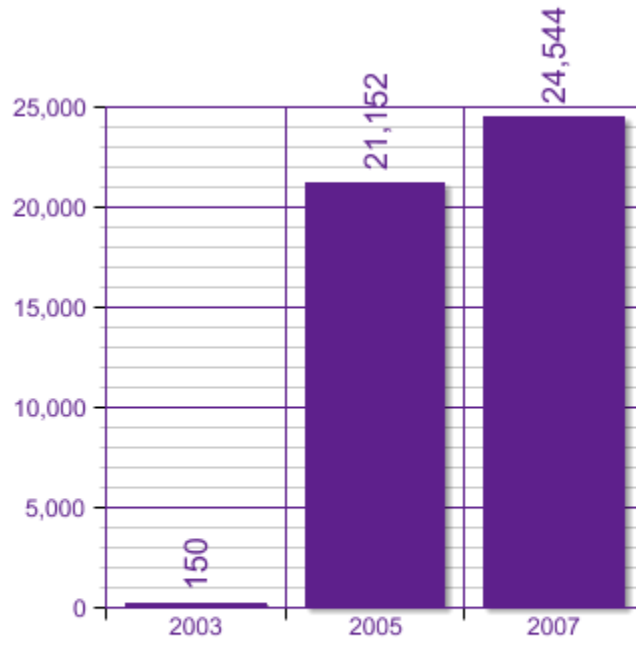
### By Source of Funds



### By Category of Services



**HOTLINE CALLS**



(800) 649-HELP  
en Espanol: 1-800-504-7081

## FAMILY PARTICIPATION IN CSHCN PROGRAM

|  |           |
|--|-----------|
| Family members participate on advisory committee or task forces and are offering training, mentoring, and reimbursement, when appropriate.           | 3         |
| Financial support (financial grants, technical assistance, travel, and child care) is offered for parent activities or parent groups.                | 3         |
| Family members are involved in the Children with Special Health Care Needs elements of the MCH Block Grant Application process.                      | 2         |
| Family members are involved in service training of CSHCN staff and providers.  | 3         |
| Family members hired as paid staff or consultants to the State CSHCN program (a family member is hired for his or her expertise as a family member). | 3         |
| Family members of diverse cultures are involved in all of the above activities.  | 2         |
| <b>FY 2007 Total:</b>  | <b>16</b> |
| <b>Total Possible:</b>   | <b>18</b> |

**Scale:**

- 0 = Not Met**
- 1 = Partially Met**
- 2 = Mostly Met**
- 3 = Completely Met**

## MATERNAL & CHILD HEALTH (MCH) MEASURES

| <b>Title V – MCH National Outcome Measures</b>  | <b>State 2007 Results</b> | <b>State 2012 Goal</b> |
|---|---------------------------|------------------------|
| The infant mortality rate per 1,000 live births.  | *                         | 5                      |
| The ratio of the black infant mortality rate to the white infant mortality rate.  | *                         | *                      |
| The neonatal mortality rate per 1,000 live births.  | *                         | 3.2                    |
| The postneonatal mortality rate per 1,000 live births.  | *                         | 1                      |
| The perinatal mortality rate per 1,000 live births plus fetal deaths.   | *                         | 5.5                    |
| The child death rate per 100,000 children aged 1 through 14.  | *                         | 14                     |
| <b>Title V - MCH State Performance Measures</b>   | <b>State 2007 Results</b> | <b>State 2012 Goal</b> |
| The percent of Vermont women who indicate that their pregnancies are intended.  | 67.6%                     | 75%                    |
| The percent of licensed child care centers serving children age birth to five who have on-site consultation.  | 16.2%                     | 65%                    |
| The percent of youth who do not binge drink on alcoholic beverages.   | 77.0%                     | 85%                    |
| The percent of women of childbearing age who consume at least two servings of fruit and three servings of vegetables daily.   | 35.0%                     | 38%                    |
| The percent of youth who feel like they matter to people.   | 47.4%                     | 50%                    |
| The percent of Vermont towns (population of 2,000 or more) who have at least one organized physical activity program in place that is open to all and promoted as a family activity | 40.7%                     | 50%                    |
| The percent of children with SSI who receive an annual care plan.   | 11.2%                     | 15%                    |
| The percent of low income children (with Medicaid) who utilize dental services in a year.   | 50.2%                     | 55%                    |
| The percent of children with emotional, developmental, or behavioral problems that require treatment or counseling who received needed mental health services in the past year.     | 70.0%                     | 75%                    |
| The percent of one year old children who are screened for blood lead poisoning.   | 80.0%                     | 90%                    |

| Title V - MCH National Performance Measures   | State 2007 Results | State 2012 Goal |
|---|--------------------|-----------------|
| The percent of screen positive newborns who received timely follow up to definitive diagnosis and clinical management for condition(s) mandated by their State-sponsored newborn screening programs.            | 100.0%             | 100%            |
| The percent of children with special health care needs age 0 to 18 years whose families partner in decision making at all levels and are satisfied with the services they receive. (CSHCN survey)               | 59.8%              | 70%             |
| The percent of children with special health care needs age 0 to 18 who receive coordinated, ongoing, comprehensive care within a medical home. (CSHCN Survey)   | 51.6%              | 65%             |
| The percent of children with special health care needs age 0 to 18 whose families have adequate private and/or public insurance to pay for the services they need. (CSHCN Survey)                               | 69.4%              | 75%             |
| Percent of children with special health care needs age 0 to 18 whose families report the community-based service systems are organized so they can use them easily. (CSHCN Survey)                              | 89.3%              | 95%             |
| The percentage of youth with special health care needs who received the services necessary to make transitions to all aspects of adult life, including adult health care, work, and independence.               | 52%                | 60%             |
| Percent of 19 to 35 month olds who have received full schedule of age appropriate immunizations against Measles, Mumps, Rubella, Polio, Diphtheria, Tetanus, Pertussis, Haemophilus Influenza, and Hepatitis B. | *                  | *               |
| The rate of birth (per 1,000) for teenagers aged 15 through 17 years.   | *                  | 5               |
| Percent of third grade children who have received protective sealants on at least one permanent molar tooth.  | 66.3%              | 75%             |
| The rate of deaths to children aged 14 years and younger caused by motor vehicle crashes per 100,000 children.  | *                  | 2               |
| The percent of mothers who breastfeed their infants at 6 months of age.   | 55.3%              | 65%             |
| Percentage of newborns who have been screened for hearing before hospital discharge.  | *                  | 98%             |
| Percent of children without health insurance.   | *                  | 2%              |
| Percentage of children, ages 2 to 5 years, receiving WIC services with a Body Mass Index (BMI) at or above the 85th percentile.   | 28.7%              | 22%             |
| Percentage of women who smoke in the last three months of pregnancy.  | *                  | 10%             |
| The rate (per 100,000) of suicide deaths among youths aged 15 through 19.   | *                  | 3               |
| Percent of very low birth weight infants delivered at facilities for high-risk deliveries and neonates.   | *                  | 95%             |
| Percent of infants born to pregnant women receiving prenatal care beginning in the first trimester.   | *                  | 95%             |

## 2007 TITLE V AND MCHB DISCRETIONARY GRANTS

### Emergency Medical Services for Children (EMSC)

EMSC Partnership Grants  
STATE OF VERMONT  
Burlington, VT  
\$114,575  
(EMSC Partnership Grants)

### Title V - Community Integrated Service Systems (CISS)

CISS - SECCS (PLANNING)  
VERMONT STATE DEPARTMENT OF HEALTH  
Waterbury, VT  
\$140,000  
(Community-Based Integrated Service Systems (Local/State))

### Title V - Special Projects of Regional and National Significance (SPRANS)

VERMONT STATE SYSTEMS DEVELOPMENT INITIATIVE  
VERMONT STATE AGENCY FOR HUMAN SERVICES  
Burlington, VT  
\$94,644  
(State Systems Development Initiative)

HEALTH CARE INFO & EDUCATION FOR FAMILIES OF CHILDREN WITH SPECIAL HEALTH  
CARE N  
PARENT TO PARENT OF VERMONT  
Williston, VT  
\$95,700  
(Family Professional Partnership/CSHCN)

### Traumatic Brain Injury

Traumatic Brain Injury Implementation  
VERMONT AGENCY OF HUMAN SERVICES  
WATERBURY, VT  
\$118,600  
(Traumatic Brain Injury Implementation)

Traumatic Brain Injury Protection and Advocacy  
VERMONT PROTECTION & ADVOCACY INC  
MONTPELIER, VT  
\$50,000  
(Traumatic Brain Injury Protection and Advocacy)

The Department of Health (DOH) administers the MCH Block Grant in the state of Washington. The Office of Maternal and Child Health (OMCH) is located in the Division of Community and Family Health, one of four divisions in DOH. There are seven sections in OMCH: Administration, Assessment, Child and Adolescent Health, Children with Special Health Care Needs, Genetic Services, Immunization Program CHILD Profile, and Maternal and Infant Health. These sections mainly focus on infrastructure building. Direct health care services, enabling services, and population-based services are provided by 35 local health jurisdictions and other agencies in Washington who receive block grant funds to support this work.

State Population: **6,468,424**  
Live Births: **86,848**

## MCH PARTNERSHIP FUNDS - FY 2007

Title V Federal-State Block Grant: **\$29,145,614**  
Other MCHB Grant Programs: **\$2,166,337**  
Bioterrorism Grant Program: **\$0**  
Total MCH Partnership Funds: **\$31,311,951**

## CONTACT INFORMATION

### For More Information on Title V:

#### Title V Program, Contact:

Riley Peters, PhD  
Office Director  
PO Box 47835  
Olympia, WA 98504-7835  
360-236-3581  
360-236-2323  
riley.peters@doh.wa.gov  
<http://www.doh.wa.gov/cfh/mch/default.htm>

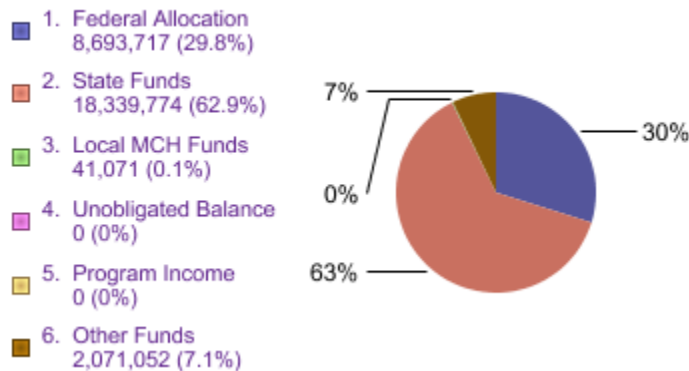
#### Title V Program's Services for Children with Special Health Care Needs, contact:

Maria Nardella  
CSHCN Section Manager  
PO Box 47880  
Olympia, WA 98504-7880  
360-236-3573  
360-586-7868  
maria.nardella@doh.wa.gov  
<http://www.doh.wa.gov/cfh/mch/default.htm>

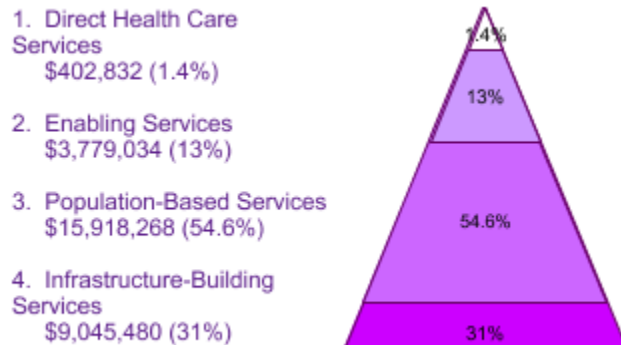
## TITLE V FEDERAL - STATE BLOCK GRANT EXPENDITURES

| By Number of Individuals Served and Population Group |                              |                      |             |
|--|------------------------------|----------------------|-------------|
| Populations Served                                   | Number of Individuals Served | Expenditures FY 2007 |             |
| Pregnant Women                                       | 21,604                       | \$1,654,486          | 5.7%        |
| Infants < 1 year old                                 | 86,845                       | \$7,777,543          | 26.7%       |
| Children 1 to 22 years old                           | 352,519                      | \$10,543,388         | 36.2%       |
| Children with Special Healthcare Needs               | 11,775                       | \$6,999,920          | 24%         |
| Others   | 8,306                        | \$745,742            | 2.6%        |
| Administration                                       |                              | \$1,424,535          | 4.9%        |
| <b>Totals</b>  | <b>481,049</b>               | <b>\$29,145,614</b>  | <b>100%</b> |

### By Source of Funds

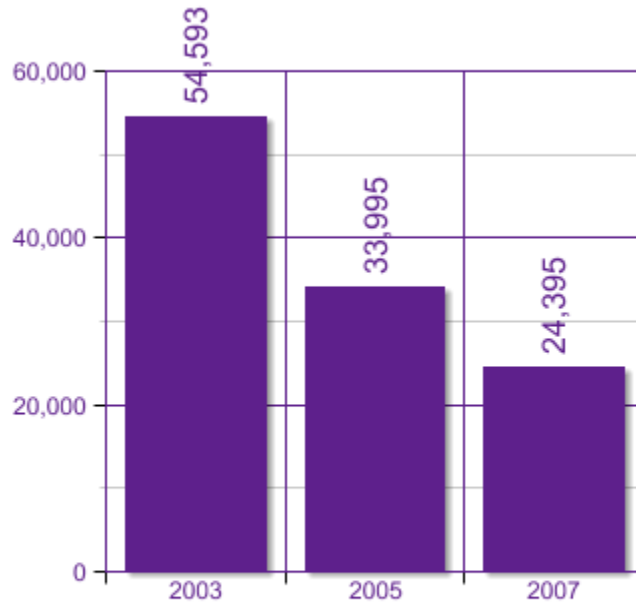


### By Category of Services





**HOTLINE CALLS**



800-322-2588  
en Español: 1-800-504-7081

## FAMILY PARTICIPATION IN CSHCN PROGRAM

|  |           |
|--|-----------|
| Family members participate on advisory committee or task forces and are offering training, mentoring, and reimbursement, when appropriate.           | 3         |
| Financial support (financial grants, technical assistance, travel, and child care) is offered for parent activities or parent groups.                | 3         |
| Family members are involved in the Children with Special Health Care Needs elements of the MCH Block Grant Application process.                      | 3         |
| Family members are involved in service training of CSHCN staff and providers.  | 3         |
| Family members hired as paid staff or consultants to the State CSHCN program (a family member is hired for his or her expertise as a family member). | 3         |
| Family members of diverse cultures are involved in all of the above activities.  | 3         |
| <b>FY 2007 Total:</b>  | <b>18</b> |
| <b>Total Possible:</b>   | <b>18</b> |

**Scale:**

- 0 = Not Met**
- 1 = Partially Met**
- 2 = Mostly Met**
- 3 = Completely Met**

## MATERNAL & CHILD HEALTH (MCH) MEASURES

| <b>Title V – MCH National Outcome Measures</b>  | <b>State 2007 Results</b> | <b>State 2012 Goal</b> |
|---|---------------------------|------------------------|
| The infant mortality rate per 1,000 live births.  | 4.7                       | 4.8                    |
| The ratio of the black infant mortality rate to the white infant mortality rate.  | 1.6                       | 1.5                    |
| The neonatal mortality rate per 1,000 live births.  | 3                         | 3.3                    |
| The postneonatal mortality rate per 1,000 live births.  | 1.9                       | 1.8                    |
| The perinatal mortality rate per 1,000 live births plus fetal deaths.   | 8.1                       | 8.2                    |
| The child death rate per 100,000 children aged 1 through 14.  | 13.8                      | 14.1                   |
| <b>Title V - MCH State Performance Measures</b>   | <b>State 2007 Results</b> | <b>State 2012 Goal</b> |
| The percent of pregnancies (live births, fetal deaths, abortions) that are unintended.  | *                         | 52%                    |
| Promote the use of Bright Futures materials and principles by health, social service, and education providers in Washington State.  | 80%                       | 100%                   |
| Percent of children 6-8 years old with dental caries experience in primary and permanent teeth.   | 59.0%                     | 53%                    |
| Strengthen statewide system capacity to promote health, safety, and school readiness of children birth to kindergarten entry.   | 86.4%                     | 100%                   |
| Use an established framework for ensuring quality screening, identification, intervention, and care coordination for women, infants, children, adolescents, and their families. | *                         | *                      |
| Develop an outcome measure for the Washington State maternal and child health priority of Optimal Mental Health and Healthy Relationships.                                      | *                         | *                      |
| Identify health disparities, develop and implement interventions to address disparities, and evaluate the effectiveness of interventions in achieving health equity.            | *                         | *                      |

| Title V - MCH National Performance Measures   | State 2007 Results | State 2012 Goal |
|---|--------------------|-----------------|
| The percent of screen positive newborns who received timely follow up to definitive diagnosis and clinical management for condition(s) mandated by their State-sponsored newborn screening programs.            | 100.0%             | 100%            |
| The percent of children with special health care needs age 0 to 18 years whose families partner in decision making at all levels and are satisfied with the services they receive. (CSHCN survey)               | 55.7%              | 55.7%           |
| The percent of children with special health care needs age 0 to 18 who receive coordinated, ongoing, comprehensive care within a medical home. (CSHCN Survey)   | 48.3%              | 49%             |
| The percent of children with special health care needs age 0 to 18 whose families have adequate private and/or public insurance to pay for the services they need. (CSHCN Survey)                               | 65.3%              | 73.5%           |
| Percent of children with special health care needs age 0 to 18 whose families report the community-based service systems are organized so they can use them easily. (CSHCN Survey)                              | 85.4%              | 85.9%           |
| The percentage of youth with special health care needs who received the services necessary to make transitions to all aspects of adult life, including adult health care, work, and independence.               | 47.3%              | 47.8%           |
| Percent of 19 to 35 month olds who have received full schedule of age appropriate immunizations against Measles, Mumps, Rubella, Polio, Diphtheria, Tetanus, Pertussis, Haemophilus Influenza, and Hepatitis B. | 77.6%              | 81%             |
| The rate of birth (per 1,000) for teenagers aged 15 through 17 years.   | 15.2               | 14.9            |
| Percent of third grade children who have received protective sealants on at least one permanent molar tooth.  | 50.4%              | 50%             |
| The rate of deaths to children aged 14 years and younger caused by motor vehicle crashes per 100,000 children.  | 1.7                | 2.3             |
| The percent of mothers who breastfeed their infants at 6 months of age.   | 58.8%              | 54%             |
| Percentage of newborns who have been screened for hearing before hospital discharge.  | 95.3%              | 99%             |
| Percent of children without health insurance.   | 4.4%               | 3%              |
| Percentage of children, ages 2 to 5 years, receiving WIC services with a Body Mass Index (BMI) at or above the 85th percentile.   | 29.4%              | 29%             |
| Percentage of women who smoke in the last three months of pregnancy.  | 9.2%               | 8.9%            |
| The rate (per 100,000) of suicide deaths among youths aged 15 through 19.   | 8.5                | 8.3             |
| Percent of very low birth weight infants delivered at facilities for high-risk deliveries and neonates.   | *                  | 86.3%           |
| Percent of infants born to pregnant women receiving prenatal care beginning in the first trimester.   | 78.5%              | 83%             |

## 2007 TITLE V AND MCHB DISCRETIONARY GRANTS

### Emergency Medical Services for Children (EMSC)

EMSC Partnership Grants  
State of Washington Department of Health  
Kent, WA  
\$115,000  
(EMSC Partnership Grants)

EMSC Targeted Issue Grants  
University of Washington  
Seattle, WA  
\$198,677  
(EMSC Targeted Issue Grants)

### Research

MCH Research  
UNIVERSITY OF WASHINGTON  
Seattle, WA  
\$238,089  
(MCH Research)

MCH Research  
University of Washington  
Seattle, WA  
\$271,026  
(MCH Research)

### Title V - Community Integrated Service Systems (CISS)

CISS - SECCS (PLANNING)  
WASHINGTON STATE DEPARTMENT OF HEALTH  
Olympia, WA  
\$140,000  
(Community-Based Integrated Service Systems (Local/State))

### Title V - Special Projects of Regional and National Significance (SPRANS)

STATE SYSTEMS DEVELOPMENT INITIATIVE (SSDI) PROJECT  
WASHINGTON STATE DEPARTMENT OF HEALTH  
Olympia, WA  
\$94,644  
(State Systems Development Initiative)

Genetic Services Project  
CHILDREN'S HOSPITAL & REGIONAL MED CTR  
Seattle, WA  
\$183,000  
(Genetic Services Project)

Children's Oral Healthcare Access Program  
Washington State Department of Health  
Olympia, WA  
\$160,000  
(Children's Oral Healthcare Access Program)

Awareness and Access to Care for Children and Youths with Epilepsy  
WASHINGTON STATE DEPARTMENT OF HEALTH  
Olympia, WA  
\$235,000  
(Awareness and Access to Care for Children and Youths with Epilepsy)

TRAINING LONG TERM - PEDIATRIC DENTISTRY  
UNIVERSITY OF WASHINGTON  
SEATTLE, WA  
\$200,000  
(Leadership Training in Pediatric Dentistry)

Training CED/COR Pediatric and Child Psychiatry  
CHILDREN'S HOSPITAL & REGIONAL MED CTR  
Seattle, WA  
\$15,000  
(Training CED/COR Pediatric and Child Psychiatry)

### **Traumatic Brain Injury**

Traumatic Brain Injury Implementation  
WA ST DEPARTMENT OF SOCIAL & HEALTH SERVICES  
OLYMPIA, WA  
\$113,400  
(Traumatic Brain Injury Implementation)

Traumatic Brain Injury Protection and Advocacy  
WASHINGTON PROTECTION & ADVOCACY SYSTEM  
Seattle, WA  
\$52,501  
(Traumatic Brain Injury Protection and Advocacy)

### **Universal Newborn Hearing Screening**

UNIVERSAL NEWBORN HEARING SCREENING  
WASHINGTON STATE DEPARTMENT OF HEALTH  
Olympia, WA  
\$150,000  
(Universal Newborn Hearing Screening and Intervention)

The Title V MCH/CSHCN Block Grants funds are administered by the Wisconsin Division of Public Health, Bureau of Community Health Promotion, Family Health Section. The FHS is clearly demarcated within the Division as the designee for administration of the Title V activities. This clear demarcation serves as a critical component to ensure comprehensive program activity and a single point of accountability for the state. The Family Health Section contains the MCH Unit which includes the MCH Program and the CSHCN Program.

State Population: **5,601,640**  
Live Births: **72,335**

## MCH PARTNERSHIP FUNDS - FY 2007

Title V Federal-State Block Grant: **\$25,810,019**  
Other MCHB Grant Programs: **\$4,185,223**  
Bioterrorism Grant Program: **\$0**  
Total MCH Partnership Funds: **\$29,995,242**

## CONTACT INFORMATION

### For More Information on Title V:

#### Title V Program, Contact:

Linda Hale, BSN, RN  
Section Chief

1 West Wilson Street  
Madison, WI 53703

608-267-7174

608-267-3824

Linda.Hale@dhfs.wisconsin.gov

#### Title V Program's Services for Children with Special Health Care Needs, contact:

Sharon Fleischfresser, M.D., M.P.H  
CYSHCN Medical Director

1 West Wilson Street  
Madison, WI 53703

608-266-3674

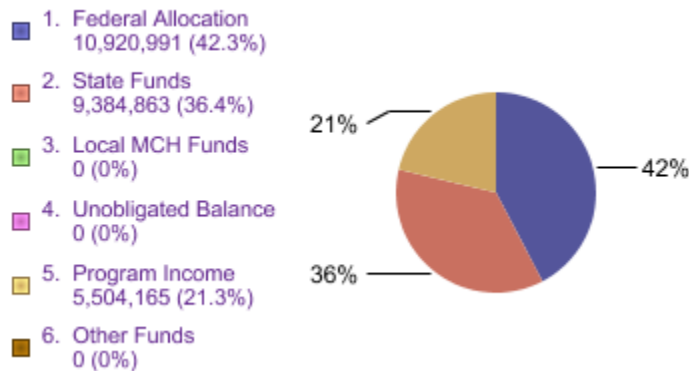
608-267-3824

Sharon.Fleischfresser@dhfs.wisconsin.gov

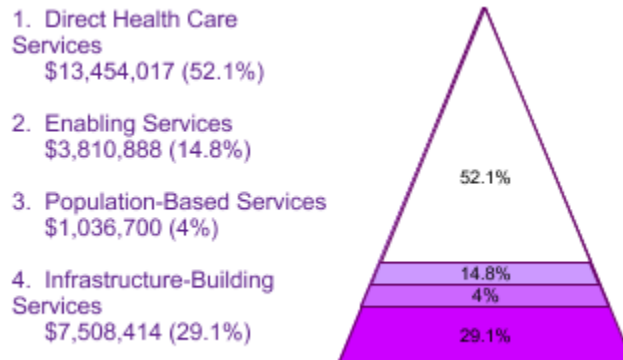
## TITLE V FEDERAL - STATE BLOCK GRANT EXPENDITURES

| By Number of Individuals Served and Population Group |                              |                      |             |
|--|------------------------------|----------------------|-------------|
| Populations Served                                   | Number of Individuals Served | Expenditures FY 2007 |             |
| Pregnant Women                                       | 6,032                        | \$1,738,188          | 6.7%        |
| Infants < 1 year old                                 | 71,720                       | \$2,269,531          | 8.8%        |
| Children 1 to 22 years old                           | 38,872                       | \$8,823,384          | 34.2%       |
| Children with Special Healthcare Needs               | 2,465                        | \$6,898,617          | 26.7%       |
| Others   | 29,801                       | \$5,453,482          | 21.1%       |
| Administration                                       |                              | \$626,817            | 2.4%        |
| <b>Totals</b>  | <b>148,890</b>               | <b>\$25,810,019</b>  | <b>100%</b> |

### By Source of Funds

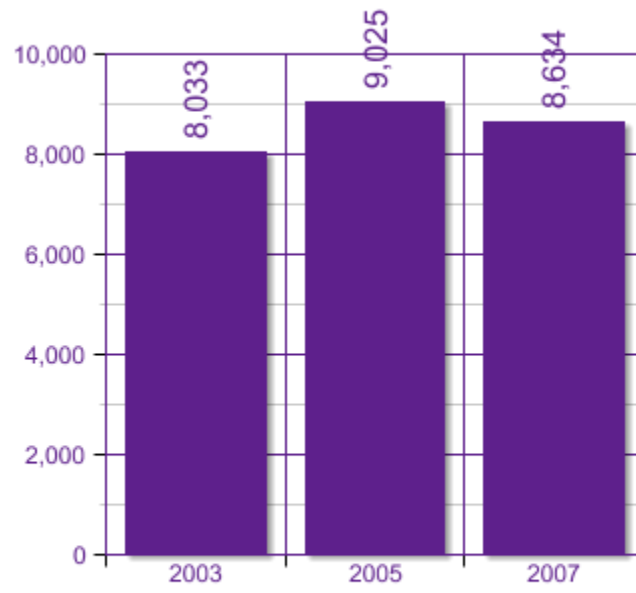


### By Category of Services





### HOTLINE CALLS



(800)722-2295  
en Español: 1-800-504-7081

## FAMILY PARTICIPATION IN CSHCN PROGRAM

|  |           |
|--|-----------|
| Family members participate on advisory committee or task forces and are offering training, mentoring, and reimbursement, when appropriate.           | 3         |
| Financial support (financial grants, technical assistance, travel, and child care) is offered for parent activities or parent groups.                | 3         |
| Family members are involved in the Children with Special Health Care Needs elements of the MCH Block Grant Application process.                      | 3         |
| Family members are involved in service training of CSHCN staff and providers.  | 3         |
| Family members hired as paid staff or consultants to the State CSHCN program (a family member is hired for his or her expertise as a family member). | 3         |
| Family members of diverse cultures are involved in all of the above activities.  | 2         |
| <b>FY 2007 Total:</b>  | <b>17</b> |
| <b>Total Possible:</b>   | <b>18</b> |

**Scale:**

- 0 = Not Met**
- 1 = Partially Met**
- 2 = Mostly Met**
- 3 = Completely Met**

## MATERNAL & CHILD HEALTH (MCH) MEASURES

| <b>Title V – MCH National Outcome Measures</b>   | <b>State 2007 Results</b> | <b>State 2012 Goal</b> |
|--|---------------------------|------------------------|
| The infant mortality rate per 1,000 live births.   | 6.4                       | 6                      |
| The ratio of the black infant mortality rate to the white infant mortality rate.                                     | 3.5                       | 2.7                    |
| The neonatal mortality rate per 1,000 live births.   | 4.3                       | 4                      |
| The postneonatal mortality rate per 1,000 live births.   | 2.1                       | 2.2                    |
| The perinatal mortality rate per 1,000 live births plus fetal deaths.  | 7.1                       | 6.4                    |
| The child death rate per 100,000 children aged 1 through 14.   | 15.3                      | 20                     |
| <b>Title V - MCH State Performance Measures</b>  | <b>State 2007 Results</b> | <b>State 2012 Goal</b> |
| Percent of eligible women enrolled in the Wisconsin Medicaid Family Planning Waiver during the year.                 | 21.1%                     | 31%                    |
| Percent of Medicaid and BadgerCare recipients, ages 3-20, who received any dental service during the reporting year. | 22.4%                     | 30%                    |
| Percent of children, ages 6 months-5 years, who have age-appropriate social and emotional developmental levels.      | 94.3%                     | 94.4%                  |
| Rate per 1,000 of substantiated reports of child maltreatment to Wisconsin children, ages 0 - 17, during the year.   | 5.5                       | 6                      |
| Percent of children who receive coordinated, ongoing comprehensive care within a medical home.                       | 52.5%                     | 58%                    |
| Percent of children less than 12 years of age who receive one physical exam a year.                                  | 77.1%                     | 81.5%                  |
| Percent of women who use tobacco during pregnancy.   | 14.9%                     | 12%                    |
| Percent of children, ages 2-4, who are obese or overweight at or above the 95th percentile.                          | 13.1%                     | 11.4%                  |
| Ratio of the black infant mortality rate to the white infant mortality rate.   | 3.5                       | 2.7                    |
| Death rate per 100,000 among youth, ages 15-19, due to motor vehicle crashes.  | 24.5                      | 19                     |

| Title V - MCH National Performance Measures   | State 2007 Results | State 2012 Goal |
|---|--------------------|-----------------|
| The percent of screen positive newborns who received timely follow up to definitive diagnosis and clinical management for condition(s) mandated by their State-sponsored newborn screening programs.            | 100.0%             | 100%            |
| The percent of children with special health care needs age 0 to 18 years whose families partner in decision making at all levels and are satisfied with the services they receive. (CSHCN survey)               | 65.3%              | 71%             |
| The percent of children with special health care needs age 0 to 18 who receive coordinated, ongoing, comprehensive care within a medical home. (CSHCN Survey)   | 54.6%              | 60%             |
| The percent of children with special health care needs age 0 to 18 whose families have adequate private and/or public insurance to pay for the services they need. (CSHCN Survey)                               | 63.0%              | 68%             |
| Percent of children with special health care needs age 0 to 18 whose families report the community-based service systems are organized so they can use them easily. (CSHCN Survey)                              | 90.0%              | 93%             |
| The percentage of youth with special health care needs who received the services necessary to make transitions to all aspects of adult life, including adult health care, work, and independence.               | 44.5%              | 56%             |
| Percent of 19 to 35 month olds who have received full schedule of age appropriate immunizations against Measles, Mumps, Rubella, Polio, Diphtheria, Tetanus, Pertussis, Haemophilus Influenza, and Hepatitis B. | 86.8%              | 83.7%           |
| The rate of birth (per 1,000) for teenagers aged 15 through 17 years.   | 15.6               | 14.5            |
| Percent of third grade children who have received protective sealants on at least one permanent molar tooth.  | 47.0%              | 50%             |
| The rate of deaths to children aged 14 years and younger caused by motor vehicle crashes per 100,000 children.  | 1.8                | 2.5             |
| The percent of mothers who breastfeed their infants at 6 months of age.   | 26.6%              | 32%             |
| Percentage of newborns who have been screened for hearing before hospital discharge.  | 97.2%              | 98%             |
| Percent of children without health insurance.   | 3.8%               | 2.5%            |
| Percentage of children, ages 2 to 5 years, receiving WIC services with a Body Mass Index (BMI) at or above the 85th percentile.   | 29.2%              | 24%             |
| Percentage of women who smoke in the last three months of pregnancy.  | 14.9%              | 12%             |
| The rate (per 100,000) of suicide deaths among youths aged 15 through 19.   | 8.4                | 8.5             |
| Percent of very low birth weight infants delivered at facilities for high-risk deliveries and neonates.   | 74.8%              | 83%             |
| Percent of infants born to pregnant women receiving prenatal care beginning in the first trimester.   | 83.8%              | 88%             |

**2007 TITLE V AND MCHB DISCRETIONARY GRANTS****Emergency Medical Services for Children (EMSC)**

EMSC Partnership Grants  
Wisconsin Department of Health & Family Services  
Madison, WI  
\$115,000  
(EMSC Partnership Grants)

**Healthy Start**

ELIMINATING DESPARITIES  
BLACK HEALTH COALITION OF WISCONSIN  
Milwaukee, WI  
\$900,000  
(Healthy Start Initiative-Eliminating Racial/Ethnic Disparities)

ELIMINATING DISPARITIES IN PERINATAL HEALTH  
GREAT LAKES INTER-TRIBAL COUNCIL INC  
Lac Du Flambeau, WI  
\$900,000  
(Healthy Start Initiative-Eliminating Racial/Ethnic Disparities)

**Title V - Community Integrated Service Systems (CISS)**

CISS - SECCS (PLANNING)  
WI ST DEPARTMENT OF HEALTH & SOCIAL SERVICES  
Madison, WI  
\$140,000  
(Community-Based Integrated Service Systems (Local/State))

**Title V - Special Projects of Regional and National Significance (SPRANS)**

State Implementation Grants for Integrated Community Systems for CSHCN  
WISCONSIN DEPARTMENT OF HEALTH  
Madison, WI  
\$292,579  
(State Implementation Grants for Integrated Community Systems for CSHCN)

Health Families Expansion Program  
Fond du Lac Scool District  
Fond Du Lac, WI  
\$50,000  
(Healthy Tomorrows Partnership for Children Program)

Health Families Expansion Program  
SIXTEENTH STREET COMMUNITY HEALTH CENTER  
Milwaukee, WI  
\$50,000  
(Healthy Tomorrows Partnership for Children Program)

STATE SYSTEMS DEVELOPMENT INITIATIVE  
WISCONSIN DEPARTMENT OF HEALTH  
Madison, WI  
\$94,644  
(State Systems Development Initiative)

REGION V - WEST HEMOPHILIA TREATMENT CENTER NETWORK  
GREAT LAKES HEMOPHILIA FOUNDATION INC  
Milwaukee, WI  
\$487,143  
(Hemophilia Treatment Centers (SPRANS))

EP SCREENING AND BLOOD LEAD PROFICIENCY TESTING PROGRAM  
UNIVERSITY OF WISCONSIN, LABORATORY OF HYGIENE  
Madison, WI  
\$250,000  
(Lead Screening and Proficiency Testing Program)

Children's Oral Healthcare Access Program  
CHILDREN'S HOSPITAL OF WISCONSIN, INC.  
Milwaukee, WI  
\$135,886  
(Childrens Oral Healthcare Access Program)

Family Professional Partnership/CSHCN  
The Arc Wisconsin Disability Association  
Madison, WI  
\$95,700  
(Family Professional Partnership/CSHCN)

MCH Pipeline Training Program  
UNIVERSITY OF WISCONSIN - MILWAUKEE  
Milwaukee, WI  
\$169,492  
(MCH Pipeline Training Program)

Integrated Services for Young Children with Special Health Care Needs  
Board of Regents of the University of Wisconsin System  
Madison, WI  
\$200,000  
(Medical Home Capacity Building for CSHCN)

### **Traumatic Brain Injury**

Traumatic Brain Injury Implementation  
Wisconsin Department of Health & Family Services  
Madison, WI  
\$118,457  
(Traumatic Brain Injury Implementation)

Traumatic Brain Injury Protection and Advocacy  
Disability Rights Wisconsin  
Madison, WI  
\$51,322  
(Traumatic Brain Injury Protection and Advocacy)

**Universal Newborn Hearing Screening**

UNIVERSAL NEWBORN HEARING SCREENING  
WISCONSIN DEPARTMENT OF HEALTH  
Madison, WI  
\$135,000  
(Universal Newborn Hearing Screening and Intervention)

The Office of Maternal, Child, and Family Health (OMCFH) is the agency in West Virginia State government which administers Title V. The OMCFH is located within the State's Bureau for Public Health. The Bureau's overall goal is to attain and maintain a healthier environment for West Virginians by placing special emphasis on community-based programming that facilitates an accessible service delivery system. In line with the Bureau for Public Health, the Office of Maternal, Child and Family Health provides operational guidance and support to providers throughout West Virginia to improve the health of families. In addition to providing funding support for actual service delivery, the Office of Maternal, Child and Family health funds projects intended to develop new knowledge that will ultimately improve the service delivery of the health community. The Office of Maternal, Child and Family Health is comprised of multiple divisions, programs, and projects all designed to promote improved health care access and increased utilization of preventive care. OMCFH's organizational structure includes the Division of Women's Services; Division of Infant, Child and Adolescent Health including the CSHCN Program; Division of Research, Evaluation and Planning; and the Division of Financial Services. Among the services included within the OMCFH's Administrative control are: administration of the State's EPSDT Program; administration of the State's perinatal program, Right From the Start, for indigent and uninsured women; the State's Early Intervention/Part C Program; a SPRANS grant focusing on early childhood; an SSDI Project focusing on integration of Program data; the Birth Defects Surveillance System; the Newborn Metabolic and Hearing Screening Programs; and in partnership with the Centers for Disease Control and Prevention, the State's Breast and Cervical Cancer Screening Program as well as the State's Childhood Lead Poisoning Prevention Project and PRAMS, a surveillance system for Pregnancy Risk Monitoring.

State Population: **1,812,035**  
Live Births: **20,928**

## MCH PARTNERSHIP FUNDS - FY 2007

Title V Federal-State Block Grant: **\$42,120,035**  
Other MCHB Grant Programs: **\$1,312,961**  
Bioterrorism Grant Program: **\$0**  
Total MCH Partnership Funds: **\$43,432,996**

## CONTACT INFORMATION

### For More Information on Title V:

#### Title V Program, Contact:

Pat Moss  
Director, OMCFH  
350 Capitol St., Room 427  
Charleston, WV 25301  
304-558-5388  
304-558-4984  
patmoss@wvdhhr.org  
www.wvdhhr.org



**Title V Program's Services for Children with Special Health Care Needs, contact:**

Phil Edwards

Director, ICAH

350 Capitol St., Room 427

Charleston , WV 25301

304-558-5388

304-558-4984

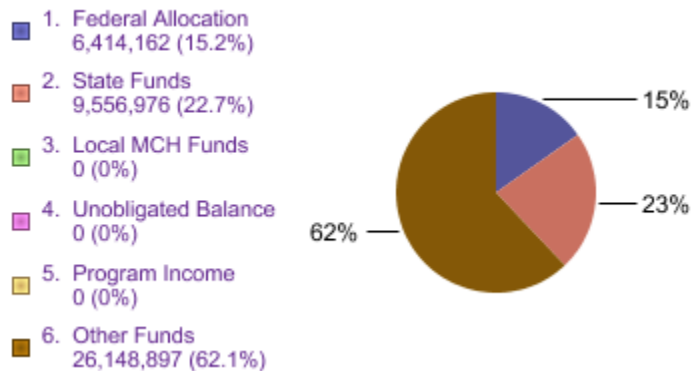
[philedwards@wvdhhr.org](mailto:philedwards@wvdhhr.org)

[www.wvdhhr.org](http://www.wvdhhr.org)

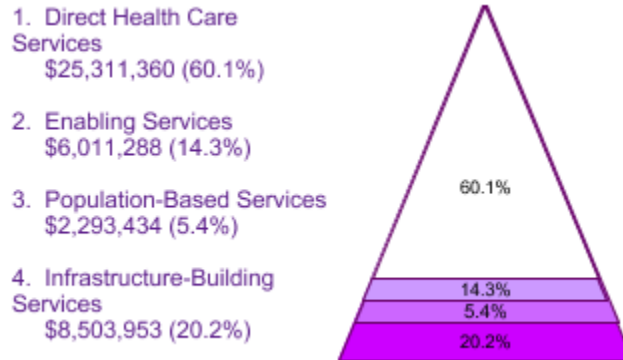
## TITLE V FEDERAL - STATE BLOCK GRANT EXPENDITURES

| By Number of Individuals Served and Population Group |                              |                      |             |
|--|------------------------------|----------------------|-------------|
| Populations Served                                   | Number of Individuals Served | Expenditures FY 2007 |             |
| Pregnant Women                                       | 21,101                       | \$3,108,683          | 7.4%        |
| Infants < 1 year old                                 | 20,176                       | \$760,918            | 1.8%        |
| Children 1 to 22 years old                           | 511,771                      | \$2,878,370          | 6.8%        |
| Children with Special Healthcare Needs               | 5,650                        | \$25,909,156         | 61.5%       |
| Others   | 62,030                       | \$8,430,155          | 20%         |
| Administration                                       |                              | \$1,032,753          | 2.5%        |
| <b>Totals</b>  | <b>620,728</b>               | <b>\$42,120,035</b>  | <b>100%</b> |

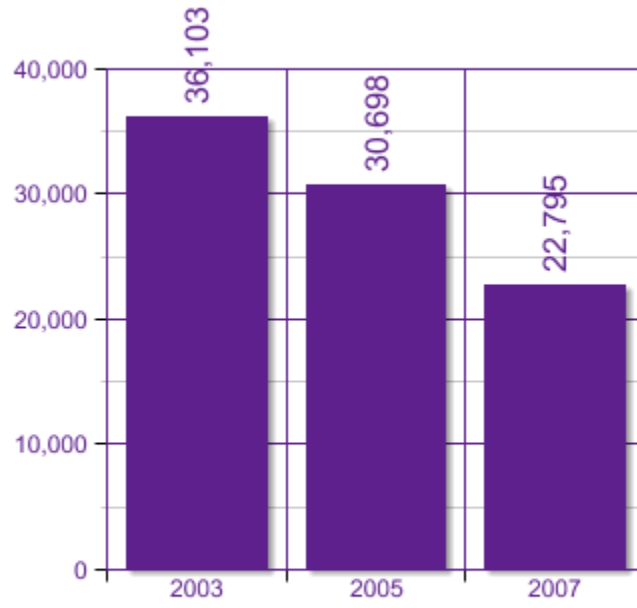
### By Source of Funds



### By Category of Services



## HOTLINE CALLS



(800)642-8522  
en Español: 1-800-504-7081

## FAMILY PARTICIPATION IN CSHCN PROGRAM

|  |           |
|--|-----------|
| Family members participate on advisory committee or task forces and are offering training, mentoring, and reimbursement, when appropriate.           | 3         |
| Financial support (financial grants, technical assistance, travel, and child care) is offered for parent activities or parent groups.                | 3         |
| Family members are involved in the Children with Special Health Care Needs elements of the MCH Block Grant Application process.                      | 2         |
| Family members are involved in service training of CSHCN staff and providers.  | 3         |
| Family members hired as paid staff or consultants to the State CSHCN program (a family member is hired for his or her expertise as a family member). | 3         |
| Family members of diverse cultures are involved in all of the above activities.  | 1         |
| <b>FY 2007 Total:</b>  | <b>15</b> |
| <b>Total Possible:</b>   | <b>18</b> |

**Scale:**  
0 = Not Met  
1 = Partially Met  
2 = Mostly Met  
3 = Completely Met

## MATERNAL & CHILD HEALTH (MCH) MEASURES

| <b>Title V – MCH National Outcome Measures</b>  | <b>State 2007 Results</b> | <b>State 2012 Goal</b> |
|---|---------------------------|------------------------|
| The infant mortality rate per 1,000 live births.  | 71.4                      | 6.7                    |
| The ratio of the black infant mortality rate to the white infant mortality rate.  | 2.1                       | 0.7                    |
| The neonatal mortality rate per 1,000 live births.  | 3.8                       | 3                      |
| The postneonatal mortality rate per 1,000 live births.  | 3.3                       | 2                      |
| The perinatal mortality rate per 1,000 live births plus fetal deaths.   | 8.3                       | 5                      |
| The child death rate per 100,000 children aged 1 through 14.  | 16.2                      | 15                     |
| <b>Title V - MCH State Performance Measures</b>   | <b>State 2007 Results</b> | <b>State 2012 Goal</b> |
| Decrease the percentage of high school students in grades 9-12 who are overweight or obese.   | 14.7%                     | 10%                    |
| Decrease the percentage of high school students who smoke cigarettes daily.   | 19.5%                     | 16%                    |
| Decrease the percentage of pregnant women who smoke.  | 26.2%                     | 20%                    |
| Increase the percentage of women who breastfeed their infants for at least six (6) weeks after birth.   | 57.1%                     | 59%                    |
| Decrease the percentage of high school students who drink alcohol and drive.  | 10.0%                     | 8%                     |
| Decrease the number of high school students who never or rarely wear a seatbelt when riding in a car driven by someone else.                                  | 16.6%                     | 12%                    |
| Increase the percentage of the state's children <18 who are government sponsored beneficiaries who have at least one primary care visit in a 12-month period. | 89.6%                     | 93%                    |
| Increase the percentage of high school students who participate in physical activity for at least 20 minutes a day, 3 days a week.                            | 42.8%                     | 60%                    |

| Title V - MCH National Performance Measures   | State 2007 Results | State 2012 Goal |
|---|--------------------|-----------------|
| The percent of screen positive newborns who received timely follow up to definitive diagnosis and clinical management for condition(s) mandated by their State-sponsored newborn screening programs.            | 100.0%             | 100%            |
| The percent of children with special health care needs age 0 to 18 years whose families partner in decision making at all levels and are satisfied with the services they receive. (CSHCN survey)               | 59.2%              | 65%             |
| The percent of children with special health care needs age 0 to 18 who receive coordinated, ongoing, comprehensive care within a medical home. (CSHCN Survey)   | 50.5%              | 65%             |
| The percent of children with special health care needs age 0 to 18 whose families have adequate private and/or public insurance to pay for the services they need. (CSHCN Survey)                               | 64.2%              | 65%             |
| Percent of children with special health care needs age 0 to 18 whose families report the community-based service systems are organized so they can use them easily. (CSHCN Survey)                              | 89.7%              | 90%             |
| The percentage of youth with special health care needs who received the services necessary to make transitions to all aspects of adult life, including adult health care, work, and independence.               | 41.3%              | 43%             |
| Percent of 19 to 35 month olds who have received full schedule of age appropriate immunizations against Measles, Mumps, Rubella, Polio, Diphtheria, Tetanus, Pertussis, Haemophilus Influenza, and Hepatitis B. | 93.3%              | 96%             |
| The rate of birth (per 1,000) for teenagers aged 15 through 17 years.   | 19.8               | 17              |
| Percent of third grade children who have received protective sealants on at least one permanent molar tooth.  | 28.1%              | 32%             |
| The rate of deaths to children aged 14 years and younger caused by motor vehicle crashes per 100,000 children.  | 3.9                | 3.5             |
| The percent of mothers who breastfeed their infants at 6 months of age.   | 57.1%              | 60%             |
| Percentage of newborns who have been screened for hearing before hospital discharge.  | 93.2%              | 99%             |
| Percent of children without health insurance.   | 4.5%               | 3.5%            |
| Percentage of children, ages 2 to 5 years, receiving WIC services with a Body Mass Index (BMI) at or above the 85th percentile.   | 24.0%              | 22%             |
| Percentage of women who smoke in the last three months of pregnancy.  | 28.6%              | 25%             |
| The rate (per 100,000) of suicide deaths among youths aged 15 through 19.   | 8.0                | 7               |
| Percent of very low birth weight infants delivered at facilities for high-risk deliveries and neonates.   | 95.4%              | 99%             |
| Percent of infants born to pregnant women receiving prenatal care beginning in the first trimester.   | 88.1%              | 90%             |

## 2007 TITLE V AND MCHB DISCRETIONARY GRANTS

### Healthy Start

HEALTHY START: ELIMINATING DISPARITIES IN PERINATAL HEALTH  
WEST VIRGINIA UNIVERSITY RSCH CORP  
MORGANTOWN, WV  
\$700,000  
(Healthy Start Initiative-Eliminating Racial/Ethnic Disparities)

### Title V - Community Integrated Service Systems (CISS)

Community-Based Integrated Service Systems (Local/State)  
West Virginia, Department of Health and Human Services  
CHARLESTON, WV  
\$140,000  
(Community-Based Integrated Service Systems (Local/State))

### Title V - Special Projects of Regional and National Significance (SPRANS)

Healthy Tomorrows Partnership for Children Program  
Marshall University Research Corporation/Marshall University  
Huntington, WV  
\$49,896  
(Healthy Tomorrows Partnership for Children Program)

MATERNAL & CHILD HEALTH IMPROVEMENT PROJECTS  
WV Dept. of Health & Human Resources  
Charleston, WV  
\$94,644  
(State Systems Development Initiative)

### Traumatic Brain Injury

Traumatic Brain Injury Implementation  
WEST VIRGINIA DEPARTMENT OF REHAB SERVICES  
INSTITUTE, WV  
\$118,600  
(Traumatic Brain Injury Implementation)

Traumatic Brain Injury Protection and Advocacy  
West Virginia Advocates, Inc  
Charleston, WV  
\$50,000  
(Traumatic Brain Injury Protection and Advocacy)

**Universal Newborn Hearing Screening**

UNIVERSAL NEWBORN HEARING SCREENING  
WV Dept. of Health & Human Resources  
Charleston, WV  
\$159,821  
(Universal Newborn Hearing Screening and Intervention)



The Wyoming Department of Health administers the Title V block grant through the Community and Public Health Division, Maternal and Family Health Section. With a small staff of 14, the MFH section offers state-wide programs and services including Perinatal Services including systems building, high risk maternal/infant, and home visiting programs, care coordination, Children's Special Health Services, and parental outreach. Funding is also provided to the Safe Kids Wyoming Program, as well as Oral Health Services Section of the division for dental sealants and severe crippling malocclusion services. The Colorado State Laboratory is contracted through MFH for Genetic Services (screening) and counseling.

State Population: **522,830**  
Live Births: **7,670**

## MCH PARTNERSHIP FUNDS - FY 2007

Title V Federal-State Block Grant: **\$3,840,049**  
Other MCHB Grant Programs: **\$648,213**  
Bioterrorism Grant Program: **\$0**  
Total MCH Partnership Funds: **\$4,488,262**

## CONTACT INFORMATION

### For More Information on Title V:

#### Title V Program, Contact:

Charla Ricciardi  
MFH Interim Section Chief  
6101 Yellowstone Rd, Ste 420  
Cheyenne, WY 82002  
307-777-6326  
307-777-8687  
charla.ricciardi@health.wyo.gov  
<http://wdh.state.wy.us/>

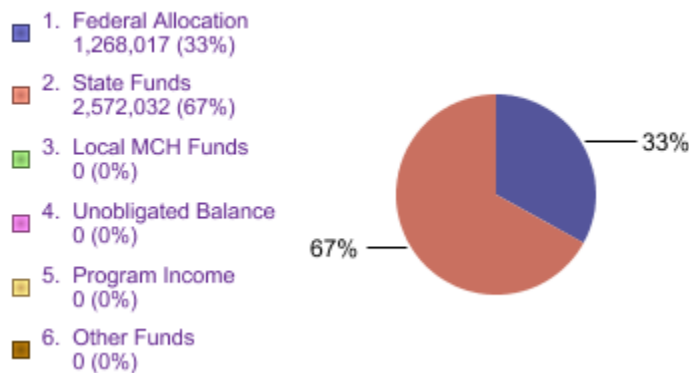
#### Title V Program's Services for Children with Special Health Care Needs, contact:

Paul Ramirez  
CSH Program Manager  
6101 Yellowstone Rd, Ste 420  
Cheyenne, WY 82002  
307-777-5413  
307-777-7215  
paul.ramirez@health.wyo.gov  
<http://wdh.state.wy.us/>

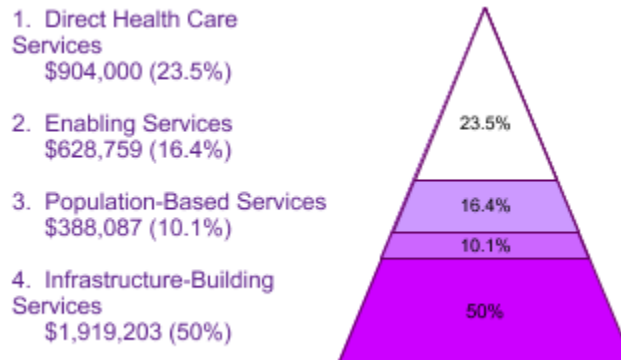
## TITLE V FEDERAL - STATE BLOCK GRANT EXPENDITURES

| By Number of Individuals Served and Population Group |                              |                      |             |
|--|------------------------------|----------------------|-------------|
| Populations Served                                   | Number of Individuals Served | Expenditures FY 2007 |             |
| Pregnant Women                                       | 7,555                        | \$439,617            | 11.4%       |
| Infants < 1 year old                                 | 6,735                        | \$502,117            | 13.1%       |
| Children 1 to 22 years old                           | 149,429                      | \$831,633            | 21.7%       |
| Children with Special Healthcare Needs               | 1,603                        | \$1,151,970          | 30%         |
| Others   | 7,500                        | \$0                  | 0%          |
| Administration                                       |                              | \$914,712            | 23.8%       |
| <b>Totals</b>  | <b>172,822</b>               | <b>\$3,840,049</b>   | <b>100%</b> |

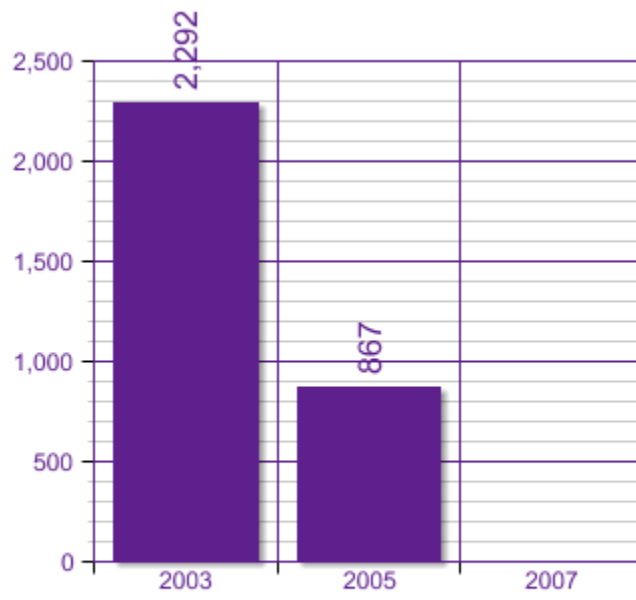
### By Source of Funds



### By Category of Services



**HOTLINE CALLS**



800-994-GROW(4769)  
en Espanol: 1-800-504-7081

## FAMILY PARTICIPATION IN CSHCN PROGRAM

|  |           |
|--|-----------|
| Family members participate on advisory committee or task forces and are offering training, mentoring, and reimbursement, when appropriate.           | 1         |
| Financial support (financial grants, technical assistance, travel, and child care) is offered for parent activities or parent groups.                | 3         |
| Family members are involved in the Children with Special Health Care Needs elements of the MCH Block Grant Application process.                      | 1         |
| Family members are involved in service training of CSHCN staff and providers.  | 0         |
| Family members hired as paid staff or consultants to the State CSHCN program (a family member is hired for his or her expertise as a family member). | 2         |
| Family members of diverse cultures are involved in all of the above activities.  | 0         |
| <b>FY 2007 Total:</b>  | <b>7</b>  |
| <b>Total Possible:</b>   | <b>18</b> |

**Scale:**

- 0 = Not Met**
- 1 = Partially Met**
- 2 = Mostly Met**
- 3 = Completely Met**

## MATERNAL & CHILD HEALTH (MCH) MEASURES

| <b>Title V – MCH National Outcome Measures</b>   | <b>State 2007 Results</b> | <b>State 2012 Goal</b> |
|--|---------------------------|------------------------|
| The infant mortality rate per 1,000 live births.   | 7.6                       | 7.3                    |
| The ratio of the black infant mortality rate to the white infant mortality rate.   | 1.6                       | 1                      |
| The neonatal mortality rate per 1,000 live births.   | 4.7                       | 4                      |
| The postneonatal mortality rate per 1,000 live births.   | 2.6                       | 2.3                    |
| The perinatal mortality rate per 1,000 live births plus fetal deaths.  | 9.4                       | 8.5                    |
| The child death rate per 100,000 children aged 1 through 14.   | 26.0                      | 20                     |
| <b>Title V - MCH State Performance Measures</b>  | <b>State 2007 Results</b> | <b>State 2012 Goal</b> |
| Percent of deaths in children and youth ages 1-24 due to non-motor vehicle related unintentional injuries.               | 15.3%                     | 13%                    |
| Percent of high school students using alcohol in the past 30 days.   | 42.4%                     | 38%                    |
| Percent of high school students who report tobacco smoking in the past 30 days.  | 20.8%                     | 19%                    |
| Percent of infants born to women who smoked during pregnancy.  | 20.4%                     | 17%                    |
| Percent of Wyoming high school students who are overweight.  | 9.3%                      | 8.3%                   |
| Percent of high school students using methamphetamines in the past 30 days.  | 3.8%                      | 3%                     |
| The percent of infants born preterm (before 37 weeks gestation)  | 10.6%                     | 9.5%                   |
| Percent of infants identified at birth with a congenital anomaly.  | 0.5%                      | 0.3%                   |
| Percent of postpartum women reporting multivitamin use four or more times per week in the month before getting pregnant. | 37.4%                     | 40%                    |

| Title V - MCH National Performance Measures   | State 2007 Results | State 2012 Goal |
|---|--------------------|-----------------|
| The percent of screen positive newborns who received timely follow up to definitive diagnosis and clinical management for condition(s) mandated by their State-sponsored newborn screening programs.            | 100.0%             | 100%            |
| The percent of children with special health care needs age 0 to 18 years whose families partner in decision making at all levels and are satisfied with the services they receive. (CSHCN survey)               | 57.5%              | 58%             |
| The percent of children with special health care needs age 0 to 18 who receive coordinated, ongoing, comprehensive care within a medical home. (CSHCN Survey)   | 49.1%              | 50%             |
| The percent of children with special health care needs age 0 to 18 whose families have adequate private and/or public insurance to pay for the services they need. (CSHCN Survey)                               | 60%                | 65%             |
| Percent of children with special health care needs age 0 to 18 whose families report the community-based service systems are organized so they can use them easily. (CSHCN Survey)                              | 88.8%              | 90%             |
| The percentage of youth with special health care needs who received the services necessary to make transitions to all aspects of adult life, including adult health care, work, and independence.               | 47%                | 50%             |
| Percent of 19 to 35 month olds who have received full schedule of age appropriate immunizations against Measles, Mumps, Rubella, Polio, Diphtheria, Tetanus, Pertussis, Haemophilus Influenza, and Hepatitis B. | 75.4%              | 79%             |
| The rate of birth (per 1,000) for teenagers aged 15 through 17 years.   | 17.7               | 16              |
| Percent of third grade children who have received protective sealants on at least one permanent molar tooth.  | 71.3%              | 75%             |
| The rate of deaths to children aged 14 years and younger caused by motor vehicle crashes per 100,000 children.  | 4.9                | 4               |
| The percent of mothers who breastfeed their infants at 6 months of age.   | 42.9%              | 45%             |
| Percentage of newborns who have been screened for hearing before hospital discharge.  | 96.4%              | 98%             |
| Percent of children without health insurance.   | 8.2%               | 7%              |
| Percentage of children, ages 2 to 5 years, receiving WIC services with a Body Mass Index (BMI) at or above the 85th percentile.   | 19.5%              | 18%             |
| Percentage of women who smoke in the last three months of pregnancy.  | 15.3%              | 14%             |
| The rate (per 100,000) of suicide deaths among youths aged 15 through 19.   | 14.0               | 13              |
| Percent of very low birth weight infants delivered at facilities for high-risk deliveries and neonates.   | 59.1%              | 64%             |
| Percent of infants born to pregnant women receiving prenatal care beginning in the first trimester.   | 64.9%              | 67%             |

## 2007 TITLE V AND MCHB DISCRETIONARY GRANTS

### **Emergency Medical Services for Children (EMSC)**

EMSC Partnership Grants  
WYOMING DEPARTMENT OF HEALTH  
Cheyenne, WY  
\$114,829  
(EMSC Partnership Grants)

### **Title V - Community Integrated Service Systems (CISS)**

CISS - SECCS (PLANNING)  
WYOMING STATE DEPARTMENT OF HEALTH  
Cheyenne, WY  
\$138,000  
(Community-Based Integrated Service Systems (Local/State))

### **Title V - Special Projects of Regional and National Significance (SPRANS)**

STATE SYSTEMS DEVELOPMENT INITIATIVE (SSDI)  
WYOMING STATE DEPARTMENT OF HEALTH  
Cheyenne, WY  
\$94,644  
(State Systems Development Initiative)

### **Traumatic Brain Injury**

Traumatic Brain Injury Implementation  
WYOMING DEPARTMENT OF HEALTH  
Cheyenne, WY  
\$118,600  
(Traumatic Brain Injury Implementation)

Traumatic Brain Injury Protection and Advocacy  
PROTECTION & ADVOCACY SYSTEM INC  
CHEYENNE, WY  
\$50,000  
(Traumatic Brain Injury Protection and Advocacy)

### **Universal Newborn Hearing Screening**

UNIVERSAL NEWBORN HEARING SCREENING  
WYOMING STATE DEPARTMENT OF HEALTH  
Cheyenne, WY  
\$132,140  
(Universal Newborn Hearing Screening and Intervention)