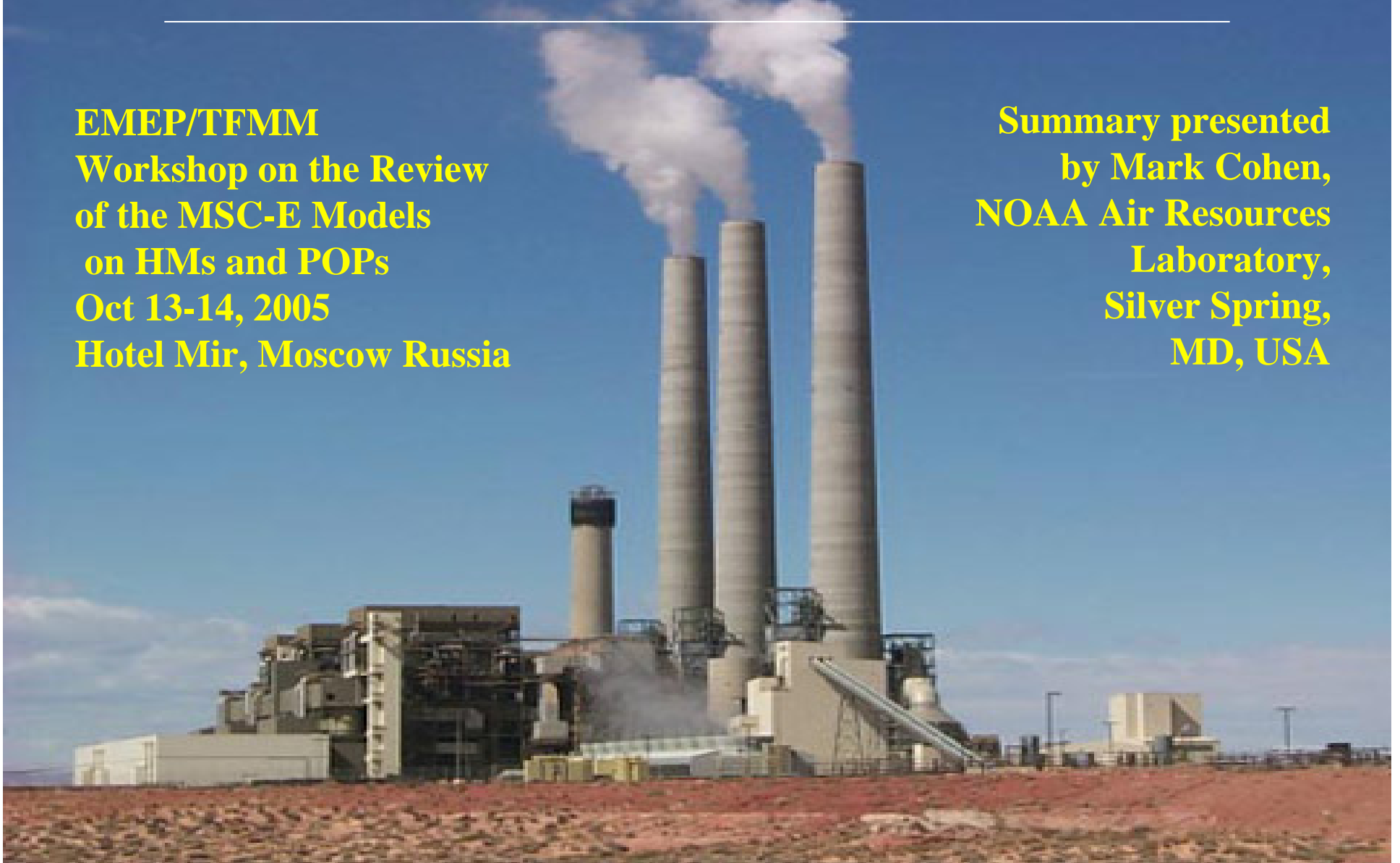


EMEP Intercomparison Study of Numerical Models for Long-Range Atmospheric Transport of Mercury

**EMEP/TFMM
Workshop on the Review
of the MSC-E Models
on HMs and POPs
Oct 13-14, 2005
Hotel Mir, Moscow Russia**

**Summary presented
by Mark Cohen,
NOAA Air Resources
Laboratory,
Silver Spring,
MD, USA**



Intro- duction	Stage I	Stage II			Stage III			Conclu- sions
	Chemistry	Hg ⁰	Hg(p)	RGM	Wet Dep	Dry Dep	Budgets	

Participants

D. Syrakov **Bulgaria...NIMH**

A. Dastoor, D. Davignon **Canada..... MSC-Can**

J. Christensen **Denmark...NERI**

G. Petersen, R. Ebinghaus **Germany...GKSS**

J. Pacyna **Norway.....NILU**

J. Munthe, I. Wängberg **Sweden..... IVL**

R. Bullock **USA.....EPA**

M. Cohen, R. Artz, R. Draxler **USA.....NOAA**

C. Seigneur, K. Lohman **USA..... AER/EPRI**

A. Ryaboshapko, I. Ilyin, O.Travnikov...**EMEP..... MSC-E**

Intro- duction	Stage I	Stage II			Stage III			Conclu- sions
	Chemistry	Hg ⁰	Hg(p)	RGM	Wet Dep	Dry Dep	Budgets	

Intercomparison Conducted in 3 Stages

- I. Comparison of chemical schemes for a cloud environment**
- II. Air Concentrations in Short Term Episodes**
- III. Long-Term Deposition and Source-Receptor Budgets**

EMEP Intercomparison Study of Numerical Models for Long-Range Atmospheric Transport of Mercury

Intro- duction	Stage I	Stage II			Stage III			Conclu- sions
	Chemistry	Hg ⁰	Hg(p)	RGM	Wet Dep	Dry Dep	Budgets	

Participating Models

Model Acronym	Model Name and Institution	Stage		
		I	II	III
CAM	<i>Chemistry of Atmos. Mercury model</i> , Environmental Institute, Sweden			
MCM	<i>Mercury Chemistry Model</i> , Atmos. & Environmental Research, USA			
CMAQ	<i>Community Multi-Scale Air Quality model</i> , US EPA			
ADOM	<i>Acid Deposition and Oxidants Model</i> , GKSS Research Center, Germany			
MSCE-HM	<i>MSC-E heavy metal regional model</i> , EMEP MSC-E			
GRAHM	<i>Global/Regional Atmospheric Heavy Metal model</i> , Environment Canada			
EMAP	<i>Eulerian Model for Air Pollution</i> , Bulgarian Meteo-service			
DEHM	<i>Danish Eulerian Hemispheric Model</i> , National Environmental Institute			
HYSPLIT	<i>Hybrid Single Particle Lagrangian Integrated Trajectory model</i> , US NOAA			
MSCE-HM-Hem	<i>MSC-E heavy metal hemispheric model</i> , EMEP MSC-E			

Intro- duction	Stage I	Stage II			Stage III			Conclu- sions
	Chemistry	Hg ⁰	Hg(p)	RGM	Wet Dep	Dry Dep	Budgets	




Intercomparison Conducted in 3 Stages

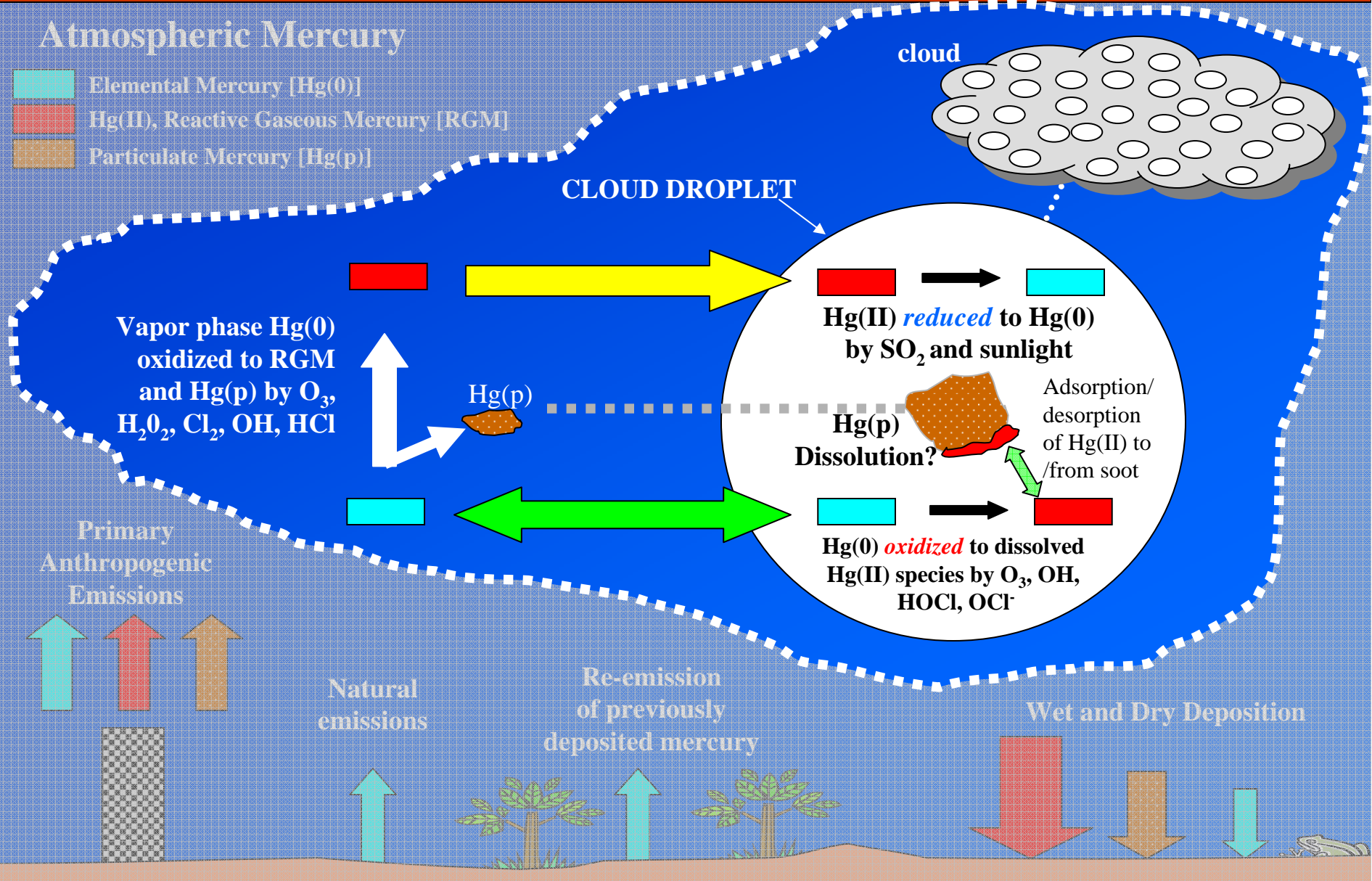
- I. Comparison of chemical schemes for a cloud environment
- II. Air Concentrations in Short Term Episodes
- III. Long-Term Deposition and Source-Receptor Budgets

EMEP Intercomparison Study of Numerical Models for Long-Range Atmospheric Transport of Mercury

Intro- duction	Stage I	Stage II			Stage III			Conclu- sions
	Chemistry	Hg ⁰	Hg(p)	RGM	Wet Dep	Dry Dep	Budgets	

Atmospheric Mercury

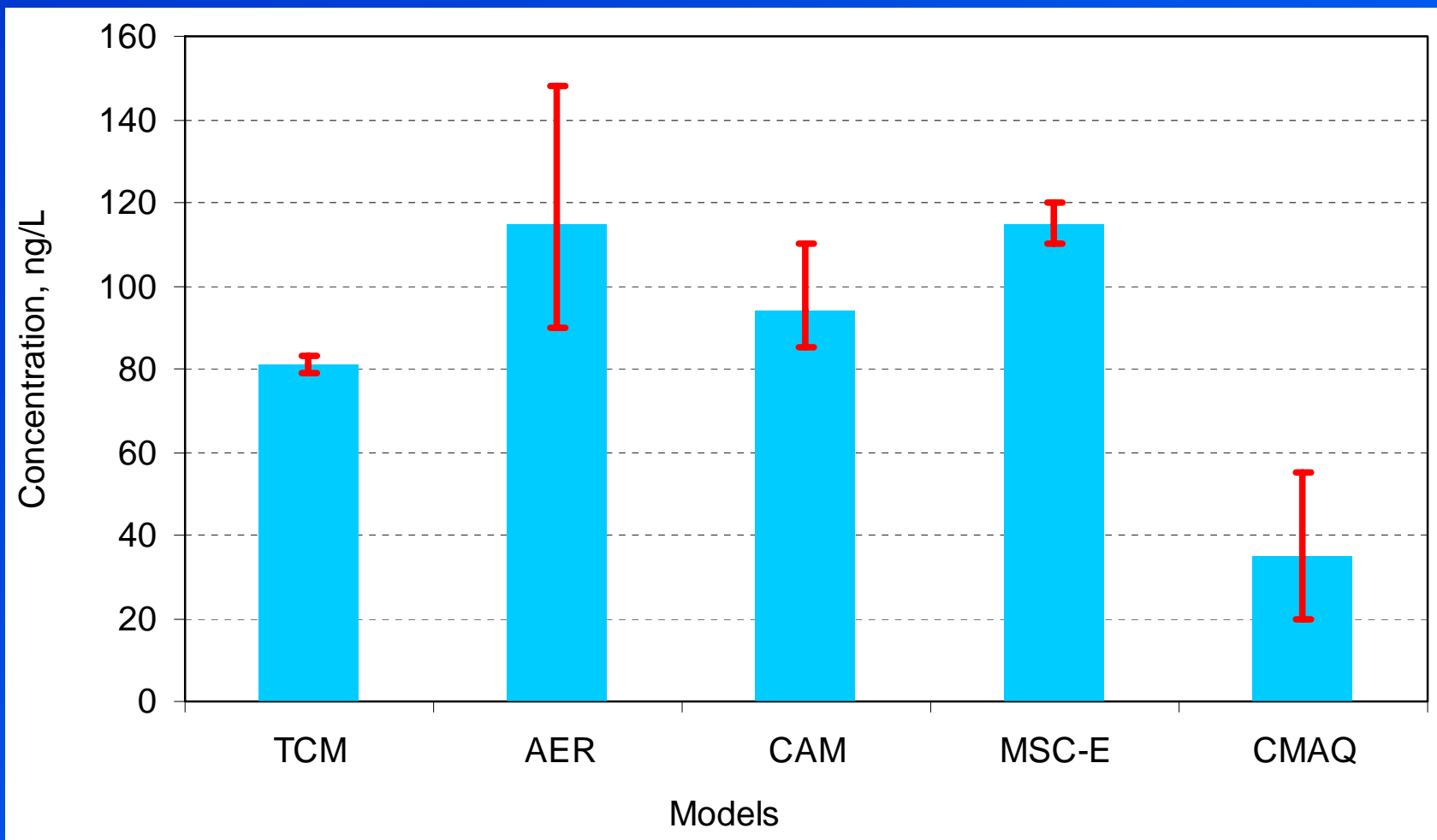
-  Elemental Mercury [Hg(0)]
-  Hg(II), Reactive Gaseous Mercury [RGM]
-  Particulate Mercury [Hg(p)]



EMEP Intercomparison Study of Numerical Models for Long-Range Atmospheric Transport of Mercury

Intro- duction	Stage I	Stage II			Stage III			Conclu- sions
	Chemistry	Hg ⁰	Hg(p)	RGM	Wet Dep	Dry Dep	Budgets	

Variation of Hg concentrations (ng/L)

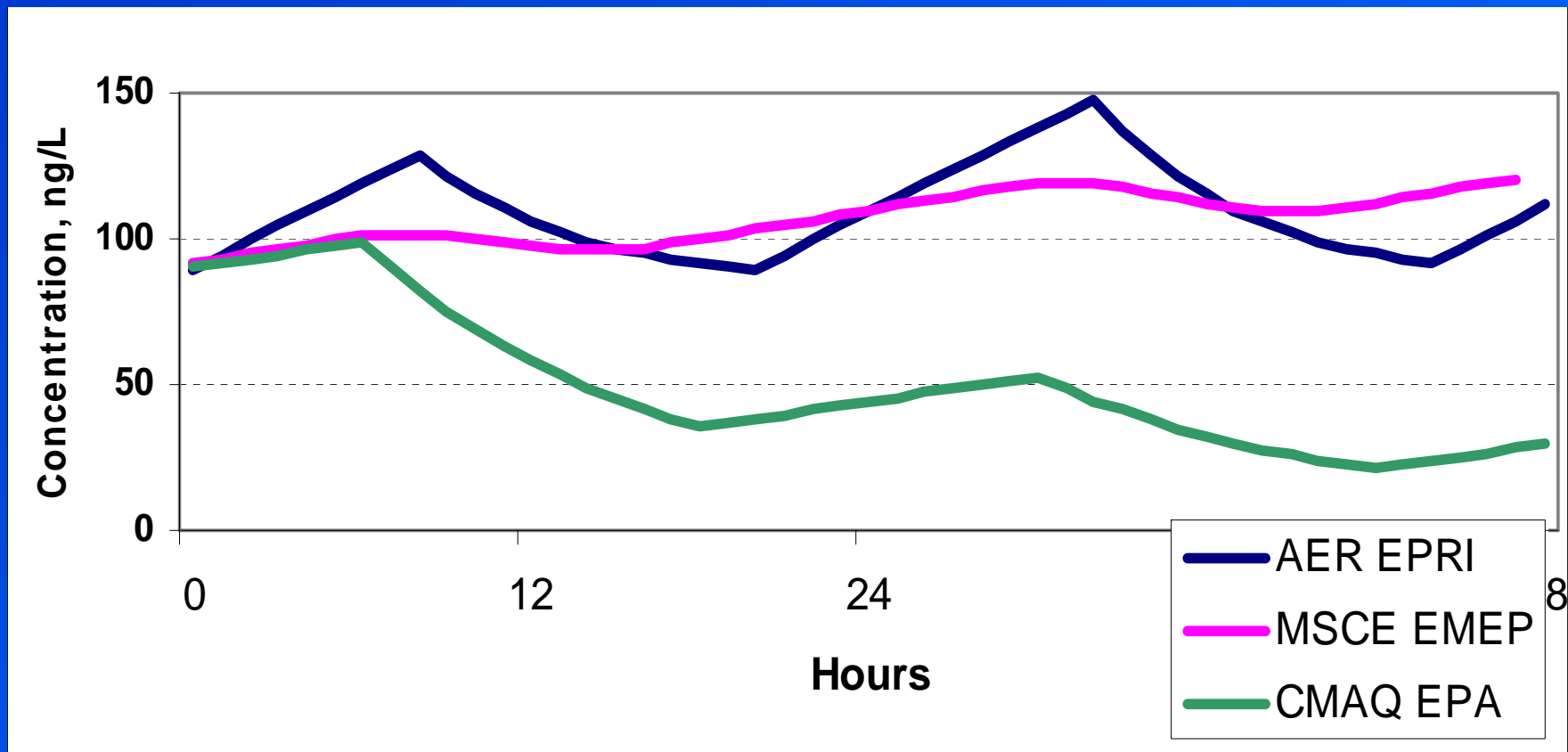


EMEP Intercomparison Study of Numerical Models for Long-Range Atmospheric Transport of Mercury

Intro- duction	Stage I	Stage II			Stage III			Conclu- sions
	Chemistry	Hg ⁰	Hg(p)	RGM	Wet Dep	Dry Dep	Budgets	

Effect of Different Assumptions Regarding Hg(p) Solubility

AER/EPRI 0%; MSCE-EMEP 50%; CMAQ-EPA 100%



Intro- duction	Stage I	Stage II			Stage III			Conclu- sions
	Chemistry	Hg ⁰	Hg(p)	RGM	Wet Dep	Dry Dep	Budgets	

Stage I Publications:

- 2001** Ryaboshapko, A., Ilyin, I., Bullock, R., Ebinghaus, R., Lohman, K., Munthe, J., Petersen, G., Seigneur, C., Wangberg, I. *Intercomparison Study of Numerical Models for Long Range Atmospheric Transport of Mercury. Stage I. Comparisons of Chemical Modules for Mercury Transformations in a Cloud/Fog Environment.* Meteorological Synthesizing Centre – East, Moscow, Russia.
- 2002** Ryaboshapko, A., Bullock, R., Ebinghaus, R., Ilyin, I., Lohman, K., Munthe, J., Petersen, G., Seigneur, C., Wangberg, I. *Comparison of Mercury Chemistry Models. Atmospheric Environment 36, 3881-3898.*

Intro- duction	Stage I	Stage II			Stage III			Conclu- sions
	Chemistry	Hg ⁰	Hg(p)	RGM	Wet Dep	Dry Dep	Budgets	

Intercomparison Conducted in 3 Stages

- I. Comparison of chemical schemes for a cloud environment
- II. Air Concentrations in Short Term Episodes
- III. Long-Term Deposition and Source-Receptor Budgets

EMEP Intercomparison Study of Numerical Models for Long-Range Atmospheric Transport of Mercury

Intro- duction	Stage I	Stage II			Stage III			Conclu- sions
	Chemistry	Hg ⁰	Hg(p)	RGM	Wet Dep	Dry Dep	Budgets	

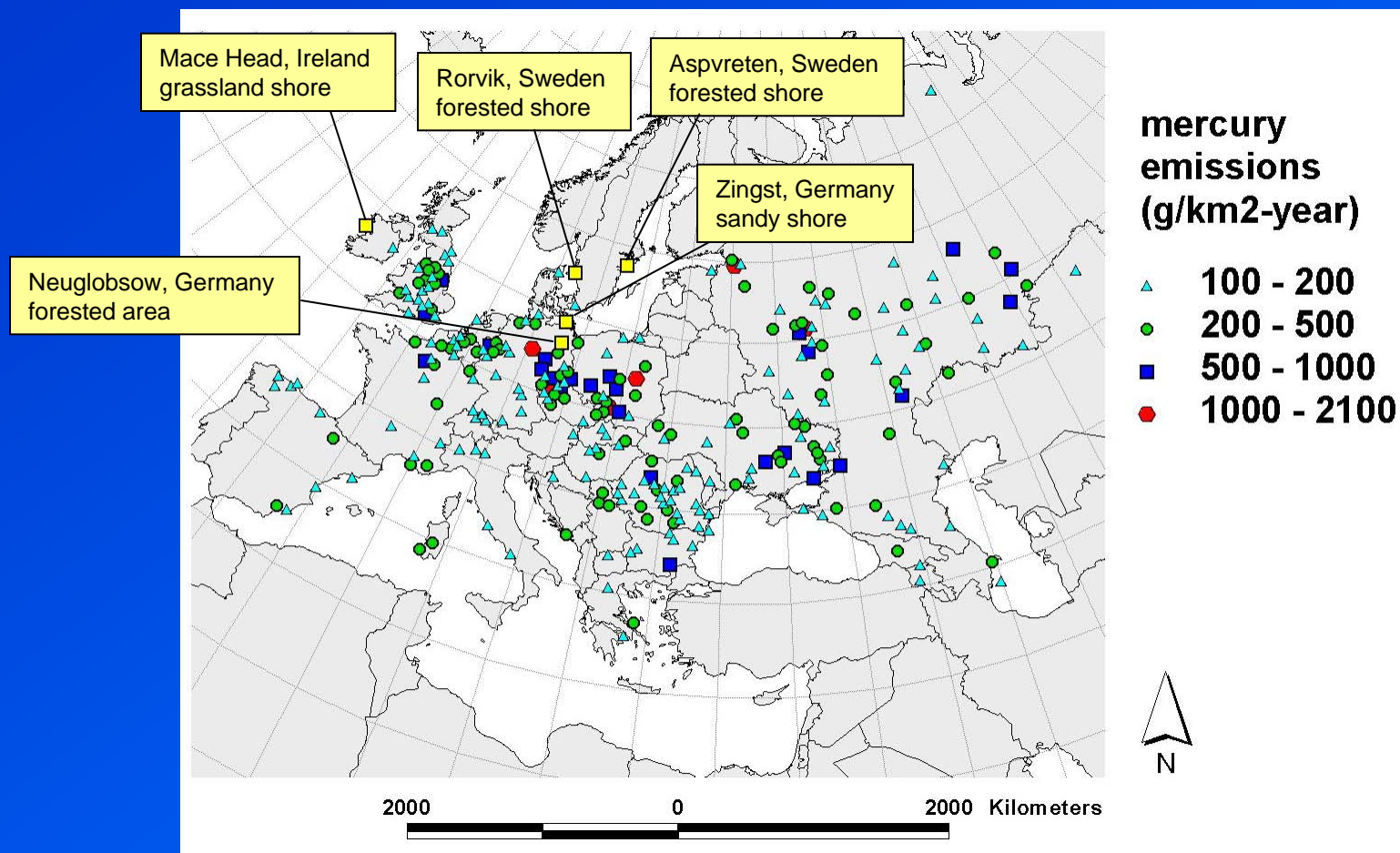
Model	CMAQ-Hg	ADOM	HYSPLIT	EMAP	GRAHM	DEHM	MSCE-Hg
Model type	Eulerian	Eulerian	Lagrangian	Eulerian	Eulerian	Eulerian	Eulerian
Scale/ Domain	regional/ Central and Northern Europe	regional/ Central Europe	regional/ EMEP	regional/ EMEP	global	Hemispheric	regional/ EMEP
Source of meteorological data	ECMWF TOGA reanalysis (MM5)	HIRLAM	NCEP/NCAR (MM-5)	SDA, NCEP/NCAR reanalysis	Canadian Meteorolo- gical Centre	NCEP / NCAR reanalysis	SDA, NCEP/NCAR reanalysis
Model top height (km)	15	10	15	5	30	15	3.9
Horizontal resolution (km, unless noted differently)	36 x 36	55 x 55	36 x 36, 108 x 108	50 x 50	1° x 1°	50 x 50 150 x 150	50 x 50
Hg(0) boundary condition (ng/m ³)	1.7	1.5	1.5	1.5	No	1.5	1.6 - 1.7
RGM boundary condition (pg/m ³)	17	2	5	10	none	0	0
TPM boundary condition (pg/m ³)	17	20	10	10	none	0	20
Gas-phase oxidation agents	O ₃ , H ₂ O ₂ , Cl ₂ , OH [•]	O ₃	O ₃ , H ₂ O ₂ , Cl ₂ , HCl	O ₃ , OH [•]	O ₃	O ₃	O ₃ (f)
Liquid-phase oxidation agents	O ₃ , OH [•] , HOCl, OCl ⁻	O ₃	O ₃ , OH [•] , HOCl, OCl ⁻	O ₃	O ₃	O ₃	O ₃
Liquid-phase reduction agents	SO ₃ ⁼ , hv, HO ₂	SO ₃ ⁼	SO ₃ ⁼ , HO ₂	SO ₃ ⁼	SO ₃ ⁼	SO ₃ ⁼	SO ₃ ⁼ , HO ₂

EMEP Intercomparison Study of Numerical Models for Long-Range Atmospheric Transport of Mercury

Intro- duction	Stage I	Stage II			Stage III			Conclu- sions
	Chemistry	Hg ⁰	Hg(p)	RGM	Wet Dep	Dry Dep	Budgets	

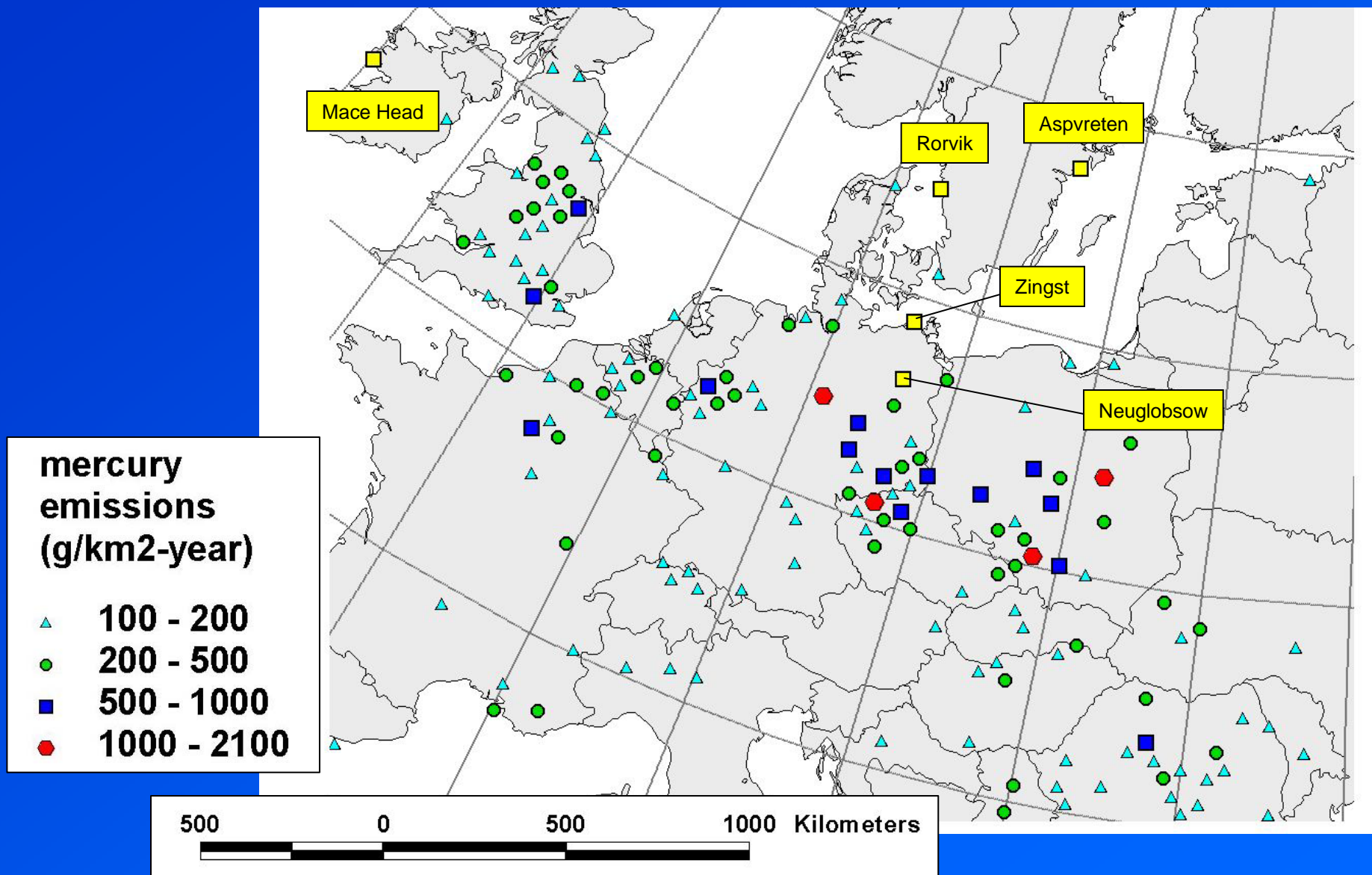
Anthropogenic Mercury Emissions Inventory and Monitoring Sites for Phase II

(note: only showing largest emitting grid cells)



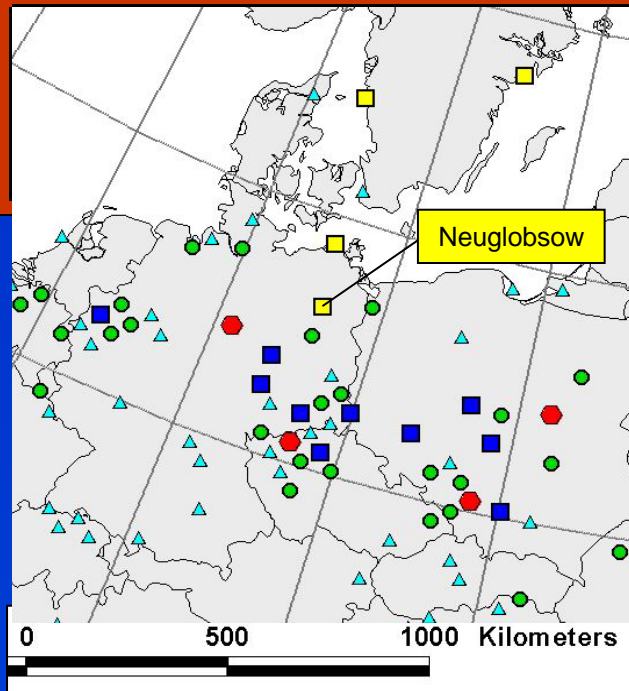
EMEP Intercomparison Study of Numerical Models for Long-Range Atmospheric Transport of Mercury

Intro- duction	Stage I	Stage II			Stage III			Conclu- sions
	Chemistry	Hg ⁰	Hg(p)	RGM	Wet Dep	Dry Dep	Budgets	

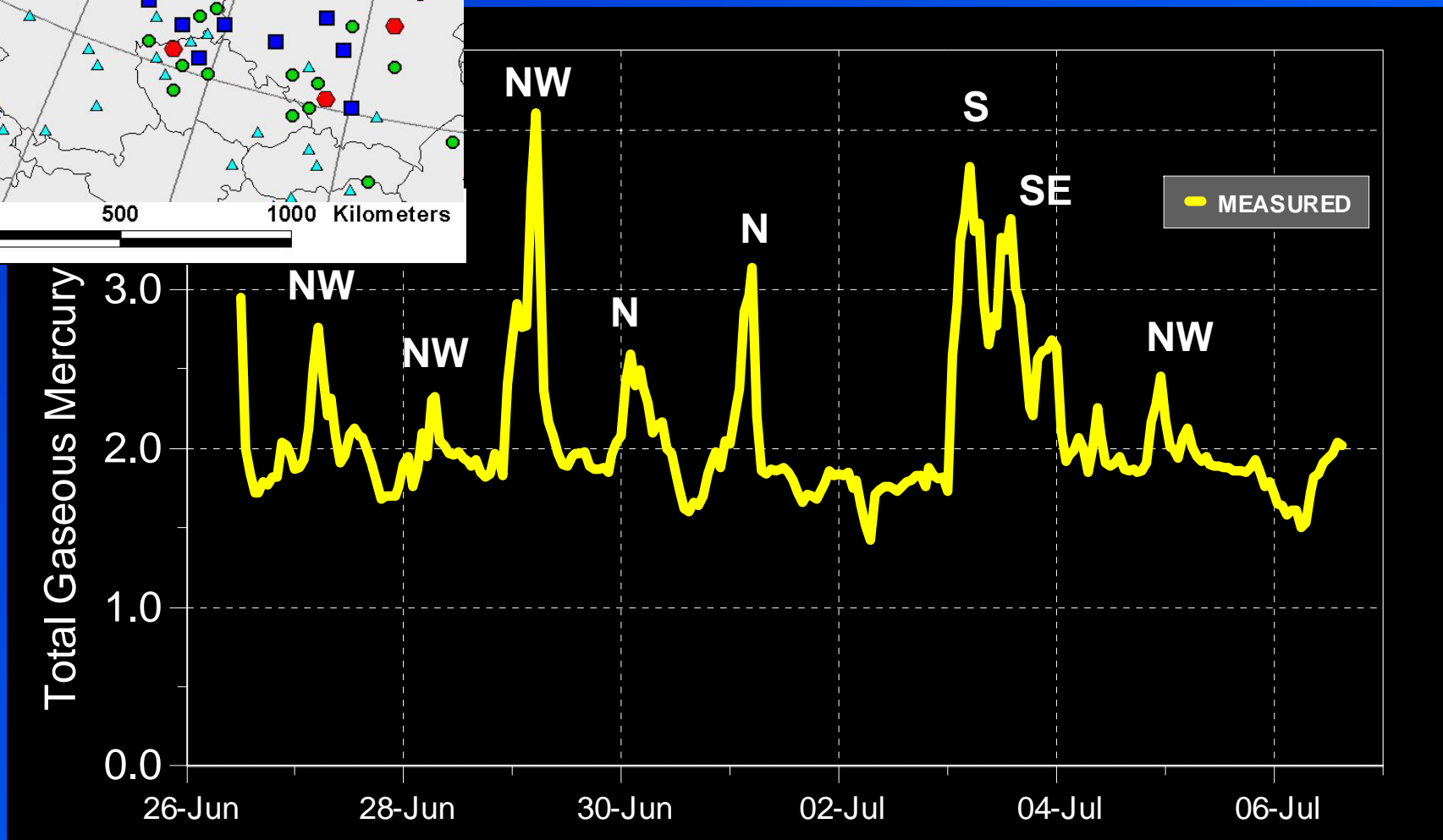


of Numerical Models for Long-Range Atmospheric Transport of Mercury

Stage II		Stage III			Conclu- sions
Hg(p)	RGM	Wet Dep	Dry Dep	Budgets	



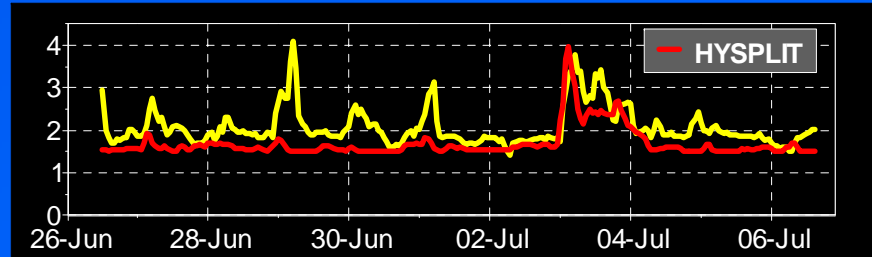
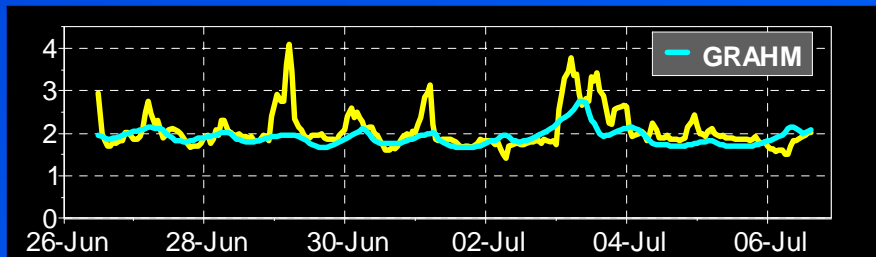
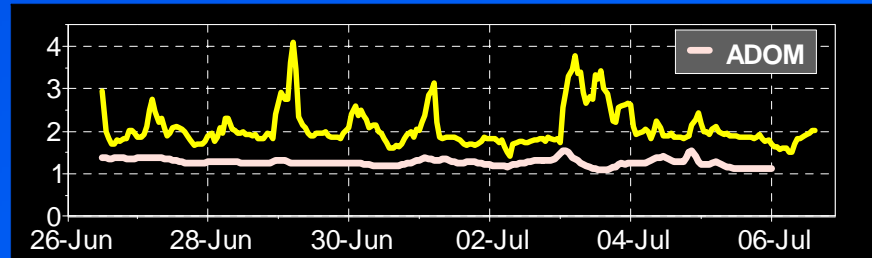
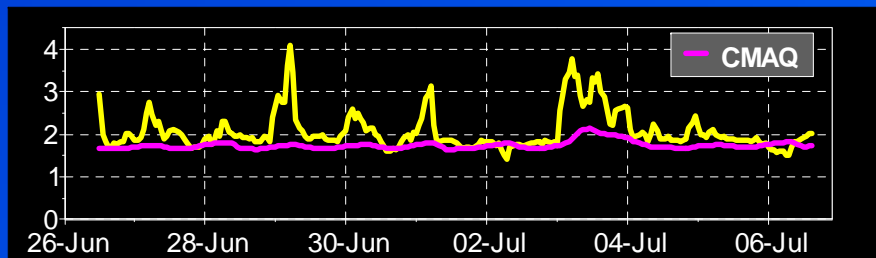
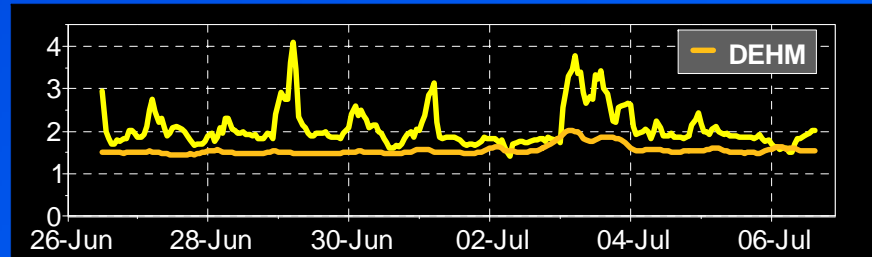
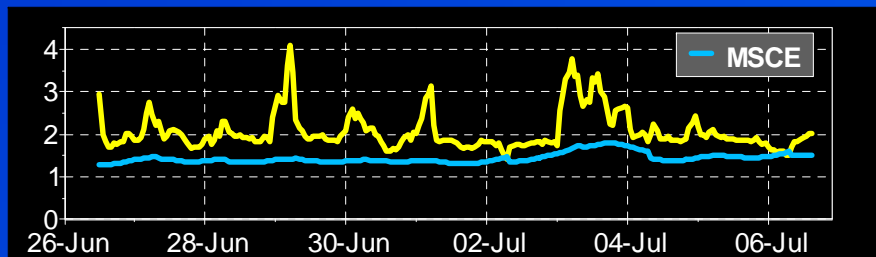
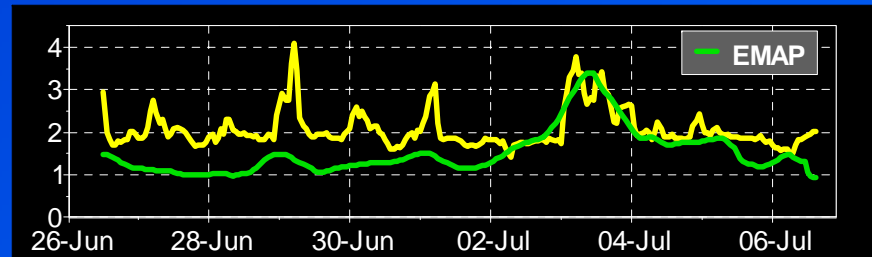
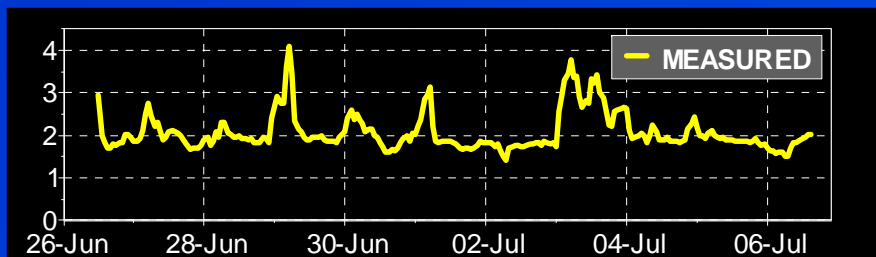
Mercury at Neuglobsow: June 26 – July 6, 1995



EMEP Intercomparison Study of Numerical Models for Long-Range Atmospheric Transport of Mercury

Intro- duction	Stage I	Stage II			Stage III			Conclu- sions
	Chemistry	Hg ⁰	Hg(p)	RGM	Wet Dep	Dry Dep	Budgets	

Total Gaseous Mercury (ng/m³) at Neuglobsow: June 26 – July 6, 1995



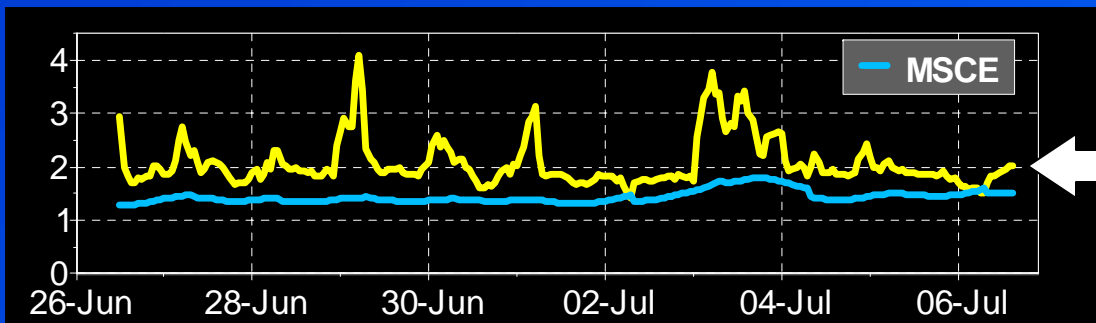
EMEP Intercomparison Study of Numerical Models for Long-Range Atmospheric Transport of Mercury

Intro- duction	Stage I	Stage II			Stage III			Conclu- sions
	Chemistry	Hg ⁰	Hg(p)	RGM	Wet Dep	Dry Dep	Budgets	

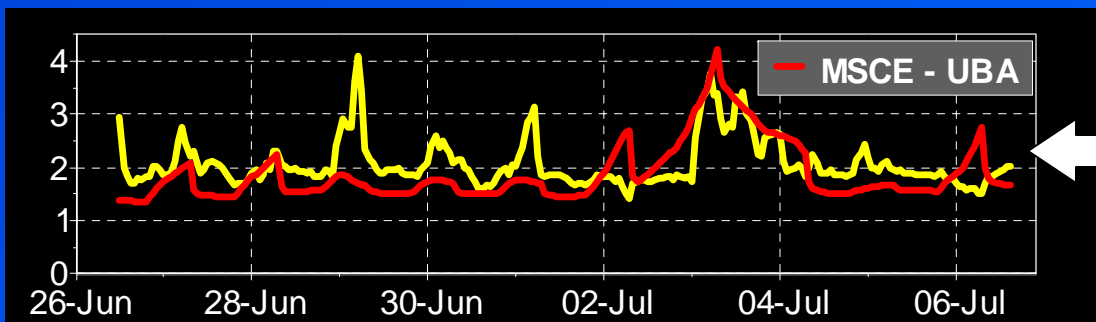
Total Gaseous Mercury (ng/m³) at Neuglobsow: June 26 – July 6, 1995



The emissions inventory is a critical input to the models...



Using default emissions inventory

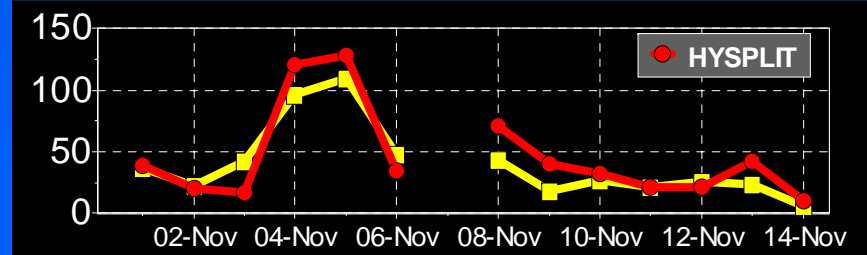
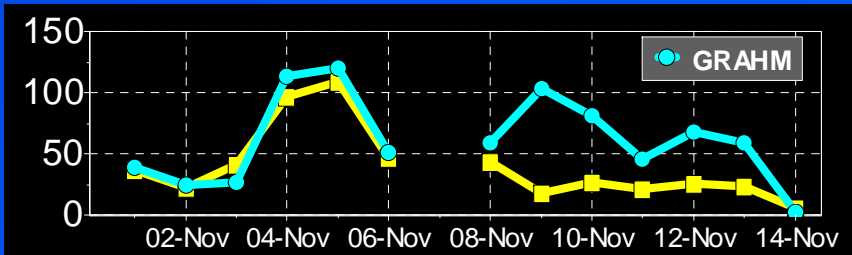
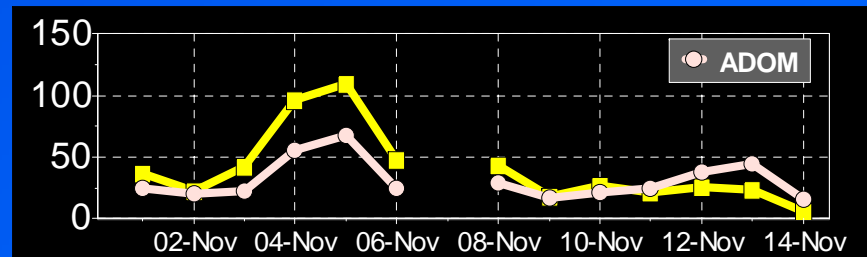
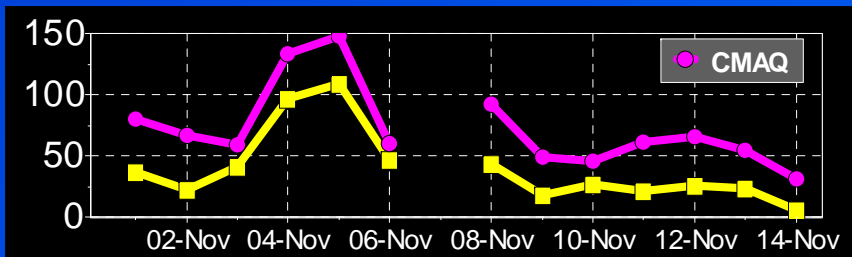
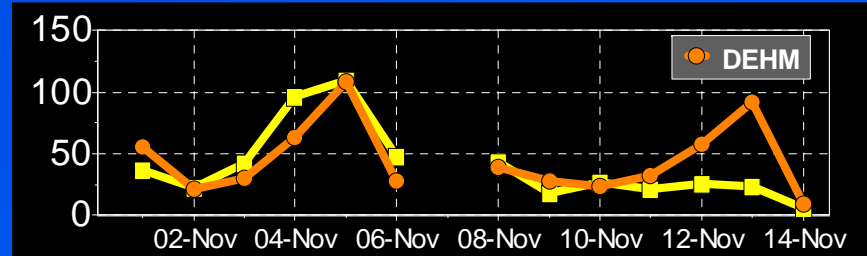
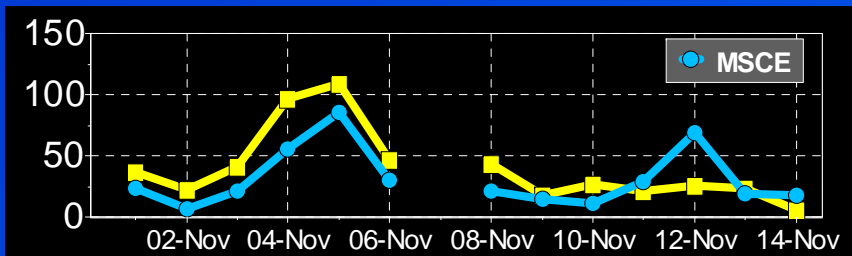
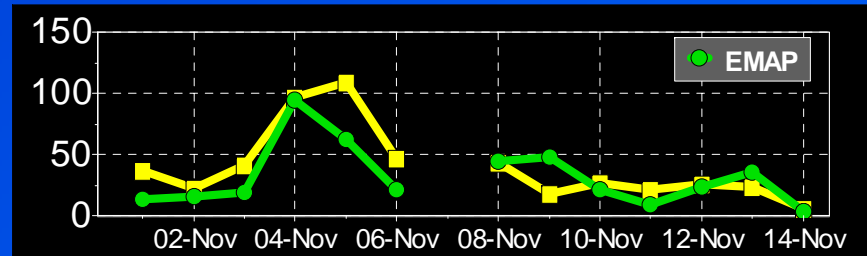
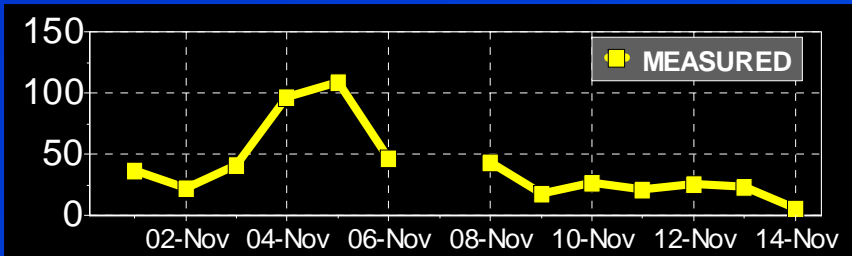


Using alternative emissions inventory

EMEP Intercomparison Study of Numerical Models for Long-Range Atmospheric Transport of Mercury

Intro- duction	Stage I	Stage II			Stage III			Conclu- sions
	Chemistry	Hg ⁰	Hg(p)	RGM	Wet Dep	Dry Dep	Budgets	

Total *Particulate* Mercury (pg/m³) at Neuglobsow, Nov 1-14, 1999



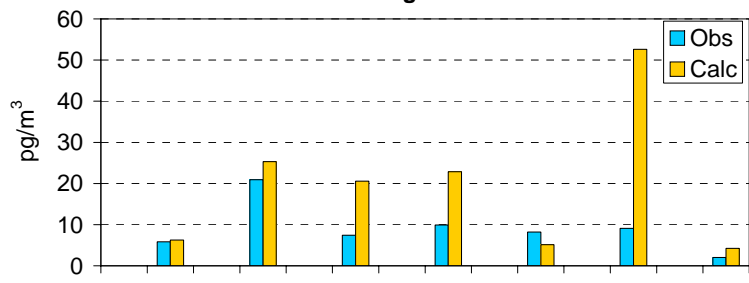
EMEP Intercomparison Study of Numerical Models for

Intro- duction	Stage I	Stage II		
	Chemistry	Hg ⁰	Hg(p)	RGM

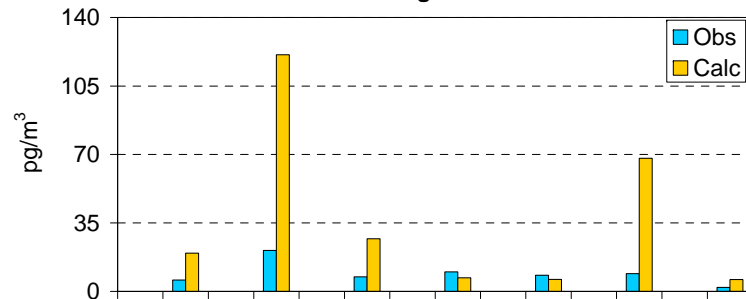
conclu-
ions

Reactive Gaseous Mercury at Neuglobsow, Nov 1-14, 1999

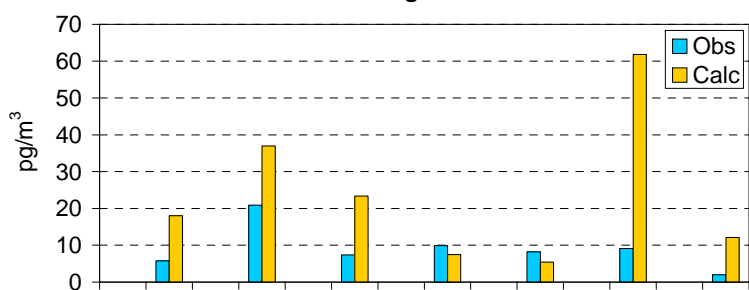
MSCE Neuglobsow RGM



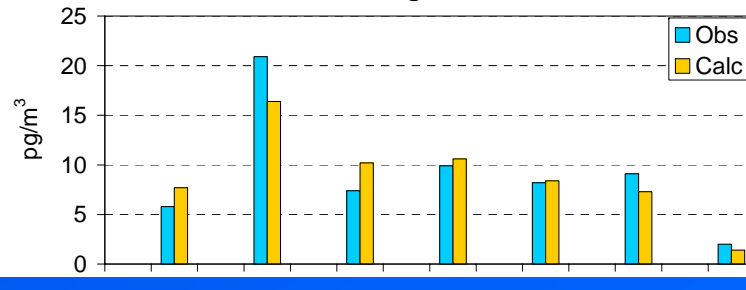
GRAHM Neuglobsow RGM



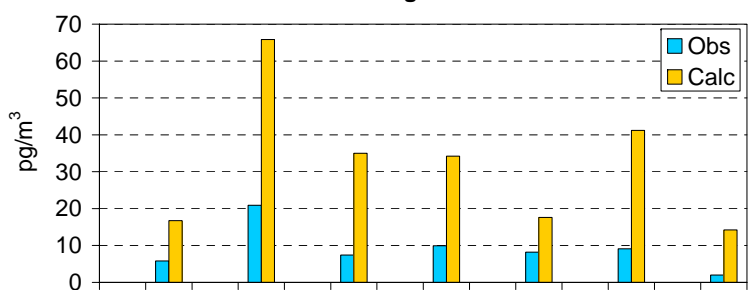
ADOM Neuglobsow RGM



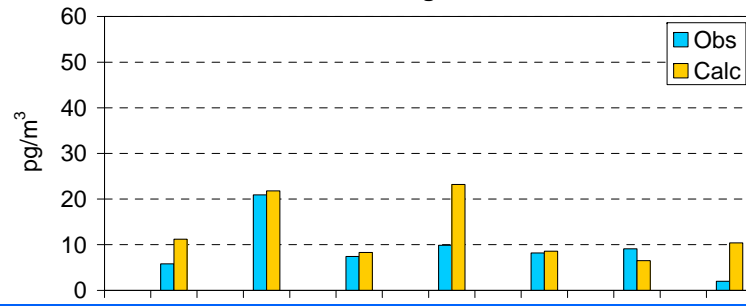
EMAP Neuglobsow RGM



CMAQ Neuglobsow RGM



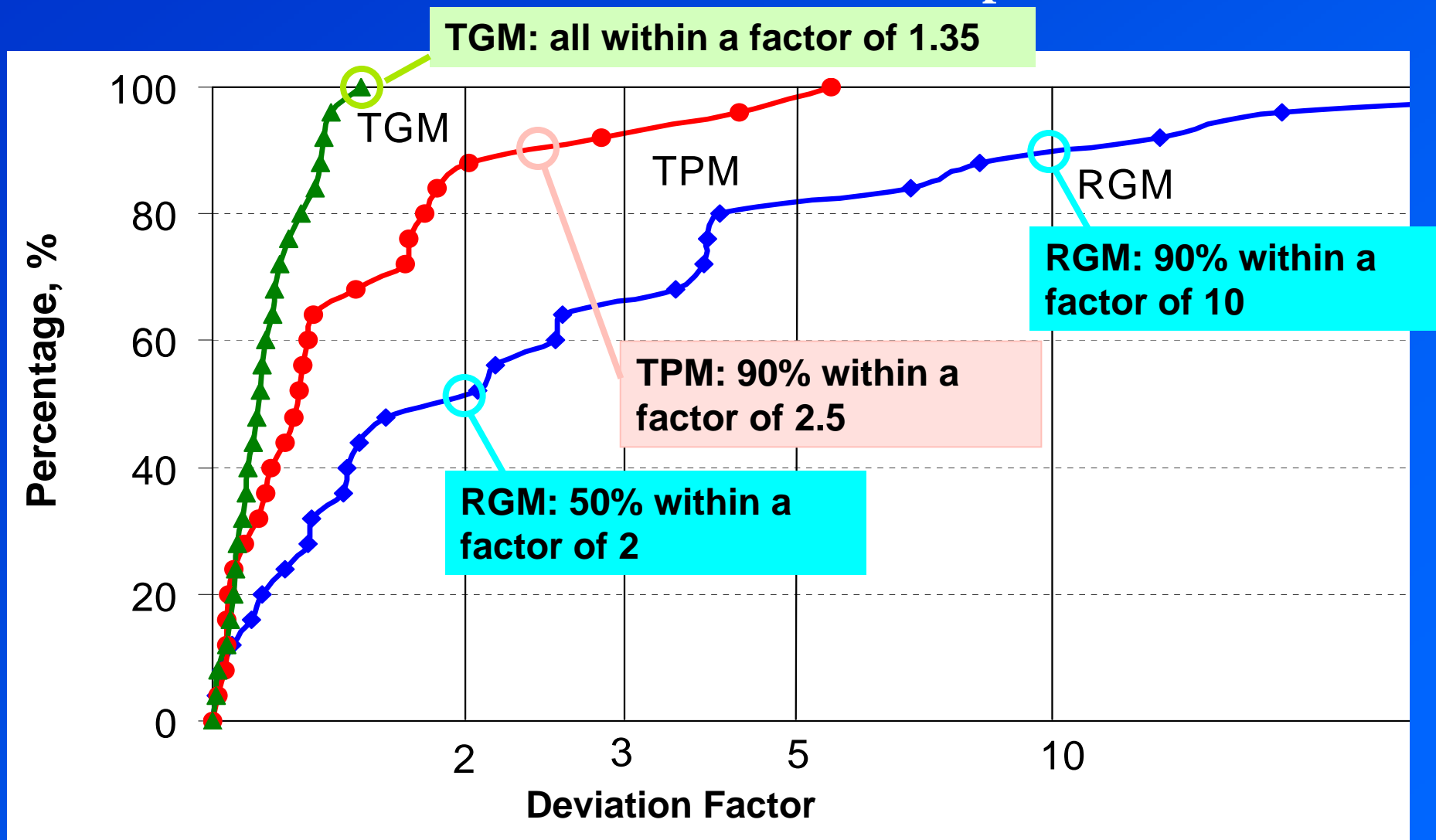
HYSPLIT Neuglobsow RGM



EMEP Intercomparison Study of Numerical Models for Long-Range Atmospheric Transport of Mercury

Intro- duction	Stage I	Stage II			Stage III			Conclu- sions
	Chemistry	Hg ⁰	Hg(p)	RGM	Wet Dep	Dry Dep	Budgets	

Overall Phase II statistics for 2-week episode means



Intro- duction	Stage I	Stage II			Stage III			Conclu- sions
	Chemistry	Hg ⁰	Hg(p)	RGM	Wet Dep	Dry Dep	Budgets	

Stage II Publications:

- 2003** Ryaboshapko, A., Artz, R., Bullock, R., Christensen, J., Cohen, M., Dastoor, A., Davignon, D., Draxler, R., Ebinghaus, R., Ilyin, I., Munthe, J., Petersen, G., Syrakov, D. *Intercomparison Study of Numerical Models for Long Range Atmospheric Transport of Mercury. Stage II. Comparisons of Modeling Results with Observations Obtained During Short Term Measuring Campaigns.* Meteorological Synthesizing Centre – East, Moscow, Russia.
- 2005** Ryaboshapko, A., Bullock, R., Christensen, J., Cohen, M., Dastoor, A., Ilyin, I., Petersen, G., Syrakov, D., Artz, R., Davignon, D., Draxler, R., and Munthe, J. *Intercomparison Study of Atmospheric Mercury Models. Phase II. Comparison of Models with Short-Term Measurements.* Submitted to Atmospheric Environment.

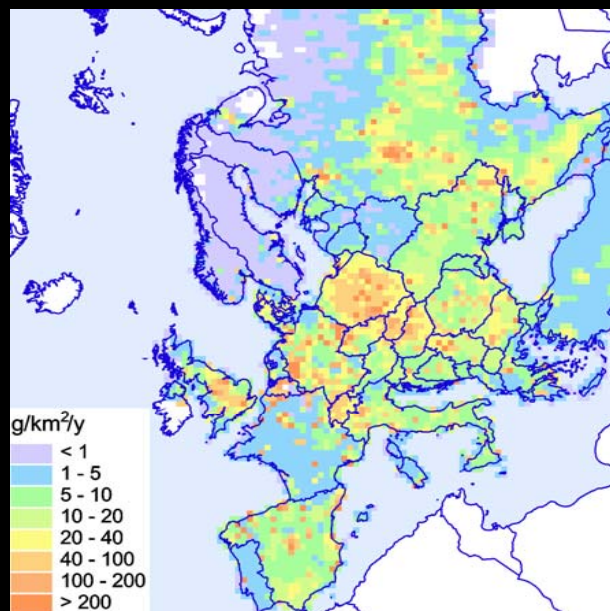
Intro- duction	Stage I	Stage II			Stage III			Conclu- sions
	Chemistry	Hg ⁰	Hg(p)	RGM	Wet Dep	Dry Dep	Budgets	

Intercomparison Conducted in 3 Stages

- I. Comparison of chemical schemes for a cloud environment
- II. Air Concentrations in Short Term Episodes
- III. Long-Term Deposition and Source-Receptor Budgets

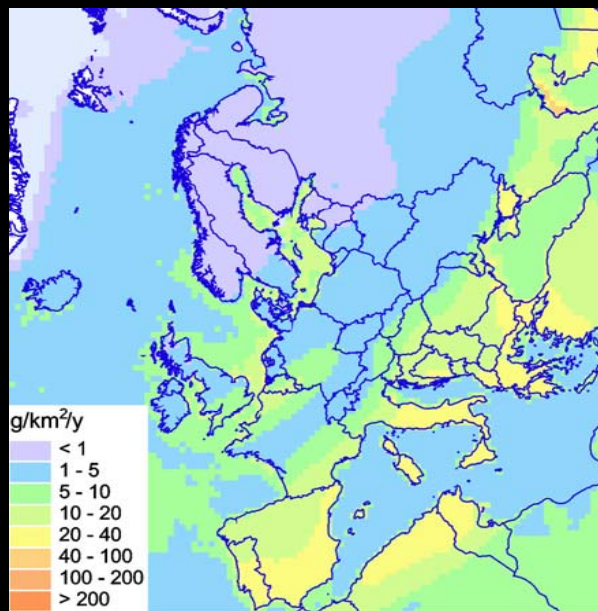
EMEP Intercomparison Study of Numerical Models for Long-Range Atmospheric Transport of Mercury

Intro- duction	Stage I	Stage II			Stage III			Conclu- sions
	Chemistry	Hg ⁰	Hg(p)	RGM	Wet Dep	Dry Dep	Budgets	



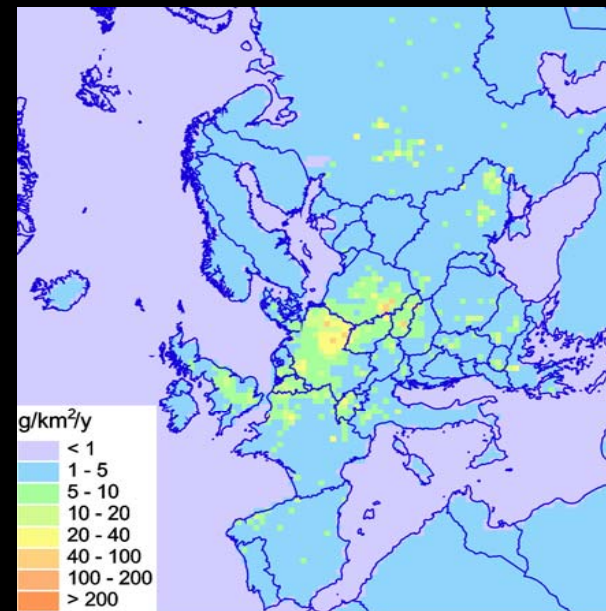
2000 European anthropogenic Hg emissions

240 t/yr



European natural Hg emissions

180 t/yr

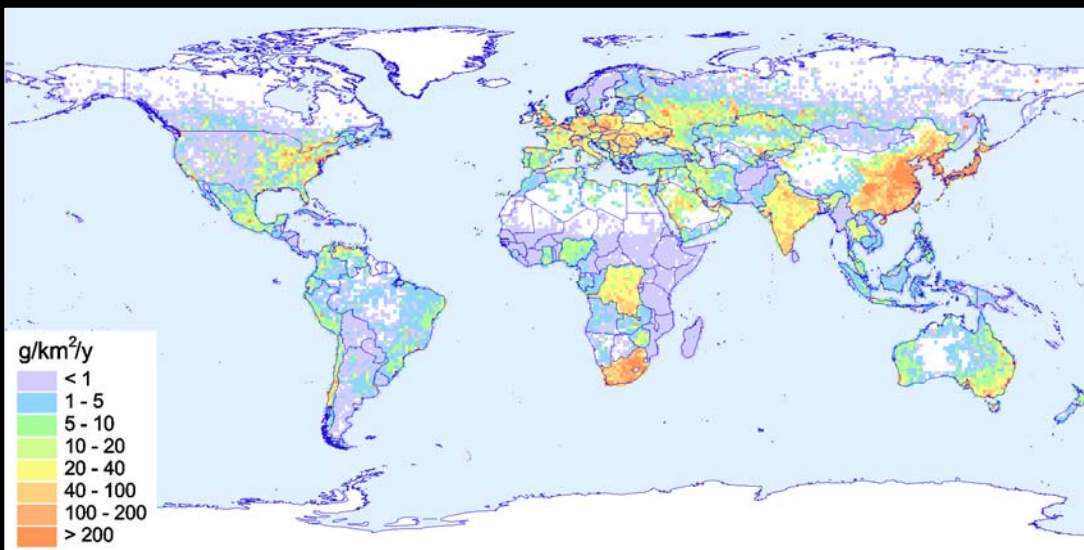


European anthropogenic Hg re-emissions

50 t/yr

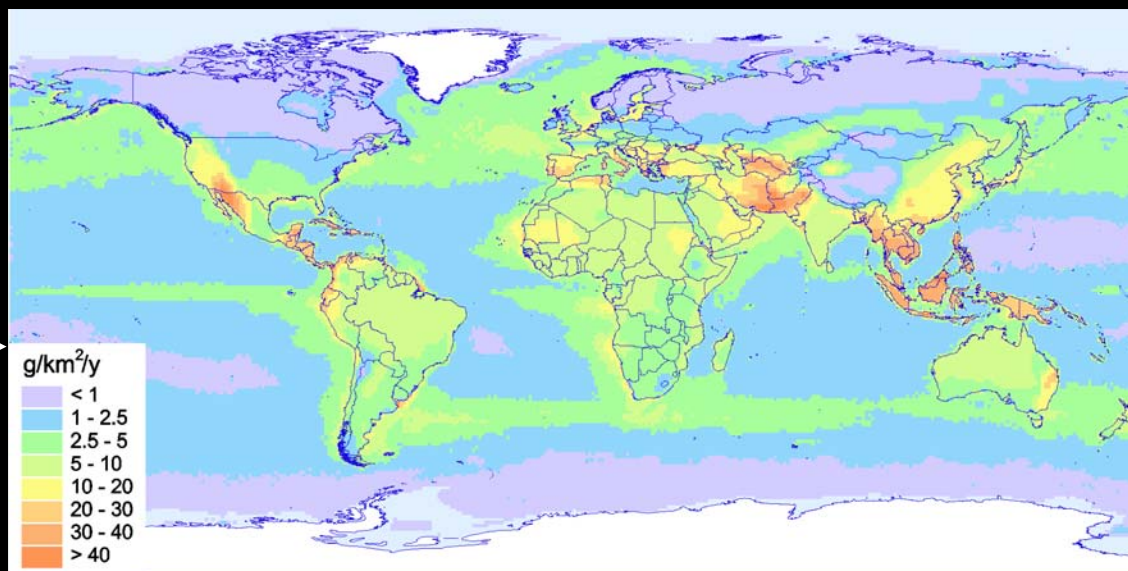
EMEP Intercomparison Study of Numerical Models for Long-Range Atmospheric Transport of Mercury

Intro- duction	Stage I	Stage II			Stage III			Conclu- sions
	Chemistry	Hg ⁰	Hg(p)	RGM	Wet Dep	Dry Dep	Budgets	



← 1995 global anthropogenic Hg emissions 1900 t/yr

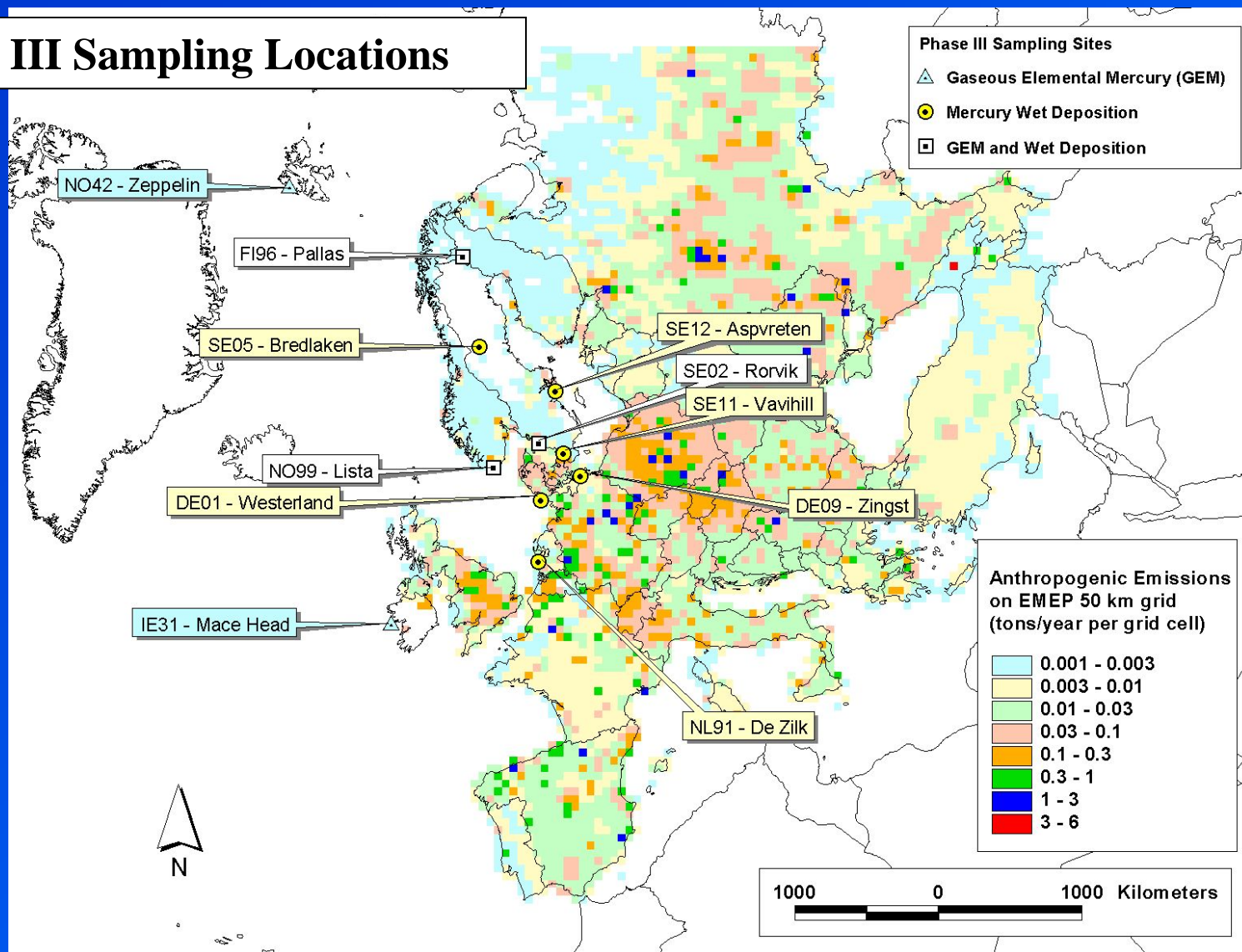
global natural Hg emissions 1800 t/yr →



EMEP Intercomparison Study of Numerical Models for Long-Range Atmospheric Transport of Mercury

Intro- duction	Stage I	Stage II			Stage III			Conclu- sions
	Chemistry	Hg ⁰	Hg(p)	RGM	Wet Dep	Dry Dep	Budgets	

Phase III Sampling Locations



EMEP Intercomparison Study of Numerical Models for Long-Range Atmospheric Transport of Mercury

Intro- duction	Stage I	Stage II			Stage III			Conclu- sions
	Chemistry	Hg ⁰	Hg(p)	RGM	Wet Dep	Dry Dep	Budgets	

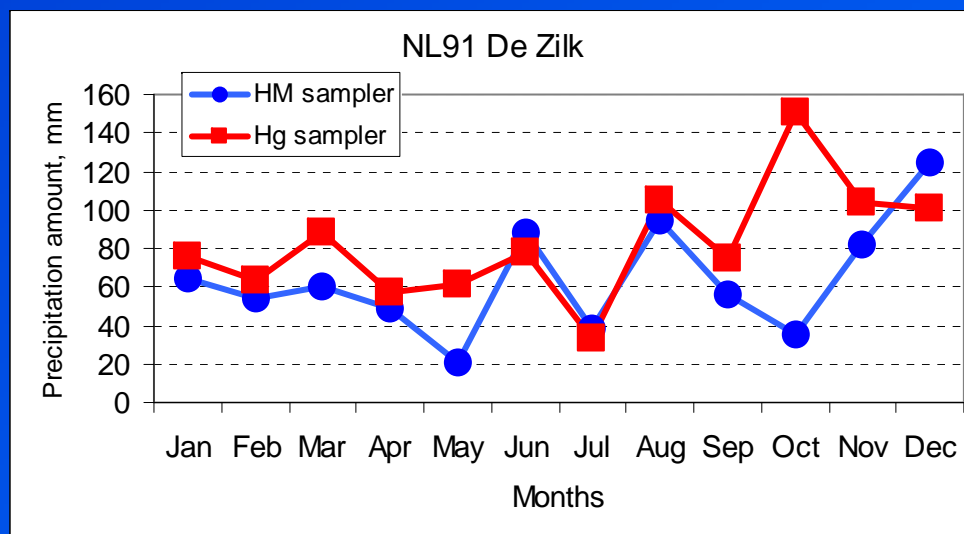
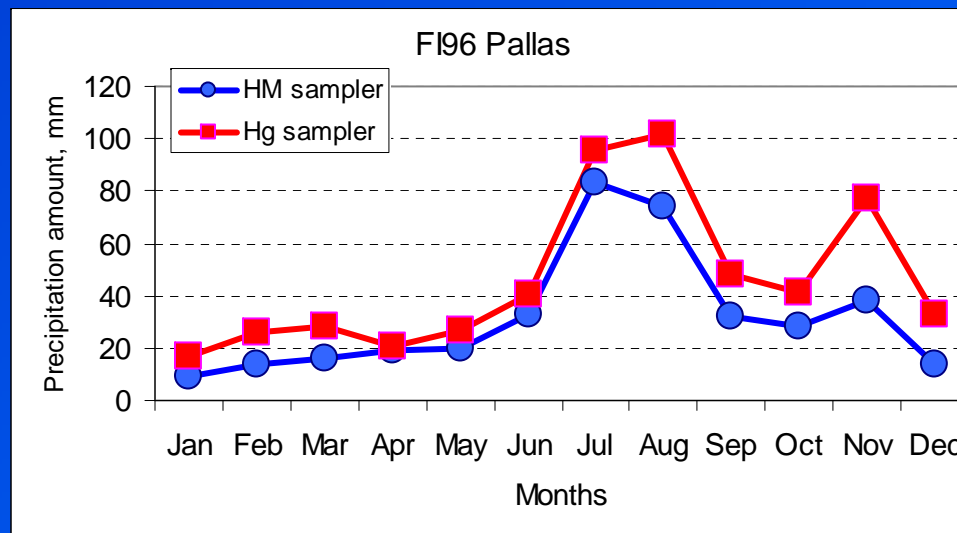
Due to resource constraints, not all models simulated the entire year 1999...

	Jan	Feb	Mar	Apr	May	Jun	Jul	Aug	Sep	Oct	Nov	Dec
CMAQ												
HYSPLIT												
ADOM												
MSCE-HM												
MSCE-HEM												
DEHM												
EMAP												

EMEP Intercomparison Study of Numerical Models for Long-Range Atmospheric Transport of Mercury

Intro- duction	Stage I	Stage II			Stage III			Conclu- sions
	Chemistry	Hg ⁰	Hg(p)	RGM	Wet Dep	Dry Dep	Budgets	

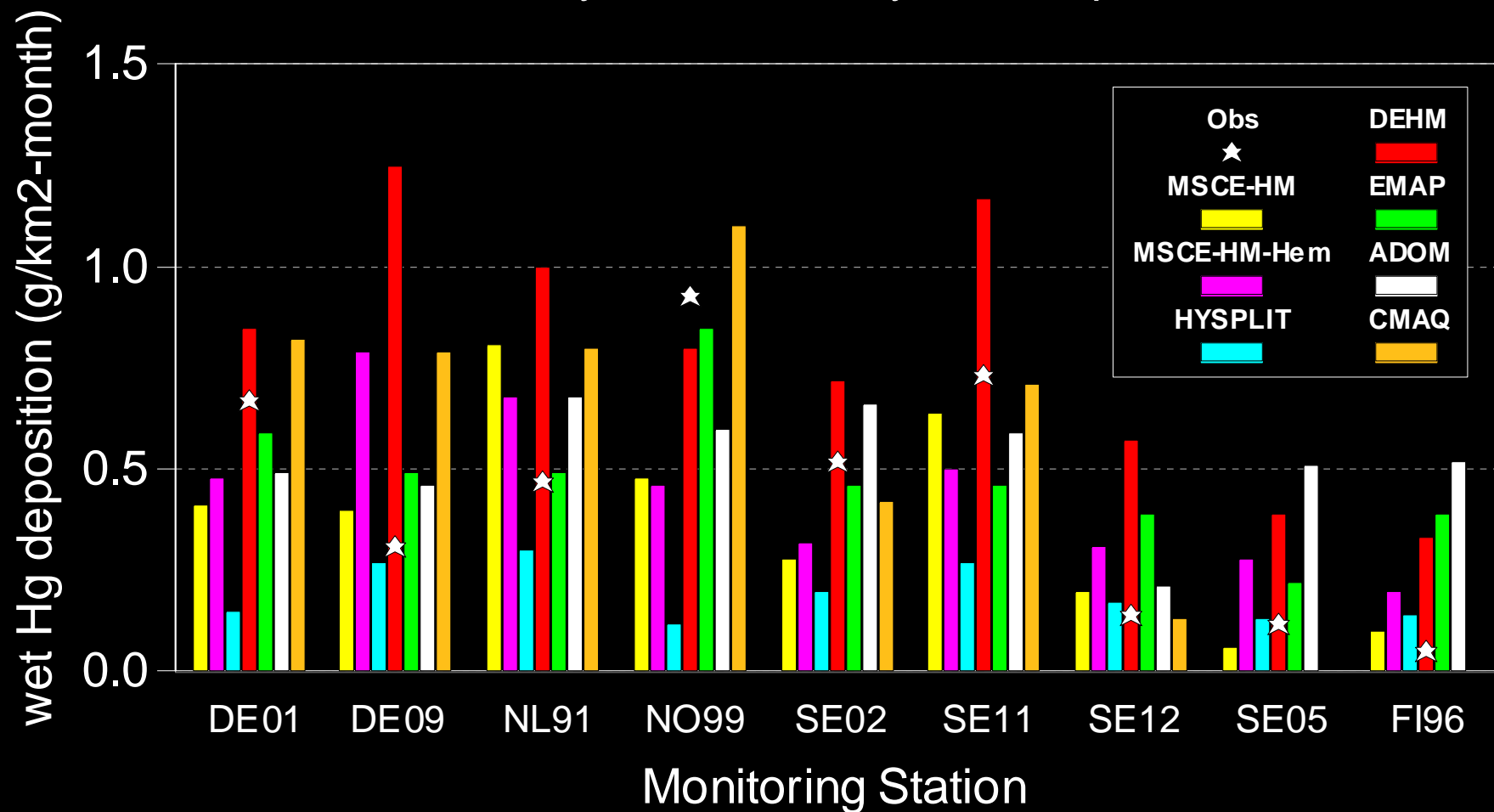
There are uncertainties in measurements -- even of precipitation amount...



EMEP Intercomparison Study of Numerical Models for Long-Range Atmospheric Transport of Mercury

Intro- duction	Stage I	Stage II			Stage III			Conclu- sions
	Chemistry	Hg ⁰	Hg(p)	RGM	Wet Dep	Dry Dep	Budgets	

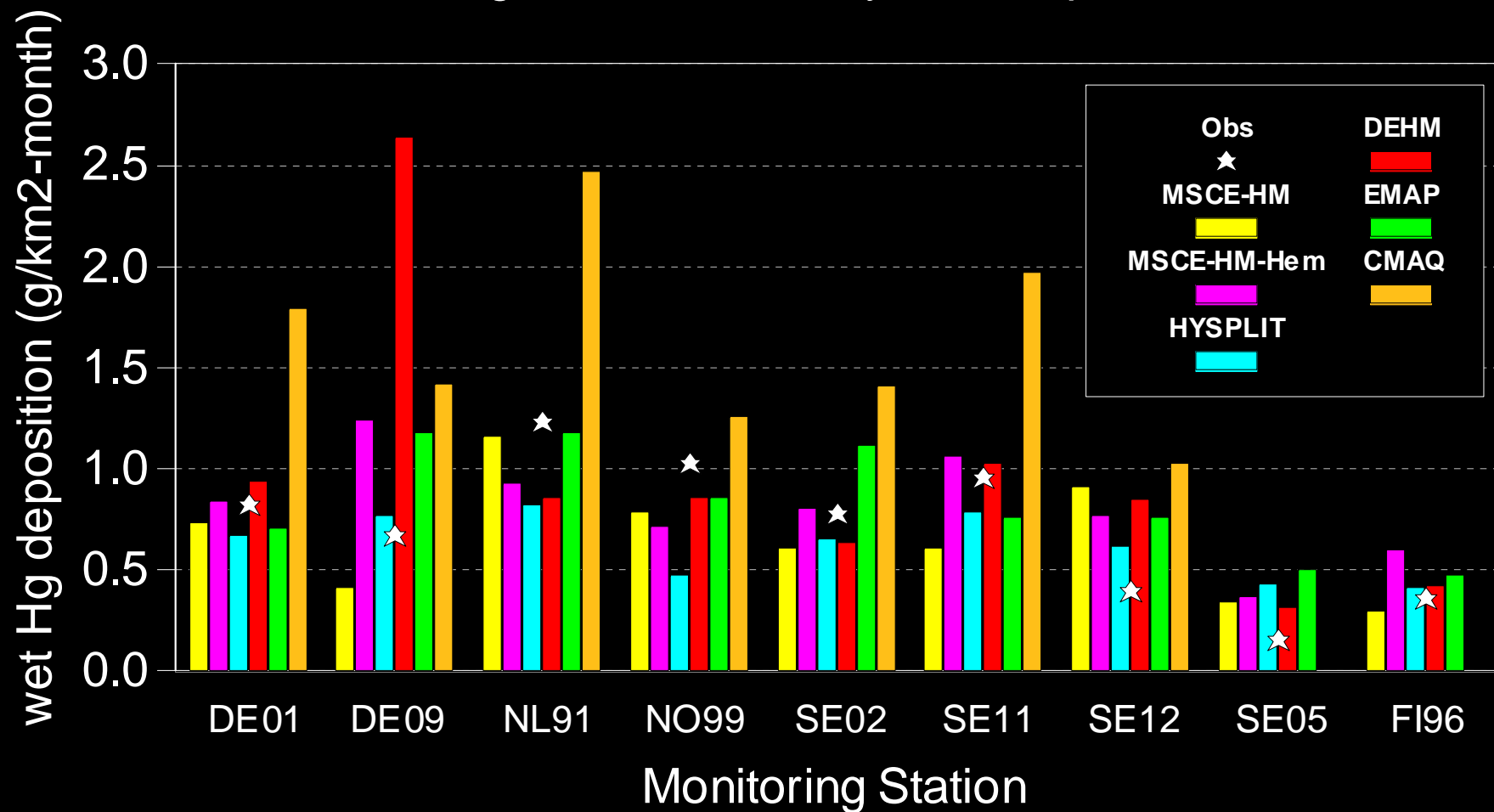
February 1999 Mercury Wet Deposition



EMEP Intercomparison Study of Numerical Models for Long-Range Atmospheric Transport of Mercury

Intro- duction	Stage I	Stage II			Stage III			Conclu- sions
	Chemistry	Hg ⁰	Hg(p)	RGM	Wet Dep	Dry Dep	Budgets	

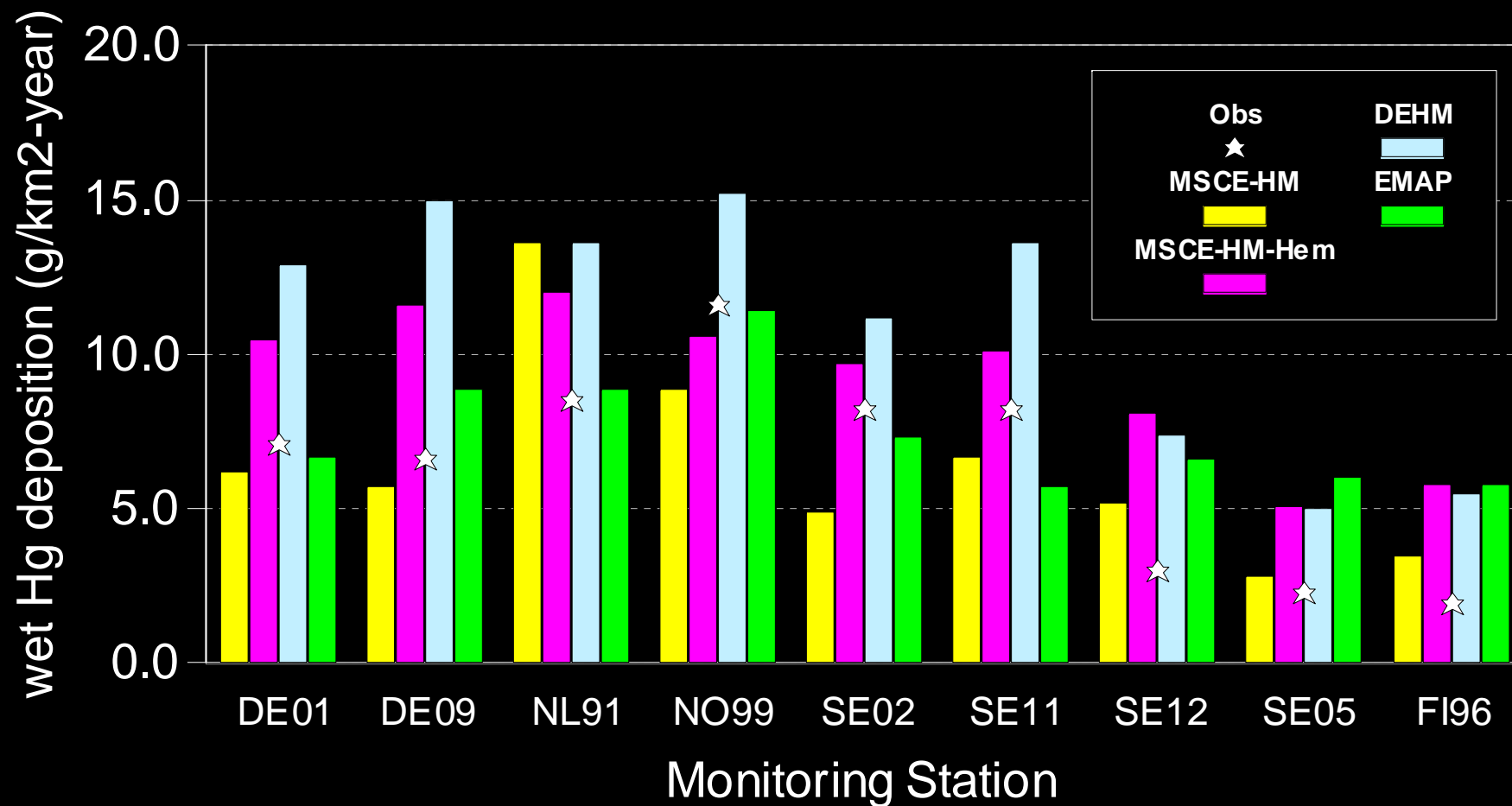
August 1999 Mercury Wet Deposition



EMEP Intercomparison Study of Numerical Models for Long-Range Atmospheric Transport of Mercury

Intro- duction	Stage I	Stage II			Stage III			Conclu- sions
	Chemistry	Hg ⁰	Hg(p)	RGM	Wet Dep	Dry Dep	Budgets	

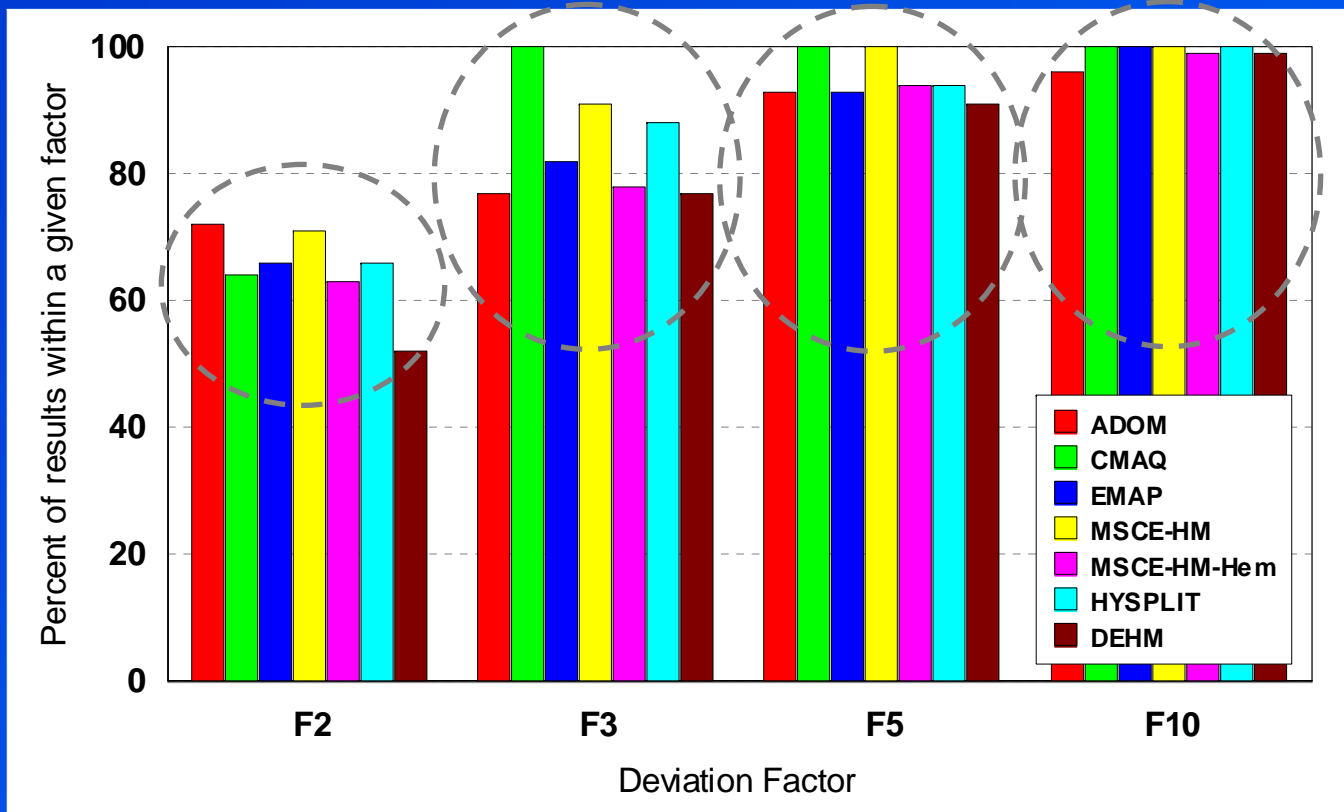
Full Year 1999 Mercury Wet Deposition



EMEP Intercomparison Study of Numerical Models for Long-Range Atmospheric Transport of Mercury

Intro- duction	Stage I	Stage II			Stage III			Conclu- sions
	Chemistry	Hg ⁰	Hg(p)	RGM	Wet Dep	Dry Dep	Budgets	

~60% within a factor of 2 ~80% within a factor of 3 ~90% within a factor of 5 ~100% within a factor of 10



Wet Deposition Summary

EMEP Intercomparison Study of Numerical Models for Long-Range Atmospheric Transport of Mercury

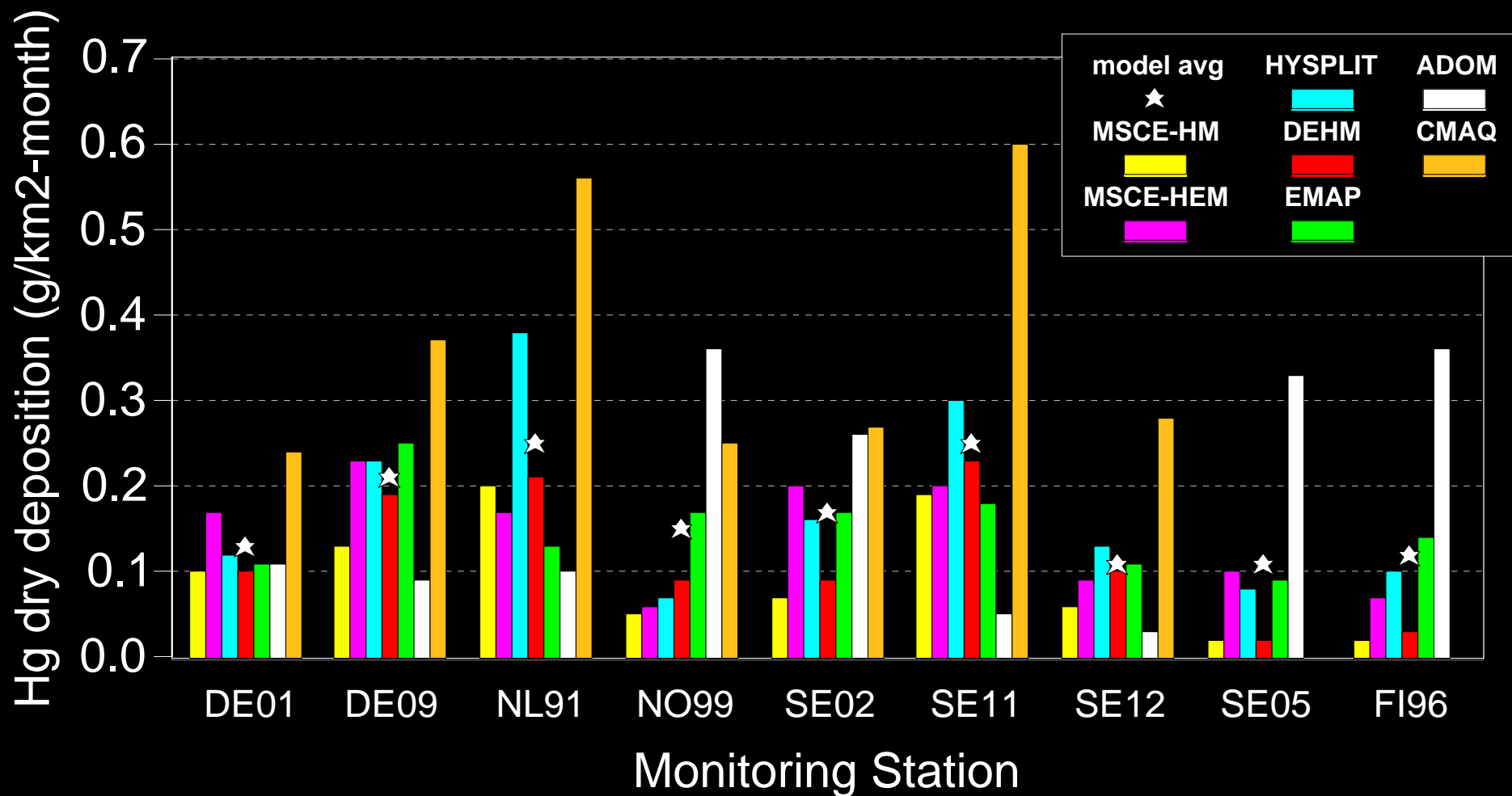
Intro- duction	Stage I	Stage II			Stage III			Conclu- sions
	Chemistry	Hg ⁰	Hg(p)	RGM	Wet Dep	Dry Dep	Budgets	

- For *dry deposition*, there are no measurement results to compare the models against;
- However, the models can be compared against *each other...*

EMEP Intercomparison Study of Numerical Models for Long-Range Atmospheric Transport of Mercury

Intro- duction	Stage I	Stage II			Stage III			Conclu- sions
	Chemistry	Hg ⁰	Hg(p)	RGM	Wet Dep	Dry Dep	Budgets	

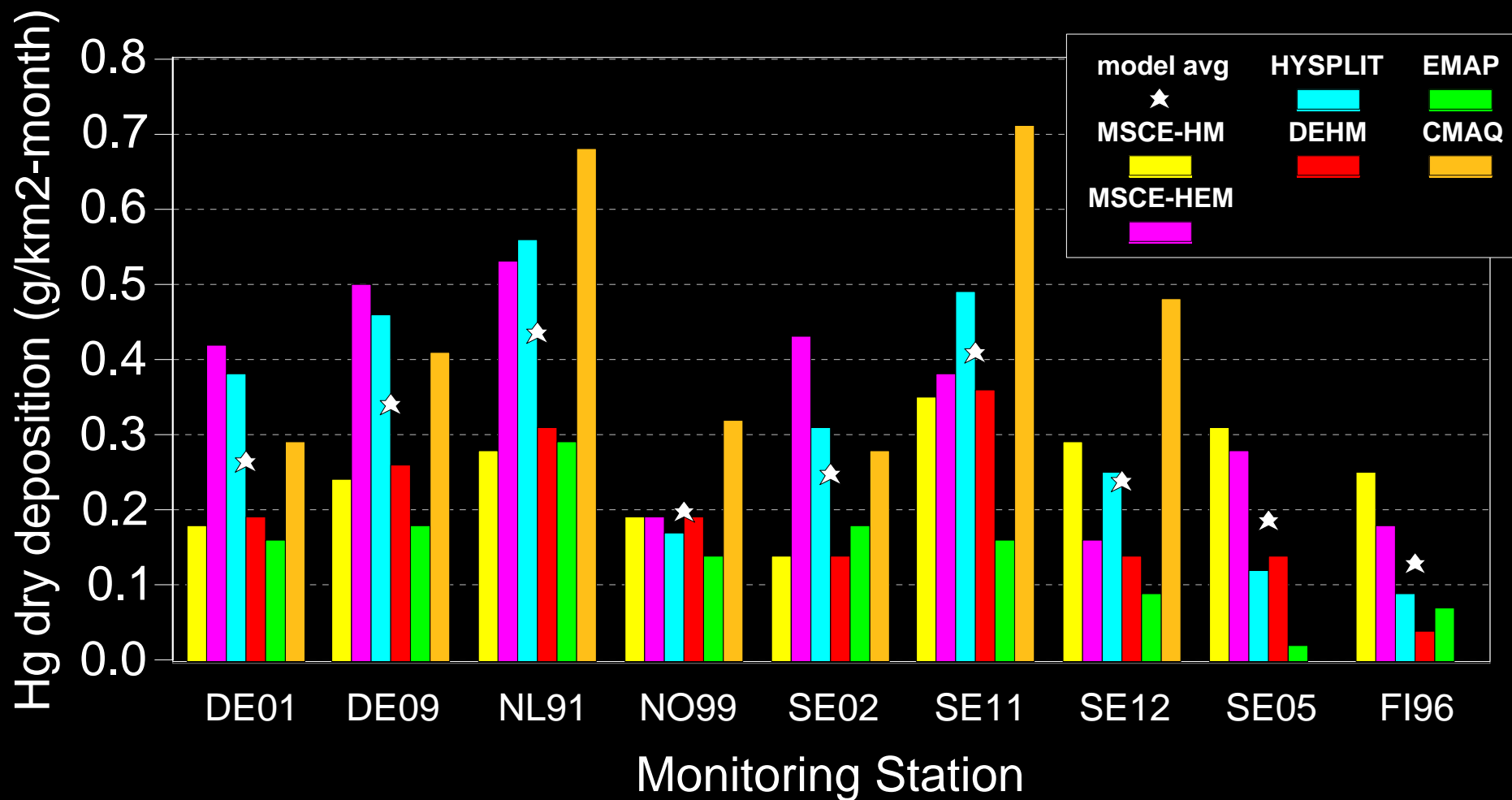
February 1999 Mercury Dry Deposition



EMEP Intercomparison Study of Numerical Models for Long-Range Atmospheric Transport of Mercury

Intro- duction	Stage I	Stage II			Stage III			Conclu- sions
	Chemistry	Hg ⁰	Hg(p)	RGM	Wet Dep	Dry Dep	Budgets	

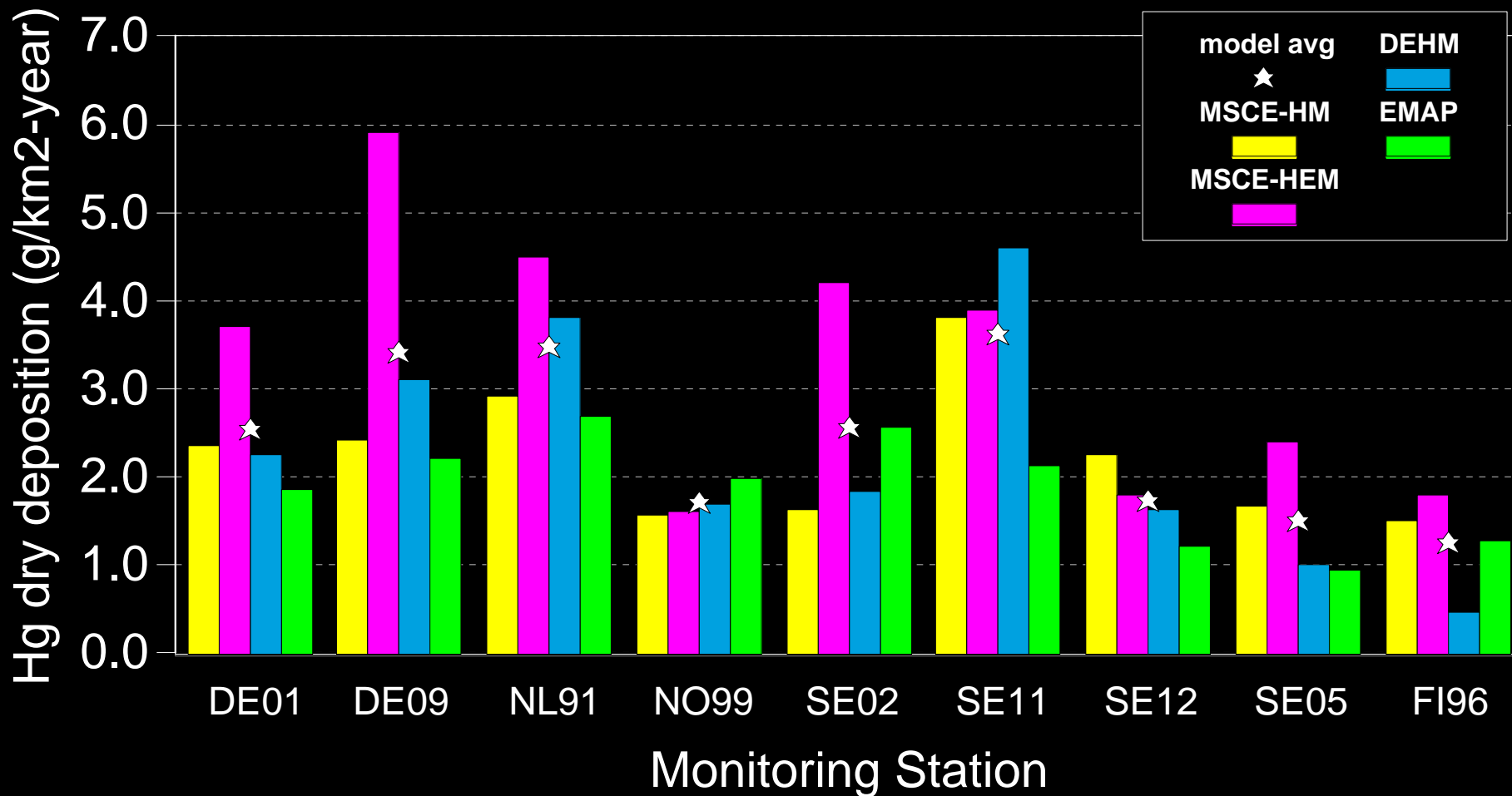
August 1999 Mercury Dry Deposition



EMEP Intercomparison Study of Numerical Models for Long-Range Atmospheric Transport of Mercury

Intro- duction	Stage I	Stage II			Stage III			Conclu- sions
	Chemistry	Hg ⁰	Hg(p)	RGM	Wet Dep	Dry Dep	Budgets	

Full Year 1999 Mercury Dry Deposition



EMEP Intercomparison Study of Numerical Models for Long-Range Atmospheric Transport of Mercury

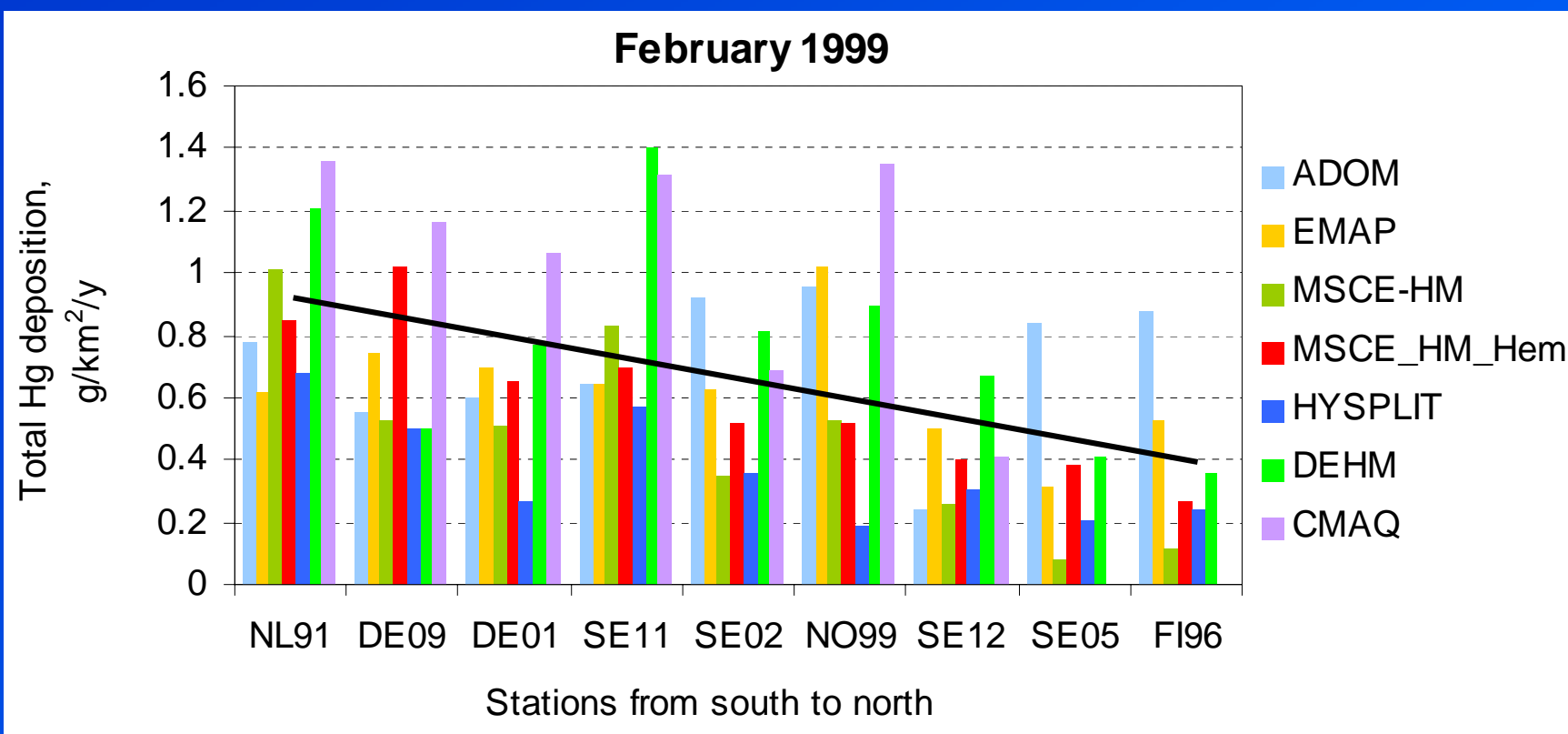
Intro- duction	Stage I	Stage II			Stage III			Conclu- sions
	Chemistry	Hg ⁰	Hg(p)	RGM	Wet Dep	Dry Dep	Budgets	

- In the following, the total model-predicted deposition (= *wet* + *dry*) is compared

EMEP Intercomparison Study of Numerical Models for Long-Range Atmospheric Transport of Mercury

Intro- duction	Stage I	Stage II			Stage III			Conclu- sions
	Chemistry	Hg ⁰	Hg(p)	RGM	Wet Dep	Dry Dep	Budgets	

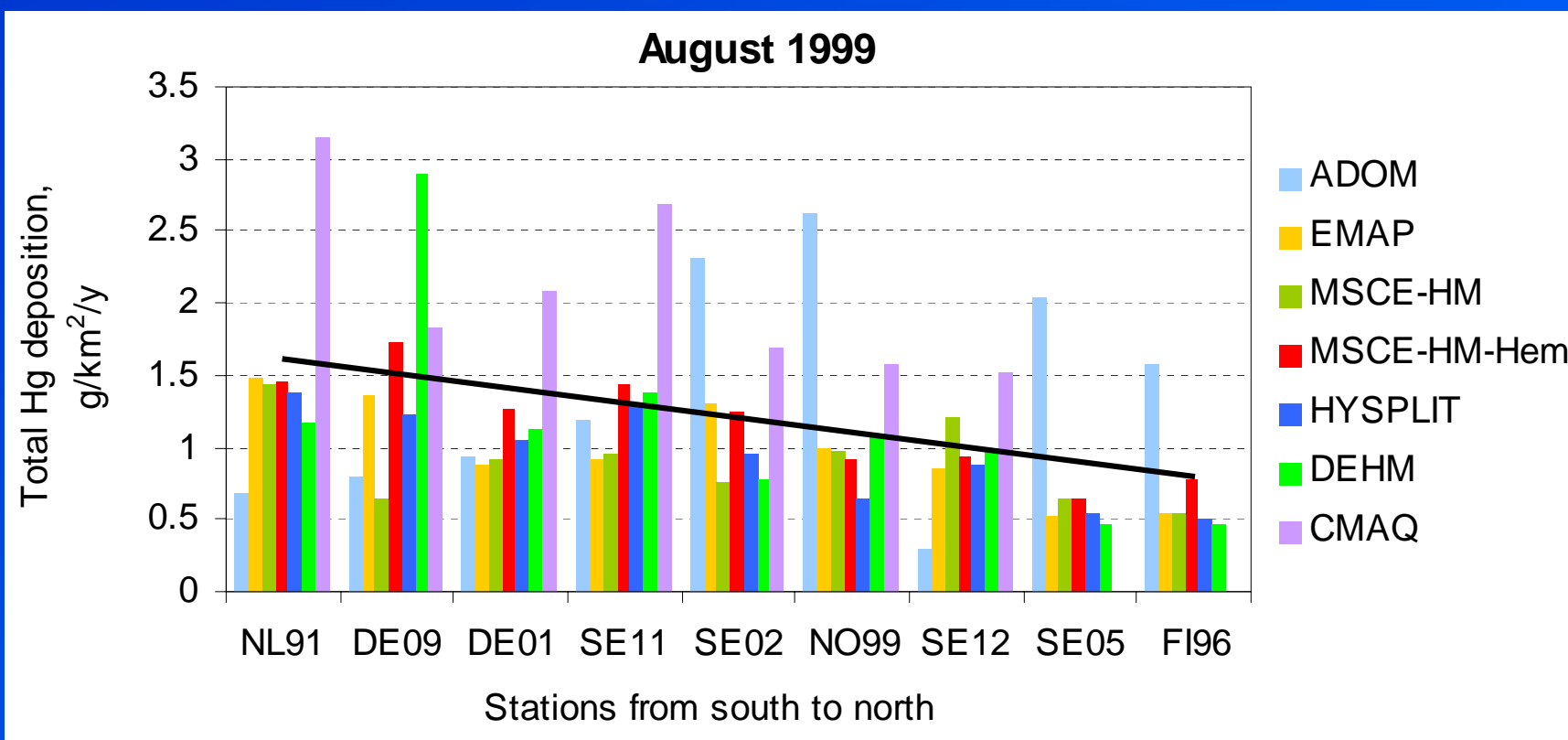
Total Modeled Hg Deposition (wet + dry)



EMEP Intercomparison Study of Numerical Models for Long-Range Atmospheric Transport of Mercury

Intro- duction	Stage I	Stage II			Stage III			Conclu- sions
	Chemistry	Hg ⁰	Hg(p)	RGM	Wet Dep	Dry Dep	Budgets	

Total Modeled Hg Deposition (wet + dry)

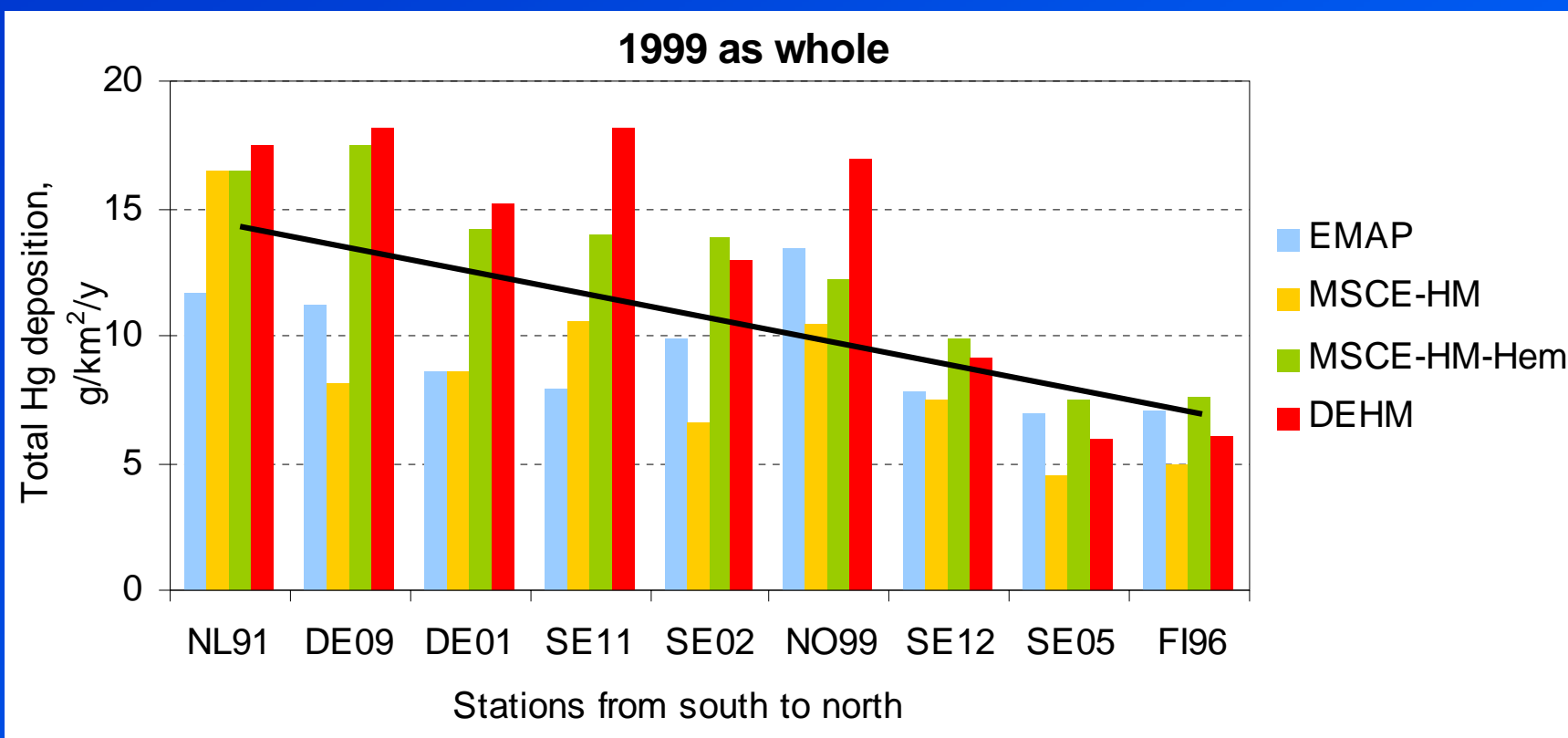


Note: ADOM was not run for August, so for this graph, ADOM results for July were used

EMEP Intercomparison Study of Numerical Models for Long-Range Atmospheric Transport of Mercury

Intro- duction	Stage I	Stage II			Stage III			Conclu- sions
	Chemistry	Hg ⁰	Hg(p)	RGM	Wet Dep	Dry Dep	Budgets	

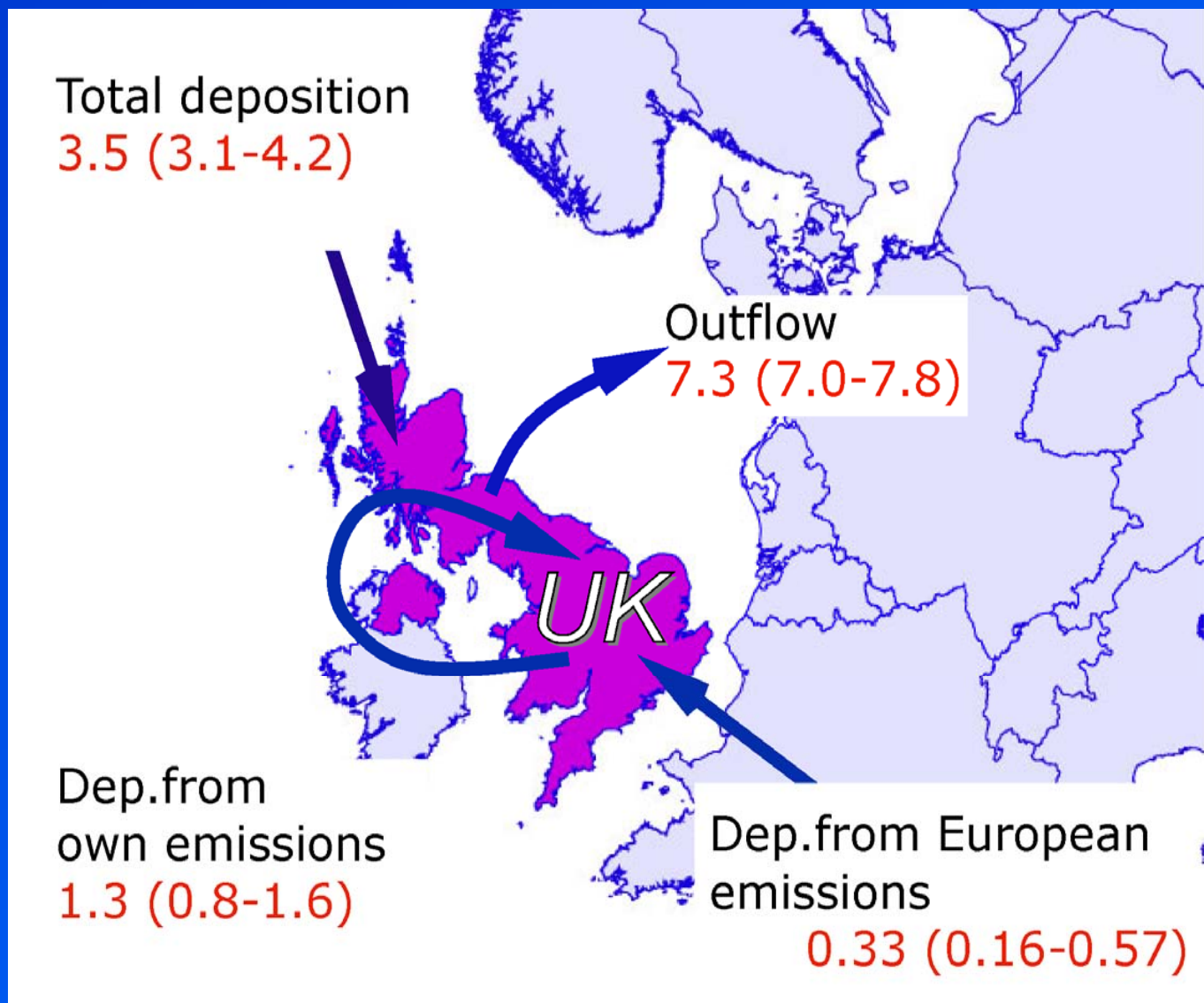
Total Modeled Hg Deposition (wet + dry)



EMEP Intercomparison Study of Numerical Models for Long-Range Atmospheric Transport of Mercury

Intro- duction	Stage I	Stage II			Stage III			Conclu- sions
	Chemistry	Hg ⁰	Hg(p)	RGM	Wet Dep	Dry Dep	Budgets	

**Main items
of mercury
atmospheric
balance for
the UK in
1999, t/yr**



EMEP Intercomparison Study of Numerical Models for Long-Range Atmospheric Transport of Mercury

Intro- duction	Stage I	Stage II			Stage III			Conclu- sions
	Chemistry	Hg ⁰	Hg(p)	RGM	Wet Dep	Dry Dep	Budgets	

**Items of Hg atmospheric balances for the countries in 1999, t/yr
[average modeled result (*with ranges in parentheses*)]**

Item	The UK	Italy	Poland
Total deposition	3.5 <i>(3.1-4.2)</i>	4.7 <i>(3.2-6.6)</i>	11.8 <i>(9.6-13.1)</i>
Dep. from own emissions	1.3 <i>(0.8-1.6)</i>	1.3 <i>(0.6-1.9)</i>	7.4 <i>(4.8-9.1)</i>
Dep. from European emissions	0.3 <i>(0.2-0.6)</i>	0.8 <i>(0.5-1.3)</i>	2.1 <i>(1.4-2.6)</i>
Outflow	7.3 <i>(7.0-7.8)</i>	8.4 <i>(7.9-9.2)</i>	18.2 <i>(16-21)</i>

EMEP Intercomparison Study of Numerical Models for Long-Range Atmospheric Transport of Mercury

Intro- duction	Stage I	Stage II			Stage III			Conclu- sions
	Chemistry	Hg ⁰	Hg(p)	RGM	Wet Dep	Dry Dep	Budgets	

EMEP model results in relation to the other models

Range	Deposition over polluted area in Feb 1999, g/km ²		Total deposition over the countries in Feb 1999, kg		
	Wet	Dry	The UK	Italy	Poland
Minimum	0.24	0.10	76	143	300
MSCE-HM	0.54	0.16	235	261	1070
MSCE-HM-Hem	0.65	0.19	170	164	730
Maximum	1.03	0.39	240	334	1190

EMEP Intercomparison Study of Numerical Models for Long-Range Atmospheric Transport of Mercury

Intro- duction	Stage I	Stage II			Stage III			Conclu- sions
	Chemistry	Hg ⁰	Hg(p)	RGM	Wet Dep	Dry Dep	Budgets	

Stage III Publication:

2005 Ryaboshapko, A., Artz, R., Bullock, R., Christensen, J., Cohen, M., Draxler, R., Ilyin, I., Munthe, J., Pacyna, J., Petersen, G., Syrakov, D., Travnikov, O. *Intercomparison Study of Numerical Models for Long Range Atmospheric Transport of Mercury. Stage III. Comparison of Modelling Results with Long-Term Observations and Comparison of Calculated Items of Regional Balances.* Meteorological Synthesizing Centre – East, Moscow, Russia.

Intro- duction	Stage I	Stage II			Stage III			Conclu- sions
	Chemistry	Hg ⁰	Hg(p)	RGM	Wet Dep	Dry Dep	Budgets	

Conclusions: Uncertainties in Mercury Modeling

- Elemental Hg in air - factor of **1.2**
- Particulate Hg in air - factor of **1.5**
- Oxidized gaseous Hg in air - factor of **5**
- Total Hg in precipitation - factor of **1.5**
- Wet deposition - factor of **2.0**
- Dry deposition - factor of **2.5**
- Balances for countries - factor of **2**

Intro- duction	Stage I	Stage II			Stage III			Conclu- sions
	Chemistry	Hg ⁰	Hg(p)	RGM	Wet Dep	Dry Dep	Budgets	

Conclusions

- **Based on this Intercomparison Study, EMEP operational models for mercury correspond to the most advanced scientific models in terms of formulation and with respect to the accuracy of modelling results;**
- **Based on this Intercomparison Study, EMEP operational models for mercury can provide useful, policy-relevant data in conjunction with the goals of the HM Protocol.**

Intro- duction	Stage I	Stage II			Stage III			Conclu- sions
	Chemistry	Hg ⁰	Hg(p)	RGM	Wet Dep	Dry Dep	Budgets	

Thanks!

- All of the participants in the mercury modeling study are grateful to MSC-East for their leadership and collegiality throughout the project
- The scientific community's understanding of atmospheric mercury and models have benefited greatly from this project