

"Still
The Second
Best Thing
About Payday"

The NIH Record

Leaving Fingerprints

Artist Joe Fitzgerald Unveils 'Shadows & Mists'

By Carla Garnett

When Joe Fitzgerald journeyed to Ireland for the first time in 1990, he'd already been successful in the fine arts for most of his 40 years. He'd also already established his "day job"—a rewarding federal career in graphic arts at the National Library of Medicine. So he didn't go to the Great Green Country with the idea of looking for his Muse, he went instead on a genealogical mission. He went looking for his roots. What he found became, over the next several years, a personal epiphany, part of which he's sharing in his one-man art show now through Mar. 24 at Studio Gallery in Washington, D.C.

In a small southwest Ireland town called Castleisland, there are dozens of faces familiar to Fitzgerald. They are the faces of strangers whose looks strangely mirror his own. They have his features and his complexion. "Incredibly, they all look like me," he said during a recent interview.


It was from that poor village in County

Protective Gear Urged For Children's Sports

Dental experts are reminding parents that kids risk broken teeth and other dental and facial injuries if they're not wearing protective face and mouth gear on the playing field. The reminder comes after the release of the first national data that shows kids do not consistently wear mouthguards and headgear during organized sports. The information was contained in a paper by researchers at the National Institute of Dental Research published in the January-February issue of *Public Health Reports*.

Injuries to the face and mouth, called orofacial trauma, include facial bone fractures, broken and knocked out teeth, jaw joint injuries, concussion, blinding eye injuries, permanent brain injury, and in rare cases, trauma that can result in death. Experts have not determined exactly how many sports-related orofacial injuries occur each year but it is estimated that almost one-third of all dental injuries are due to sports-related acci-

(See PROTECTIVE GEAR, Page 3)



Irish artist Joe Fitzgerald

Kerry that the Fitzgeralds emigrated first to Newfoundland in 1840 and then to Washington, D.C., in 1852. Once in D.C., according to Joe's sources, the family, ever involved in the liquor trade, eventually set up a saloon near Union Station and dubbed it with the family name. It was in Castleisland also that more than 130 years later, a fifth-

(See SHADOWS & MISTS, Page 4)

Panel Discusses Minorities in Biomedical Research

By Sharon Ricks

Our children should know that they belong in a line of people who have achieved," declared Dr. Francine B. Essien, speaking on "Black Scientists and the Biomedical Research Enterprise" Feb. 16 in Natcher Auditorium. "It's important because it acknowledges that we came from a culture of excellence. It tells us that this is a part of us. If they did it, I can do it."

Essien was named U.S. Professor of the Year for research and doctoral universities in 1994 by the Carnegie Foundation for the Advancement of Teaching. Her lecture and the panel discussion that followed were part of the "Science Working for Us" lecture series sponsored by the NIH Black Scientists Association in conjunction with the Black History Month planning committee.

Citing the contributions of Black scientists from the ancient Egyptians to the present, the developmental geneticist from Rutgers University noted that Black researchers have long contributed to this culture of scientific excellence. Dr. Ernest E. Just, a cell biologist who studied fertilization in marine animals; Dr. Percy Julian, a

(See ESSIEN, Page 6)

'Health Week' To Air Mar. 19

NIH has joined Maryland Public Television in developing and producing two half-hour pilot *Health Week* programs. The first pilot of this series, hosted by Cokie Roberts, aired Feb. 27 at 10:30 p.m. The second pilot, hosted by ABC's Karen Burnes, will air Mar. 19 at 10:30 p.m. on MPT (Channel 22 in most local viewing areas). *Health Week* is exploring the "weekly magazine" TV format to present valid, research-based health information to the American public. It also attempts to explain the purpose, methods and discoveries of biomedical and behavioral research as "news you can use."

(See HEALTH WEEK, Page 2)

May Also Compete

NCI's Larry Chloupek To Carry Olympic Torch

By Rich McManus

Larry Chloupek, an administrative officer for NCI's Pediatric Branch, has been chosen as one of 5,500 community heroes who will help bear the Olympic torch on a 15,000-mile journey from Los Angeles through 42 states to its destination in Atlanta for the start of this summer's Olympic Games.

The torch's ceremonial jaunt begins Apr. 27 in L.A. and ends during opening ceremonies for the Summer Olympics on July 19. Along the way, it will also be borne by 800 Olympic athletes and such celebrities as former President Jimmy Carter, country music singer Garth Brooks, and basketball stars Shaquille O'Neal and Juwan Howard.

Chloupek will get to carry the torch for 1 kilometer on June 19 during a leg of the torch tour originating in Philadelphia, then passing through Baltimore and Annapolis before heading into Washington, D.C.

(See TORCH CARRIER, Page 8)

HEALTH WEEK

(Continued from Page 1)

Each half-hour pilot consists of some 4-6 segments. Both intramural and grantee scientists of NIH were participants in these segments. Some of the intramural "stars" in the first program were Dr. Ron McKay of NINDS speaking about stem cells and spinal cord injury, and Dr. Ellis Unger and Dr. Steven Epstein of NHLBI explaining the use of angiogenesis as a possible treatment for heart disease. Pilot 2 will feature Dr. Dan Oren of NIMH cautioning about the use of melatonin, Dr. Robert Coghill and Dr. Gary Bennett of NIDR explaining their research in pain control, and Dr. Elise Kohn and Dr. William Stetler-Stevenson in Dr. Lance Liotta's NCI lab speaking about preventing angiogenesis as an approach to arresting cancer. Dr. George Uhl of NIDA also does a commentary on cocaine addiction in the second pilot. Some Clinical Center patients were featured in some of the segments, as well.

These pilots were audience-tested by the Viewing Lab operated by WGBH in Boston. The pilots each rated an overall 3.9 out of a possible 5 for sustaining viewer interest minute-by-minute. The Viewing Lab norm is 3.5. Post-viewing ratings for the pilots was in the 7.7 to 7.9 range out of a possible 10. This is much higher than the Viewing Lab norm of 6.4. What the viewers particularly liked was the accessibility of further information by phone, mail, or Internet provided at the end of each segment. They also enjoyed the comprehensible and in-depth presentation of ongoing biomedical and behavioral research that could have an impact on their own health.

The purpose of producing these pilots was to attract the interest of the rest of the PBS network and to demonstrate the feasibility of producing *Health Week* on a regular basis. Tom Flavin in the Office of Communications is coordinating NIH's participation in the project. He can be reached at tf4c@nih.gov or at 6-5787 if you have any comments or suggestions for future *Health Week* shows. "If MPT finds funders and this series takes off as a weekly show, we will need every good story idea at NIH. We can't start too early."

MPT is also the originator of such popular programs as *Wall Street Week*, with well-known host Louis Rukeyser, and *MotorWeek*, a half-hour news magazine devoted to the car industry.

NICHD Reorganizes Offices

NICHD director Dr. Duane Alexander has announced a new entity within his institute—the Office of Science Policy, Analysis and Communication within the Office of the Director.

This office consolidates the former Office of Science Policy and Analysis and the Office of Research Reporting under the leadership of the former OSPA director, Judith Whalen. Her title is changed to associate director for science policy, analysis and communication. Mona Rowe has been appointed deputy director of the office.

The functions and staff of the previous ORR are reorganized into the Public Information and Communications Branch in OSPAC; Clarissa Wittenberg is branch chief. The newly renamed Referral and Program Analysis Branch is headed by Darlene Levenson. □

Skills Development Curriculum Offered

The administrative skills development curriculum is being offered in 1996. The curriculum is open to all NIH administrative staff in one-grade-interval jobs who have ICD approval and funds authorization.

All participants will take part in a workshop, "Planning for Career Advancement for Administrative Support Staff." Participants will use data from professionally administered assessments to formulate individual development plans. These plans, approved by participant's supervisors and personnel offices, will guide curriculum participants through the program. A minimum of six courses must be completed in 3 years to receive a certificate of completion. At least two courses must be taken each year.

The deadline for submitting training nominations is Apr. 2. Participants will receive a confirmation letter from the Division of Workforce Development.

For more information, contact: Pauline Irwin, Division of Workforce Development, OHRM, 2-3385, email: irwinp@odepsm1.od.nih.gov. □

Learn To Sail

Join the fun with the NIH Sailing Association—basic training classes start Wednesday evening, Apr. 10. Cost is \$110 plus \$35 club membership dues. Course includes six evening classroom sessions, a Saturday morning orientation at the marina and three or four weekday afternoons on South River near Annapolis, with two students and one instructor in the club's Flying Scots (19-foot sloop-rigged centerboard daysailers). Students completing basic training qualify to sail these boats for very low charter fees.

Students must be NIH/NOAA employees, patients, or contractors, as well as R&W members. Application forms (class and membership) and more information on the sailing club are available at the R&W Activities Desk in Bldg. 31. □

Eating Study Recruits Women

Non-obese women ages 18-55 will be paid \$50 to participate in a USUHS study examining eating patterns. You do not have to be a "perfect" weight to participate. The study involves keeping an eating diary for 2 weeks and completing assessments. For more information, call Dr. Tracy Sbrocco, (301) 295-3672, and leave a message. □

The NIH Record

Published biweekly at Bethesda, Md., by the Editorial Operations Branch, Division of Public Information, for the information of employees of the National Institutes of Health, Department of Health and Human Services. The content is reprintable without permission. Pictures may be available on request. Use of funds for printing this periodical has been approved by the director of the Office of Management and Budget through September 30, 1996.

NIH Record Office
Bldg. 31, Room 2B-03
Phone 6-2125
Fax 2-1485

Editor
Richard McManus
rm26q@nih.gov

Assistant Editor
Carla Garnett
cg9s@nih.gov

Correspondents:

CC, Sara Byars
DCRT, Paula Ptacek
DRG, Lynne Williams
FIC, Irene Edwards
NCI, Patricia A. Newman
NCHGR, Leslie Fink
NCRN, Lori Mulligan
NEI, Linda Huss
NHLBI, Louise Williams
NIA, Vicky Cahan
NIAAA, Ann M. Bradley
NIAID, James Hadley
NIAMS, Janet Howard
NICHD, Carol Florance
NIDA, Mona Brown
NIDCD, Gail Blatt
NIDDK, Lisa Schwartzbach
NIDR, Mary Daum
NIEHS, Thomas Hawkins
NIGMS, Susan Athey
NIMH, Marilyn Weeks
NINDS, Shannon E. Garnett
NINR, Marianne Duffy
NLM, Roger L. Gilkeson

The NIH Record reserves the right to make corrections, changes, or deletions in submitted copy in conformity with the policies of the paper and HHS.

Cervical Cancer Conference Convenes

The National Cancer Institute and the NIH Office of Medical Applications of Research are sponsoring a Consensus Development Conference on Cancer of the Cervix, Apr. 1-3. Like other consensus development conferences, the meeting will generate a statement summarizing the conclusions of an expert panel regarding current, critical issues.

On the agenda of the conference, which will take place at the Natcher Bldg., are major treatment and quality of life issues. For women with early-stage cervical cancer, these include pretreatment imaging, the role of lymph node resection, primary surgery and radiotherapy, and adjuvant treatment. In advanced-stage disease, critical issues include optimal radiotherapy techniques, neoadjuvant and concomitant chemotherapy, pelvic exenteration, and

palliative treatment.

The panel of experts will also consider screening patterns and technology, the Bethesda classification for Pap smears, and the management of human papillomavirus infection and pre-invasive disease. One of the primary questions before the panel is how to strengthen prevention efforts.

A draft consensus statement will be available shortly after the conference ends on Apr. 3. To obtain a copy, call 800-644-6627. NIH consensus conference statements are also accessible on the Internet's World Wide Web, by pointing the browser to the NIH Homepage at <http://www.nih.gov> and selecting "Health Information."

To register for the conference, contact Annette Besignano, Technical Resources Inc., (301) 770-0610. □

PROTECTIVE GEAR

(Continued from Page 1)

dents.

The data on children and protective gear were extracted from the 1991 National Health Interview Survey conducted by the National Center for Health Statistics. NIDR researchers analyzed the answers of parents or guardians of 9,630 children ages 7 to 17 responding to questions about their kids and sports. Data on the sample population were used to estimate how many of the approximately 38 million school-age children in the U.S. play certain sports and whether the kids wear protective headgear and mouthguards.

An estimated 14 million schoolchildren play at least one organized sport, with over one-fourth of that group involved in two or more sports, according to the authors. Baseball and softball are the most popular organized children's sports in the U.S. The researchers reported that almost a quarter of school-age kids play some form of the national pastime.

Among the youngsters who play baseball or softball, 35 percent wear headgear and 7 percent wear mouthguards all or most of the time. Children at or below the poverty level wore headgear less often than their more affluent peers. Mouthguard use in baseball differed by race, with African American youngsters wearing protective mouthguards more often than white children. High school students were more likely to wear mouthguards than

kids in elementary school during baseball or softball.

Almost 5 million youngsters play soccer, the second most popular sport among school-age children, according to the survey. Only 4 percent of soccer players wore headgear and 7 percent wore mouthguards all or most of the time. Mouthguards were worn more often by high school athletes than by elementary schoolchildren playing soccer.

In football, the third most popular sport played by youngsters, nearly three-fourths of kids wore protective headgear and mouthguards all or most of the time. "Part of the reason for the use of protective equipment in football is rules established in the early 1960's requiring use of mouthguards and headgear," said Ruth Nowjack-Raymer, the study's lead author. "Before that time, half of all football injuries were to the mouth and face. Now, facial and dental injuries account for less than 2 percent of injuries in football."

High school players wore both headgear and mouthguards more often than younger players during football. Youngsters who lived above the poverty level and those whose parents had more education were more likely than other children to wear headgear.

Based on the findings, the authors say that enforcing rules and regulations already on the books could help decrease

Dr. Linda Thomas has joined the NIDR Division of Extramural Research as director of the Craniofacial Development and Disorders Program. A California native, she earned her bachelor's degree in biology from Sonoma State University in Rohnert Park, Calif. She did her graduate research at the University of California, San Francisco School of Dentistry and the UCSF School of Medicine, where she received her Ph.D.

sports injuries. The researchers also suggested advising parents and coaches of the potential for injury during sports and the importance of head and mouth protection. Educating coaches is particularly important, Nowjack-Raymer said, since research has shown that they greatly influence the behavior of their student-athletes.

Another consideration in attempting to increase the use of protective gear is product design. Mouthguards, for example, must be engineered to be comfortable, functional, and able to accommodate growing children's mouths and orthodontic appliances, the researchers noted. □

Volunteer Mothers Needed

The section on behavioral endocrinology, NIMH, is seeking female volunteer mothers between ages 18 and 40 who either have no psychiatric history of depression or who have had one or more episodes of postpartum depression following a full-term pregnancy. Volunteers must be free of medical illnesses and not taking any medication on a regular basis. Volunteers may be asked to participate in a 6-month protocol investigating the effects of ovarian and stress hormones on brain and behavior in an endocrine model of pregnancy. All volunteers will be paid. For information, call Dr. Miki Bloch, 6-9675. □

SHADOWS & MISTS

(Continued from Page 1)

generation Washingtonian discovered the craggy, misty climes of Ireland's wet, lonely southwestern coastline and the power to translate them to pastels. Once again, this time in the 20th century, an inspired Fitzgerald would leave the old country and evoke his heritage in America.

"I've been involved in art for as long as I can remember," recalled Fitzgerald, clad coincidentally in a green sweater. "I'd been working mainly in oils up until that point and hadn't been completely satisfied. I found it really frustrating. I would see the images in my head, but they would never be just right once I got them onto the canvas. Then, during my trip, I decided to try pastels. I found I liked the idea of leaving fingerprints in my work."

The grainy, smudginess of pastels seemed uniquely suited to depicting the damp, otherworldly atmosphere Fitzgerald sees on his travels, he said. His second solo show—"Shadows & Mists"—of Irish pastels (his first show in 1993 sold out) includes landscapes such as "Looking Out Toward the Skelligs" and "From Valentia Island," from his most recent trip in late 1993. Another voyage to Ireland is scheduled for later this year. Having done one-man shows at several area galleries since 1987 including the Franz Bader Gallery and the NIH Gallery in Bldg. 10, Fitzgerald's current exhibition is his ninth solo show

NIH Observes Women's History Month, Mar. 29

March is National Women's History Month. This year's theme, "See History in a New Way," invites participants to discover the contributions of women, an essential part of our nation's history.

Celebrate the achievements of women by attending a program on Mar. 29 from 11:30 a.m. to 1 p.m. in the Clinical Center's Masur Auditorium with keynote speaker Kathleen Kennedy Townsend, Maryland's first female lieutenant governor.

Townsend's mission is to build safe communities across the state through a strategy of effective punishment, policing and prevention. The backbone of the strategy is to create new partnerships between citizens, police, the business and religious communities and govern-

overall in a town he said is not particularly kind to artists.

"It's my theory that in Washington words are more important than pictures," he commented, jovially. "I don't know one Washington artist who doesn't have a day job."

Currently in his day job, Fitzgerald and his three NLM colleagues in the nether regions of the Lister Hill Center are tackling what he describes as his most fascinating and challenging project there to date: They're illustrating the various dissections of the Visible Humans,

"I found I liked the idea of leaving fingerprints in my work."

NLM's completely digitized male and female. The artwork has never been done before. It requires the time and talents of the entire graphics unit. Exploring new territory. Covering something new, a little different. It seems to have Fitzgerald's fingerprints all over it.

"Searching for his ancestors, he found not the bodies, but the souls." That's how Fitzgerald describes his familial and artistic discoveries in his bio, which could just as easily read: Irish. Artist. Irish artist, body and soul. □

ment agencies.

Along with key legislators, Townsend led a campaign to tighten Maryland's drunk driving laws. She has also launched a full-scale inquiry into the adequacy of the state's effort to combat domestic violence. The Maryland Family Violence Council will develop and implement the strongest possible system of laws, policies and coordinated community programs that protects victims, holds abusers accountable and breaks the cycle of domestic violence between genera-

tions.

Townsend has taught at the University of Maryland-Baltimore County, at Essex and Dundalk community colleges and at the University of Pennsylvania. She is a

Dr. Jon Wigginton recently received the 1995 President's Award at a meeting of the Society of Biological Therapy in Williamsburg, Va. He won the award in an oral competition in which he presented new data showing that the combination of interleukin-12 and pulse interleukin-2 has rapid and potent antitumor effects against several well established mouse tumors. He came to the NCI Pediatric Branch in 1992 as a clinical fellow and in 1993 joined the experimental therapeutics section, Laboratory of Experimental Immunology at the NCI-FCRDC.

FAES Concert Set, Mar. 17


The final concert of the 1995-96 FAES Music Series features Pamela and Claude Frank, violin and piano, at 4 p.m. on Sunday, Mar. 17 in Masur Auditorium, Bldg. 10. Tickets are \$20 at the door; \$10 for students. For more information call 6-7975. □

long-time advocate for children and families, a life-long champion of environmental conservation and a strong proponent of international trade and economic development.

The program will include a poster presentation showing the achievements of women scientists throughout history. The observance is sponsored by the Clinical Center and the Office of Research on Women's Health with support from NEI, NIAAA, NICHD and NLM. For more information, call Deborah Dozier-Hall, 6-1252. □

Treatment for Panic Attacks

People currently experiencing panic attacks may be eligible for a free treatment outcome study evaluating nondrug treatments for panic and anxiety. For more information call Jack Trakowski at the USUHS department of medical and clinical psychology, (301) 295-3651. □



Kathleen Townsend

Gene Isolation Shortcut Uncovered

In a step that could speed gene research and that could help in the development of gene therapies, scientists at NIEHS have found a way to isolate and clone genes and other chromosome fragments directly. The method bypasses the lengthy, indirect and cumbersome methods in current use.

The approach was developed in the laboratory of Dr. Michael Resnick, in collaboration with two visiting Russian scientists, Drs. Vladimer Larionov and Natasha Kouprina, who are on leave from the Institute of Cytology in St. Petersburg.

Noted Dr. Francis Collins, director of NCHGR, which helped fund the research, "This method will help us to focus on specific regions of human chromosomes in order to better understand origins of disease and to develop diagnosis of genetic diseases."

The new method relies on cloning DNA, the chemical of inheritance, into yeast cells—the same cells that make bread rise. Resnick said, "We can now rapidly isolate specific fragments of

human genetic material. Using this new method, the isolated genes and DNA fragments can subsequently be manipulated and engineered."

The old way of isolating specific DNA fragments or genes involved randomly cutting the DNA from cells into many thousands or millions of pieces. The pieces were then treated so that they could be cloned into yeast or bacteria. Each cloned piece had to be examined to find the wanted fragment or gene.

The new approach exploits the natural ability of yeast cells to find and combine similar DNAs whether the DNA is from humans, animals or plants. This recombination process has been a central topic in Resnick's laboratory for many years.

Human DNAs are introduced (transformed) into yeast cells along with a very small piece of the gene or fragment that is wanted. Only DNA that matches the small piece are maintained, or cloned, as yeast cells reproduce.

The investigators have used this approach to isolate DNA regions from chromosomes 10, 16, and 22, regions

that include several known disease genes. The cloning method is called TAR, which stands for transformation-associated recombination.

"In thinking about this cloning method," Resnick said, "we liken the genetic material to a bag of different colored marbles and each marble has a small amount of information. Previously each marble had to be isolated in a separate box and then the color could be determined. Now, all the marbles of a desired color can be isolated in a box and the rest can be thrown away."

"TAR cloning provides a potentially powerful new method for selectively cloning specific genes or other chromosome segments from the total genome," said David A. Smith, manager of the Department of Energy's Human Genome Program, which provided partial support initially for Larionov and Kouprina's efforts at NIEHS.

Added Resnick, "This approach is expected to provide opportunities to better understand errors in genetic diseases as well as to aid in the isolation of chromosomal material to be used in gene therapy." □

Software Simplifies Animal Information Management

Scientists who use animals in research now have access to computer software that speeds and simplifies animal data management.

The animal information management systems (AIMS) team, a joint effort of DCRT and NCRR, has developed an electronic version of the NIH animal study proposal (ASP) form. The electronic ASP mimics the standard paper form and has a complete set of instructions and NIH animal research advisory committee guidelines accessible via the Windows help screen.


The electronic ASP eliminates the need for duplicate data entry, enables rapid electronic transfer of animal data, speeds data search and retrieval, and expedites the revision process. The software provides standard Windows features in addition to a "form fill" format with word processing capabilities. Once the electronic ASP is installed on a PC or network, you can email completed forms to institutional animal care and use committees for processing. There, information can be transferred electronically to an animal facility database.

Try out the electronic ASP at the DCRT Scientific Computing Resource Center in Bldg. 12A, Rm. 1050, by making an appointment by calling 4-DCRT (4-3278). For more information and copies of the application, call Jim Greene, 2-2634. □

PC Session Features Architectural Management Group

On Thursday, Mar. 14, 10-11:30 a.m., Lipsett Amphitheater, Bldg. 10, David Songco of DCRT will report on the efforts of the architectural management group, with emphasis on desktop systems including PC and Mac.

The AMG, which comprises senior technical and managerial staff appointed by executive officers from each ICD, has as its primary goal to achieve consensus on standards for an NIH-wide technical architecture that will promote interoperability among NIH systems while meeting NIH and ICD scientific and business requirements for computing and networking. This includes defining the specifications for email, network operating systems, client/server technology, desktop platforms, security, network protocols, and data integrity. Adoption of standards can significantly reduce costs and facilitate implementation of applications and software distribution. □



Dr. Eugene Vigil was recently hired by NIGMS to administer grants in the Division of Minority Opportunities in Research. He is a cell biologist whose work has focused on the development and function of intracellular organelles, especially peroxisomes. Before joining NIGMS he worked at the Agriculture Department's Climate Stress Laboratory in Beltsville. He is of Navajo ancestry and has received awards both for his scientific expertise and for his efforts to increase the number of underrepresented minority scientists.

ESSIEN

(Continued from Page 1)

chemist who isolated parts of steroids; and Dr. Jane Wright, a chemotherapy researcher, were mentioned, along with contemporary experts such as Dr. Janice Douglas, who is researching hypertension, and Dr. James R. Gavin, a diabetes researcher and member of NIDDK's advisory council.

Essien noted that the "invisibility" of Black scientists is due to the nature of the scientific establishment, where names, but not pictures, appear on papers. She said if she had known that Just was Black when she was in graduate school, it would have had a positive influence on her. Despite the current shortage of postdoctoral positions, Essien

stressed the importance of encouraging young Black and Hispanic people to study science so they will be prepared to meet the needs of future generations.

Freddie A. Brown, Sr., a retired NIDDK employee, introduced a group of about 30 young scientists from six historically Black colleges and universities who are taking an FAES course in immunology at NIH.

"These are the little giants who are going to take the place of bigger giants," he said. He also praised NIDDK for its program training high school science teachers and students from the District of Columbia.

Another highlight of the program was the panel of distinguished Black scientists and science administrators that discussed various topics related to minorities in research. Noting the underrepresentation of

Panelists included (from l) former NIH deputy director Dr. Thomas Malone, NIDDK's Dr. Wayne Bowen, keynote speaker Dr. Francine Essien of Rutgers, and Dr. Herbert Nickens of the Association of American Medical Colleges.

Blacks and Hispanics in the biomedical research enterprise, the panel pointed out the impact of African Americans on the quality of science, the importance of the influence of parents and mentors, the need for access to the Internet and other information sources, and college preparation.

Dr. Thomas Malone, former NIH deputy director, served as moderator. Other panelists were Dr. Wayne Bowen, a tenured scientist in NIDDK's Laboratory of Medical Chemistry, and Dr. Herbert Nickens, a vice president of the Association of American Medical Colleges. □

Freddie A. Brown, Sr. (l), a retired NIDDK employee, introduced a group of about 30 young scientists from six historically Black colleges and universities.

R&W's on the Web

NIH's Recreation and Welfare Association has a new address. No, they haven't moved their offices, but they have made a home on the World Wide Web. At the site www.EMP-REC-SERV.com, you will have access to information on current R&W events, ticket sales, clubs, store items, fitness center operations, and much more. In addition, the site is home to the recreation associations of 24 other government agencies, including National Naval Medical Center, Department of Agriculture, Department of Transportation, and the Pentagon.

While you're visiting the R&W web site, you might want to check out the button labeled "Motor Vehicle Certification Program," a no-charge car-buying service available to R&W members. Other buttons activate information on computer products, hotel chains and home mortgage information.

R&W plans to update its information monthly, so make sure to stop by at least once a month. It also plans to add email capability in the near future. Check it out! □

NIAID Fellow Chitnis Receives 1995 Young Investigator Award

Dr. Chetan E. Chitnis, a Fogarty International fellow in NIAID's Laboratory of Parasitic Diseases, recently received one of five 1995 Young Investigator Awards from the American Society for Microbiology for his contributions to the understanding of pathogenesis in malaria. His work at NIH has concentrated on the parasite that causes malaria. A family of proteins allows the malaria parasite to bind to and invade red blood cells. Chitnis' work identified the regions of these molecules that mediate binding and found a variant antigen in the parasite that is involved in adherence of infected red cells to endothelium, protecting them from the killing action of the spleen. This research could lead to the development of new therapies that would interfere with the binding process and alleviate the disease. □

Items Sought for Annual PEF Auction, Apr. 30

The R&W is soliciting items to be donated for the annual Patient Emergency Fund auction, which will be held on Tuesday, Apr. 30 in the Visitor Information Center, Bldg. 10. All proceeds benefit the fund that provides financial assistance to NIH patients undergoing treatment. Offices and labs are encouraged to work together to come up with creative donations. For more information or to donate, call Jodi DeOms at the R&W, 6-6061.

Problems with Alcohol?

Is alcoholism destroying your family? NIAAA is seeking both actively drinking and recovering alcoholics for various studies. If you are 18 or older, have no significant medical problems, no current drug use (except alcohol), and take no medications, you may qualify for free treatment. For more information call 6-1993. □

Speedier Cancer Testing in Animals Seen

Representatives of major drug and chemical companies have joined federal health and regulatory agencies in an effort to work for a new standard carcinogenicity test that uses mice that have been genetically modified to react more quickly to cancer-causing chemicals.


The new test should be able to differentiate more quickly between chemicals that do or don't cause cancer—and do so cheaper and with many fewer test animals—than can the standard 2-year mouse and rat tests used today.

The group's goal is to test and agree on lines of gene-modified or "transgenic" mice to determine the cancer-causing properties of chemicals. Current rodent tests are done with regular laboratory strains of rats and mice, using both genders and done over 2 years at a cost of \$2 million to \$4 million or more. With time for designing the studies and analyzing the data, the bioassays can take 5 years or more.

Attendees discussed strategies by which transgenic models could be evaluated for carcinogenic screening and risk assessment. They also explored ways in which additional organizations and individuals interested in participating in the partnership might be identified.

Several pharmaceutical company representatives said finding an effective, more rapid carcinogenicity screen could speed development of life-saving drugs for patients and help maintain the profitability of drug development.


Representatives from FDA and EPA noted that although more data needs to be developed on the new transgenic models, they may be the wave of the future. □



Dr. George Lucier has been named director of the Environmental Toxicology Program, NIEHS; he had been serving in an acting capacity since 1993. He joined NIEHS as a staff fellow in 1970 after completing an M.S. and Ph.D. at the University of Maryland in entomology. He has served as chief of several NIEHS laboratories beginning in 1979, and also serves as an adjunct professor at the University of North Carolina at Chapel Hill. Since 1973, he has been coeditor of the NIEHS journal Environmental Health Perspectives. He also remains an active laboratory researcher as chief of the Laboratory of Biochemical Risk Analysis.

Softball Teams, Players Needed for NIH Men's League

The NIH R&W Men's Softball League is looking for additional players and teams for the upcoming season. Teams consist of approximately 15 players. The softball season runs from April until August and includes both a regular season and playoffs. Games are played weekday evenings at a field close to NIH. The current entry fee per team is \$150, which is about \$15 per player and less than \$1 per player per game. Compared to county softball leagues, this is a real bargain. Current teams are also looking for individual players. Team managers or individual players should contact Frank J. Nice, 6-1561, for more details. □



NIH Chamber Singers Recruit, Perform

Experienced singers of all voice ranges are invited to sing with the NIH Chamber Singers, an R&W organization. This is a small *a cappella* group that sings a variety of music. It rehearses and performs locally. Contact Susan Hauser by email (preferred) at hauser@nlm.nih.gov or phone 6-4496 for more information.

You can see the group in performance on the first day of spring (Mar. 21) during its equinox concert. The group will usher in the balmy weather and help turn NIH'ers' fancy with a set of songs about love: happy songs, sad songs, serious songs, and silly songs, songs about love found and love lost. The performance is at noon in Bldg. 10's Masur Auditorium. □

DCRT Training Classes

Configuring Windows and Windows 95 for PARACHUTE Network Access	3/13
ENTER BBS - the Bulletin Board System on the Mainframe	3/13
Programming in Perl	3/13-15
Introduction to the Helix Systems	3/14
Database Technology Seminar	3/15
Adaptive Computer Technologies from the NIH TARGET Access Program	3/18
Relational Database Design	3/20
SAS Fundamentals I for Nonprogrammers	3/21-22
Netscape for the Macintosh	3/25
Introduction to Computer Security	3/25
Creating Formatted Reports Using QMF BRMUG	3/26
SAS Fundamentals II for Nonprogrammers	3/26-27
Advanced Formatting of Internet Documents	3/27
Producing Graphs with the SAS System	3/27-29
PC Viruses	3/28
MATLAB	3/28-29
MATLAB Introduction to Networks	4/1
Scientific Computing Resource Center Overview	4/2
Overview of the SAS System for Windows	4/1
Introduction to HTML	4/2
Fundamentals of Unix	4/2-3
Electronic Forms Users Group	4/3
Scientific Data Analysis: Resources at NIH	4/3-4
Concepts in Object-Oriented Programming	4/3
Deregistration of Users of the NIH Computer Center	4/4
Network Security at NIH	4/4
Theory & Applications of van der Waals Forces	4/4, 11, 18, 25, 5/2

All classes are held on campus and are given without charge. □

Tax Help for Visitors

Income tax workshops for visiting workers will be held at the following times and places. Each workshop is divided into two sessions: 9 a.m. to noon for visiting associates and scientists, and 1 to 4 p.m. for visiting fellows. Bring your 1995 tax forms and be prepared to fill them out:

Monday, Mar. 18 - Bldg. 31C, Conf. Rm. 10

Monday, Mar. 25 - Bldg. 31C, Conf. Rm. 10

Monday, Apr. 1 - Bldg. 31C, Conf. Rm. 10

Help is also available from the IRS forms hotline; dial 1-800-829-FORM, 8 a.m.- 5 p.m. weekdays, 9 a.m.- 3 p.m. Saturdays. □

Healthy Volunteers Needed

Healthy male and female volunteers without significant anxiety problems are needed for a 3- to 4-hour study evaluating cognitive and psychological aspects of anxiety. Eligible participants will receive a \$40 payment. For more information call Jack Trakowski at the USUHS department of medical and clinical psychology, (301) 295-3651. □

TORCH CARRIER

(Continued from Page 1)

"I hope the route will go through Montgomery County so my family and friends can see me," said Chloupek, who is deeply involved in civic activities near where he grew up in Potomac.

The community heroes were chosen in a nationwide search conducted by Olympic organizers. Chloupek was nominated by individuals familiar with his extensive work as a sports coach and role model for cancer survivors—two activities that claim nearly all of his nonworking hours.

He was only 7 years old when a diagnosis of osteosarcoma claimed his left leg in 1967. Though he uses crutches to get around, he is a good enough athlete to be trying out on Apr. 12 in Chicago for the Paralympics sitting volleyball team. In February, he spent 5 days in Colorado Springs practicing with other elite sitting volleyballers for a spot on the U.S. Paralympic squad.

"We use the same rules as standing volleyball, only on a smaller court, with a lower net," he said. If he makes the national team, Paralympic play will begin Aug. 10, right after the Summer Olympics.

Chloupek also plays a lot of basketball, lifts weights, golfs and plays pickup football. That's when he has a rare moment to himself. His resume of voluntary activities is literally heroic: a 1979 graduate of Churchill High School, where he managed the basketball team and kept the football team's stats as a student, he is now assistant varsity baseball coach there, and chairman of the school's athletic hall of fame. He has been involved with Camp Fantastic, a summer camp for kids with cancer, for 7 years, acting as head of its Young Adults Program, serving as counselor for weekend activities, and raising funds for parent organization Special Love, Inc., whose director nominated Chloupek as a hero.

Chloupek is also vice chair of the board of Potomac Community Center, Montgomery County's largest neighborhood rec center, and is chair of the county's western area recreation advisory board. He is also on the board of the Potomac Adaptive Basketball Association, which began in January to allow kids with mental and physical disabilities to practice and play games.

"I'm a very, very strong advocate of sports and recreation in the life of kids,"

Larry Chloupek

he says, almost unnecessarily. "It's an excellent alternative to hanging out at the malls or on the streets. It teaches teamwork, cohesiveness, responsibility, time management. You can't go wrong playing a sport."

Chloupek is now so far downstream from his bout with cancer that he is considered cancer-free, but that fight is not what prompted his employment with NCI.

"Coming here was an opportunity to work in the suburbs, closer to home," he explains. But he admits, "the lure of working at NIH was quite attractive."

He graduated from Montgomery College then completed a B.A. in business administration at American University in 1983. He spent 4½ years at the Department of Agriculture, then 3 years at the Office of Personnel Management before arriving at NIH in 1991. He now lives in Potomac, about a mile from where he grew up.

At the moment, he is readying 35 participants in an adaptive baseball league for play beginning in April. Just ended is the 6th-grade basketball season at Hoover Middle School in Potomac, where he was coach. He's also going to spend time with 8th and 9th grade baseball players competing in the Potomac Boys Club league.

"By the time I see these kids trying out for the varsity at Churchill, I've already coached about three-quarters of them elsewhere," he said.

His work with children who have disabilities brings his warmest observations: "It's gratifying to see the smiles on kids' faces when they make a basket. It's an opportunity for these kids to participate in sports."

Admitting he doesn't have a lot of free time, Chloupek suddenly recalls that he also codirects an open gym on Sunday nights at Our Lady of Mercy Church in Potomac for teens.

It sounds as if it will be difficult to work torch-bearing into his civic involvement, but Chloupek—one of 106 Marylanders chosen as local heroes—insists that's not so. "It is an extraordinary honor," he explains. "It isn't very often you get the opportunity to represent your country." □

Apoptosis Symposium To Be Held Mar. 21 at Cloister

The Cellular and Molecular Biotherapy Interest Group will host a symposium titled, "Apoptosis: Clinical and Basic Perspectives in Cancer and AIDS," on Thursday, Mar. 21 from 1 to 5 p.m. in the Cloister lecture hall, Rm. 142.

Speakers include Jonathan Ashwell, Gene Shearer, Stan Lipkowitz, Pierre Henkart, and David Fitzgerald. For more information, call John Ortaldo of NCI's FCRDC, (301) 846-1323. □

Students from Eastern High School's health and human services academy visited NIH recently during Mentor Day, an event held to spur students to consider health and science careers. Above, NICHD's Dr. Susan Nunez (r) introduces students to laboratory work. Below, Dr. Michael Gottesman (l), NIH deputy director for intramural research, meets with some of the 150 youngsters who got an overview of NIH's mission. The day began with a welcome from DHHS Secretary Donna Shalala at the Great Hall downtown.

Complex Factors Underlie Infertility

Daily temperature recordings, hormonal evaluation, cervical mucous examination, and semen analysis are just a few of the tests and procedures associated with undergoing infertility treatment. What often gets overshadowed by this intense concentration on physical aspects of becoming parents, however, are the emotional needs of the infertile couple.

Yet for many people, treatment for infertility is an intense, grueling process mentally, as well as physically. Indeed, most experts who have studied the psychological effects of infertility agree that infertility and its treatment are often fraught with emotional issues that must be addressed.

Furthermore, stress can actually hamper a couple's efforts to overcome infertility, creating a vicious cycle in which the infertility problems lead to stress, which impedes efforts to conceive, which creates stress, and so on. Although the notion that infertility is caused by psychological problems is, luckily, no longer accepted, research indicates that emotional stress can contribute to infertility by interrupting the finely tuned hormonal balance underlying the reproductive system.

While stress clearly affects reproductive functioning, little is known about the biological mechanisms governing the interplay between the physiological and the psychological aspects of infertility. "There's a lot we don't know about the psychological effects of fertility problems and how they affect the biological underpinnings of infertility," said NICHD's Dr. Louis DePaolo, who co-organized a recent NIH workshop on the topic.

About 10 percent of U.S. couples suffer the pain and frustration of infertility. In their efforts to become parents, many of these couples undergo a growing array of medical interventions, known collectively as assisted reproductive technology. Unfortunately, only an estimated 50 percent of those who seek medical treatment will be successful in overcoming their infertility.

Although the exact causes of infertility are unclear, it is estimated that nearly one-third of the infertile couples in this country have abnormalities in the hormonal control of reproduction. Research has shown that the hormonal sequence of events underlying reproduction can be upset by even slight changes

in homeostasis, including dietary restriction, excessive exercise, and emotional distress.

Emotional distress has also been linked to significant disruption of the reproductive system. For years, it has been evident that menstrual changes, even as severe as amenorrhea, can occur during stressful or disruptive life events such as moving, the breakup of a relationship, or traveling.

Just as emotional distress can disrupt the reproductive system, infertility can significantly disrupt the emotions. A fundamental issue is the detrimental effect of infertility on self-image, according to psychologist Alma Berson, of Cambridge, Mass. Normal adult development involves the following life events, she explained, although not necessarily in this order: mate selection, career choice, learning to live with mate,

starting a family, adjusting to parenthood, and investing energy in child-rearing. Midway through this process, however, the infertile couple reaches an impasse. "The infertile cannot complete these tasks," Berson said. "This is the point at which the fertile and the infertile begin a separate journey."—Anne Blank □


Do You Ever Lose Control?

Do you lose your temper and do things you regret? NIH is conducting research with people who have physically harmed a spouse or significant other. You may qualify for a comprehensive physical and psychological evaluation free of charge. If you are over age 21, have no medical problems and are taking no medication, you could be eligible to participate. Call Dr. Ted George, 6-1993. □

Library Marks Black History Month

The NIH Library Branch, part of NCRR, chose Black History Month to raise awareness of some of the major diseases—diabetes, AIDS, hypertension, lupus, sickle cell anemia—affecting African Americans. Alane Love, an NIH reference librarian, designed an educational exhibit that promotes preventive health care, encourages exercise and a healthy diet, and conveys the importance of further research into minority health issues.

The library's exhibit featured "What Black Women Should Know About Lupus," a "Down Home Healthy" cookbook, other pamphlets and fact sheets about minority diseases and their treatments, plus relevant phone numbers and web sites at NIH and other national health associations. These included the American Heart Association, the AIDS Hotline, and the Lupus Foundation of America. Not all NIH staff and library users are employed in a health care capacity, so Love chose materials that were not technical and aimed at a wide audience. New to NIH, Love said that while she was collecting information for the display, she was impressed by "the spirit of cooperation and team work here at NIH."



NIH reference librarian Alane Love and the exhibit she designed.

DRG Executive Officer James Pike Retires

James M. Pike, executive officer in the Office of the Director, Division of Research Grants, retired recently after 36 years of federal service. "I have been in the federal government my whole career," he said, "and I have enjoyed in particular the team spirit and enthusiasm of the NIH, National Heart, Lung, and Blood Institute, and DRG families."

A native Washingtonian, Pike is a graduate of the University of Maryland, where he received a bachelor's degree in zoology in 1960. He joined NIH in 1960 as an indexer in DRG, working with what is now known as the CRISP computer system.

In 1961, he accepted a position at NHLBI in the analysis and reports section. Five years later, he joined the institute's grants management branch; later he became chief of the Grants Operations Branch.



James M. Pike

He left NHLBI to become executive officer for DRG in 1986, a position he held until his retirement. Both at NHLBI and DRG, Pike was supervised by Dr. Jerome Green, former director of DRG, who praised Pike's management skill, loyalty, and allegiance to NIH. Green noted that Pike, while at NHLBI, became a major figure in grants management activities at NIH.

Among his many duties as executive officer, Pike particularly enjoyed working with DRG staff and assisting people in administrative, personnel, information, and fiscal matters. Anne Stroh, a colleague in the personnel office and friend for 15 years, praised his "wonderful ability to defuse tense situations with his sense of humor. He is the ultimate consensus builder." Another colleague, Pat Bailey, administrative officer, admired his "easy-going, yet highly

respected and effective style...his sincere interest and concern regarding his coworkers comes through quickly and clearly."

During his career, Pike received several awards including six performance awards, NHLBI's Special Achievement Award, the PHS Special Recognition Award, and the NIH Director's Award.

In 1978, he received the Association of American Medical Colleges' Academic Achievement Award. He has served on a number of NIH committees including the productivity committee, the technical advisory board, the administrative training committee, the grants management advisory committee, and the STEP committee. He was a member of the National Council of University Research Administrators and was for many years a certified instructor in cardiopulmonary resuscitation.

While he will take some time to relax, he will likely be off and running soon in the next phase of his career. □

NCI Biologist Floyd Price Bids Farewell

Floyd McMaster Price, Jr., who made major contributions to molecular cell biology during his 31-year career at the National Cancer Institute, was honored recently at a farewell luncheon.

Since 1977, he worked as a biologist in the Laboratory of Cellular and Molecular Biology, where he spent much of his career studying tissue culture and investigating the mechanisms of carcinogenesis.

When he first arrived in 1964 at NCI's Laboratory of Biology tissue culture section, Price was assigned to work with Dr. Virginia Evans, who had developed the first chemically defined culture medium for growth of mammalian cells in the absence of serum, antibiotics, trypsin, and other components. With Evans, Price demonstrated that normal mouse cells could be adapted directly from in vivo to in vitro and grown continuously in defined medium, according to Dr. Katherine Sanford, one of the speakers at Price's luncheon.

Price showed that, under these conditions, the cells underwent the same "spontaneous" malignant transformations first described in mouse fibroblasts by Dr. Wilton Earle (a well-known NCI scientist in the late 1930's), Sanford added. When implanted in the eye, or

injected intramuscularly, the transformed cells grew as invasive sarcomas that killed the animal.

"It was an important discovery in eliminating many of the unknown environmental agents in culture medium postulated at the time as possible causative agents," Sanford said.

In 1977, after becoming Sanford's assistant in the Laboratory of Cellular and Molecular

Biology, Price focused his research on genetic factors of in vitro carcinogenesis. The results of much of his research proved that genetic predisposition to cancer, both in human and rodent cells, is associated with deficient DNA repair. His research also contributed to the development of a potential assay for the diagnosis of Alzheimer's disease.

The author of more than 42 scientific papers, Price was born in Kansas City, Mo., in 1939. He graduated in 1961

with a B.A. from Grinnell College, Iowa, and received his M.S. from the University of Nebraska.

He worked at NIH in 1961 as a research trainee for the department of physiology at the University of Nebraska. From 1963-1964, he took a position as a research associate at Nebraska's Institute for Cell Research. From 1964-1977, he worked in NCI's Laboratory of Biochemistry.

In 1993, an accidental fall left him paralyzed from the neck down. A singer and musician, Price played musical instruments, restoring strength to his damaged muscles and a sense of well being to his creative mind. He has now regained partial use of his hands and legs, and he still plays Celtic music on his recorder. "Even during my hardest days, I had to have a musical instrument just to hold," he said.

Price is a member of Sigma Xi, the American Association of Science, and the Tissue Culture Association. He currently resides in Germantown, Md., where he spends much of his time composing Celtic music. He would like to do volunteer work teaching biology to high school or college students.—Francis X. Mahaney, Jr. □



Floyd M. Price, Jr.



TRAINING TIPS

The Division of Workforce Development, OHRM, offers the following courses:

Courses and Programs Starting Dates

Management and Supervisory

Practical Management Approaches	4/17
Interacting with Difficult People	5/2
Attitudes: How They Affect Productivity in the Workplace	5/8
Effective Supervision: A New Role Perspective	4/23
Recognition Secrets: Innovations for Rewarding Today's Workers (1/2 day)	3/19
Time Management	3/20
Performance Appraisal Workshop	3/28
Assertive Leadership	3/26
Reinventing NIH: An Introduction to Work Process Design	5/9
Project Management	5/14
Managing and Valuing Diversity: Skills for Utilizing Differences	5/14
Managing Stress, Maximizing Effectiveness	5/21
Successful Management	5/22

Communication Skills

Writing Skills Review	3/27
Effective Presentation Skills	4/3
Communication Strategies for Leaders	4/9
Effective Listening and Memory	5/23

EEO Training

Preventing Sexual Harassment at NIH for All Employees	4/16
---	------

Scientific and Medical

Introduction to CRISP	3/22
Write & Speak Like the News	5/8

Special Courses

NIH Retirement Seminar	4/8
------------------------	-----

Administrative Systems

Basic Time and Attendance Using TAIMS	4/22
Time and Attendance for Supervisors Using TAIMS	3/28
TAIMS for System Administrators/Alternates	4/8
Commissioned Officers Leave and Attendance	4/16
IMPAC for Personnel Staff	3/19

Administrative Skills Development

Understanding and Managing Stress	4/2
Successful Presentations	4/3
Professional Development for Secretaries	4/17
Leadership and Management Skills	4/25

Personal Computing

Intro to PCs for New Users	4/17
WordPerfect 5.1 to 6.0 Transition (DOS)	4/17
WordPerfect 6.1 for Windows	5/21
Intro to Windows 3.1	4/2
Advanced Windows	4/9
Excel 5.0 for Windows	4/23
Lotus for Windows	3/26
Advanced Macintosh Techniques	3/21
PowerPoint	4/25
MS:Mail (Windows)	5/9

Additional courses are available by completing the "Training by Request" form. For more information, call DWD, 6-6211, visit the training web page <http://www-urc.od.nih.gov/dwd/dwdhome.html>, or consult the DWD catalog. □

Kaiser Ends DRG Career After 32 Years in Government

Dr. Joseph Kaiser of the Referral and Review Branch, Division of Research Grants, has retired after 32 years of federal service. He started his government career with the Food and Drug Administration, Drug Review Branch, where he reviewed the adequacy of safety tests of potential new drugs.

In 1966, he accepted a position in DRG as executive secretary and chairman, pharmacology and endocrinology fellowship review committee. From 1969 to 1972, Kaiser served as assistant chief in the DRG career development review branch with responsibility for policy development and implementation of the research career program; later he became the deputy branch chief.

He later transferred to the DRG special study section as executive secretary and

referral officer. While there, he was involved in the scientific merit reviews of large, complex programs. In 1974, Kaiser became executive secretary of the pharmacology study section, where he remained until his retirement.

Prior to his federal service, Kaiser was a researcher at Pfizer Pharmaceutical Co. in Maywood, N.J., and Lederle Laboratories in Pearl River, N.Y. At Pfizer, he was instrumental in the development of an orally active antidiabetic compound.

Kaiser was a member of the Society of Toxicology and the American Society for Pharmacology and Experimental Therapeutics.

In retirement, he plans to do some traveling and a lot more sailing on Chesapeake Bay. □

Dr. Joseph Kaiser

NICHD's Freddie Harris Is Mourned

Freddie Harris, an administrative technician with the National Institute of Child Health and Human Development, died Feb. 8 at Georgetown University Hospital after a brief illness. He began his career with NIH in August 1970 as a messenger in the Office of the Director. A year later, he joined NICHD, where he remained.

Harris was born Nov. 10, 1939, in Raleigh, N.C. He attended Bell Vocational School in Washington, D.C. He had a love for all sports and was a basketball, baseball, pool and bowling champion, and worked with the NIH R&W and the District of Columbia department of recreation for many years as a referee for the adult football teams. He was inducted into the Umpires Hall of Fame in 1993.

A highly skilled fast-pitch softball player, Harris eventually gave up playing the game and became an umpire in the NIH coed softball league. There, he enjoyed an excellent reputation as not only a skilled and fair umpire, but also as a friendly man who enormously enjoyed the game and those who played it.

"What a great guy," said player Kathleen Leach. "He was always upbeat, always fair and consistent. He made you laugh even when you didn't feel like laughing—especially when you struck out."

"He was always thoughtful and considerate and very fair," echoed Mike Bernstein, a team manager. "In recent years his knee was bothering him a lot, but he'd still run out from behind the plate to make calls at the bases. That was Freddie—always doing his best."

Player Dorothy Drew recalls, "I remember when I should have been struck out and he gave me another chance by declaring a ball instead of a strike...I will always remember his smile."

"Freddie was our best umpire," said player and fellow umpire Greg Pryor. "He was knowledgeable, fair, had a great sense of humor and a marvelous perspective. He appreciated the different skill levels and handled everybody with equanimity. He was simply a great guy. The world is a poorer place with him gone."

Harris leaves three children, Freddie Harris, Jr., Tanja Harris, and Tina Harris Smith; his father, Willie Harris; two sisters, Shirley Harris and Mae Helen Murray; one brother, Willie Harris, Jr., and a host of other friends and relatives.

His family requests that any donations in his memory be made to a fund to help kidney patients: American Kidney Fund, 6100 Executive Blvd., Rockville, MD 20852 or the Kidney Foundation of the National Capital Area, 5335 Wisconsin Ave., N.E., Washington, DC 20016.

Science Guy Nye Visits

"If we don't have a scientifically literate society, it is a formula for disaster," says Bill Nye, who hosts a popular children's television program on PBS called *Bill Nye The Science Guy*. He will be at NIH for a "Family Science Night," to which all NIH'ers and their children are invited. Nye is interested in getting the public more excited about science and is hoping to do more TV segments about the biomedical sciences.

So bring your kids and come watch the Science Guy in person on Tuesday, Mar. 26 from 6:30 to 7:30 p.m. in the Main Auditorium, Natcher Bldg. The program is open to the public as well as the NIH community on a first-come, first-served basis. The doors to Natcher Auditorium will open at 5 p.m. For more information, contact the Office of Science Education, 2-2469.

Management Interns 'Graduate' Into Careers

The administrative training committee and the Division of Career Resources recently graduated 13 presidential management interns (PMIs) and five NIH management interns (MIs). Both programs are highly competitive; the interns have worked hard during the past year or two, developing their administrative skills.

The NIH MI program has been in effect since 1957 and the PMI program was first utilized at the NIH in 1985. Both programs have been successful at NIH and collectively number more than 330 alumni. Graduates of these programs have obtained a variety of top level administrative positions.

The MI program is open until Apr. 12. To apply, you must be a U.S. citizen; be willing to work full-time; be a current



Bill Nye the Science Guy

Department of Health and Human Service employee at the GS-5 level or above or wage grade equivalent and currently employed in either a career or career-conditional appointment or be on a veterans readjustment appointment, severely disabled (schedule A) appointment or any other appointment that offers noncompetitive conversion.

Positions are offered at the GS-5, 7, and 9 level. Applicants above the GS-9 level will be required to accept a downgrade, but may be eligible to retain their salary.

The program may hire up to eight new interns. Several information sessions will be held the week of Mar. 12. Application packages are now available through most NIH personnel offices or by calling 6-2403.

Wednesday Afternoon Series

The Wednesday Afternoon Lecture series concludes its winter semester with several talks—all at 3 p.m. on their namesake day in Masur Auditorium, Bldg. 10.

On Mar. 20, Dr. Elaine V. Fuchs, professor, department of molecular genetics and cell biology, HHMI, University of Chicago, will discuss, "Of Mice and Men: Cytoskeleton and Disease." Her talk is hosted by the Cell Biology Interest Group.

Two speakers will tackle the topic, "Fractals in Medicine, Music and Art: The Biologic Basis of Creativity," on Mar. 27. They are Dr. Ary L. Goldberger, associate professor of medicine, Harvard Medical School, and clinical director, electrocardiography and arrhythmia monitoring/nonlinear dynamics laboratories, Beth Israel Hospital, and Zach Davids Goldberger of Brown University. The session is hosted by the Chaos Interest Group.

For more information or reasonable accommodation, call Hilda Madine, 4-5595.


Orioles Season Tickets Go on Sale, Mar. 27

Attention baseball fans! R&W has eight prime season tickets to all Baltimore Orioles home games. They are sold in three different sets for each game: 2 lower box seats for \$42/pair; 2 terrace box seats at \$34/pair; and 4 terrace box seats for \$68.

Tickets go on sale Wednesday, Mar. 27 at 8 a.m. outside the Bldg. 31 R&W giftshop. If you have a special game in mind, arrive early. You may buy one set of tickets the first time through the line. After 1 p.m., you may come back through for additional sets. Don't forget your R&W membership card—you must be a member to buy tickets.

This year, there will be two Orioles group nights available through R&W. Call today to order tickets to the Apr. 17 game against the Boston Red Sox (7:35 p.m.) or the July 14 game (1:35 p.m.) against the New York Yankees.

Cost is \$8 per ticket for the Red Sox and \$10 for the Yankees. All seats are located in the upper reserve section of the stadium. Tickets will sell out fast so call 6-4600 to place your order. □



Recent graduates of the two management intern programs at NIH include (front, from l) Anna Lopez, Carolyn Mosher, Dave Whitmer, Patricia Brandt, Angela Clear, Rebecca Galler, Janel Pearlman and Laura Vazquez. At rear are (from l) Jon Retzlaff, Robin Peth-Pierce, Lois Hunstad, Jack Hilovsky, Fred Donodeo, Todd Cole, Lance Bradley, Tim Tosten, and Mike Smith.