



**Congress of the United States**  
**House of Representatives**  
Washington, DC 20515-4603

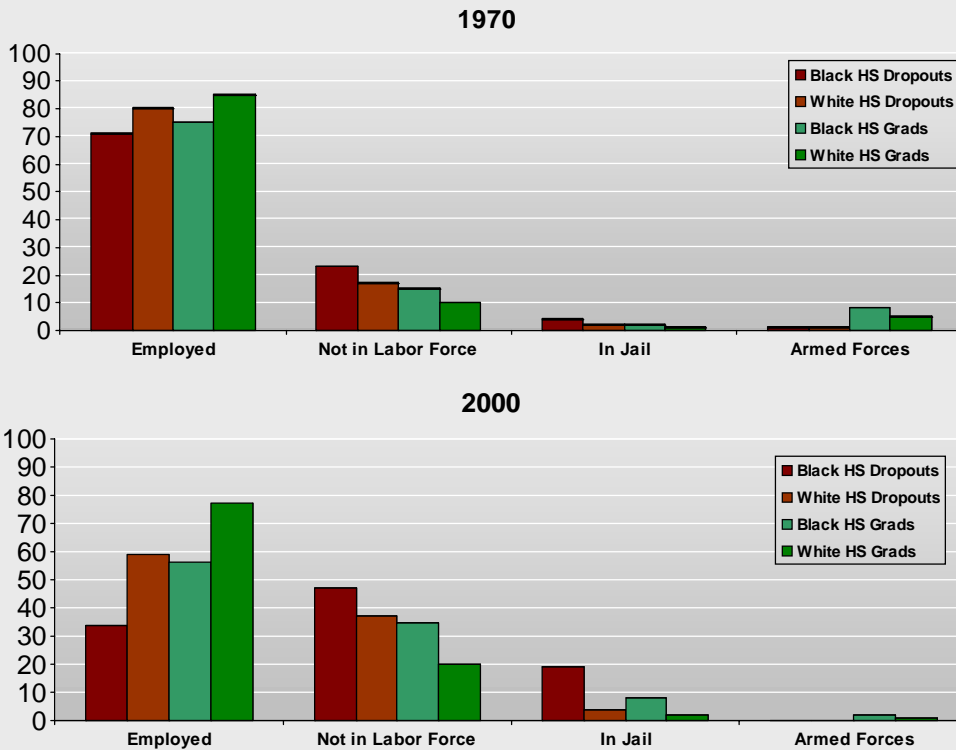
**WASHINGTON:**  
1201 LONGWORTH HOUSE OFFICE BUILDING  
WASHINGTON, DC 20515-4603  
(202) 225-8351

**NEWPORT NEWS:**  
2600 WASHINGTON AVENUE  
SUITE 1010  
NEWPORT NEWS, VA 23607-4333  
(757) 380-1000

**RICHMOND:**  
THE JACKSON CENTER  
501 NORTH 2ND STREET  
SUITE 401  
RICHMOND, VA 23219-1321  
(804) 644-4845

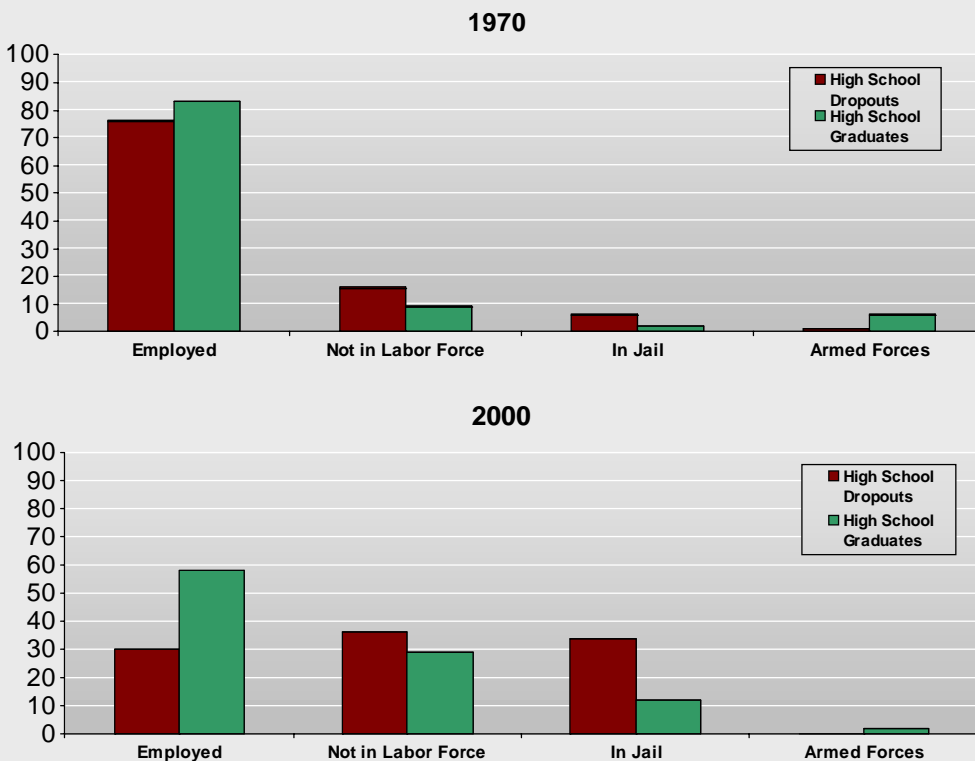
[www.house.gov/scott](http://www.house.gov/scott)

**High School Dropouts vs. High School Graduates  
Employed, Not in the Labor Force, Incarcerated or in the Armed Forces by Race**



Prepared by the Office of Congressman Robert C. "Bobby" Scott (3/26/08)  
Source: Steven Raphael, "The Socioeconomic Status of Black Males: The Increasing Importance of Incarceration." Goldman School of Public Policy, University of California, Berkeley, March 2004

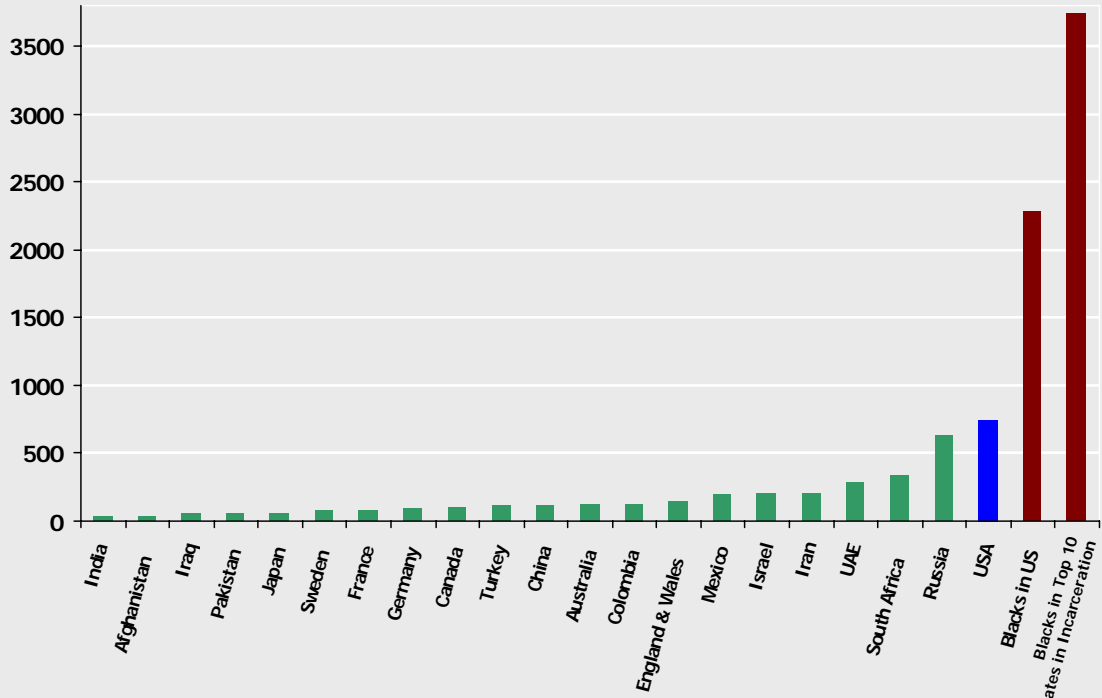
**Black Males Age 26-30  
Employed, Not in the Labor Force, Incarcerated or in the Armed Forces**



Prepared by the Office of Congressman Robert C. "Bobby" Scott (3/26/08)  
Source: Steven Raphael, "The Socioeconomic Status of Black Males: The Increasing Importance of Incarceration." Goldman School of Public Policy, University of California, Berkeley, March 2004

## U.S. Incarceration Rate Highest in the World

Rates Per 100,000 of National Population

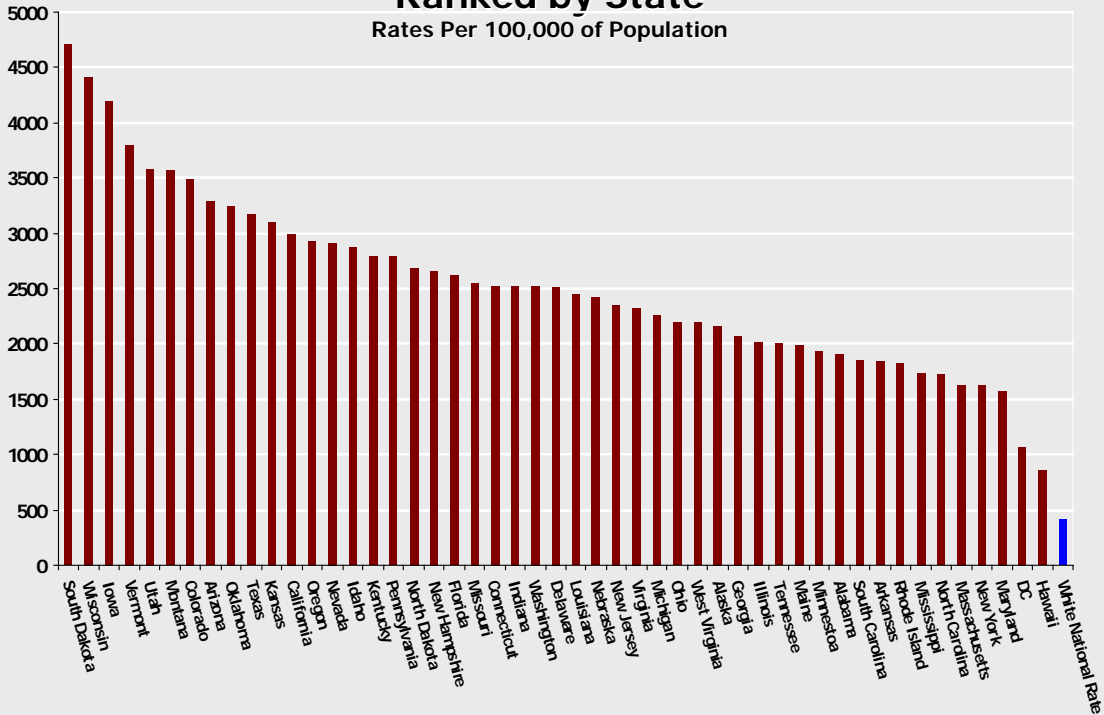


Prepared by the Office of Congressman Robert C. "Bobby" Scott (11/06/07)

Source: International Centre for Prison Studies, King's College - London

## African American Incarceration Rate Ranked by State

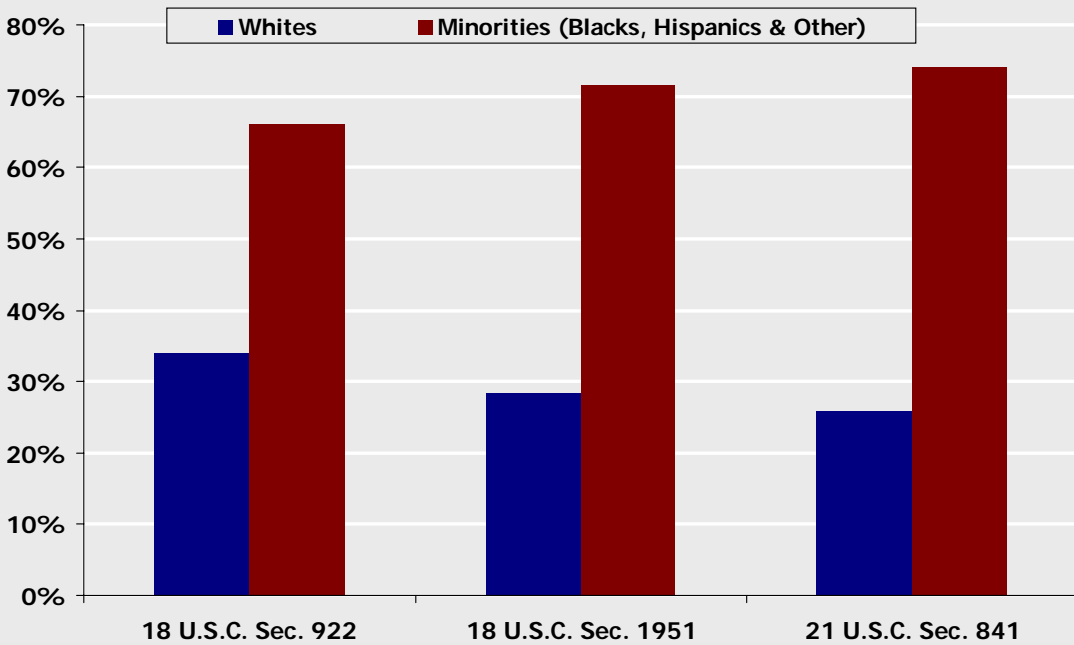
Rates Per 100,000 of Population



Prepared by the Office of Congressman Robert C. "Bobby" Scott (11/06/07)

Source: The Sentencing Project (2005 Data)

## Percent of Convictions Under Current Gang Related Statutes



Prepared by the Office of Congressman Robert C. "Bobby" Scott (01/14/08)

Source: U.S. Sentencing Commission, 2003-2006 Data