

*"Still
The Second
Best Thing
About Payday"*


The NIH Record

Klausner Sworn In As New NCI Director

Dr. Richard D. Klausner was sworn in on Aug. 1 as the 11th director of the National Cancer Institute.

NIH director Dr. Harold Varmus said, "Dr. Klausner brings to this important post an extraordinary record of scientific achievement, admirable personal qualities, and a firm commitment to advancing the nation's health through vigorous and innovative science. I am sure that he will provide the leadership that NIH's largest and most visible institute needs as it carries forward the fight against cancer."

Trained as an internist, Klausner combined patient care and basic research



Dr. Richard Klausner

in the early days of his career. He earned his undergraduate degree from Yale University in 1973 and his M.D. degree from Duke Medical School in 1976. He

(See **KLAUSNER**, Page 2)

'Coming of Age'

NIA Anniversary Features Highlights of Research

By Vicky Cahán

NIA celebrated its 20th anniversary recently with a day-long research symposium featuring highlights of research on aging. The event, "Aging into the 21st Century," brought together distinguished scientists and former directors of NIA to examine current and future research on the aging process and the diseases and other special needs of an ever-growing aging population. The session prompted NIH director Dr. Harold Varmus to note a "new energy in aging research with the congruence of many fields. I don't want to be too cute about it, but it does seem that research on aging has come of age."

Beginning the session, a panel of former NIA directors pointed out that the institute started with a modest research agenda, building a program increasingly vital as society has aged. Further, Drs. Robert N. Butler, T. Franklin Williams, and Gene D. Cohen predicted that maintaining and improv-

A Legacy Lives On

AIDS Researcher Delivers First Diggs Lecture

By Carla Garnett

A clear message about AIDS and HIV infection echoed throughout Masur Auditorium following the first John W. Diggs Seminar, sponsored July 21 by the NIH Black Scientists Association (BSA). Although the speaker, the words and the topic were different, the essence of the message could be called the living legacy of the late Dr. Diggs: Wake up, African American students, scientists, citizens, and take an active interest in your future.

"We must deal with race, even if we don't want to deal with it," said Dr. Wayne L. Greaves, NIAID grantee and principal investigator at the Howard University AIDS Clinical Trials Unit, and Diggs Seminar keynote speaker. "That is reality."

Although referring specifically to the



NIAID grantee Dr. Wayne L. Greaves delivered the first lecture honoring Dr. John W. Diggs, former NIH deputy director for extramural research.


health crisis of HIV and AIDS among African Americans, Greaves' words applied as well to the general status of biomedical science in minority communities, an issue addressed frequently by

(See **DIGGS LECTURE**, Page 6)

Diane Frasier Appointed Contracts, Grants Chief

By Carla Garnett

Diane Frasier recently was named director of NIH's Office of Contracts and Grants Management by Dr. Leamon Lee, NIH associate director for administration. Frasier comes to NIH from the Department of the Army, where she had served for 2 years as deputy director of acquisitions for defense supply services at the Pentagon.



Diane Frasier

"My vision for this office is to continue the development of NIH's contracting into a world class operation to further promote NIH as the leader in biomedical and behavioral research," Frasier said. Her strategy will involve improved

(See **FRASIER**, Page 8)

ing the health and well-being of older people will be among the greatest social challenges of the next century. Along with current NIA director Dr. Richard J. Hodes, they said research into aging and the diseases common to older people is the basis upon which to address the health and social needs of older people and to reduce the risk factors driving the

(See **NIA ANNIVERSARY**, Page 4)

Revised Draft Master Plan Available for Public Review

The Office of Research Services has published and distributed for public comment the Draft NIH Master Plan for the Bethesda campus and the associated Draft Environmental Impact Statement (EIS) supplement. Copies of the documents are available for review at the NIH Library (Bldg. 10, Rm. 1L25), the National Library of Medicine (Bldg. 38, Main Reading Rm.) and

(See **MASTER PLAN**, Page 8)

KLAUSNER
(Continued from Page 1)

was a fellow in internal medicine at Duke Medical Center from 1976 to 1977. From 1979 to 1981, following additional training in internal medicine at Massachusetts General Hospital and post-graduate research at Harvard Medical School, Klausner began his research career at NIH in NCI's Laboratory of Mathematical Biology. He then worked at the National Institute of Arthritis, Diabetes and Digestive and Kidney Diseases from 1981 to 1984, when he became chief of the Cell Biology and Metabolism Branch at the National Institute of Child Health and Human Development.

Klausner is one of the most highly cited scientists in the world in cellular and molecular biology. His work elucidated general and novel mechanisms for the regulation of complex genetic networks in human cells. He is a renowned leader in the study of iron metabolism and hemochromatosis, a disease of impaired regulation of iron uptake by body tissues that is associated with subsequent development of cirrhosis and liver cancer.

He also illuminated the structure and function of the T-cell antigen receptor, the central molecule of the immune system. He is an expert on how certain cell surface receptors enable antigens to activate the immune response, and he has contributed to an understanding of the molecular basis for how the cell recognizes abnormal or incompletely synthesized antigens, and retrieves and eliminates them. His studies illuminated novel pathways by which molecules traffic and speak to each other within the cell.

Most recently, Klausner has collaborated with NCI scientists to study the VHL gene, a member of a new class of tumor suppressor genes, which play a key role in the development of human kidney cancer.

Klausner's research has been recognized with numerous awards and honors, including the Outstanding Investigator Award from the American Federation of Clinical Research and the William Damashek Prize for major discoveries in hematology. He was elected to the National Academy of Sciences in 1993 and the American Academy of Arts and Sciences in 1995. He has served as an editor or on the editorial boards of several scientific journals, including *Chemistry and Biology*, *Analytical Chemistry*, *The New Biologist*, *Cell*, the *Annual*

Review of Cell Biology, and the *Journal of Cell Biology*. He is the immediate past president of the American Society of Clinical Investigation, and for the past 2 years has been chairman of the National Science Education Standards Project of the National Academy of Science, overseeing the first comprehensive process to provide a vision of scientific literacy in the American educational system and the criteria required to achieve it. Klausner is the author of a textbook of medical immunology and of a widely used textbook of internal medicine. □

Electronic Forms on PUBnet; Take 'How-To' Class, Aug. 18

The NIH Electronic Forms Users Group now makes electronic forms available via PUBnet. Offering many benefits over other versions, these forms are: user friendly, with nonprinting instructions; capable of being electronically mailed (some can be mailed between IBM and Macintosh platforms without shifting fields); quality controlled—each form is checked to assure users receive the latest error-free forms; standardized—forms use standard field names to facilitate the use of a database; approved or submitted for approval to the NIH forms manager or other sponsoring offices.

Forms can be located by accessing PUBnet on both PC and Macintosh workstations. See your system administrator for instructions. An instructions file is available in Microsoft Word software and should be read by all users before using the forms. DCRT is providing a class on how to use the electronic forms on Aug. 18 at 10 a.m. in Bldg. 12A, Rm. B45.

The NIH forms manager and other form sponsors are assisting the users group in ensuring that the authorized forms on PUBnet are the latest revisions. The DCRT TASC unit will also provide a communication link between the users group and NIH users. If you have questions, requests, or comments, send email to 4DCRT@nih.gov. Your mail will be forwarded to the users group. □

Wings of Freedom Air Show

The Wings of Freedom Air Show featuring the U.S. Air Force Thunderbirds will be at Frederick Municipal Airport on Aug. 26 and 27 from 8 a.m. to 6 p.m. Advance tickets—\$8 for adults and \$4 for children 8-12—are on sale at the R&W Activity Desk, 6-4600. □



Dan Pard (r), theater manager of the Cineplex Odeon on Wisconsin Ave. in Washington, D.C., presents more than \$225 to Randy Schools, general manager of NIH's R&W Association, as a donation to Special Love's Camp Fantastic, a camp for children with cancer. The theater raised the funds through a "Forest of Hope" wishing well placed outside the entrance to showings of Disney's animated film, Pocahontas. Contributing to the well entitled moviegoers of all ages to add "leaves" to the cardboard trees of the forest. Schools said the camp will use the money to host a special Pocahontas-style campfire.

Escape to Mexico

Start planning now for an escape to Cancun, Mexico. Choose from a three-night or seven-night stay. Price is \$509 per person/double occupancy for three nights and \$779 pp/dbl for seven nights. Call 6-4600 for more information. □

The NIH Record

Published biweekly at Bethesda, Md., by the Editorial Operations Branch, Division of Public Information, for the information of employees of the National Institutes of Health, Department of Health and Human Services. The content is reprintable without permission. Pictures may be available on request. Use of funds for printing this periodical has been approved by the director of the Office of Management and Budget through September 30, 1995.

NIH Record Office
Bldg. 31, Room 2B-03
Phone 6-2125
Fax 2-1485

Editor
Richard McManus
rm26q@nih.gov

Assistant Editor
Carla Garnett
cg9s@nih.gov

Correspondents:

CC, Sara Byars
DCRT, Mary Hodges
DRG, Judith Grover
FIC, Irene Edwards
NCI, Patricia A. Newman
NCHGR, Leslie Fink
NCRR, Lori Mulligan
NEI, Linda Huss
NHLBI, Louise Williams
NIA, Vicky Cahan
NIAAA, Ann M. Bradley
NIAID, James Hadley
NIAMS, Janet Howard
NICHD, Carol Florance
NIDA, Mona Brown
NIDCD, Gail Blatt
NIDDK, vacant
NIDR, Mary Daum
NIEHS, Thomas Hawkins
NIGMS, Wanda Warddell
NIMH, Marilyn Weeks
NINDS, Shannon E. Garnett
NINR, Marianne Duffy
NLM, Roger L. Gilkeson

The NIH Record reserves the right to make corrections, changes, or deletions in submitted copy in conformity with the policies of the paper and HHS.

NIEHS's J. Carl Barrett Named Scientific Director

Dr. J. Carl Barrett has been named scientific director of the NIEHS Division of Intramural Research. He has served as acting scientific director since December, and since 1987 as chief of the Laboratory of Molecular Carcinogenesis; he joined the institute in 1977. The appointment ends a national search to fill the post.

As SD, Barrett will assume leadership of 700 scientists and support personnel located in 18 laboratories and branches that range from molecular biology to applied toxicology and clinical research, with a yearly budget in excess of \$90 million.

Barrett has made many notable research contributions that include new insights

into the multiple steps of the cancer process, the mechanisms of environmental carcinogens such as asbestos and hormones, the relationship between cellular aging and cancer, and the identification of genes involved in human cancers. Within the past year, his Laboratory of Molecular Carcinogenesis has generated two landmark achievements in NIEHS history. Scientists there were members of the team that isolated the breast cancer susceptibility gene, winning an intense international competition to do so. Then in May, Barrett and colleagues identified a gene that suppresses the spread of prostate cancer; this gene may provide a marker for prostate cancers that metastasize.

In announcing the appointment, NIEHS director Dr. Kenneth Olden noted, "Dr. Barrett has stimulated great excitement within the scientific community with his laboratory's achievements. Scientists within the institute cannot help but benefit from his example and leader-

ship as we advance into the next century."

Olden said Barrett is the second SD in succession to have built his career from junior scientist status to international recognition entirely in the laboratories of NIEHS, which denotes the maturation of NIEHS as an institute and environmental health sciences as a scientific discipline.

Barrett received his B.S. degree in chemistry at the College of William and Mary in 1969 and his Ph.D. in biophysical chemistry from Johns Hopkins University in 1974. Following a 3-year postdoctoral fellowship at Johns Hopkins, he joined NIEHS in 1977. He has authored or coauthored 265 scientific publications and is an adjunct professor at the University of North Carolina at Chapel Hill in the departments of pathology, epidemiology, toxicology, and genetics and molecular biology. He is also an adjunct senior fellow in the Center for the Study of Aging and Human Development at Duke University Medical Center. □



Dr. J. Carl Barrett


Faye Calhoun Named NIAAA Associate Director

Dr. Faye J. Calhoun has been named associate director for collaborative research activities of the National Institute on Alcohol Abuse and Alcoholism. In announcing her appointment, NIAAA director Dr. Enoch Gordis said, "Dr. Calhoun is well known and highly respected throughout the NIH and other federal agencies. Her indepth knowledge and experience make her a valuable addition to NIAAA."

As associate director, Calhoun is responsible for administering the institute's international program, coordinating collaborative research activities with other NIH institutes and outside federal agencies, and establishing a science education program.

She comes to NIAAA from the Division of Research Grants, where she served for 6 years as deputy chief for review in the Referral and Review Branch. In this position, Calhoun supervised six review section chiefs with responsibility for more than 200 scientific review administrators and grants technical assistants. Her prior positions at DRG included serving as chief, physiological sciences review section from 1987 to 1989 and as scientific review administrator for the toxicology study section from 1982 to

1987. Before coming to NIH in 1982, she served as chief, Grants Administration and Review Branch, National



Institute for Occupational Safety and Health and held several positions at the Food and Drug Administration.

A native Washingtonian, Calhoun received a bachelor of science degree in zoology and a master's degree in endocrinology/biochemistry from Howard University, and master's and doctoral degrees in public administration from the University of Southern California.

She is the recipient of several awards including the 1994 NIH Director's Award, the PHS Special Recognition Award, and the Secretary's Recognition Award. She has had a long-standing interest in training and science education, serving frequently as a faculty member for NIH regional workshops, on committees to develop training programs for the extramural community, and as a resource for scientific and medical organizations in developing programs for students and new faculty.

NIGMS Grantees Honored

Two NIGMS grantees, Drs. Robert H. Abeles and Jeremy R. Knowles, have been named recipients of the 1995 Robert A. Welch Award in Chemistry. This annual award honors scientists who have made significant contributions in basic chemistry, and carries with it a certificate, a gold medal, and a \$300,000 cash prize.

Abeles is a professor of biochemistry at Brandeis University, and Knowles is dean of the faculty of arts and sciences at Harvard University. Both scientists are involved in research on enzymes. Knowles was honored for developing ideas that helped explain the great speed with which enzymes catalyze biochemical reactions, while Abeles was cited for his contributions to the development of "suicide inhibitors" of enzymes. Abeles' ideas have helped underpin rational drug design, an approach used by pharmaceutical companies in drug research.

The honorees will receive their awards at a ceremony in Houston on Oct. 23. □

Calling All 'Dudes'

Spend two nights/three days at the Buck Valley Dude Ranch in Warfordsburg, Pa. Only \$225 per person includes accommodations, meals, trail rides, and lots of fun and memories. Special R&W weekends are Aug. 25-27 and Sept. 15-17. Call (800) 294-3759, or the R&W Activity Desk, 6-4600, for details. □

NIA ANNIVERSARY

(Continued from Page 1)

increased—and costly—need for long-term care.

Dr. James Vaupel of Duke University and Odense University Medical School in Denmark, led off the scientific presentations by looking at demographic trends and research. Beliefs are changing about how mortality changes with age. Until recently, Vaupel noted, scientists continued to rely on the centuries-old theories of Gompertz and Buffon that mortality increased at predictable trajectories with age. But where little was known in the past about life at advanced ages, “it is now possible to peer into the remote reaches of survival for five species”—human, *Drosophila melanogaster* (fruit fly), *Ceratitis capitata* (the Medfly), *Anastrepha ludens* (the Mexican fruit fly), and *Caenorhabditis elegans* (nematode worm).

With these new insights, our understanding of the shape and plasticity of mortality curves at advanced ages is changed, Vaupel said. Mortality in the upper age ranges in the species studied so far decelerates, with life span perhaps reaching a maximum or ceiling around age 110 for humans. The trajectories of

Dr. Robert N. Butler, NIA founding director, talks with NIA director Dr. Richard Hodes and NIA senior social scientist Dr. Matilda White Riley.

explore this heterogeneity and its demographic consequences.

Dr. Norman B. Anderson, NIH associate director for behavioral and social sciences research, discussed aging and hypertension in Black Americans. Describing the extraordinarily high rates of hypertension among older Black people, he focused on the interaction of biological, sociocultural, and behavioral factors that may be linked to that increased risk. Specifically, he noted, scientists are examining socioeconomic status and level of education, residential environment and exposure to environmental hazards, social support and religious participation, behavioral factors

(such as smoking and alcohol use), and biological factors (such as differences in renal functioning).

Research on socioeconomic status and low education has demonstrated their importance as possible risk factors for hypertension. Anderson noted results of a study he conducted in a sample of

middle-age adults that compared sodium retention among four groups—people with low education/low stress lifestyles, low education/high stress lifestyles, high education/low stress lifestyles, and high education/high stress lifestyles.

“What we found was that the group excreting significantly lower amounts of sodium compared to the other groups was the low education/high stress group,” he said. “To my knowledge, this was the first demonstration that social class, one of the chief predictors of hypertension in Blacks, is related to a potentially pathophysiological process, in this case, sodium excretion.” This phenomenon is now being explored in a sample of older Blacks as part of Duke’s NIA-funded Exploratory Center for Research on Health Promotion in Older Minorities.

Participants in the NIA symposium include (from l) Drs. Norman B. Anderson, Fred H. Gage, Edward G. Lakatta, T. Franklin Williams, Richard J. Hodes, Gene D. Cohen, Robert N. Butler and James W. Vaupel.

mortality are such that all the species studied survive well past the normal ages of reproduction and their old-age mortality can be substantially altered by environmental and genetic changes, Vaupel added.

The influence of genetics and environment in particular may be demonstrated by the rapidly increasing number of centenarians. Over the course of human existence, the chance of surviving from 50 to 80 years has increased 21-fold, while the chance of surviving from 80 to 100 years has jumped 3,000-fold, Vaupel estimated. The challenge now is to look very carefully at the long-term survivors of multiple species. Individuals alive at older ages are systematically different from the individuals alive at younger ages, he noted, and researchers need to

Before coming to NIH in July, Anderson was founder and director of Duke University’s Program on Health, Behavior, and Aging in Black Americans and director of Duke’s Exploratory Center.

Dr. Edward G. Lakatta, acting NIA scientific director, outlined several recent findings that have increased understanding of changes that occur in the heart with age:

⊕ Lessened beta-adrenergic response with advancing age—this is not due to a declining number of beta receptors on heart cells with age, but, rather, to the altered ability of the receptors to connect with intracellular signaling pathways.

⊕ Cardiac “stiffness”—changes in arterial stiffness are more marked than changes in blood pressure and may be a better gauge of cardiovascular health. Arterial stiffness is measured by the speed of pulse waves that travel down artery walls as blood pulses through them.

⊕ The mechanisms of cardiac aging—scientists have measured changes in myocardial cell structure and function. In examining myocytes, it was found that calcium was removed more quickly from the cell’s inner fluid after contraction in rats that exercised regularly when compared to a sedentary group.

Lakatta particularly emphasized findings from the Baltimore Longitudinal Study of Aging, in which his Laboratory of Cardiovascular Science has been conducting a number of projects. Perhaps most critical is the notion that overall health is a more important factor than age in maintaining a healthy heart. A senior athlete study currently underway in the laboratory shows that exercise conditioning carries well into later life.

Dr. Allen D. Roses of Duke University described recent work on the genetics of late-onset Alzheimer’s disease (AD) as “a model for molecular gerontology and degenerative neurological diseases.” The Duke research linking AD to the apolipoprotein E (ApoE) gene represents the first successful discovery of a susceptibility gene for this very common disease using positional cloning (reverse genetics), he noted.

There have now been more than 100 studies confirming ApoE as a risk factor for the disease, Roses said. ApoE comes in three forms: E4, which appears to increase the risk for AD; E3, the most common form of the protein, and E2, which is associated with lower risk. Roses theorizes that ApoE interacts with the proteins *tau* and MAP2 to affect the stability of microtubules. In people with

one or two copies of the E4 allele, *tau* is more likely to clump to form paired helical filaments and neurofibrillary tangles, an event that leaves microtubules vulnerable and precedes the breakdown of neurons.

Roses' data indicate that approximately 2 percent of the population have two copies of the E4 gene, compared to 17 percent for AD patients. Roses cautioned, however, that ApoE is only one factor in the disease, noting that approximately 36 percent of people with AD have no E4. Ultimately, he said, combined with research on microgenetics and environment, his team's work on ApoE and Alzheimer's disease can lead to successful interventions.

While conventional thought about the adult central nervous system (CNS) dictates that "everything may die and nothing be regenerated," said Dr. Fred H. Gage of the University of California at San Diego, his research on gene and tissue transfer in animals has shown "that adult neurons retain the ability to regenerate, given the appropriate structural environment."

His discussion centered on cholinergic system cells which rely, as do other neurons, on growth factors released by target cells for survival. Gage has found that infusing nerve growth factor in the cellular environment after axotomy enables damaged cells to return to their normal size. He also noted the successful implantation of fetal tissue as a "scaffold" directing neurons to grow toward their target cells. In addition, while glial cells have been considered a barrier to cellular reconnection, Gage said, his research indicates that these cells can function as substrate to aid growth.

Limitation in cell division is the core problem to overcome in regeneration, Gage suggested. His approach involves accumulating progenitor cells in the lab, establishing them in a culture, determining the phenotype of cells and stimulating neurogenesis by injecting growth factors into the cellular environment. Afterwards, the neurons are grafted back into the experimental host. Similar interventions may succeed in humans, Gage suggested, looking forward to a future in which "damaged axons can regenerate and progenitor cells can be directed to self-replace."

Dr. Carol W. Greider of Cold Spring Harbor Laboratory outlined the unique role that telomeres and telomerase appear to play in cellular immortalization, senescence, and cancer. She began by

discussing the importance and function of telomeres in human cell lines, explaining how telomeres give a chromosome its structural stability. Telomere length corresponds inversely with increasing age in somatic cells.

Greider's current work focuses on the role and makeup of telomerase, an enzyme associated with immortalized cells, and the role telomerase plays in maintaining telomere length. Telomere length is maintained in germ cells and immortal cell lines, while there is telomere shortening in somatic cells until a senescence "crisis" occurs. In cancer cells, telomeres are shortened and telomerase is active. Evidence suggests that this telomerase activity is required for the growth of the "immortal" cancer cells.

Anshumali Chaudhari Joins DRG as SRA

Dr. Anshumali Chaudhari recently joined the staff of the Referral and Review Branch, Division of Research Grants, as scientific review administrator of the experimental cardiovascular sciences study section, clinical sciences review section. He currently is also an adjunct professor of physiology in the Dental School at the University of Maryland at Baltimore.

Prior to joining DRG, Chaudhari was for the last 5 years chief of the biochemistry section at the U.S. Army Dental Research Detachment, Walter Reed Army Institute of Research, Washington, D.C. There he was involved in developing synthetic bone regenerating materials for soldiers who suffered combat-related skeletal injuries.

From 1975 to 1977, he was a visiting fellow in the department of pharmacology at NIEHS. From 1977 to 1980, he held a research associate position with the department of pharmacology at Wayne State University. During these assignments he examined the effects of environmental pollutants on pulmonary prostaglandin metabolism.

From 1980 to 1985, he was adjunct assistant professor of medicine in the division of nephrology, University of California, Los Angeles, Center for the Health Sciences; and from 1985 to 1989, he was associate adjunct professor of medicine, section of nephrology, University of California, Irvine-Long Beach Medical Program. His research interest at the University of California campuses

Greider theorizes that anticancer drugs can be developed that may affect telomerase and limit the growth of cancer cells. "Our next tasks are to study the pathways of telomerase regulation in mice and in humans to determine the potential for anticancer telomerase therapies," she said. □

Forties Fellas Required

NIMH needs normal men in their forties for a study of brain function. Procedure involves a magnetic resonance imaging scan and a positron emission tomography (PET) scan. The PET scan involves exposure to a small amount of radiation that is within both NIH and FDA guidelines. Volunteers will be paid \$280. For information, call Brenda or Joy, 2-3682. □

included examination of hormonal regulation of kidney function in health and disease.

A native of India, Chaudhari received his bachelor of science degree in 1966 and his doctoral degree in biochemistry from the University of Lucknow, India, in 1976.


He has published more than 50 scientific articles and has received a number of honors and awards, including senior and advance research fellowships, and is listed in *Who's Who in Frontier Science and Technology*. He presently holds memberships with the American Society

for Pharmacology and Experimental Therapeutics, Society of Experimental Biology and Medicine, and Indian Academy of Neurosciences. □

Blue Cross Service Day

Blue Cross/Blue Shield of the National Capital Area will be on the NIH campus Tuesday, Aug. 22, to assist BC/BS enrollees who have claims or enrollment problems. A BC/BS representative will be available from 10 a.m. to 2 p.m. that day in Bldg. 31, Conf. Rm. 9, armed with a laptop computer to access directly the enrollee's records at company headquarters.

No appointment is necessary. Assistance will be provided on a first-come, first-served basis. It is anticipated that BC/BS will schedule more service days in the future. □



Dr. Anshumali Chaudhari

DIGGS LECTURE

(Continued from Page 1)

Diggs throughout his 20-year career at NIH.

"We do not need to look to the future to discern the catastrophic and exorbitant costs of failing to teach science," said BSA's Dr. Joseph L. Curtis of NCI, quoting from an article written earlier this year by Diggs in *The Scientist*. Curtis introduced the 3-hour Diggs Seminar, which concluded with a roundtable discussion period held in the Visitor Information Center. The seminar, the second in a series of three, was targeted to students in the NIH Summer Program. In addition, students from other programs supported by NIAID, NIDDK and NINDS also attended. More than 100 students registered to participate in the roundtable discussions led by minority presenters in the fields of AIDS education, research and training, several of whom were former and current NIAID staff members.

In his introduction, Curtis combined writings by Diggs, Audre Lorde and Richard Wright to emphasize the importance of all groups, but especially minorities, joining in the quest to solve serious medical mysteries such as AIDS that are afflicting large segments of the population.

"Look at the cores of our cities and smallest country towns," Curtis continued from Diggs' article. "We don't have enough physicians to care for the residents of the Black urban neighborhoods, the barrios, the reservations, and the boom towns that went bust, or enough teachers to teach science to the children growing up in these communities. Our young people are our future intellectual capital. We can no more

Summer students and researchers assembled in the Visitor Information Center for roundtable discussions.

afford the loss of a quarter or a third of them than we can a quarter or third of our material wealth."

Curtis also stressed the importance of African American scientists pursuing all aspects of biomedical research, and providing role models for the next generation of minority scientists. Illness, he emphasized, is no respecter of race or color. After using passages from Lorde's *Sister Outsider* to describe the nation's history of institutional separatism, Curtis, reading from Wright's *12 Million Black Voices*, called for unity among races against a powerful common enemy—disease:

"The differences between Black folk and white folk are not blood or color," he quoted Wright, "and the ties that bind us are deeper than those that separate us. The common road of hope which we all traveled has brought us into a stronger kinship than any words, laws, or legal claims."

Using graphic slides of people with AIDS in Uganda and other African nations hit hardest by the pandemic, keynote speaker Greaves described particularly gruesome health care deficiencies in countries where basic medical resources are scarce. In hospitals in Zambia, for instance, health care workers frequently boil needles to sterilize them for reuse, and often file down the tips of syringes to resharpen points. Surgical gloves with holes are also reused by doubling and tripling the layers worn to cover rips and tears, which could compromise the sanitary conditions caregivers strive to preserve.

By contrasting these devastating health

care situations with conditions in even the poorest areas of the United States, Greaves drove home several major points in his lecture titled, "HIV Infection and AIDS: Their Impact on the African American and Hispanic Communities and Women."

First, he said, the myth that AIDS is a gay, white men's disease must continue to be dispelled, especially in minority communities and among women; the disease and rate of HIV infection are growing more prevalent and faster in these two populations. In Africa, he pointed out, HIV and AIDS have always affected predominantly heterosexual men and women.

From the disease's origins, African Americans were affected, Greaves said, revealing a not-widely publicized fact that one of the first nine cases of AIDS in the United States was diagnosed in a Black homosexual male.

Today, he continued, the minority population is disproportionately affected in almost every category of AIDS and HIV infection: the number of heterosexuals infected, the number of women and the number of children. Blacks account for about 12 percent of the U.S. population, but about 33 percent to 35 percent of the total AIDS cases, he said. African Americans account for about 59 percent of the heterosexual population with AIDS. Similarly, more than half of the women and close to 58 percent of the children with AIDS in the U.S. are African American. "Three of every five new cases of AIDS occur in Blacks today," he said, "versus one in five a decade ago."

In addition, he noted, Blacks with AIDS tend to live shorter lives than their white counterparts, and Blacks tend to seek medical attention in much later stages of their disease.

The only African American principal investigator in the history of the AIDS Clinical Trials Group, Greaves said the

NIH deputy director Dr. Ruth Kirschstein greets keynote speaker Dr. Wayne L Greaves.

Tuskegee Syphilis Experiment early this century did major damage to the credibility of government medical research in the Black community and has caused distrust among some African Americans with regard to medical research studies. He emphasized that African Americans are sorely needed not only as participants, but also as investigators in AIDS research to provide the minority perspective lacking in most protocols.

"It is unfortunate that for a disease that affects so many of us as minorities," he said, "most of what we know has come from the work done in the white gay community and by nonminority researchers. I think it is time that that changes."

In opening remarks, NIH deputy director Dr. Ruth Kirschstein said the lecture topic—AIDS and HIV among minorities—was an issue that greatly concerned Diggs. She recalled meeting Diggs more than 20 years ago and said during that time they developed a close and lasting friendship and collegiality. Kirschstein said they also shared "a deep commitment to increase the number of minority biomedical research scientists and to provide opportunities for minority youth—high school, college and particularly graduate students in the biomedical sciences. I watched John's career grow and expand with enormous pride, a pride I know all of you share. This lectureship pays due honor to my dear friend John W. Diggs."

Diggs, who spent nearly 35 years in federal service and served as NIH deputy director for extramural research from July 1989 to June 1993, when he left to join the Association of American Medical Colleges, died of cancer on May 15 at age 59. □

New Fitness Center Opens

The R&W Fitness Center at Rockledge is now open. Annual membership is only \$175 for the fitness room, \$230 for aerobics, or \$295 for a combination. The facility is state-of-the-art and features treadmills, stairmasters, free weights, circuit equipment, and aerobics room. Hours are Monday through Friday, from 7 a.m. to 7 p.m. Aerobics are offered Monday and Wednesday at noon and Tuesday and Thursday at 5 p.m. The center is located on the 5th floor of Rockledge I at 6705 Rockledge Dr. Membership is interchangeable with the fitness center on the main campus. Stop by and try the facility for free. For more information, call Julie, 5-0038. □

NIMH Branch Fetes Volunteer Corps

The NIMH Clinical Psychobiology Branch (CPB) hosted a 15-year anniversary celebration as a tribute to volunteer patients who have participated in its studies on seasonal affective disorder (SAD) and other mood disorders related to seasonal changes. More than 125 people attended the 2-hour meeting and reception held recently at the Clinical Center.

"It's a tradition in our program to give feedback on research findings to the people who volunteer for our studies," said CPB researcher Dr. Norman E. Rosenthal. He and branch chief Dr. Thomas A. Wehr are credited with identifying and describing the depressive syndrome, and developing light therapy to treat it. Their research spawned an international field of study on SAD and related syndromes.


Affecting about 10 million Americans, SAD is a recurrent depressive illness that begins in early to mid-fall and subsides during spring. Symptoms include fatigue, increased (or decreased) appetite, carbohydrate craving, weight gain or loss, sad or anxious mood, difficulty concentrating, and withdrawal from family and friends. Researchers believe that abnormal brain responses to autumn's waning daylight may result in chemical imbalances that trigger SAD. Light therapy involves increased daily exposure to natural or bright artificial fluorescent light from late September to April to "trick" the brain into producing summertime levels of naturally occurring chemicals.

Biomedical results that Rosenthal, Wehr, and other CPB scientists reported at the meeting were based on recent studies from SAD research centers in the United States, Scandinavia, and Japan. Highlights included the following findings:

➤ New evidence suggesting lower wintertime levels of the brain chemical serotonin in SAD patients compared to normal volunteers; similar evidence of abnormally low serotonin levels has been found in people with nonseasonal forms of depression;

➤ Following light therapy, decreased nighttime body temperature, which corresponded with reduced depressive symptoms in SAD patients;

➤ Abnormally consistent duration of melatonin secretion across the seasons in female volunteers with SAD, contrasted with more varying levels in healthy patients. Melatonin is associated with



NIMH's Drs. Thomas A. Wehr (l) and Norman E. Rosenthal (r) present award to Herbert E. Kern, the branch's first SAD research volunteer patient.

sleep and appetite functions in animals and humans.

The celebration included an award to 78-year-old Herbert E. Kern, who was CPB's first volunteer patient. □

Conference on Long-Acting Contraception, Aug. 24-25

NICHD's Center for Population Research will address state-of-the-art research on long-acting contraceptives at a conference Aug. 24-25 at Lister Hill Auditorium, Bldg. 38A. Titled "Research on Long-Acting Contraception," the conference will start at 9 a.m. on Thursday and end at noon on Friday.

With the relatively recent FDA approval of Norplant, in 1990, and Depo-Provera (DMPA), in 1992, U.S. women now have a choice between different methods of hormonal contraception.

Unlike the birth control pill—a more well-known form of hormonal contraception—Norplant and DMPA need only be administered once to be effective for long periods of time. Norplant, which is inserted in the form of six matchstick-like capsules under the skin on a woman's upper arm, lasts for 5 years. DMPA is administered by injection once every 3 months.

As more women adopt these newer contraceptives, however, the research community turns its attention to issues of user satisfaction, use patterns, management of side effects, evaluation of long term advantages and disadvantages, and problems with removal. Many of these risks and benefits will need to be compared to the better studied effects of oral contraceptives. Other concerns, such as social issues arising from the use of these methods, also need to be addressed.

For more information, call 6-1174. □

FRASIER

(Continued from Page 1)

training, increased professionalism and use of innovative contracting techniques, she explained.

Similar to the reinvention process affecting other areas of government, contracting among federal agencies is also undergoing a renaissance of sorts. At least two innovations are already in early stages of adoption at OCGM as a result of the Federal Acquisitions Streamlining Act (FASA).

FASA created the simplified acquisition threshold, which permits actions under \$50,000 to be awarded quickly by using procedures previously only available for small purchases. When NIH becomes FACNET (Federal Acquisition Network) certified, requirements up to \$100,000 will also reap the full benefits of this change. The change frees all concerned with such transactions—the contracting officer can now process orders faster, and the end user gets the merchandise or service sooner.

“What it means is contracting officers can buy more with less interference,” Frasier explained. “Our main goal is to get the requirements that the project officers send to us as soon as possible. With the new threshold, you’re going to see an improvement in contracting at NIH very soon.”

The second innovation currently being implemented around campus is use of the federal purchase card. A pocket-size plastic card similar to personal bank cards, the purchase card is now being urged to buy items costing up to \$2,500. Purchase power will now be in the hands of the end user.

In addition to smoothing the way for acquiring goods and services, these and other new contracting modifications address another critical issue in the government workplace: Meeting increasing demands with a decreasing federal workforce.

“That’s why putting into practice the available technological advances is so important,” Frasier pointed out. “I see all NIH contract offices taking advantage of such new technology as electronic RFPs [requests for proposals], for example. With less staff, the use of technology is crucial. Electronic RFPs will be beneficial not only to the scientist but also to the business community and to contract specialists. Hopefully we’ll also see some relief in the approval levels required for certain actions.”

A native of Long Island, N.Y., Frasier received her B.A. from the University of

Virginia. After finishing graduate school in 1979 at the C.W. Post Center of Long Island University, she was selected as a presidential management intern. As a PMI, she served in the Naval Sea Systems Command. Having spent most of her professional life in contracting positions with the Department of Defense, Frasier said she welcomes the change of venue

offered by her new NIH position.

“Within every government agency,” she concluded, “there is always certainly a sense of immediacy about contracting. It’s refreshing to be able to read daily about the work you’re involved in and its impact on the public. Here at NIH, we have the luxury of providing a benefit and seeing the results of it quickly.” □

MASTER PLAN DRAFT NOW AVAILABLE FOR PUBLIC REVIEW, COMMENT

(Continued from Page 1)

the Environmental Reading Room (Bldg. 31, Rm. 2B04), as well as local public libraries.

This draft is a revision of the one prepared by NIH in November 1993. Policy changes necessitated by the reduction of the federal workforce and the External Advisors’ Report on the NIH Intramural Research Program, and the need to allow broader community involvement in the planning process led NIH to revise the 1993 draft. The current draft reflects reduced growth projections for the next 20 years and emphasizes the critical needs of the NIH Intramural Research Program. It includes proposals for phased renewal of the Clinical Center, renovation of existing laboratories, construction of new research facilities, upgrading and modernization of utilities and infrastructure, transportation and parking strategies, and a physical reorganization of the campus over the next 20 years.

The EIS supplement responds to many of the comments and concerns expressed during the development of the 1993 draft EIS. Impacts of future

development are analyzed and necessary measures identified to mitigate potential adverse effects on the surrounding environment and local transportation and other infrastructure networks.

As a part of the review process, NIH has scheduled a public hearing on the Draft Master Plan and EIS Supplement for Tuesday, Sept. 12, 7:30 p.m., at the Natcher Auditorium. NIH staff and representatives of the master plan community working group will be present before the hearing from 5:30 to 7:30 p.m. to provide information and respond to questions informally. Details will be announced in advance of the meeting.

Formal comments on the drafts can be addressed to Janyce Hedetniemi, director, Office of Community Liaison, Bldg. 1, Rm. 257, One Center Drive, Bethesda, MD 20892-0172, phone: 6-3931. For copies of the Draft Master Plan and Draft EIS Supplement, contact Stella Serras-Fiotes, master planner, Facilities Planning and Programming Branch, Division of Engineering Services, 6-5037.

Jackie Sanders (l), automatic data processing chairperson, presented 1995 awards and certificates of achievement to members of the ADP/EP coordination committee for their outstanding contributions to the extramural computing community. Pictured above with Sanders, the awardees are (from l) Nancy Bavisotto of NIAID, for meeting the diversified technological challenges of the ADP/EP; Jim Del Priore of DCRT, for the implementation of the Select contract; Carol Martin of NCHGR, for sustained efforts in the SITS/IMPAC II project; Carolyn McIntyre of NEI, for support of committee activities; and Perry Plexico of DCRT, for his cohesive efforts with the NIHnet architecture management group. Not pictured is Lee Vickers of NIGMS, who also received a certificate of appreciation.

Executive Child Development Center Opens

The Division of Space and Facility Management recently opened the doors of its third NIH Day Care Center. The new state-of-the-art facility known as Executive Child Development Center (ECDC), formerly Nettie Ottenberg Memorial Child Care Center, is located at 6006 Executive Blvd. in Rockville. ECDC was relocated from the Ayr lawn School in Bethesda.

The new center is unique in that it is located in a leased building. NIH's other centers, Parents of Preschoolers, Inc., with an enrollment of 66 children, and ChildKind, Inc., with an enrollment of 33 children, are located on campus in Bldgs. 35 and T-46, respectively.

With the opening of ECDC, NIH increased the enrollment capacity of children in NIH Day Care Centers from 99 to 315 children. The ECDC provides NIH the only complete program from 6 weeks through 14 years of age.

The 2-year design and construction project was a joint effort that included the expertise of the General Services Administration, the Space Planning Branch and Facility Management Branch, DSFM. The design provides a bright and cheerful atmosphere for the children, offering new furnishings, toys, and equipment to enhance the children's learning capabilities.

The center consists of approximately 25,000 square feet of space. In addition there are two separate playground areas divided for toddlers and school-age children.


ECDC capacity is 220 children; current enrollment for the fall term is:

	Currently Enrolled	Slots Available
Infants/Toddlers	18	0
2-Year-Olds	18	6
Preschool	22	8
Kindergarten	33	0
School Age	74	0

Tuition costs are figured on a sliding scale according to family size and income. Costs per child and by age are:

Infants/Toddlers	\$175-\$225 a week (\$32,000-\$87,333)
2-Year-Olds	\$131-\$169 a week (\$32,000-\$87,333)
Preschool	\$105-\$135 a week (\$32,000-\$87,333)
Kindergarten	\$100-\$130 a week (\$32,000-\$87,333)
School Age	\$100-\$130 a week (\$32,000-\$87,333)

DSFM wants to provide quality child



Paul R. Horton, director of NIH's Division of Space and Facility Management, participates in a reading class with students at the new Executive Child Development Center.

care at the best price possible. Call Anne Schmitz, ECDC director, 6-4711, for a tour of the facility or for more information about registering your child. □

NICHD's Joan Marini Named Heritable Disorders Branch Chief

Dr. Joan C. Marini, head of the section on connective tissue disorders, NICHD, has been appointed chief of the institute's Heritable Disorders Branch, formerly known as the Human Genetics Branch.

She first came to NICHD as a medical staff fellow of the Human Genetics Branch in 1983. Since that time, she has concentrated on heritable connective tissue disorders, particularly on osteogenesis imperfecta (OI), a diverse group of disorders caused by various defects in type I collagen, which is the major component of bone matrix. The disease takes a number of forms, depending on the particular collagen mutation involved, and may range from severe deformity and multiple bone fractures beginning at birth to an absence of deformity and relatively infrequent fracturing.

Marini has developed an internationally recognized program on OI at NICHD. It features basic science research integrated with aggressive clinical treatment. To form the base of the program, Marini recruited a diverse group of OI patients, as well as a multidisciplinary group of researchers with expertise in rehabilitation medicine, endocrinology, orthopedics, and neurology.

The laboratory investigation on OI has resulted in a regional model for the relationship between the location of the

Manchester Quartet Returns

The Manchester String Quartet returns to NIH for a seventh season on Monday, Oct. 16. The concerts will be presented from 12:30 to 1 p.m. in Masur Auditorium, Bldg. 10. The quartet is composed of members of the National Symphony Orchestra. Concert dates are Oct. 16, Oct. 30, Nov. 20, Jan. 8, Feb. 12, Mar. 11, and Apr. 15 and 29. For more information, call Sharon Greenwell, Visitor Information Center, 6-1776. □

Normal Volunteers Needed

The section on functional brain imaging is seeking healthy volunteers for brain activation studies using PET imaging. Volunteers should be right-handed and ages 20-40, with no PET in the previous year. Studies require two or more visits. Subjects will be paid for participation. Contact Trina, 2-0416 or Jill, 2-0869, for information and scheduling. □

collagen mutations and disease severity. The clinical research has focused on the potential of human growth hormone to

increase bone growth and strength in OI children.

Marini is a graduate of Brown University, where she obtained her undergraduate degree *magna cum laude* in biology and in the humanities.

She received her

M.D. and a Ph.D. in biochemistry from Johns Hopkins School of Medicine. She completed pediatric training at Johns Hopkins and Georgetown University and is a board-certified clinical geneticist. Prior to joining NICHD, her research accomplishments included the first description of "bent" DNA, a structure present in many elements important for DNA expression and replication, and work on site-specific recombination in bacteriophage lambda.

She is a member of numerous professional societies, among them the Society for Pediatric Research, the American Society for Human Genetics, and the American Society for Bone and Mineral Research. □



Dr. Joan C. Marini

The NIH Life Sciences Education Connection



✎ The NIH film festival, "Science in the Cinema" is half way through its run. With three films to go, you still have a chance to see free movies and hear experts talk about them.

On Aug. 17, viewers can see *My Left Foot*, the story of Irish author and artist Christy Brown who triumphs despite his struggle with cerebral palsy. Following the film, a guest speaker (to be announced) will lead a discussion with the audience about the film.

Rain Man is the Aug. 24 feature. This is the Tom Cruise/Dustin Hoffman film about the relationship between two brothers, one of whom is autistic. Dr. Peter Jensen, chief of the NIMH Childhood and Adolescent Disorders Research Branch, will lead the discussion and answer questions following the film.

Closing night, Aug. 31, will highlight *Outbreak*, the recent biomedical thriller about an Ebola-like virus that threatens to infect and kill everyone in the United States. Two scientists from the United States Army Medical Research Institute of Infectious Disease will lead the discussion: Dr. Russell Coleman, an entomologist who recently traveled to Zaire to search for the origins of the Ebola virus, and Dr. Peter Jahrling, the virologist who isolated Ebola-Reston in 1989.

The films are free and open to the public on a first-come, first-served basis. Show time is 7 p.m. in Masur Auditorium, Bldg. 10. For more information, contact the Office of Science Education, 2-2469.

✎ Do you have equipment that you no longer use, but someone else can? The Office of Science Education is developing a resource room for equipment that could be used for educational outreach programs. Types of equipment needed include microscopes, identified prepared slides, electrophoresis gel units, small water baths, glassware, and analytical instruments. If you have usable equipment that you are interested in transferring to this resource room, contact Gloria Seelman, 6-0608.

NIEHS's Fouts Retires After More Than 40 Years in Science

Dr. James R. Fouts, senior scientific advisor to the director of NIEHS, has retired after more than 25 years as a scientist with the government, and more than 40 years in science.

He has been at the frontier of the development of toxicology and environmental health sciences as developing disciplines for his entire career, and was among those to serve on early advisory councils to NIEHS while on the faculty of the University of Iowa, before joining NIEHS as a senior scientist in 1970. Until his retirement, he served on the NIEHS executive committee.

In the same way that he showed special talents early in his science career—as South Denver (Colo.) High School valedictorian, Phi Beta Kappa at Northwestern University, etc.—he rounds out his career in science by continuing a second career as an ordained Episcopal priest. Holder of a master's of divinity degree, *summa cum laude*, from Duke University, completed in 1984, he has been priest associate at Chapel of the Cross, Chapel Hill, N.C., since 1989.

Fouts' more than 231 scientific publications cover a range of research interests including such areas as mammalian and marine drug-metabolizing enzyme systems; factors affecting these enzymes (age, disease, induction and inhibition by pesticides); correlation of cell ultrastructure and function of these enzyme systems; intracellular localization of these enzyme systems; comparative pharmacology and drug metabolism; the metabolism of drugs by tumors; the pharmacology of antimetabolites and antibiotics; drug-chemical interactions; preclinical drug testing; and pharmacogenetics.

He is one of only 57 pharmacologists to attain the honor roll of the "1,000 Contemporary Scientists Most-Cited 1965-1978," compiled by the scientific publication *Current Contents*. His many other honors include the Abel Award in Pharmacology from the American Society for Pharmacology and Experimental Therapeutics; the Claude Bernard Medal from the University of Montreal; and the NIH Director's Award.

One interest that has been a touchstone throughout his career is Fouts' enthusiasm for teaching young students and scientists. This career-long involvement began immediately upon graduation with

a bachelor's degree with highest honors in chemistry at Northwestern University, when he was appointed a tutorial fellow and instructed sections in biochemistry for medical and graduate students. He earned his Ph.D. in biochemistry and pharmacology at Northwestern University, and worked for a time at Burroughs Wellcome Research Laboratories in Tuckahoe, N.Y., where Dr. George H. Hitchings, later a Nobel laureate, was his supervisor. In 1957, Fouts joined the department of pharmacology, University of

Iowa, where he did research and taught until joining NIEHS in 1970. At Iowa City, he also served as director of the Oakdale Toxicology Center at the university. He has trained 19 postdoctoral students and 17 graduate students, including several of the senior scientists on staff at NIEHS, and has served as mentor and teacher to many others.

His long affiliation with NIEHS, both as an academic and as a senior staff scientist, has also enabled him to become something of an organizational and scientific historian since he has been on major scientific and search committees over many years. He authored a detailed outline for the writing of institute history for the 20th anniversary observance in 1986, and has been a key resource person on major science, policy and administrative issues for many years.

Dr. Kenneth Olden, NIEHS director, commented that Fouts may retire to take up his second career in the ministry, but he will always be a part of the institute. "The science that Dr. Fouts did here, the scientists that he trained here and around the nation and the world, and his creative contributions to programs will have a lasting impact for the future," he said.

Fouts and his wife Joan will continue to reside in Chapel Hill, N.C. They have three grown children and eight grandchildren.—Thomas Hawkins □

Normal Lefties Needed

NIMH needs normal left-handed men ages 22-50 for a study of brain function. Procedure involves a magnetic resonance imaging scan and a positron emission tomography (PET) scan, which involves exposure to a small amount of radiation within NIH and FDA guidelines. Volunteers will be paid. For information, call Brenda or Joy, 2-3682. □




Dr. James R. Fouts

FIC's Pifer Says So Long, Spent 38 Years in Government

Most foreign scientists who have come to work in an NIH laboratory under the NIH Visiting Program are familiar with the small white frame house on the hill near Stone House, commonly known as Bldg. 16A. There, in the International Services Branch of the Fogarty International Center, the staff navigates deftly through the intricacies of immigration and visa questions, studies and interprets the rules and regulations governing J1, B1, H1B, and O1 visa status, and clarifies the mysteries of the form IAP-66. Extensions, waivers, lost forms, deadlines—all are handled with dispatch by those who are familiar with this important and specialized information.

Wanda "Claudie" Pifer, who recently retired from NIH after 38 years of government service, has always been a fountain of knowledge. In her capacity as immigration coordinator at FIC's International Services Branch and responsible officer for NIH's J1 Exchange Visitor Program, she has been a perfect guide through the maze of immigration and visa questions. Her



Wanda Pifer

deep knowledge of the J1 program administered by the U.S. Information Agency, and of U.S. Government immigration policy affecting foreign scientists who come to work in NIH intramural laboratories, has always provided answers when there seemed to be none. In addition to the work she has done personally to smooth the way for foreign scientists and the NIH institutes in whose laboratories they come to work, over the years she has overseen the training of a committed staff who will follow in her footsteps.

Pifer came to NIH in 1957 to work in the Division of Administrative Services, where she was responsible for reservations for all NIH conference facilities. Her association with the international community began when she joined the Clinical Center special events office in 1960 and handled international visitors to the campus. In 1969, she began her long career at FIC in the then-International Visitors Center. She was appointed chief of the center in 1980 and, when the FIC Foreign Scientist Assis-

tance Branch was established in 1982, she was appointed chief. She became immigration coordinator in 1988, a position she held until her retirement.

Her service to the NIH community has been great and she was honored for her contributions. She received the NIH Director's Award in 1983 and the PHS Special Recognition Award in 1991. FIC director Dr. Philip Schambra, noting that NIH might well be called the International Institutes of Health because of the number of foreign scientists working in its laboratories, praised Pifer's contributions to international scientific cooperation.

In retirement, Pifer plans to travel, both on and off the information superhighway, and to enjoy quantity as well as quality time with her grandson. Recently, she wrote that "one of the most gratifying parts of my job was meeting and getting to know so many wonderful people from the near and far corners of the world. The foreign scientists widened my horizons, taught me about the world, and enriched my life." Paraphrasing Rudyard Kipling, she added, "I could not cross over the sea but they crossed over the way and I discovered that I am truly just another sort of they." □

NINDS's Rusten Bids Farewell After 35 Years

After 35 years of service to the NIH community, Raymond T. "Ray" Rusten, Sr., laboratory technician at the NINDS Electron Microscopy Facility (EMF), has hung up his hat. He officially retired on July 2.

Rusten began his career as a nursing aide at the Clinical Center in 1960. Five years later, he became a biological laboratory aide at NIAID. In 1970 he moved to NCI where he served as a biological laboratory technician specializing in electron microscopy. He later worked in several electron microscopy laboratories at NICHD and NINDS.

Rusten spent the last 17 years working in the Laboratory of Viral and Molecular Pathogenesis for Dr. Monique Dubois-Dalcq until her departure to the Pasteur Institute in Paris in January. Since then, he has been working at the NINDS EMF, sharing his talents with the facility's many users.

According to Dr. Susan Cheng, EMF manager and Rusten's supervisor, in the short time Rusten has been at the facility, he has accomplished several feats including eliminating all backlogs and shortening the turn-around time for



Raymond T. Rusten

many projects. Through the years, Rusten has diversified his activities as a technician. His mastery of certain laboratory techniques relating to embedding and sectioning for electron microscopy, along with his experience in photography, made him an indispensable member of the research team. Senior investigators in need of histological, electron microscopic, and photographic analyses frequently consulted him.

Ray—as his friends call him—known for his broad smile and hearty laughter, has always enjoyed working with young people. He has trained many summer, stay-in-school, and postdoctoral students in various laboratory techniques.

In his retirement, Rusten says he will "enjoy a life of leisure," which will include fishing, traveling, and "puttering around the yard." His colleagues, however, are betting that he will be too

busy in other more active endeavors such as becoming a volunteer counselor to young people and returning to the EMF as a volunteer to help train others.—Shannon E. Garnett □

Dance Classes After Work

The after-work group of the newly formed NIH R&W Country-Western Dance Club is now holding line-dance sessions in the Visitor Information Center, Bldg. 10, every Monday night from 5:30 to 6:30 (except holidays). Step-by-step practice sessions are led by volunteer club members and occasional guest instructors. All NIH'ers are welcome; no prior experience is necessary. For more information call Carol Feld, 6-6623. □

Volunteers Needed

The Cardiology Branch, NHLBI, needs postmenopausal volunteers for an outpatient study of estrogen/progesterone. Participants must not be taking any medications, hormone replacements or vitamins or be willing to stop medications for 2 months. Volunteers will be paid. Call Rita Mincemoyer, 6-3666. □

Kids, Scientists Join in 'Adventure'

By Ellen Orjala

What do you get when you put 40 elementary school kids together with four NIH scientists? An "Adventure in Science" that's as much an adventure for the scientists as it is for the students.

The Adventure in Science (AIS) program, about to begin its third year at NIH, brings local children face to face with NIH scientists for hands-on classes in science. Last year's adventures included "A visit to the Fourth Dimension," "M&Ms and data analysis," "Dissecting a squid," "A microscopic zoo," and "Electricity."

Blanche O'Neill, a program director at NCI, is an Adventure in Science teacher and site manager. She says one popular class she led featured study of owl pellets. O'Neill says, "We measured them, plotted them on graphs, and opened them up. We studied pictures of animal bones and tried to reconstruct what the owl ate." That simple exercise was successful she says "because the kids really got to investigate."

"The scientists were cool," says 8-year-old Elizabeth Saah, an AIS student last year. "We learned interesting stuff."

Elizabeth described her favorite project as "the one where we looked at eggs where the chicks were still developing."

AIS students are 8- to 12-year-olds who pay a \$75 fee to be in the program, which runs every Saturday morning from October to March. Each Saturday, students choose to participate in one of four classes being presented that day.

Most of the teachers are NIH scientists who volunteer to give a presentation on a topic in science. No experience is necessary and no minimum time commitment is required to become a volunteer. Dr. Edward Max, who helped bring the AIS program to NIH after 20 years at three other Montgomery County sites, says that the key requirement for scientist volunteers is "enthusiasm."

Max says that AIS prefers to have real scientists give the presentations because "not only do the people doing research deeply understand the material and the process of science but they can also communicate their enthusiasm to the children to get them excited about science."

Dr. Anthony Fauci, director of NIAID, taught a session last year titled, "How your body protects you against diseases." He says, "As a scientist, it was a most enjoyable experience. It is very gratifying to see children become fascinated with the things that I spend my life doing." He adds, "I think that this program will have an absolutely critical impact on the perception of science and scientists by these students."

Dr. Mike Kelley, a medical oncologist with NCI who taught a session last year called "Fun with blood," says, "I think the kids learn best when they don't think they are learning, like when you play games, touch, manipulate, and concentrate on objects." He says that he volunteers with AIS because "it makes sense to me to share with the community the expertise that's here at NIH. I also get personal satisfaction from the experience."

The AIS program offers help to scientists who have never worked with young

Dr. Rachel Ballard-Barbash of NCI gives instruction on how to test soil chemistry.

kids before. At a workshop each fall, scientists receive advice on what works well with the age group, ideas for presentations to share with the children, and useful strategies for teaching. Max says that one goal of the workshops is "to let the scientists know that this is not something they have to be afraid of."

If you are interested in volunteering for this program, or would like to enroll a child, contact Dr. Ed Max, 2-0484. □

Transcription Symposium Set

There will be a mini-symposium on "Transcription Factors and Signal Transduction: Mechanisms and Pathways," on Friday, Oct. 13 at Hood College in Frederick, Md., sponsored by the Foundation for Advanced Cancer Studies, Inc. Speakers include Tom Maniatis, Harvard University; Marc Montminy, Salk Institute; Anjana Rao, Harvard University; David Levy, New York University; James Woodgett, Ontario Cancer Institute; Richard Treisman, ICRF London. For information call Patti Hall, (410) 658-2882, or send fax to (410) 658-3799. □

Volunteers Needed at NHLBI

The Cardiology Branch, NHLBI, needs normal volunteers age 45 and older to participate in a study assessing the causative mechanisms of certain cardiovascular diseases. Volunteers must not be taking any medication. The study includes placement of a small needle in the brachial artery and takes approximately 4 hours. Participants will be paid. For more information, call Cressie Kilcoyne, 6-8739. □

Rockledge Gift Shop Opens

Doors are now open to the new R&W Gift Shop on the 1st floor of Rockledge II at 6701 Rockledge Dr. The store hours are 8:30 a.m. to 3:45 p.m. Stop by and see the new look! □

NCI's Dr. Mike Kelley prepares rabbit blood cells for his "Fun with blood" session.

NIAID director Dr. Anthony Fauci teaches an 'Adventure in Science' session on protecting against disease.