

# FISCAL YEAR 2004 BUDGET

---

---

## HEARING

BEFORE THE

COMMITTEE ON INDIAN AFFAIRS  
UNITED STATES SENATE

ONE HUNDRED EIGHTH CONGRESS

FIRST SESSION

ON

OVERSIGHT HEARING ON THE PRESIDENT'S BUDGET REQUEST FOR  
INDIAN PROGRAMS FOR FISCAL YEAR 2004

---

FEBRUARY 26, 2003  
MARCH 5, 2003  
WASHINGTON, DC



# **FISCAL YEAR 2004 BUDGET**

# FISCAL YEAR 2004 BUDGET

---

---

## HEARING

BEFORE THE

COMMITTEE ON INDIAN AFFAIRS  
UNITED STATES SENATE

ONE HUNDRED EIGHTH CONGRESS

FIRST SESSION

ON

OVERSIGHT HEARING ON THE PRESIDENT'S BUDGET REQUEST FOR  
INDIAN PROGRAMS FOR FISCAL YEAR 2004

---

FEBRUARY 26, 2003  
MARCH 5, 2003  
WASHINGTON, DC



U.S. GOVERNMENT PRINTING OFFICE

85-423 PDF

WASHINGTON : 2003

---

For sale by the Superintendent of Documents, U.S. Government Printing Office  
Internet: bookstore.gpo.gov Phone: toll free (866) 512-1800; DC area (202) 512-1800  
Fax: (202) 512-2250 Mail: Stop SSOP, Washington, DC 20402-0001

COMMITTEE ON INDIAN AFFAIRS

BEN NIGHTHORSE CAMPBELL, Colorado, *Chairman*

DANIEL K. INOUYE, Hawaii, *Vice Chairman*

JOHN McCAIN, Arizona,

PETE V. DOMENICI, New Mexico

CRAIG THOMAS, Wyoming

ORRIN G. HATCH, Utah

JAMES M. INHOFE, Oklahoma

GORDON SMITH, Oregon

LISA MURKOWSKI, Alaska

KENT CONRAD, North Dakota

HARRY REID, Nevada

DANIEL K. AKAKA, Hawaii

BYRON L. DORGAN, North Dakota

TIM JOHNSON, South Dakota

MARIA CANTWELL, Washington

PAUL MOOREHEAD, *Majority Staff Director / Chief Counsel*

PATRICIA M. ZELL, *Minority Staff Director / Chief Counsel*

# CONTENTS

Page

FEBRUARY 26, 2003

Statements:

Campbell, Hon. Ben Nighthorse, U.S. Senator from Colorado, chairman, Committee on Indian Affairs .....	1
Cheek, John, executive director, National Indian Education Association, Alexandria, VA .....	27
Conrad, Hon. Kent, U.S. Senator from North Dakota .....	19
Culbertson, Kay, president, Denver Indian Health and Family Services, Denver, CO .....	23
Davis-Wheeler, Julia, chair, National Indian Health Board, Denver, CO ...	21
Edwards, Gary, CEO, National Native American Law Enforcement Association, Washington, DC .....	8
Hall, Tex, president, National Congress of American Indians, Washington, DC .....	2
McNeil, Ron, chairman, President's Board of Advisors on Tribal Colleges and Universities, Sitting Bull College, Fort Yates, ND .....	29
Sossamon, Russell, chairman, National American Indian Housing Council, Washington, DC .....	5

APPENDIX

Prepared statements:

Cheek, John .....	131
Culbertson, Kay .....	121
Davis-Wheeler, Julia .....	35
Edwards, Gary .....	64
Hall, Tex .....	41
Inouye, Hon. Daniel K., U.S. Senator from Hawaii, vice chairman, Committee on Indian Affairs .....	35
McNeil, Ron (with attachments) .....	74
Sossamon, Russell .....	58

Additional material submitted for the record:

DeWeaver, Norman C., national representative, Indian and Native American Employment and Training Colaition, letter .....	146
--	-----

MARCH 5, 2003

Statements:

Campbell, Hon. Ben Nighthorse, U.S. Senator from Colorado, chairman, Committee on Indian Affairs .....	149
Dorgan, Hon. Byron L., U.S. Senator from North Dakota .....	163
Erwin, Donna, acting special trustee, Department of the Interior, Washington, DC .....	153
Grim, Charles W., M.D., interim director, Indian Health Service, Rockville, MD .....	156
Hartz, Gary, acting director, Office of Public Health .....	156
Jones, Lonna B., acting director, Elementary Secondary, and Vocational Analysis Division, Budget Service, Office of Deputy Secretary, Department of Education, Washington, DC .....	161
Kincannon, Louis, director, Bureau of the Census, Suitland, MD .....	150

IV

	Page
Statements—Continued	
Lincoln, Michael E., deputy director, Indian health Service, Rockville, MD .....	156
Martin, Aurene, acting assistant secretary, Indian Affairs, Department of the Interior, Washington, DC .....	153
Martin, Cathie L., group leader, Office of Indian Elementary and Secondary Education, Department of Education, Washington, DC .....	161
Murkowski, Hon. Lisa, U.S. Senator from Alaska .....	160
Russell, William, deputy assistant secretary, Public and Indian Housing, Department of Housing and Urban Development, Washington, DC .....	159
Vanderwagen, Craig, M.D. acting chief medical officer .....	156
Vasques, Victoria, director, Office of Indian Education, Department of Education, Washington, DC .....	161

APPENDIX

Prepared statements:	
Carlson, Ervin, president, Inter-Tribal Bison Cooperative (with attachment) .....	580
Daniels, Deborah J., Assistant Attorney General, Office of Justice Programs (with attachment) .....	175
Grim, Charles W. (with attachments) .....	511
Kincannon, Louis (with attachments) .....	180
Martin, Aurene .....	500
Russell, William (with attachments) .....	538
Vasques, Victoria (with attachments) .....	558

**Note: Other material submitted for the record will be retained in committee files.**

## FISCAL YEAR 2004 BUDGET

---

WEDNESDAY, FEBRUARY 26, 2003

U.S. SENATE,  
COMMITTEE ON INDIAN AFFAIRS,  
*Washington, DC.*

The committee met, pursuant to notice, at 10:05 a.m. in room 485, Senate Russell Building, Hon. Ben Nighthorse Campbell, (chairman of the committee) presiding.

Present: Senators Campbell, Inouye, and Conrad.

### STATEMENT OF HON. BEN NIGHTHORSE CAMPBELL, U.S. SENATOR FROM COLORADO, CHAIRMAN, COMMITTEE ON INDIAN AFFAIRS

The CHAIRMAN. The Committee on Indian Affairs will be in order.

This morning we have a business meeting with three pending bills. Unfortunately, Senator Inouye is going to be late; probably that murderous weather that is already accumulating out there, but he will be along. So what we are going to do is reverse the order and go ahead with the hearing part on our fiscal year 2004 budget request and then come back when Senators show up to second the motion for the business part of our meeting.

This will be the first of our two oversight hearings on the President's fiscal year 2004 budget request for Indian programs. As we all know, our Nation is now on the verge of a major conflict. All of us hope that is not going to happen, but unfortunately it appears very close. This effort has cost, and will cost, billions of dollars.

We are also engaged in a coast-to-coast effort to protect our homeland with the building up of the national defense program. The President's fiscal year 2004 budget reflects those realities and, at the same time, provides for a modest increase in a number of Indian accounts.

The Department of the Interior's budget is pegged at \$10.7 billion with more than one-quarter of the entire Department's budget dedicated to Indian accounts, including \$2.314 billion for the BIA, and \$275 million for the Special Trustee. The Indian Health Service account would receive \$2.89 billion, an increase of \$68 million over fiscal year 2003.

I won't recite the litany of all of the accounts, but all of the dollar figures, as we will hear today, are for the major Indian programs. Next week we will hear from the Federal departments and the agencies on the budget request.

I will be paying particular attention to the Homeland Security budget, and the committee will be most interested in seeing the degree to which it involves Indian tribal governments, law enforcement, and medical personnel in our security efforts.

When Senator Inouye gets here, we will take a break so he can make his statement.

With that, I would like to welcome our guests in their order of appearance. We have Tex Hall, president of the National Congress of American Indians, Russell Sossamon, the chairman of the National American Indian Housing Council, and Gary Edwards, the CEO of the National Native American Law Enforcement Association.

Welcome we will go ahead and proceed with your testimony. As in other committee hearings, if you want to insert your written testimony, all of that will be included in the record and you are welcome to abbreviate your testimony.

**STATEMENT OF TEX HALL, PRESIDENT, NATIONAL CONGRESS  
OF AMERICAN INDIANS, WASHINGTON, DC**

Mr. HALL. Thank you, Mr. Chairman.

Thank you, Chairman Campbell, and members of the Senate Committee on Indian Affairs. My comments today will be brief as our written testimony provides the details of our concerns about the President's budget request for fiscal year 2004. I invite you to consider our written testimony carefully.

[Prepared testimony of Mr. Hall appears in appendix.]

Mr. HALL. I thank you for this opportunity to speak before you and to continue to foster a good government-to-government relationship between the United States and the Indian Tribal Nations. For the past several years I have served on the BIA Budget Advisory Council representing the needs of my region of the Aberdeen area of the Bureau of Indian Affairs, as well as the agenda of the National Congress of American Indians.

During many of these sessions, representatives of OMB, the Office of Management and Budget, have been present at these meetings. This has always been a painful experience because our national needs are so great. Yet, we are repeatedly told that we will have to do much with less. Once again, we are faced with tremendous shortfalls for the most vital programs that serve our people. This is especially true in health care, housing, education, and public safety. Further, in my BIA region in Aberdeen, the President's budget for fiscal year 2004 allocates zero for our water development needs.

Let me talk about health care first. Last weekend we sat down with the acting director, Charles Grimm, of the Indian Health Service. He told us that under the "PART" methodology, which is the Program Assessment Rating Tool that OMB uses for efficiency rating, the Indian Health Service and IHS Sanitation Services scored the highest of any programs of the Department of Health and Human Services. Yet, despite this high praise, the fiscal year 2004 IHS budget request does not even keep pace with medical inflation.

At the same time, the IHS budget at \$3.6 billion is barely one-third of the estimated annual need of \$10 billion. So if the PART



methodology that OMB uses is really intended to award the most effective and efficient programs, then where is the increased budget for IHS? In further talking with Charles Grimm, we learned that the VA, the Veterans Administration's health programs, were exempted from the PART methodology, which is good. But if the PART program is such an effective tool for evaluating our Federal Governments, then why is it not universally applied to all agencies?

Our health status, Mr. Chairman, as you know, are well known, but deserve mentioning again. The diabetes rate on our reservation is more than ten times the national average. It is at epidemic levels, as we know, and many of our children are now being diagnosed with juvenile diabetes. And yet the requested fiscal year 2004 IHS budget again does not keep pace with inflation.

Our life expectancy in the Northern and Great Plains of this country for men is still 12 years less than the national average. And yet again the requested fiscal year 2004 IHS budget does not keep pace with medical inflation.

Funding is not available to our people to receive simple tests for cancer screening. I, for one, can attest that my mother died prematurely because she did not receive a simple mammogram. And yet the 2004 IHS budget again does not keep pace with medical inflation and will deny many other women a chance for a mammogram or cancer screening tests that they so most importantly need.

These abysmal statistics do not, in many ways, permit our tribal nations to achieve the health status we need to truly achieve our economic development goals for healthy tribal people. Without good health, our tribal members cannot work as hard or as long. This makes it more difficult for our reservations to attract good paying job in strong businesses as this affects our work force. It makes it harder for our people to contribute as taxpayers to our country. It makes it harder for our people to avoid the need to be on welfare assistance. It also makes it harder for our people to complete their education.

The Supreme Court of the United States has recognized the health care trust obligations of the United States. So, Mr. Chairman, we ask Congress to adopt the same position and appropriate the funds that will fulfill this Trust with the obligation of the United States for the health care of its indigenous people.

Housing is another severely under-funded trust function. In the Great Plains, as elsewhere in this Nation, our members wait as long as 20 years on a housing waiting list. And while we are taking steps to improve our housing capacity on each of our reservations through our own means, the budget in this area does not significantly reduce the waiting time our members to have houses and rental units.

The President's elimination of the Rural Housing and Economic Development Program in fiscal year 2004 budget compounds this problem even more. Housing funding is another reason, as we mentioned in our written testimony, that Indian programs should be exempt from OMB's PART methodology.

Shortly after his election, President Bush announced a bold new education plan: Leave no child behind. We applaud these efforts, but the President must put real resources behind that goal. No-

where is this more true than an Indian education. Tribes do not have a local property tax base. We are like the military. Reservations are largely dependent on the Federal Government for education funding. Our schools are still falling apart faster than the Government is appropriating funds to fix them. This has to stop.

Another area under funded is public safety, including funding under the recently enacted Homeland Security legislation. Tribes should be able to directly receive grants from the Federal Government and from Homeland Security for the purpose of protecting our tribal homelands just as States do.

The one area of growth in the BIA budget has been trust reform. Yet the Department itself has communicated that it has had to scramble to find funds for this purpose. Throughout Indian country, I continue to hear worries that the money to fix the Trust Fund's management mess is being taken from other core Trust Service functions of the Department of the Interior and other agencies.

Additionally, tribes continue to communicate to me that there is a genuine lack of consultation on trust reform issues that are critical for the beneficiaries, the Indian tribal governments, and the individual Indian beneficiaries.

Congress should ensure that other BIA services are in no way impacted by the need to comply with trust reform orders from the Court. I also call for Congress to comply with the American Indian Trust Funds Management Reform Act of 1994 and adequately consult with tribes in foregoing a trust reform solution.

On a regional note, it is critical that we get all possible assistance in the Great Plains States for the Rural Water Distribution projects that have been promised to us for more than 50 years. The fiscal year 2004 budget proposed by the President eliminates all construction funds for programs like the Mni Wiconi and the Dakota Water Resources Act which authorizes the completion of our Rural Water Distribution Systems on those reservations in the Great Plains.

Under the President's plan, similar projects in South Dakota, Montana, North Dakota, and other States that are greatly affected by our tribal nation's budget have been zeroed out.

We have been waiting patiently for the United States to fulfill its responsibilities and promises to us for good, clean drinking water to our tribal homes. We have been waiting for this since the hydroelectric dams authorized in the 1944 Pick-Sloan Act were built along the rivers in the early 1950's flooding our tribal homelands. This has not yet happened and yet the President's budget says that the effectiveness of these programs is not demonstrated under the PART analysis I described earlier.

I do not understand how a project is not deemed effective that delivers good water to households where water has been hauled in by hand for the past 50 years. So this is of great importance to us on trying to put those dollars back in.

Finally, I want to close with a few thoughts of what has been a main theme of both my presidency of NCAI as well as my chairmanship of the Mandan, Hidatsa, and Arikara Tribes on the Fort Berthold Reservation in North Dakota. That is economic develop-

ment. We must have adequate funding for as many of our economic development initiatives as possible in the 2004 budget.

Senator Campbell, you have supported and reintroduced a number of our initiatives in the 108th Congress. Some of our ideas do not cost any money, if they cost anything at all. It will be more than made up for in the increased economic activity these initiatives will bring to Indian reservations. Examples of such initiatives are reenacting the Indian Investment Act, providing for energy development incentives on reservations, supporting economic development technical assistance centers, and raising the ceiling on loans under the Indian Finance Act.

Still another idea that should be given consideration by this committee is the extension of the 5 percent set-aside rule by the Department of Defense for Native American contractors to all U.S. Departments; not just the Department of Defense. Tribes are now banding together to take advantage of Government and private contracting opportunities. My tribe is part of this new consortium, but any help this committee can provide is very welcome indeed.

We hope that as this committee considers economic development issues, the appropriate budget dollars that were put in place to make these incentives and ideas, will be a reality for this session of Congress. Throughout this process, we hope that we are consulted on a government-to-government basis as these ideas are developed further.

Again, Mr. Chairman, I want to thank you for all of your support on these very important issues. I want to thank you for the opportunity to provide testimony today on the needs of Indian Tribal Nations in this great country of ours.

Thank you.

The CHAIRMAN. Thank you. Just for your information, Tex, one of the big thrusts of the committee this year is going to be to try to get a number of bills passed that will be designed to improve the economic situation and improve the opportunity for jobs on reservations. That is one of the things that we are really interested in trying to get through this year.

Sometimes, as you know, you have to do these bills two or three times in a row before we get them passed. It has been a personal interest of mine for a good number of years, as you know.

Mr. HALL. Absolutely.

The CHAIRMAN. Thank you for bringing up a number of important points in your testimony. Some of those I will ask specifically next week of the Administration when they appear before the committee.

Mr. HALL. Thank you.

The CHAIRMAN. We will now go to Mr. Sossamon. Please proceed.

**STATEMENT OF RUSSELL SOSSAMON, CHAIRMAN, NATIONAL AMERICAN INDIAN HOUSING COUNCIL, WASHINGTON, DC**

Mr. SOSSAMON. Thank you, Chairman Campbell, and the members of the committee.

My name is Russell Sossamon and I am the chairman of the National American Indian Housing Council, an organization that represents the interests of over 400 tribes and their tribally-des-

ignated housing entities. I am also the executive director of the Housing Authority of the Choctaw Nation of Oklahoma.

I appreciate the opportunity to testify before you today on the President's fiscal year 2004 budget for Indian housing and related community and infrastructure programs. I have submitted a written statement which I asked to be included in the hearing record which will provide clarification on the issues I bring before you today.

The CHAIRMAN. It will be included in the record.

[Prepared testimony of Russell Sossamon appears in appendix.]

Mr. SOSSAMON. In the brief time allotted to me today, I would like to focus on seven areas of the budget with two additional items that we feel require Congress' urgent attention and support.

We were disappointed with this budget. It again did not include an increase for tribal housing. I understand there is a return to budget deficits and a need for homeland security. But that does not make our members in inadequate housing feel any more safe or secure in their situation. This would be the fourth straight year of flat-line funding for the Indian Housing Block Grant, despite inflation, the increased cost of construction, and the growing native population.

A letter signed by many of our members was sent earlier this week to the members of this committee, the President, other members of Congress, and the Administration with the information I would like to share with you today. I thank this committee for all the work that it has done into passing and improving the NAHASDA during the past three Congresses. But that effort will not fully be realized without adequate funding for the programs.

We request that you support an increase for the NAHASDA block grant on the track to a total of \$1 billion by fiscal year 2007, and appropriating at least \$700 million for fiscal year 2004. The President's request is \$646.6 million. If inflation were applied to the past 4 years of stagnant funding, this year's budget amount would be \$700 million.

We are requesting at least that much to cover the current unmet need of 200,000 housing units, and increases in the Indian Community Development Block Grant from 1.5 percent to 3 percent of the total CDBG allocation to an increase in the amount of \$150 million, since this program has been so successful in aiding the development of tribal economies. The President has requested \$72.5 million.

The next item is the Rural Housing and Economic Development Program. It is a very important tool for building the capacity of the tribes and should be funded again in fiscal year 2004, although it was zeroed out by the President's budget. Tribes generally receive about one-half of these grants for capacity building and job creation.

The BIA Housing Improvement Program has also been funded at the same level for many years. This program assists tribes in rehabilitation of homes and fills in the gaps of many under-funded tribes. We would like to see this increased to at least \$35 million for 2004.

Mounting water and sewer infrastructure costs must be considered by the tribes when planning for housing development. We op-

pose current Interior report language that precludes tribes from using sanitation facility construction funds in conjunction with HUD funded homes. It is causing complicated accounting and engineering issues for the tribes back homes. Since HUD no longer fully subsidizes infrastructure development, we feel the tribe and not the Indian Health Service should decide where the funds are going since it is all for the same recipient.

We are requesting that this committee investigate the situation of infrastructure funding for tribes and make a recommendation as to the best policy. Tribes seem to be caught in an Agency turf battle. Please refer to my written testimony for more information on this matter.

We applaud the \$20 million increase to sanitation facilities construction in this budget, but feel the need is much larger, and an increase of up to \$180 million would be more appropriate.

We are told that the Administration will be using performance-based budgeting, and that 45 percent of all Indian housing funds under the IHBG remain unspent, implying that a cut to IHBG could be in the future. We have never seen any data to back this up, but we are willing to make the efforts to reach out to HUD and understand their interpretation of the data and make the improvements where warranted.

The allocation does not take into account the following issues: The figure is both obligated and unobligated funds. Tribes must spend their funds within 72 hours of drawdown. Tribes have 2 years to obligate these funds. HUD often takes several months to make the funds available after appropriation, meaning most of this funding is likely from the past two years and within the regulatory authority of obligation. HUD collects data and Indian housing plans in annual performance reports but seems never to have compiled that data to assist in documenting the progress or difficulties of the tribes. We hope this committee will join us in working with HUD in demanding a full and complete accounting on these funds.

Technical assistance funds were cut in this budget. NAIHC has been receiving over \$4 million a year to conduct technical assistance and training for the past several years to assist tribes in implementing Federal housing programs. The portion of this funding normally taken as set-asides out of IHBG has been cut out of this year's budget.

Why threaten to cut funding based on capacity and then cut technical assistance which is used to improve capacity? NAIHC did over 150 on-site visits to tribes last year, and served over 1,300 students who attend our training courses. We are requesting full funding for technical assistance and training for NAIHC in fiscal year 2004, which ideally would all be out of a CDBG set-aside rather than out of the Indian Housing Block Grant set-aside.

Mr. Chairman, we believe that in the scheme of things these are modest requests and we hope that the Subcommittee and Congress will address these. We recognize that funds are scarce and tough decisions lie ahead. However, the needs of Indian country are great, and without an expended level of support of Congress and the Administration, the problems will only grow worse.

Thank you, Mr. Chairman, for this opportunity to present the views of NAIHC. I will be happy to respond to any questions.

The CHAIRMAN. Thank you.

My intention now that Senator Inouye here is to give him time for his opening statement.

Senator INOUE. I would like that be inserted in the record.

[Prepared statement of Senator Inouye appears in appendix.]

The CHAIRMAN. We will go to Mr. Edwards. Then we will go back to our Business Meeting. We will then hear from our second panel on the fiscal year 2004 budget.

Mr. Edwards, please proceed.

**STATEMENT OF GARY EDWARDS, CEO, THE NATIONAL NATIVE AMERICAN LAW ENFORCEMENT ASSOCIATION, WASHINGTON, DC**

Mr. EDWARDS. Mr. Chairman, Mr. Vice Chairman, and members of the committee. My name is Gary L. Edwards. I am the chief executive officer of the National Native American Law Enforcement Association. I am also the vice chairman of the Native American National Advisory Committee for Boys and Girls Clubs of America. I am also an Advisory Board Member for the Helen Keller Worldwide Child Sight Program.

Today my testimony will focus on three categories of Indian programs. The program categories are Native American Youth Programs, Native American Law Enforcement Training Programs, and Indian country Homeland Security Training Programs.

The Boys and Girls Clubs of America will be the group that I address first. Currently, we have 140 Boys And Girl Clubs that are open in Indian country today. We serve over 60,000 Native American Youth across Indian country.

In January of this year we had the 2003 Summit for Clubs serving Native American youth. Our focus was expanding the circle, and continuing the legacy of our children. It infused our attendees with the hope that by the year 2005 we will be able to open 200 clubs in Indian country to serve our youth. It also embedded within our hearts the need to sustain the clubs that we opened, and that we hope to open in the future. Senior members of the Boys and Girls Clubs of American, like Robby Callaway, are committed to sustaining these clubs.

Another way that we are looking to sustain the clubs is through partnerships—partnerships through organizations such as the U.S. Secret Service, the Department of Justice, Office of Community-Oriented Policing, the Bureau of Indian Affairs, Office of Law Enforcement Services, and the Alcohol, Tobacco, Firearms and Explosives Division through their Great Program.

A highlight of these partnerships that I would like to bring forward to you is the Great Program. Currently, the National Native American Law Enforcement Association has entered into partnerships with the groups that I just mentioned to develop six pilot programs in Indian country Boys and Girls Clubs. These are clubs in areas where we have high rates of violence among all age groups and income categories of people that live in the areas. We also have a growing gang problem within these areas.

What we have done with the Great Program on the six pilot sites is that we have brought law enforcement officers into the programs to work hand-in-hand with the children. This has created a dy-

dynamic where the children no longer look at the law enforcement officers in an adversarial role, but they look at them as partners. They look at them as avenues to solve some of the problems they face on a daily basis, and they look at them as role models.

This Great Program serves not only the community and the Boys and Girls Clubs by sustainability, but it also serves our Nation in putting people in closer contact through community and police working together. This program, the Boys and Girls Clubs of America, if we are going to be able to reach our goal of 200 clubs by the year 2005, we will need additional funding, and we will also need to have programs such as the Great Program to be expanded to more than just the six clubs in the pilot program. We want to sustain those and take it to all the clubs in Indian country.

Another exciting program that is coming for our youth this year to Indian Country is the Helen Keller Worldwide Child Sight Program. The Child Sight Program has committed to giving 32,000 free eye examinations and free designer eyeglasses to children in need. The Child Sight Program has committed 60 percent of these eye exams and eye glasses for Indian country youth.

Our first pilot program in Indian country will be held in April of this year at the Pueblo of Laguna in New Mexico. If additional funding becomes available, we will be able to expand this program, not only in Indian country, but throughout the United States. We hope to establish a deliverable through the Boys and Girls Clubs of America. The great thing about the Child Sight Program is that it is not a one-stop visit. The idea is to provide a vision health care program within the communities. When they come to the communities, they will be sustainable.

With the support of Congress and the White House, additional partnerships such as the ones just mentioned, will help us to serve America's youth and to develop our communities and prepare them as we look into the future and the needs with regard to homeland security.

The next program I would like to discuss briefly is the National Native American Law Enforcement Association's training program. For the last ten years, the National Native American Law Enforcement Association, NALEA, has been bringing Federal law enforcement training to Indian country law enforcement officers throughout the United States. We have done this on a partnership basis by bringing together Federal law enforcement agencies that actually provide the training, as well as state, local, and community programs that also support training and also help us bring the people to the conference.

We would like to thank you, Senator Campbell, for being a keynote speaker at last year's conference on the Indian country homeland security summit. This year, NALEA is looking to develop a unique program for Indian country law enforcement. The program is going to be a program that will be a center for academic excellence in Indian country law enforcement training. This is something that we feel is greatly needed. We are partnering, and attempting to partner, with many colleges and universities across the country as well as all Federal, State, and local law enforcement agencies and many tribal agencies.

Some of the colleges that we are working to partner with is the Central University of Oklahoma, Western Oregon University, Fort Lewis College of Colorado, and also the Federal Law Enforcement Training Center, which is now part of the newly formed Department of Homeland Security.

The concept that we are going to utilize in this law enforcement training is an uniquely Native American concept that I don't think has been tried in Indian country before. We are entitling the new program, "Wearers of the Shirt." The idea of this particular program is that we will go back to the different tribal leaders and elders from across the country. We will get their perspectives of how tribal order was achieved prior to the European intervention on this continent.

From those ideas and methods and theories, we will work with educators across the country to develop a program that is uniquely for Indian country law enforcement officers, and that will be applied to the modern technologies of today. Some of the problems that our Indian country law enforcement officers are having is a very high dropout rate before graduation at our national police academies. We want to also take a strong look at that and see what we can do to remedy that particular problem.

As we look at going into the future, in Indian country we need to work very hard to bring our Indian country law enforcement and first responders to parity with communities of reservations and trust lands.

Another very exciting opportunity that we are looking at in this particular unique law enforcement training is E-Learning. As I mentioned before, one of our partners is the Federal Law Enforcement Training Center, FLETC. They are currently developing a distributive learning program. That program has in it over 2,100 particular courses that deal with all types of administration, law enforcement, first responder techniques, and current state-of-the-art training that is of importance to events that are happening today.

FLETC has agreed to work with NALEA to create programs that are uniquely designed for Indian country law enforcement officers. Also, as a result of this distributive learning program, we look to go satellite and utilize dishes to connect remote areas of Indian country.

This not only will help the ability of our law enforcement officers to take a wide variety of training which could lead to certifications and college degrees, but it could also connect them on-line in-time with programs and classes that are currently going on in different parts of the country.

To give one example, we have major problems with regard to communications and officers—as I am sure you are aware, having been a former police officer in Indian country—with maybe one officer in a remote area that doesn't even have cell phone connection to his office. Through this remote satellite connection, he could actually be on-line with the computer. For example, he could be on one side of a large dam, like on the Covell Reservation, and be talking at the same time with an officer on the other side of the reservation via his lap top computer.



We hope to coordinate these particular dynamics that we bring to Indian country—again through the Boys and Girls Clubs of America—by providing additional computers and training labs. This will also provide training for our children. As we look to the community, we can bring tribal leaders and elders to the community to also take courses of interest in that particular program.

Next, I would like to briefly discuss homeland security in Indian country. Mr. Chairman and Senator Inouye, I believe our Nation, as well as tribal lands, have a three-part approach to homeland security. We must realize the reality of today, define our vision of homeland security for tomorrow, and act to make that vision a reality of the future.

When we look at the realities of today, and in particular in Indian country, we must realize that we have certain vulnerabilities on tribal land that affect the security not only of our tribal lands, but of the Nation as a whole. Specifically, some of the primary vulnerabilities that we have on Indian lands is the border and port security of tribal lands, the critical infrastructure located on tribal lands, such as dams, water impoundments, reservoirs, electrical generation plants, and waste systems.

There is also the existence of nonintegrated law enforcement and the minimum emergency response for the medical capacity planning and implementation, in case we did have a terrorist attack.

Unfortunately, these vulnerabilities exist because tribal communities lack the resources to address these vulnerabilities. The lack of the resources is a direct result of inadequate funding. Inadequate funding has created the lack of law enforcement and first responder personnel, giving rise to insufficient training of existing human capital and greatly reducing technical assistance and resources. As such, inadequate funding is a major road block to the elimination of vulnerabilities in tribal lands.

Further complicating the matter is the jurisdictional issues that our tribal officers and courts have to face in Indian Country. These vulnerabilities need to be addressed as indicated by AUSA Tom Heffelfinger who is with the Attorney General's Subcommittee on Indian Programs. He suggests that certain laws, rules, and regulations governing jurisdictions in Indian country must be changed.

Next, as we look to define our vision of homeland security in Indian country for tomorrow, we must look to the President and the Department of Homeland Security for their basic guidance. The President has identified three strategic areas of terrorism and to minimize the damage and recovery from attacks that do occur.

Accomplishing these missions at an affordable cost will take time and require all levels of government, tribal, state, local, and private industry to cooperate as they never have before. There are some concepts that should drive our vision of the future. Homeland security must be a locally-organized, grassroots-developed efforts that requires people providing the security to know three things.

They need to know what they are protecting. They need to know who they are protecting it against. And they need to be thoroughly familiar with their local territory.

Equipment and services that will improve the daily health and safety issues in tribal lands should be funded as a priority over the single use items and services. Duplicative services should not be

funded, but complementary services should be. Every proposal for funding should include the criteria that will be used to determine whether or not the program is effective or not effective. Programs that have failed and have not been completed should no longer be funded.

Funding programs should be directly to the priority programs. We should encourage adjacent jurisdictions to partners to define our partners in tribal, law enforcement, and tribal governments, to gain Memorandums of Understandings and Mutual Agreements to support each other with our assets. We should encourage homeland security planners to think outside the box, to prepare America for the next terrorist attack, not for the last one.

We should teach chemical, biological, radiological operations, and decontamination procedures at the local level. We need to be prepared to respond to denial of service attacks as well as chemical, biological, and radiological attacks of weapons of mass destructions.

We must act to make our vision a reality of the future. The 50 million acres of tribal lands are replete with military, energy, water, and other facilities that significantly affect the American economy and American living outside the reservations. Potential targets that lie with Indian lands include the dams, oil fields, oil and gas pipeline, coal slurry lines, communications towers, casinos, other tourist attractions, power generating stations and transmitters, radios, ports, and international borders.

These critical infrastructures on tribal land, if compromised by terrorists, will produce a devastating impact that will reach far beyond the reservations and Trust lands, tearing into the very heart of America. We must act to prevent this from happening.

Some conclusions that we have drawn from the NALEA tribal lands homeland security summit and other research, have produced the following recommendations for the Department of Homeland Security.

First, establish a coordination unit within the Department to provide a single point of contact for the Indian nations. We envision this unit being the conduit for providing the Indian share of homeland security funding directly to the Nations involved, thereby recognizing Indian rights of sovereignty and self determination.

Next, deliver a comprehensive list of targets within the Indian nations as well as the rest of the country. Also, apportion homeland security funds based on the cost of reducing specific priority vulnerabilities, not on population or other non-related criteria.

Next, develop a homeland security emergency communication system and frequency that all levels of government—Federal, tribal, State, and local—have access to, and with which to provide two-way communication of terrorist alerts, notifications, and national and man-made disasters and relevant operational intelligence.

Next, encourage State and local jurisdictions to enter into mutual support agreements with Indian nations, to share complementary resources in times of crisis. And finally, encourage state and local governments to establish cross-deputization agreements that provide certified Indian police officers equivalent status as all other police departments.

We have three suggestions for the Department of Justice. Develop legislative language that clarifies the right of Indian nations

to arrest, detain, and prosecute non-Indian Americans committing crimes on reservations and trust areas.

Next, support uniform national standards for law enforcement officer training and certification, and actively encourage states to enter into cross-deputization agreements to facilitate the mutual sharing and support of peace officers, particularly in times of crisis.

Mr. Chairman, you have said it best. Native people are Americans and want to stand shoulder-to-shoulder with the rest of their countrymen in defending American lives and homelands from threats now before us. NALEA will take its place providing training and technical assistance in inventive ways for Native American law enforcement to lead by service to our communities and to the United States of America.

I would thank you very much for letting me speak here today. I would be happy to answer any questions that you might have for me. I would ask that my written testimony be entered into the record.

The CHAIRMAN. Your complete testimony will be included in the record.

[Prepared statement of Gary Edwards appears in appendix.]

The CHAIRMAN. Where did I say those profound comments? Was that out in Reno?

Mr. EDWARDS. No, sir; they were in a speech that you gave to Indian Country Today. But you did say some great remarks out of Reno, as well.

The CHAIRMAN. Frankly, most of the profound comments in this committee come from my colleague, Senator Inouye.

Let me ask you a few questions before we go back to our Business Meeting.

Since you spoke last, Mr. Edwards, let me tell you that I am a big supporter, as most of us are I think in this committee, of some of the programs you mentioned, like the G.R.E.A.T. Program, and the Boys and Girls Clubs. I think we recognize very well that you have a choice in this business. You put some resources ahead of the curve by helping young people.

A fundamental question is: Are we going to build more cells and more prisons and all that later on which is much more expensive to say nothing of the trauma that families and communities are driven through because we don't have the foresight to recognize that we need to help the youngsters more often?

You mentioned several programs that you are working with now in different parts of the country. One you mentioned was with Fort Lewis College. I didn't know they had anything at Fort Lewis College in Colorado that had anything to do with law enforcement. What are you doing there?

Mr. EDWARDS. Well, they have Southwestern Studies Programs, as I am sure you are aware.

The CHAIRMAN. Yes.

Mr. EDWARDS. We have made an initial contact with them to help us to study and analyze problems in Indian country law enforcement.

Just to give you a brief example. When we look at this tremendously high dropout rate, in particular with one of the national training facilities for Indian country law enforcement, it is ap-

proaching 50 percent. Well, whenever we in Federal law enforcement have problems that we think is well out of line with what it should be and what the rest of the country is, then we do a study. From that, then we make adjustments.

What I don't think has ever really been done is that we have gone back and we have looked at our particular tribal communities and we have looked at seen exactly what our needs are for the recruits' applications, courses, and to deal with community specialized issues, problems, and traditions.

We thought that we could use two of the schools that have one of the highest populations of Native Americans in them, such as Fort Lewis and also at East Central University—they both have close to 1,000 Native American students enrolled in each one independently. We feel that if we can give them the information that we gather, that they can better help us, based upon their experience, to develop a meaningful program for Indian country, and where we can cut this dropout rate and improve our basic policing.

It is imperative that we bring our policing levels up to a parity with the rest of the United States communities before we can really start truly addressing critical infrastructure on Indian land for homeland security.

The CHAIRMAN. Fort Lewis college is the only public college in the country that I know of that gives free tuition to Indian students, too, as you probably know. So I commend you on that and hope there is some progress made in that area.

You mention a number of things on Indian reservations including strategic assets, natural resources, borders, and so on. We know we have to do a lot more to make sure that the Homeland Defense Agency is working well with the Indian reservation communities.

It is a huge job. We have to start somewhere. Where would you start as a strategic plan to start improving the security of the Nation that is bounded by reservation lands?

Mr. EDWARDS. Well, sir, I think that we have already made the first step. When you brought people together to discuss the problems that we are going to be facing in homeland security back about a year ago, we followed that up with the Tribal Lands Homeland Security Summit in Reno, Nevada where we developed an eight-step training program that the people of the conference could train the trainers.

We are not looking for a wish list from them. Each community is individual and different. So we developed a program that we could take back to each individual community that we could define what terrorism is to the local people. We can then look to see what assets that we have in our particular communities that might be of interest to a terrorist attack.

Once we have defined these potential vulnerabilities in our areas, then we have to look at how we can protect them. Once we look at how we protect them, then we go back and we start looking at partners that we can call upon to help us protect them.

The CHAIRMAN. When you had your conference in Reno, though, we didn't have a Homeland Security Department set up yet. It was still bits and pieces.

Mr. EDWARDS. Yes, sir.

The CHAIRMAN. At your Reno convention, was there interaction between the Federal Government dealing with the interaction between homeland security agencies and tribal governments?

Mr. EDWARDS. Yes, sir; within the program that I was describing, we had different sections on each days where we actually had discussions between Federal law enforcement programs. We had a representative there from the Office of Homeland Security at that time that was part of that. We also had people from Secret Service, FBI, FEMA, ATF, and the Border Patrol. All of these people talked and interacted with tribal leaders as they tried to develop stages and plans for preparing their communities for homeland security.

At the end of that particular meeting, we decided that we would do a publication, which we are nearing completion now, that will be widely distributed. I think that will give a lot of enlightenment as to the current situation in homeland security on tribal lands.

As I mentioned, I think the next and most important step that we must do is within the Department of Homeland Security, to develop a special office just for Native American programs and nations. I feel that this should be, at a minimum, at the Assistant Secretary's level so that they can interface and deal with the particular divisions and offices and agencies within the Department of Homeland Security. I think it is critical to start there.

Then from there it is a step-by-step program of actually going out, assessing each community, seeing what infrastructures we have there, and to bring up the important fact that our first responders and law enforcement officers traditionally lag behind the rest of the American communities in their ability to deal with just the police work challenges on a day-to-day basis.

These priorities have to be brought up to parity with the rest of the American communities before that we can really effectively protect much of this infrastructure. We have some tribes that have some resources, and they are doing the best that they can with them. We have other tribes that are not addressing this at all. We have to bring this awareness to the people.

We have to have the people to help us identify problems we have. We have to be able to relate that to homeland security. Homeland Security, through the guidance of the White House and Congress, needs to direct funds to these specific areas of high vulnerability so that we can secure our homeland, and that Indian country can fit seamlessly into the fabric of the National Homeland Security strategy.

The CHAIRMAN. Thank you. Homeland security, obviously, is going to have to deal with hospitals and health, too, in the case of internal attacks.

Let me go to Mr. Sossamon. Let me start by saying that you mentioned in your testimony the average infant mortality rate for American Indians and Native Alaskans is 25 percent higher than the national average of American infants.

A study in the Aberdeen area indicated that education and outreach programs focused on both of those. Sudden infant death syndrome and fetal alcohol syndrome can significantly decrease infant mortality. I don't know very much about sudden infant death syndrome, but I know quite a bit about fetal alcohol syndrome.

Reducing infant mortality is only part of the real problem with FAS. Some of the youngsters that are born, even if they are born and have relatively good health, because of the high degree of alcohol in their mothers' system, those youngsters are born incapable of functioning to the level they would had that alcohol not been in their system. Some of them, in fact, are to the point where they literally have to be institutionalized for life. They almost cannot function by themselves.

Would you like to address that a little bit? I don't quite understand. You reduce the infant mortality—which I am very supportive of, by the way—but it doesn't get to the long-range problem of what happens to those youngsters then throughout their life.

Mr. SOSSAMON. Mr. Chairman, if I may, I believe that testimony was submitted by Mr. Hall.

The CHAIRMAN. Oh, was it? Excuse me. I got all my notes mixed up here. Did you do that?

Mr. HALL. Yes; I talked about the need for health care, Mr. Chairman.

I think that you hit the nail on the head. The real issue is the alcohol abuse itself. So clearly there has to be funding to prevent alcohol abuse. Then for treatment there is intervention, and then finally for those people who are affected by SIDS or FAS, there needs to be funding, in some cases, unfortunately for long-term care. Sometimes permanent institutionalization is needed for these individuals.

But clearly an intervention would have the resources to make a broadbased effect to really protect against alcohol abuse, especially during the pregnancy years. That education effort really has to be a broadbased educational effort. I think the tribal colleges and alcohol and drug programs in a coordinated effort can really address that issue. But we really have to have a targeted focused approach.

The CHAIRMAN. Targeted toward mothers?

Mr. HALL. Exactly.

The CHAIRMAN. Since you have the microphone there, you did talk about the budget requests for contract support costs. That level of funding—\$135.3 million—is the White House's proposal. Each year the tribes are assuming more responsibility for more programs under the Self Governance Act. Do you, as NCAI, have an estimate of how many more BIA programs that tribes will take over this year?

Mr. HALL. I think we have an estimate that's pretty close. Actually, I think we're funded at about 70 percent. So there is probably close to 30 percent more additional that will be coming into the system.

The CHAIRMAN. I see.

Let me now ask Senator Inouye if he has some questions.

Senator INOUE. I just want to make a few general statements. On homeland security, if the provisions of the present law are permitted to stand, then the application of U.S. Supreme Court's ruling in *Nevada v. Hicks* may be further expanded because the present act says, "Tribal governments are local governments."

Therefore, we are working on a measure which we hope to introduce sometime this week or early next week, that will recognize the inherent authority of tribal governments to exercise jurisdic-

tion—criminal, civil, and regulatory—over any person who violates homeland security laws. In other words, to reorganize your sovereign authority to do this. Otherwise, you may have to do whatever the county or the State tells you to do.

The funding that you will under the current act receive would be whatever is left over. It would be up to the State or the local government to decide whether you get a nickel or five dollars. Therefore, I hope that the bill we are working on will be well received by the Members of the Congress and passed. We will have to, someday soon, enact a measure that will overturn *Nevada v. Hicks* because that is a basic matter before us because it concerns sovereignty. As long as *Nevada v. Hicks* is the law of the land, you, and this Committee, will have a lot of problems.

I just want to ask President Hall a question. It has been suggested by authorities in the Department of the Interior that funds that are set aside for Indian programs be used to pay for trust reform out of other Indian programs. Do you favor that?

Mr. HALL. Absolutely not, Senator. We feel that those are trust core functions, like home improvement. Russell Sossamon will further attest to that. It is completely underfunded. Road maintenance is one-fourth of the funding. TPA is underfunded. Contract support costs are underfunded. The list goes on.

Those core functions are underfunded. If we were to transfer those precious few dollars to trust reform for that initiative, would really be an under-service and further deplete and jeopardize those departments from carrying out that Trust responsibility.

We strongly oppose that initiative.

Senator INOUE. President Hall, as you know, the chairman and I have many things in common. One thing that we believe in is that Indian country paid their dues a long time ago. They gave their sons and daughters and shed their blood for our Nation. They gave their lands. They gave their resources. It is about time the U.S. Government met its obligations.

Anything that will underfund these basic things, I can assure you, we are not in favor of. We will not stand for any attempt to pay for trust reform. I don't suppose you had anything to do with making trust management the way it is.

Mr. HALL. Absolutely not, Senator.

I just want to add that one of the reasons I wore the war bonnet today was that because of what you just stated. The eagle feather represents the highest honors politically and militarily for our people in the Northern Plains.

It saddens me to see that water appropriation dollars are zeroed out. It saddens me to see that trust core functions may be depleted for the Bureau of Indian Affairs to carry out its trust responsibility. It saddens me to see that our colleges, like the United Tribes College in Southwestern polytechnicals are zeroed out.

It saddens me to see that these are 3 years of IHS medical bills for individuals. One of our tribal members, a young mother in her thirties, is afflicted with diabetes and she needs a transplant. But she is on this list. She won't be able to get a transplant because IHS doesn't have the resources in contract health to pay for her unpaid medical bills back 3 years. The health care vendor has gone after her personally. She will be subject to State court because she

now resides off the reservation to be close to a regional health care facility.

There are many people in her shoes. We just have to have the dollars. For some of our people, it really is a matter of life and death. We really appeal to the committee to increase these dollars in all of the budgets for BIA, for IHS, for education college, and for all of those programs that so most deservedly need those dollars. Our people were promised those things for the last 150 years now.

I thank you for that comment, Senator Inouye.

Senator INOUE. When I saw your eagle feathers I assumed that you were not here to beg for anything.

Mr. HALL. No; I wasn't. That Trust responsibility disturbs me and the PART methodology, which is the Program Assessment Rating Tool, that OMB is using. In a meeting yesterday with OMB officials, I felt that that was being insinuated that I was here to beg for those dollars.

I showed a picture of our tribal council in the 1953 Garrison Dam legislation where the chairman was crying. It is one of the pictures that our sociologists use for socioeconomic trauma on forced removal of our people as many of our reservations were forced to move, giving up 156,000 acres of land and basically our economic engine.

This did lead to the Equitable Compensation Act which Senator Conrad sponsored. One of the things it said was "Free quality drinking water because we are going to dam up your river and it's going to create Lake Sacajawea."

When that legislation was signed in 1953 that responsibility was promised to those who today are in their seventies and eighties. Today they are the ones still having to haul water. They told me to demand that the Federal Government, the Bureau of Reclamation, the U.S. Congress, and the Administration live up to that Trust responsibility of replacing these kinds of dollars. They told me, "That is our right since we did live up to our end of the bargain."

I was disappointed in some of the discussions. Maybe there were some young CPAs that didn't really understand the history of what our people had to give up. So thank you for that question.

Senator INOUE. I just want to note something here. Senator Conrad is the ranking member on the Budget Committee. The chairman and I are members of the Appropriations Committee. I will become a new member of the Homeland Security Subcommittee.

Mr. HALL. Very good.

Mr. SOSSAMON. He and I will be members of the new Subcommittee on Homeland Security.

Mr. HALL. That's excellent.

Senator INOUE. We are going to do our level best to make certain you get your money.

[Applause.]

The CHAIRMAN. I can only second that and add my voice to Senator Inouye's. We both are on some committees that I think are crucial to Indian country. We work together very well, Tex.

Mr. HALL. Absolutely.

Senator CONRAD. We will do our very best.



One thing I want to ask you. The land you said you lost. That is really the land that is now under water in the Garrison Dam; is that correct?

Mr. HALL. 156,000 acres under water.

The CHAIRMAN. One other thing. It would be an interesting debate at some other forum. But what kind of transplant is the lady waiting for that you mentioned?

Mr. HALL. Kidney.

The CHAIRMAN. Sometime, perhaps not today, I would like to talk with you, not necessarily in this format, about the belief of Indian people as opposed to modern medicine. I bet there are some interesting debates going on about whether transplants of organs are within the keeping of what the traditional beliefs are of Indian people. It is not for this hearing. It has interested me as scientific knowledge moves ahead more and more in medical science, how we interact that with the traditional beliefs about healing. We will deal with that some other time.

Mr. HALL. There is, Senator. I would be happy to discuss that.

The CHAIRMAN. Senator Conrad, do you have an opening statement, comments, or questions? You have always been such a great champion for Indian people. I certainly want to give you an opportunity.

**STATEMENT OF HON. KENT CONRAD, U.S. SENATOR FROM  
NORTH DAKOTA**

Senator CONRAD. I thank the chairman. I thank the vice chairman as well.

First of all, I want to send a message to OMB that the comments yesterday that were made that have been passed on to me are totally inappropriate. Frankly, I am angered by it. To suggest that the settlement of the outstanding claims around the Garrison project are a Federal handout is insulting. And it's wrong.

The Federal Government took land to build a reservoir to protect downstream areas and downstream States from flooding. We understood the necessity for doing that, and we supported it. Now the question is: Does the Federal Government keep its word with respect to the promises that were made. That is what the settlement was about.

Promises were made that were never kept. This isn't just my opinion. This is the conclusion of a commission from the Reagan administration, appointed by President Reagan, that came back and reported that the promises were not kept.

The Federal Government owed hundreds of millions of dollars to the Indian people at two reservations in North Dakota, Three Affiliated Tribes that Chairman Hall leads, and the Standing Rock Sioux Reservation. We achieved a settlement based on money that is owed, due and owing, to these people.

For the people to OMB to suggest that this is some kind of welfare, that we are here begging for something, they have it all wrong. This is money we owe based on a conclusion of a commission, the Joint Tribal Advisory Commission, from the Reagan era. It was headed by very distinguished Americans on a bipartisan basis who came back with the conclusion that this money was clearly owed.

I apologize for taking this time of the committee, but the OMB needs to straighten out their attitude. They ought not be insulting people who come here. That's not appropriate.

I want to especially extend my greetings to Tex Hall, who is president of the National Congress of American Indians and as I indicated, chairman of Three Affiliated Tribes, we are proud of the job that you are doing. I think you have just done splendid work. We appreciate it.

I also want to recognize Ron McNeil, the president of Sitting Bull College, and chairman of the President's Board of Advisers on Tribal Colleges. He has been a leading advocate. Ron is here for increased funding for tribal colleges.

Let me just say briefly, if I could, Mr. Chairman, there are a number of parts of this budget that give me deep concern. First, the United Tribes Technical College. It has been funded in every budget of every President since 1981. This President pulls the plug. No warning. No rationale. No justification. That cannot be the conclusion as we move through the work of this committee and the institutions of Congress.

United Tribes is a unique institution. It is the only intra-tribally controlled vocational institution in the United States. It provides valuable educational opportunities to students from 40 tribes across the Nation. The president has told me that they are going to have to shut down if this funding is pulled as the President has proposed. That just cannot be the result. It is not fair. It makes no sense. Tribal colleges have a 10-percent cut.

I have seen first hand the profound difference the tribal colleges are making in my State. I will never forget the look on the faces on graduates as I have attended the graduation of these schools. There is the sense of accomplishment, and the opening of the doors of opportunity for people who have had them shut in their face for generations.

This is going exactly in the wrong direction. Let me just say that we are providing \$9,000 per full-time student for other public institutions, and \$3,900 for tribal colleges. That disparity cannot be justified. The President's proposal to cut the funding is without merit.

On Indian water projects I was frankly shocked by the elimination for projects in North Dakota. This is what people are expected to drink. This is water from western North Dakota.

The CHAIRMAN. Has that been analyzed, Senator? What's in that?

Senator CONRAD. About 20 million carcinogens are in here. These are coal seams and the water is on top of the coal seams and they soak up things that are in those coal seams, known carcinogens.

They cut the funding to get decent quality water to these people? That is inexplicable. That is outrageous. I must say I don't know what these people are thinking of.

On housing, we have families who get their running water from a garden hose run through a hole in the wall. We have homes in North Dakota insulated with duct tape, cardboard, and hay bales. This is reality.

To see these conditions it is difficult to believe you are in the United States and not in a Third World country. I have just come from Cuba where the average income is \$13 a month. You talk

about a failed economic system. That's it. But we've got a failed system here, too. You go to the Indian reservations of my State. It's desperate.

The National American Housing and Self Determination Act has been a good step forward but this budget provides only level funding when the need is over \$1 billion. Now, this is our responsibility. We can't duck this and say, "No, it's the State's responsibility." No, no. This is the Federal Government's responsibility. We can't duck it and we can't suggest it's not there. There is not a person with eyes in their head that could come to my State and say that this isn't a travesty.

Finally, on health care, on contract care a patient must now fall within the Priority 1 category which means the patient has to have a life-threatening illness or injury to receive care from a contract carrier. That's wrong. It's immoral.

If people want to start talking in moral terms, let's start talking in moral terms. This is immoral. It's wrong. We have to change it.

Mr. Chairman, I have much more but I wanted to at least make those remarks. I thank you very much for your patience.

The CHAIRMAN. Thank you for that very strong statement. We will be looking forward to working with you, particularly on those issues such as the United Tribes College. I agree that if there is going to be a future for Indian people, a good portion of it has to come through education. I can't see how we can get them to that venue if we are going to cut off the bridge that they have to travel across. Thank you very much.

I would like to thank this panel for being here today.

We will take a short recess.

[Recess taken.]

The CHAIRMAN. The committee will be in order.

We will now proceed with our second panel.

Julia Davis-Wheeler, Kay Culbertson, John Cheek, and Ron McNeil, would you please come forward?

All of your written testimony will be included in the record. I will tell you that we are running a little close on time. So if you can be direct with your spoken statements, the chair would appreciate it.

Why don't we start as I listed them. Ms. Davis-Wheeler.

**STATEMENT OF JULIA DAVIS-WHEELER, CHAIR, NATIONAL INDIAN HEALTH BOARD, DENVER, CO**

Ms. DAVIS-WHEELER. Thank you, Senator Campbell and Vice Chairman Inouye. Thank you for this opportunity to comment on the President's fiscal year 2004 Indian Health Service budget request.

I am here today on behalf of the National Indian Health Board. The Board of Directors send their regards and their congratulations for doing this hearing. As you know, I am on the tribal council for the Nez Perce Tribe. I serve as Secretary, but I also serve as chair of the Northwest Portland Area Indian Health Board. My compliments and support go to Tex Hall, Mr. Sossamon, and Gary Edmonds on their testimony previous to ours.

You have our written testimony, but I want to be very specific about our budget concerns. You may be aware that the Administra-

tion and the Department needs to tweak the actual fiscal year 2004 request a bit to reflect the enacted fiscal year 2003 budget that was not available when the President submitted this fiscal year 2004 budget which he did last Thursday.

So we don't really have exact numbers to work with at this time. It is my hope that the Administrative can revise the 2004 budget now that they have the President's 2004 budget.

The Northwest Portland Area Indian Health Board always does an analysis on the President's budget, and we are going to do that the second week in March. We will analyze his budget and send you a copy of the analysis.

First of all, I would like to talk about the goal of the Administration to reduce health disparities. The best way to do this is to adequately fund the Indian Health Service. A minimum of \$325 million increase is needed to maintain the current program funded by the IHS budget.

The Administration is requesting an increase that will create a \$250 million shortfall in funding. The fiscal year 2003 budget signed by the President contains a 3.3-percent increase, or \$90 million. This was about \$220 million less than needed to maintain our health programs. So you can see in just two short years we are facing nearly one-half million dollars in funding shortfall for Indian Health Service funded programs.

It is also a strong principle of this Administration to hold governments to their treaty obligations. Most tribes will have to fill in the funding shortfall with their own funds to maintain the Federal obligation for health care services to Indian people. Unfortunately, some tribes cannot do this, and services will cut.

Every tribe will now have to spend money on health that they had hoped to spend on other priorities, such as economic development, education, or training for our people. States are cutting back on their Medicaid programs, and the first cuts will affect our dental programs and our pharmacy programs which are high-cost services that are going to be cut by the State programs. This has already happened in Idaho. It will also be the case in Oregon on March 1.

These State Medicaid cuts are very significant and they call into question the wisdom of depending on States to honor the Federal obligation to Indian tribes. It isn't working in my State.

I would like to give you an example on how the President's request falls shorts of reasonableness even in this time of war and poor economic performance. The contract health service line item is \$475 million this year. Medical inflation is about 12 percent. This means we need \$50 million added to the budget to buy specialty and hospital services. The President is requesting a \$25 million increase just one-half of what we need to stay even.

The \$1.2 billion hospitals and clinics line item does not even sufficiently fund the pay-out cost increases and the increases needed for paying staff and new facilities. There is no money for the Indian Health Care Improvement Fund unless that money is taken from other parts of the program that need inflationary increases.

There is no increase for contract support costs at all. This means mature contractors will get no increase to keep in pace with inflation, and anyone wishing to expand or enter into new contracts,

like the Navajo Nation, will have to forget their plans and get in line and hope for funding in the future.

Self governance is a successful example of contracting that we think deserves continued support. Facilities funding remains inadequate, but we welcome the \$20 million increase for sanitation facilities, which has been a long time coming. Last year the urban programs only received a 1.2 percent increase, far less than the 10 percent required to keep pace with medical inflation.

My 5 minutes are over, but I very much would like to answer any questions you have. I look forward to coming back to testify on the Indian Health Care Improvement Act. At this time, I would like to thank your staff, namely Patricia Zell, for working with our technical people on getting that Indian Health Care Improvement Act. I want you to know that we are pursuing to get that bill completed by the end of March and introduced into the 108th.

Thank you.

The CHAIRMAN. Your written statement will be placed in the record.

[Prepared statement of Julia Davis-Wheeler appears in appendix.]

The CHAIRMAN. Ms. Culbertson, you may proceed.

**STATEMENT OF KAY CULBERTSON, PRESIDENT, DENVER  
INDIAN HEALTH AND FAMILY SERVICES, DENVER, CO**

Ms. CULBERTSON. Good morning, Honorable Chairman Campbell, Vice Chairman Inouye, and committee members. My name is Kay Culbertson. I am the president of the National Council of Urban Indian Health, and more importantly I am a member of the Fort Peck Assiniboine and Sioux Tribes from Poplar, MT. Right now I am also serving as the executive director of Denver Indian Health and Family Services.

On behalf of NCUIH, I would like to express our appreciation for the opportunity to address the committee on the fiscal year 2004 President's budget request and its impact on the off-reservation Indian population.

Before I begin, Chairman Campbell, I want to make special mention of your article in Indian Country Today entitled, "Charting a New Course for Indian Health Care." This article addressed the full spectrum of Indian health both on and off reservations. NCUIH is thankful to you for your acknowledgment and support of urban Indian health needs.

NCUIH is a membership organization representing urban Indian health programs. Our programs provide a range of health care services and referrals in 41 cities throughout the Nation. Our programs are often the main source of health care and health information for urban Indian people.

The urban Indian health programs have achieved extraordinary results despite the great challenges that we face, mainly the lack of funding. As you know, the 2000 Census reports that 66 percent of the American Indians live in urban areas. We realize that not all of that 66 percent lives in the 41 cities that we serve, but there are 66 percent of the Indian people who are going without services throughout this country.

As opportunities for employment, education, and housing become more strained on reservations, we anticipate that these percentages will continue to increase over the next ten years. It should be added that the American Indian population is widely considered the most under-counted group in the Census overall. Although the total number of Indians may actually be low, our experience is that the percentage of Indians living on reservations compared to those who reside off reservations is accurate.

The fiscal year 2004 President's budget request for the Indian Health Services is \$3.6 billion, a net increase of \$130 million. However, if the budget request keeps spending, the urban Indian health programs are flat.

Of course, NCUIH supports any increase to the IHS budget, but that same increase should be reflected in the budget line item specifically for urban Indian health programs. Much like the on-reservation programs, urban Indian health programs have experienced a continual increase in the need for our services. In fact, the increase of the Indian population residing in urban areas is likely greater than the increase than it is on the reservations.

The Indian Health Service budget funds, and the urban Indian health programs, are only a small percentage of the total number of Indians eligible for those services in most cities.

In fiscal year 2003, urban Indian health programs received 1.12 percent of the total Indian Health Service budget. Although urban Indians constitute well over one-half of the total Indian population, in 1979 at a time when urban Indians made a much smaller percentage of the overall Indian population, the urban Indian programs received 1.48 percent of the Indian Health Services budget.

These figures indicate a dramatic decline of the level of funding for urban Indian health programs and off-reservation tribal members. As a result of this less funding, urban Indian health programs can only service 95,767 people of the 605,000 urban Indians that are currently eligible to receive services in our area.

In providing these services we have encountered barriers that the tribes do not face. Unlike tribal facilities, urban Indian health programs are not extended by the Federal Tort Claims Act for medical malpractice insurance. We are facing a malpractice crisis, much the same as the surgeons that are in Florida where they have walked out because malpractice insurance is so high. We face those same costs in the urban Indian health care programs because of our lack of the Federal Tort Claims Act leverage.

We have been quoted rates for malpractice insurance that range from \$5,500 to over \$10,000 for one general practitioner. This is one person. The malpractice insurance costs, especially for obstetrics and psychiatry, are cost prohibitive to most of the urban Indian health programs.

One of the clinics in our membership has malpractice costs in excess of \$50,000. That is more than we pay probably a nurse-practitioner in my clinic at this time.

Recruitment and retention continue to be difficult for urban Indian health programs. Although our professional staff are eligible for the loan repayment and the scholarship payback, we continue to compete with tribes and the private sector in the cities where we live.

As nonprofit 501(c)(3) organizations, our salaries and benefits differ greatly from the Indian Health Service and the tribes and the private sector. I can give you an example. I had a job open for probably six months because I couldn't bring on a diabetes educator. The diabetes educators in the general market in the Denver area get around \$65,000–\$70,000. Indian Health Services will pay between \$50,000–\$65,000. I could only offer \$45,000. So it was very difficult finding a qualified person that could come in and do the work that we needed with our diabetics.

So I can honestly say to you that the staff who are working in these urban Indian health care programs have a true sense of commitment to bettering the health of Indian people across the country regardless of where they live.

We also need money in order to enhance program data collection and funding from third-party collections. It is imperative that urban Indian programs utilize an accurate data system much like the Resource Patient Management System for Indian Health Service, RPMS, as it is formally known. Although RPMS software is provided at a minimal cost, the cost associated with the use of it can exceed over \$500 a month.

Now this may seem like a small amount, but that can be the difference between buying medications for a diabetic, or buying medications for someone with hypertension. So it is a strain on us. Then you incur additional costs through trainings and updates and additional hardware.

Many of the urban programs have also gone to other commercial software packages to other commercial software packages to do their data collection. Those are expensive; we have heard between \$25,000–\$75,000 for those sources. We need to have something that meets the needs of the urban Indian health programs and can collect all of the data from all of the other funding sources that we have. Some programs have as many as 25 different funding revenues to their programs.

One of the greatest needs that we have are dental services for Indian health programs. I know that we have talked about this before. Currently we see people in Denver who are in need of extensive dental work. We brought a small package plan so that we could promote dental prevention and hygiene. We have not had one person that has just only need of cleanings. We have had people that come in that need root canals. Children as young as 5 years old need root canals. They are young—30 years old—and they have dentures. Dental care for urban Indians is just nonexistent. Many of the private doctors do not take Medicaid so our patients are pretty much stuck out there without dental work.

We must also address the medical inflation rate. Considering these factors, we are actually getting a decrease in the amount of funding. Urban programs already experience severe limitations as a result of inadequate funding.

I want to give you an example of a patient of mine that came in to our clinic. He is 40 years old. He is a member of the Sisseton-Wahpeton Tribe with diabetes and hypertension. He presented to our clinic for routine management of his diabetes and hypertension. We saw him. We were able to provide him with medications and exams.

While we were trying to control his diabetes with medications and diet, his hypertension went out of control and his lab work suggested the beginning stages of renal failure. Attempts were made to improve the patient's renal function through diet and medication modification. Despite these attempts, the patient's renal function continued to decline and he was in need of a renal consult.

This was a difficult situation. The patient was fully employed but he did not have health insurance and yet he could not pay for a specialist to look at his kidneys. Assessing the State-funded programs became very difficult. The patient needed to work, and continued to work to support his family, but his income was too high to qualify for any assistance.

He moved to Denver because of the influences that surrounded him at home were having a negative effect on his health and well being. He came to Denver looking for work and for opportunity. He felt that returning to the reservation to access care at the IHS facility was not an option for him. Thus begins the search for services.

We were able to contact a nephrology clinic at the University of Colorado Health Sciences Center. This facility will see uninsured patients with the understanding that they will be required to pay a \$300 deposit, which he did not have and which we did end up paying, and then be billed later for services.

We tried to work with the contract health care back at his home reservation without success. We were unable to get calls returned. We were unable to provide services for him. Ultimately the patient couldn't afford it. He moved back to the reservation and now he has qualified for contract health care which we have heard is already in severe shortages. Then he has to look for a job. If not, he will go to the tribe and look to them for further assistance.

There have been multiple instances of this where we have had to send people to the emergency room because of cardiology referrals. We just can't access them in a timely manner. Many of our patients who benefit from stress tests are unable to pay for and access such services. That is critical when you are looking at diabetes prevention and hypertension as far as the complications that go along with it, and being able to set up an exercise program or a diet program for them.

To access the urban Indian health planning disparity in an amount that urban Indian programs could effectively put to use, NCUH recommends a \$6-million increase to President Bush's fiscal year 2004 budget for urban Indian health programs. This would lift our funding from \$29,947,000 to \$3,947,000.

While we realize this will not address the total need, we believe that it will be a beginning for us to start closing the gap of health disparities for people living off-reservation. The proposed increase would have a huge impact on the provision of health care. A \$6 million increase for urban Indian health would find much needed resources to allow for the recruitment and retention of personnel essential to the provision of health care in urban settings, and would enhance the integration of clinical expertise for medical and behavioral health. Substance abuse is very big issue for us.

Ms. CULBERTSON. Am I almost out of time?



The CHAIRMAN. Unfortunately, we are going to need to move along, please.

Ms. CULBERTSON. Okay. Needless to say, the Indian Health Service really has not provided us with the money that we need to provide services to urban Indian health programs. We would like to thank you for letting us testify today. We look forward to seeing you hopefully at our conference in March.

I would ask that my written testimony be inserted in the record. [Prepared statement of Kay Culbertson appears in appendix.]

The CHAIRMAN. Thank you.  
John, why don't you proceed.

**STATEMENT OF JOHN CHEEK, EXECUTIVE DIRECTOR, NATIONAL INDIAN EDUCATION ASSOCIATION, ALEXANDRIA, VA**

Mr. CHEEK. Good morning, Chairman Campbell and Vice Chairman Inouye. My name is John Cheek. I am executive director with the National Indian Education Association. We are a membership organization of almost 4,000 members. I bring greetings from our President, Robin Butterfield, who could not be here today.

Today's hearing focuses on the fiscal year 2004 funding for Indian programs. This is a period of tremendous challenge in all schools, but especially in Indian schools across the country. The requirements of the "No Child Left Behind Act" mandate much more from students and schools than they have ever had to produce before. Since Indian students as a group tend to score lower than other groups, the challenges they face are going to be much harder to achieve.

The "No Child Left Behind Act" assumes all students leave the starting line at the same location and reach the finish at the same time. This is simply unrealistic when you factor in economic status, access to resources, family income, etc. The "No Child Left Behind Act" requires all students to reach proficiency levels, and sanction schools when students do not make substantial progress. Indian schools and administrators are under the gun to produce results or risk losing their students, their schools, and their jobs.

How does a school change to create such substantial increases in achievement? We hear that students are being subjected to more homework. Will that increase achievement? Schools that do not have a new idea are going to try more the same. We do not think that is a successful approach.

Resources are needed if the "No Child Life Behind Act" is to be fulfilled. Resources for curriculum development, resources for innovation, resources for new and better use of technology, and resources for staff development are also needed. The Department of Education budget has some increases but not nearly enough. The BIA school system gets a little more than pay cost adjustments, but yet has the same challenges and responsibilities as the State system.

There was a promise of substantial new resources for schools in the act. For example, title I, the largest title in "No Child Left Behind" was authorized at a level of \$18.5 billion in fiscal year 2004. But the request falls short by \$6 billion. Across the board there is funding to maintain the status quo. Pay increases are generally

provided for, but this law is requiring much more than the status quo. This law mandates substantial increases in achievement.

NIEA's concern, of course, is focused on funding for Indian education. Most program for American Indians are located in the Departments of Interior and Education. Within the Education Department funding is being requested at the same level as 2003. The request of \$122 million provides educational services for over 460,000 K-12 Indian students and 1,200 public schools in 43 States.

NIEA is requesting a nominal increase to \$129 million to include additional funding for the American Indian Administrator's Corps, the National Advisory Council on Indian Education, and the travel departments of education and Indian fellowships. With the exception of travel education departments, all of these programs have a successful track record of meeting the educational needs of Indian country.

One innovation provided for in the "No Child Left Behind Act" is the authorization for tribes to assume more control over their educational programs. Through the development of tribal educational departments, which would operate in a manner similar to State departments of education, the authority is there but the funding is not.

We believe that a tribally-controlled educational system would be more likely to motivate students and achieve the success required if they are allowed to do so. Funding for travel education departments is a step toward true self determination.

Another program is the American Indian Administrator's Corps authorization. It is the companion program alongside the American Indian Teacher Corps. Today, the Teacher Corps program is on its way to adding 1,000 new Indian teachers to the teaching force in Indian schools across the country. While teachers are greatly needed, they equal only part of the equation. Without inspired and effective school leaders at these schools, we will likely continue to see high turnover rates of Indian teachers that plague Indian schools today.

NIEA strongly recommends that funding be restored to the Administrator's Corps, and to support the Indian teachers exiting the program in the next few years. In 2002, the program was funded at over \$3 million, but in 2003 the program was recommended for only \$360,000. No funding is requested in 2004. NIEA is recommending at least \$1 million be refocused on this program.

Education funding for the Department of the Interior's Bureau of Indian Affairs is more costly since it covers the full spectrum to assist over 50,000 students, numerous tribal college students, teachers, and ancillary personnel. The total direct education allocation for BIA for K-12, tribal colleges, higher education scholarships, and construction is over \$930 million for fiscal year 2004.

While this may seem like an enormous amount, you must consider that the funding covers the students, the class room, and everything else associated with it, such as transportation, construction, and personnel.

I want to mention one very positive thing that is happening, however. The bipartisan initiative begun by this committee a few years ago to replace and repair the facilities of the Bureau of Indian Affairs continues with no reduction in funding levels. Both the

Administration and the Congress are staying the course. The facilities, and the schools funded by the BIA are greatly improving.

In closing I did want to make a couple of requests of the committee. This year there is a pretty heavy education agenda for the Congress. We have three major education reauthorizations occurring this year: The Individuals with Disabilities Education Act, the Higher Education Act, and the Head Start reauthorization.

NIEA is requesting that an oversight hearing be held on each one of these authorizations, the sooner the better, so we can make sure Indian county's concerns are included in these reauthorization bills as they move forward.

In closing, I would just thank the committee for inviting NIEA to present testimony on the fiscal year 2004 funding request. I would be happy to answer any questions the committee may have. Thank you.

I would ask that my statement be included in the record.

[Prepared statement of John Cheek appears in appendix.]

The CHAIRMAN. I am told by staff that we are going to do oversight hearings on all the things you suggested.

Mr. McNeil.

**STATEMENT OF RON MCNEIL, CHAIRMAN, PRESIDENT'S BOARD OF ADVISORS ON TRIBAL COLLEGES AND UNIVERSITIES, SITTING BULL COLLEGE, FORT YATES, ND**

Mr. MCNEIL. Chairman Campbell, Vice Chairman Inouye, and distinguished members of this committee, on behalf of the Nation's 34 Tribal Colleges and Universities, which comprise the American Indian Higher Education Consortium, I thank you for extending to us the opportunity to testify today on the President's fiscal year 2004 budget. I am honored to be here.

My name is Ron McNeil. I am Hunkpapa Lakota from the land known as the Standing Rock Reservation. For the record, I am here in my capacity only as the President of Sitting Bull College and as a representative of the American Indian Higher Education Consortium.

For 9 of the past 11 years, I have served as president of my tribe's college, Sitting Bull College. Sitting Bull College is my alma mater. I attended school there in 1982 and 1983 and went on from there to achieve my juris doctorate degree and then returned home in 1988 to be employed with the College.

I say that because if it wasn't for my beginnings at Sitting Bull College, I don't think I would be here to testify today. Sitting Bull College is one of the first and oldest tribal institutions of higher education. My tribal leaders founded the college in 1973 for a simple reason: The near complete failure of the higher education system in the United States to meet the needs or even include American Indians.

For the past 30 years the idea of tribal institutions of higher education has spread throughout Indian country. Today despite decades of severe funding inequities and Federal budget cuts, 34 tribal colleges and universities in 12 States are educating upwards to 30,000 Indian students from 250 federally recognized tribes.

I must emphasize that point because I know that at some point in time, Senator Dorgan of this committee was asked by another

Senator why should he support tribal colleges when there was no tribal college in his State. The idea is that 250 recognized tribes are not all in the 12 States that we serve. Many of those students come from States that do not have tribal colleges.

I am going to skip a lot of the history about tribal colleges and move on very quickly to say that most of our institutions are located on Federal Trust land. States, therefore, have no obligation to fund tribal colleges. Most States do not even provide funding for non-Indian State resident students who attend tribal colleges and account for approximately 20 percent of our enrollments. In other words, funding for tribal colleges and Indian students are helping support the education for non-Indian students at our colleges.

Despite trust responsibilities and treaty obligations resulting from exchange of millions of acres of land, the Federal Government has, over the years, not considered funding American Indian higher education a priority. For the past 21 years since the initial funding of the Tribal College Act, our institutions have been chronically underfunded.

Our fiscal year 2003 estimated funding level for title I of the Tribal College Act is about \$3,900 per Indian student, which is still less than the two-thirds of the authorized level of \$6,000 per Indian student. I emphasize that point as well because in 1988 all we received for our Indian students was \$1,800 per student. I would like to see a State-supported institution keep its doors open on \$1,800 per student.

But our situation could be even worse this next year. If enacted, the President's fiscal year 2004 budget request for basic operations of the tribal college would result in a \$4 million cut from the 2003 level recently approved by Congress. This marks the second year in a row that the Administration has recommended a cut in our funding and has zeroed out funding for United Tribes Technical College and Crownpoint Institute of Technology.

Simply put, this is unconscionable and shortsighted.

We respectfully urge the members of this committee to lead the Senate in rejecting this number and appropriating a more reasonable level of funding. For 2004 we respectfully request \$49.2 million for titles I and II of the Tribal College Act. This increase would bring funding for basic operations at existing eligible tribal colleges to \$4,500 per Indian student count which still represents just three-fourths of the authorized amount of \$6,000 per student, and also to restore funding to United Tribes Technical College and Crownpoint Institute of Technology.

Last month the President announced that he was increasing title III programs by 5 percent. However, the President's fiscal year 2004 budget recommendation of \$19 million for tribal colleges under Title III would actually decrease funding from the 2003 level by \$4 million.

We request that funding for the tribal college title III program be funded at \$27 million, an increase of \$4 million over fiscal year 2003, and \$8 million over the President's request.

One hundred and forty years ago, Congress enacted legislation establishing the Nation's first land grant institutions. Nine years ago, Congress established tribal college and universities as land grant institutions. We call them the 1994's. Congress created four

very modest programs specifically for the 1994 land grant institutions. We urge your careful attention to them. Funding details are provided in my written remarks.

Finally, Mr. Chairman, for fiscal year 2001, a bipartisan group from the Administration and Congress came together to launch a modest, but direly needed facilities initiative for our colleges.

With help from many members of this committee, several small competitive grant programs were established to help the infrastructure problems that plague our institutions. Programs of \$3–\$4 million were established in the Department of Housing and Urban Development, the Department of Defense, and the Department of Agriculture's Rural Community Advancement Program, called RCAP.

These programs, together with the Department of Education's Title III program, have helped tribal colleges address the critical need for new enhanced facilities on our campuses. Unfortunately, annual appropriations for these programs has not grown in the past 3 years. In its fiscal year 2004 budget request, the Administration would eliminate entirely tribal college facilities under the USDA's RCAP program.

We urge the committee to join with other members of the Senate to preserve the RCAP program and to strengthen the other programs which have enabled our schools to build classrooms, computer and science laboratories, child care centers, and even a veterinarian clinic.

Mr. Chairman, I am grateful for this opportunity to present our recommendations to help bring equality in education and economic opportunities in Indian Country to the tribal colleges and universities. Thank you.

I ask that my testimony be included in the record.

[Prepared statement of Mr. McNeil appears in appendix.]

Senator INOUE. I have been on this committee now for many, many years. I have had the privilege of serving as chairman and Ranking Member during most of those years. It is always sad to listen to testimony such as this because I know it is true.

For example, as you indicated, the per capita amount that the Federal Government provides tribal colleges would be \$1,800 per student?

Mr. MCNEIL. In 1988; yes, sir.

Senator INOUE. For Howard University, for African-Americans, it is nearly \$20,000. I have been working on a Native American university proposal. It has been a slow process. I hope that sometime in the next 12 months I will be able to conduct consultation hearings in about four regions to get the views of tribal educators to tell me, and to tell the committee what they hope to have as a Native American university. There are many concepts and ideas.

But as you have pointed out, the way we have responded to the needs of education in tribal colleges is obscene. I can assure you that we will keep on doing what you think should be done.

The other thing that I should note is that history indicates that whenever this Nation is faced with some crisis, such as war, that becomes the priority. And as such, other programs begin to get hurt. I can assure you that this committee will do its utmost to make certain that your priorities do not get diminished or disappear because they are very important.

I have just one question. You qualify as a land grant college. There is an obligation and Trust responsibility on the part of the Federal Government for the education of Indian children. Why is it that many States refuse to provide assistance when you provide education to non-Indian students in tribal colleges? About 20 percent of the student body is non-Indian; isn't that correct?

Mr. MCNEIL. Twenty percent are non-Indians, yes.

Senator INOUE. Can you tell me why the States are reluctant to provide assistance. They do it for other colleges.

Mr. MCNEIL. I can answer that in terms of North and South Dakota. That is where Sitting Bull College and Standing Rock Reservation is located. In North Dakota we have approached the State legislative body a number of times. The last time that we approached them, their response to us was that since the North Dakota tribes have casinos and many non-Indians go to those casinos, that is how they are making their contribution to Indian education. They go to our casinos and spend their money.

That was, in fact, one of the comments that we heard back from the Senators of South Dakota.

Senator INOUE. Which Senators told you that?

Mr. MCNEIL. North Dakota.

South Dakota did appropriate \$50,000 for the tribal colleges for the non-Indian students attending there. However, the Governor at that time said that he thought that it was unconstitutional to give money to a special group within the State, and therefore, refused to release the \$50,000. Our comment back was every group that comes to the State legislative body, whether it be farmers, ranchers, handicapped personnel, veterans—anybody is a special group that goes there. So they should have released the money.

Senator INOUE. Well, we've got problems. [Laughter]

Homeland security is one of the top priority matters. Has the Indian Health Service consulted with tribally-controlled hospitals and clinics on matters relating to homeland security and emergency response preparedness?

Ms. DAVIS-WHEELER. We, as tribes, Senator Inouye, have individually looked at homeland security. We have a very progressive tribe in Oregon, the Confederated Tribes of Warm Springs, that have Commission Corps public health service that have pushed their way into county meetings and State meetings regarding homeland security. That has pretty much been an initiative that that tribe has done.

So each tribe is basically doing our own thing. The National Indian Health Board, on the other hand, has been following that homeland security legislation and the whole workings on that very closely. We do have some information that we have been sending our tribes.

But as for Indian Health Services, truthfully, they are just looking at their budget and how less money they have besides looking at homeland security. They are dealing with their own. That is my perception.

Senator INOUE. So they haven't done anything?

Ms. DAVIS-WHEELER. Not that I know of.

Senator INOUE. What about urban Indian clinics?

Ms. DAVIS-WHEELER. Yes; not a coordinated effort.

Ms. CULBERTSON. And the same goes for the urban Indian health programs. I know that one of the programs in Kansas had been working with homeland security and was called upon by the State. Unfortunately, when she went to the meeting, they said, "No, we are supposed to be working with the tribes; so you need to leave."

So as far as the urbans go, we are just working within the counties and States that we are in, and are hoping that we will be able to dovetail with some of their things. But officially, no, Indian Health Services has not looked at homeland security for urban Indian health programs.

Senator INOUE. I have so many questions but every time I ask one it makes me sad. [Laughter.]

I have discussed this matter with the chairman before he left, and I can assure you that this committee, whether it be on education, health, or any other program, we will seek the highest funding possible. If there are going to be any cuts, it will not come from this Committee. If we should decide to put in a lower figure, then you can be assured that when the appropriating committees get into action, they will go below that.

So, frankly, we are going to increase the Indian program budget to the extent possible. Otherwise, your priority will be low. We don't want to see that happen.

Ms. DAVIS-WHEELER. Senator Inouye, if I may, I would like to thank you. As a tribal leader I have been familiar with many of our tribes across the United States. All of us have a constitution and bylaws that we go by that we rule our people with. I really hope that we can see a better budget in fiscal year 2004.

Because it is in our constitution and bylaws to take care of our people through health, education, and welfare, I want to thank you from the bottom of my heart that you will make sure that doesn't happen.

Senator INOUE. The other matter that I think is very important—and this is something that we have to work with you—is the Indian Health Care Improvement Act. We have been working on this for too long. It is about time it became law. If it should become law, then your problems with malpractice may be addressed. So let's get down to work on this one.

I think we are getting close to the point of introducing the measure. If we are, we should do it as soon as we can so we will have at least 1 year. The bill will have to go to several other committees. The sooner we get it done, the better.

I will instruct the staff to get into action now and see what we can do.

Ms. CULBERTSON. Thank you, Senator.

Senator INOUE. The Department of Education, because of priority fundings, has suggested a decrease in impact aid of about \$300 million—\$289 million. How would that affect schools or any other programs in Indian country?

Mr. CHEEK. I think in terms of the cut, that is a substantial cut given what that program has received in 2003 and 2002. It is almost a \$300 million cut. I believe that cut is occurring under the B category of students that are funded under the Impact Aid Program. To the best of my knowledge, a lot of the students that are

going to be impacted, are those students that have parents that live or work in military installations.

I think, given the fact that we have a pending war on the horizon, I think the Administration took an unwise move, to move money out of that category in light of the military build up and all of the resources that are heading in that direction.

In terms of the impact on Indian students, I think it is probably a minimal effect since most of the dollars that go for Indian students come out of category A. Actually, American Indian students generate the majority of funds under Impact A.

But typically what I have seen over the past several years, the Administration will ask for a lower amount and then I think that outside voices will bring the funding back into it. So this may be the same thing that they are trying this year. But I think the fact that it is affecting military people is unconscionable.

Senator INOUE. Personally I would hate to get involved in any process that would reduce the funding for Indian programs. But the reality of political life would suggest to me that will happen in the budget and appropriating process.

That being the case, could you provide the chairman, and provide me with a list of those things that all of you would consider absolute musts?

Mr. CHEEK. Yes; we will be happy to provide that, Senator.

Senator INOUE. Otherwise, there is a tendency in the Congress to have across-the-board cuts—a 10-percent cut across the board. When you do that, you would be cutting absolutely essential measures and cutting some that are not that essential. So if you can provide the leaders of this committee a list of those programs that you consider musts, we would be most appreciative. Then we can secure some guidance from you.

With that, I will have to adjourn this hearing because of the time element here. But may we submit questions to you for your response?

Ms. DAVIS-WHEELER. Yes.

Ms. CULBERTSON. Yes.

Mr. CHEEK. Yes.

Mr. MCNEIL. Yes.

Senator INOUE. The subject matter that we are involved in now is so essential that we would like to get responses in detail.

With that, I thank all of you for your attention. Thank you all for your testimony. The hearing is adjourned.

[Whereupon, at 12:04 p.m., the committee proceeded to further business.]



---

---

## APPENDIX

---

### ADDITIONAL MATERIAL SUBMITTED FOR THE RECORD

---

---

PREPARED STATEMENT OF HON. DANIEL K. INOUE, U.S. SENATOR FROM HAWAII,  
VICE CHAIRMAN, COMMITTEE ON INDIAN AFFAIRS

Mr. Chairman, I am pleased to join you in this hearing today as we receive testimony from the tribal organizations that represent the interests and concerns of Indian country.

I am certain that, as they have in the past, these organizations have studied the President's Budget Request for Indian programs for fiscal year 2004 carefully and that they will provide this committee with information on the impacts of the President's Request that can be anticipated in Indian country.

---

PREPARED STATEMENT OF JULIA DAVIS-WHEELER, CHAIRPERSON, NATIONAL INDIAN  
HEALTH BOARD

Chairman Campbell, Vice Chairman Inouye, and distinguished members of the Senate Indian Affairs Committee. I am Julia Davis-Wheeler, chairperson of the National Indian Health Board. I am an elected official of the Nez Perce Tribe, serving as Secretary, and also chair the Northwest Portland Area Indian Health Board. On behalf of the National Indian Health Board, it is an honor and pleasure to offer my testimony this morning on the President's Fiscal Year 2004 Budget for Indian Programs.

The NIHB serves nearly all Federally Recognized American Indian and Alaska Native (AI/AN) Tribal governments in advocating for the improvement of health care delivery to American Indians and Alaska Natives. We strive to advance the level of health care and the adequacy of funding for health services that are operated by the Indian Health Service, programs operated directly by Tribal Governments, and other programs. Our Board Members represent each of the 12 areas of IHS and are elected at-large by the respective Tribal Governmental Officials within their regional area.

As we enter the 108th Congressional session, we Gall upon Congress and the Administration to address the funding disparities that continue to hamper Indian country's efforts to improve the health status of American Indians and Alaska Natives. No other segment of the population is more negatively impacted by health disparities than the AI/AN population and Tribal members suffer from disproportionately higher rates of chronic disease and other illnesses.

Indian country has continuously advocated for equitable health care funding. Health care spending for AI/AN's lags far behind spending for other segments of society. For example, per capita expenditures for AI/AN beneficiaries receiving services in the IHS are approximately one-half of the per capita expenditures for Medicaid beneficiaries and one-third of the per capita expenditures for VA beneficiaries. Sadly, the Federal Government spends nearly twice as much money for a Federal prisoner's health care that it does for an American Indian or Alaska Native. The failure of the federal government to provide equitable health funding for American

Indians and Alaska Natives reflects a tragic failure by the United States to carry out its solemn Trust responsibility to American Indian and Alaska Native Tribal governments.

Further exacerbating the current funding situation are the challenges our Nation faces relating to the war on terrorism, a sluggish economy and probable military action in Iraq, which has further shifted fiscal priorities away from American Indian/Alaska Native health-related initiatives. While we certainly realize the significance of these challenges, we must also ensure that the health needs of American Indians and Alaska Natives are protected during this time.

At this point in my testimony, I would like to illustrate the challenges we face as tribal leaders as we desperately fight to improve the status of our people.

According to the Indian Health Service, American Indians and Alaska Natives have a life expectancy 6 years less than the rest of the U.S. population. Rates of cardiovascular disease among American Indians and Alaska Natives are twice the amount for the general public, and continue to increase, while rates for the general public are actually decreasing. American Indians die from tuberculosis at a rate 500 percent higher than other Americans, and from diabetes at a rate 390 percent higher.

Public health indicators, such as morbidity and mortality data, continue to reflect wide disparities in a number of major health and health-related conditions, such as Diabetes Mellitus, Tuberculosis, alcoholism, homicide, suicide and accidents. These disparities are largely attributable to a serious lack of appropriated funding sufficient to advance the level and quality of adequate health services for American Indians and Alaska Natives. Recent infant mortality data indicates that the infant mortality rate for American Indians and Alaska Natives is 25 percent greater than all other races in the United States. Recent studies reveal that almost 20 percent fewer American Indian and Alaska Native women receive pre-natal care than all other races and they engage in significantly higher rates of negative personal health behavior, such as smoking and alcohol and illegal substance consumption during pregnancy.

The greatest travesty in looking at the deplorable health of American Indians comes in recognizing that the vast majority of illnesses and deaths from disease could be preventable if funding was available to provide even a basic level of care. It is unfortunate that despite two centuries of treaties and promises, American Indians are forced to endure health conditions and a level of health care funding that would be unacceptable to most other U.S. citizens.

Cancer is the third leading cause of death for American Indians of all ages, and is the second leading cause of death among American Indians over age 45. According to the IHS, American Indians and Alaska Natives have the poorest survival rates from cancer of any other racial group. Also, our women have disproportionately high incidences and mortality rates for cervical cancer, and it occurs at a younger age than it does in other racial groups.

Oral health is also a great problem. Nearly 80 percent of Indian children aged 2-4 years have a history of dental decay, compared to less than 20 percent of the remaining U.S. population. Further, 68 percent of our adults and 56 percent of our elders have untreated dental decay and gum disease.

### **Trust Obligations of the Federal Government**

The federal responsibility to provide health services to American Indians and Alaska Natives reflects the unique government-to-government relationship that exists between the Tribes and the United States. The importance of this relationship is reflected in the provisions of Article I, § 8, clause 3 of the United States Constitution, which gives the Federal Government specific authorities in its dealings with Indian Tribes.

Article VI, § (2) of the United States Constitution refers to all treaties entered into under the Authority of the United States as the "Supreme Law of the Land". Treaties between the Federal Government and our ancestors—negotiated by the United States Government in return for the cession of over 400 million acres of Indian lands established a Trust obligation under which the Federal Government must provide American Indians with health care services and adequate funding for those services. Additional Treaties, Statutes, U.S. Supreme Court decisions and Executive Orders have consistently reaffirmed this Trust responsibility.

The Snyder Act of 1921 has been the foundation for many federal programs for Tribes that have been instituted since its enactment, including programs targeting Indian health. It gives broad authority to Congress to appropriate funds to preserve and improve the health of American Indians and Alaska Natives.

Since 1964, three public laws have dramatically changed the delivery of health care to the tribes. First, the Transfer Act of 1954 removed responsibilities for health

care of American Indians and Alaska Native from the Federal Department of the Interior to the, then, Department of Health, Education and Welfare. Essentially, one major Indian program was excised from a Department that had been responsible for a number of key programs for the tribes. The subsequent transfer of Indian health to a Department with equal standing in the Federal system elevated the health and welfare of American Indians and Alaska Natives to a status in which they became a primary focus of Department efforts.

Second, the Indian Self Determination and Education Assistance Act of 1975 changed forever the nature of relationships between Tribal organizations and the Federal Government and revolutionized the manner in which health services were delivered in Indian country. The Act provided guidance and direction to IHS to enable it to work with Tribes to develop Tribal based health systems in which Tribal organizations were given tools with which to operate their own health programs.

With approximately half of all service funding through IHS now going to programs that are operated directly by Tribes, health care systems offering locally accessible, coordinated services that are capable of being more responsive to the needs of individual Tribal members are now widely available and expanding. In the 1998 NIHB study "Tribal Perspectives on Indian Self Determination and Self Governance in Health Care Management", 94 percent of the Tribal leaders and health system directors surveyed reported plans to enter into Self Determination or Self Governance agreements with the IHS. Tribally operated systems, reported significantly greater gains in the availability of clinical services, community-based programs, auxiliary programs and disease prevention services. In most cases, Tribes contracting or compacting with IHS reported improved and increasingly collaborative relationships With the agency, with both IHS Area Offices and Tribal organizations working together to facilitate the transfer of program management.

Finally, with its comprehensive, far-reaching provisions, the Indian Health Care Improvement Act of 1976 created opportunities for enhancement of services to Tribes through innovative interventions that are responsive to the health needs of the Tribes and their members. Areas in various Tribes and the IHS have intervened to achieve positive changes under the Act include: Virtually every component of service delivery; health profession training, recruitment and retention; targeted disease prevention and treatment; funding of health systems; and, mechanisms for integrating Tribal systems with federal programs, such as Medicaid and Medicare. Additionally, through periodic Reauthorizations, authority is given by Congress for IHS and Tribes to develop new strategies to improve components of programs in response to administrative, technical and professional trends and advances.

Yet, despite these acts to achieve critically needed improvements in health systems serving Tribes, easily preventable health problems continue to plague the 1.6 million Americans being served by the Indian Health Service and Tribal health providers.

#### **The President's FY 2004 IHS Budget Request**

As you know the FY 2003 Budget was just signed by the President last Thursday, February 20, 2003. I understand that some of the numbers we are using for FY 2004 will be modified based on the enacted budget of last week. The IHS FY 2004 budget request is \$2.89 billion, an increase of \$40 million over the FY 2003 enacted amount for the Indian Health Service. Even if the \$50 million dollar increase for diabetes funding is included the budget request is still over \$200 million short of what is needed to maintain current services. It is estimated that a \$325 million increase is required provide the same level of health care services provided in FY 2003. This amount would be sufficient to cover pay act costs, population growth.

The President's budget includes \$114 million for sanitation construction, an increase of \$20 million over the FY 2003 Budget Request. This 20 percent increase represents the largest increase provided for sanitation construction in over a decade. This provision and significant increase is applauded and demonstrates the Administration's commitment to providing safe water and waste disposal to an estimated 22,000 homes, an increase of 2,600 over the number of homes served in 2003. Proper sanitation facilities play a considerable role in the reduction of infant mortality and deaths from gastrointestinal disease in Indian country.

The President's budget request also reflects the \$50-million increase in the Special Diabetes Program for Indians funding approved during the 107th Congress. We are grateful to the Administration and Congress for recognizing the success and effectiveness of the Special Diabetes Program for Indians as a tool to reduce the incidence and harmful effects of Diabetes in Indian country.

As a result of the Special Diabetes Program, today there are over 300 diabetes prevention and treatment programs serving American Indians and Alaska Natives. The funding allows Tribal governments to develop and improve wellness centers,

purchase newer medications which are effective in preventing Type II diabetes, establish education programs, and other activities. It is not only an effective tool in preventing and treating diabetes, it also provides opportunities to reduce the incidence of diabetes related blindness, amputations, and end stage renal disease. We ask that the increase in funding for the Special Diabetes Program does not come at the expense of other vitally important IHS programs.

**Health Facility Construction:** The budget includes a total of \$72 million for construction of new health facilities allowing IHS to replace its priority health care facility needs with modern health facilities and to significantly expand capacity at its most overcrowded sites. The request will complete outpatient facilities at Pinon (Navajo Reservation, Arizona) and Metlakatla (Annette Island, Alaska); continue construction of the Red Mesa Outpatient Facility (Navajo Reservation, Arizona) and begin construction of a new outpatient facility to replace the Sisseton hospital (Sisseton-Wahpeton Sioux Tribe, South Dakota). When the Sisseton hospital is closed, IHS will purchase inpatient and emergency care from non-IHS facilities such as the nearby Coteau Des Prairies hospital.

**Pay Costs:** The budget includes an additional \$35 million to cover increased pay costs for IHS's 15,021 FTE's and to allow tribally run health programs to provide comparable pay raises to their own staffs.

Approximately 1 year ago, tribal leaders' came together to develop a "Needs-Based Budget" for Indian Health Service funding. The needs-based budget was developed through a careful and deliberate process to ensure that it was reflective of the health needs of Indian country.

The budget documented the IHS health care funding needs at \$18.2 billion. President Bush's proposed appropriation of \$2.89 billion falls well short of the level of funding that would permit Indian programs to achieve health and health system parity with the majority of other Americans.

Failure to adequately increase the Indian Health Service clinical services budget will force numerous Tribal health providers to cut back services, worsening the plight of an already severely at-risk population and jeopardizing greater public health. Staff cuts would also result, increasing waiting periods to get appointments, as well as reducing clinic hours. Also, without adequate funding, several successful programs throughout Indian country would have to be eliminated, such as patient outreach, nutritional programs, preventive care, referral services, dental and optometric services.

Funding for the Indian Health Service has failed to keep pace with population increases and inflation. While mandatory programs such as Medicaid and Medicare have accrued annual increases of 5 to 10 percent in order to keep pace with inflation, the IHS has not received these comparable increases. Current Indian Health Service funding is so inadequate that less than 60 percent of the health care needs of American Indians and Alaska Natives.

As we have carefully reviewed the President's FY 2004 IHS Budget Request, several provisions would seriously affect the agency's ability to carry out its responsibilities pertaining to the health and welfare of American Indians and Alaska Natives. Below, I will briefly discuss several of these provisions.

#### **Contract Health Service Funding**

The President's Budget Request includes \$493 million, which provides an additional \$25 million or 5 percent increase over the previous year's request, for Contract Health Services. While we are very thankful for any increase, the proposed level of funding is so limited that only life-threatening conditions are normally funded. In most other cases, failure to receive treatment from providers outside the IHS and Tribal health system forces people in Indian country to experience a quality of life that is far below the level normally enjoyed by non-Indian Americans.

The documented need for the Contract Health Service Program in Indian Country exceeds \$1 Billion. At present, less than one-half of the CHS need is being met, leaving too many Indian people without access to necessary medical services. We recommend an increase of \$175 million, which would raise American Indian and Alaska Native tribes to approximately 60 percent of need.

#### **Contract Support Costs**

The President's FY 2004 Budget Request includes \$271 million, the same as the FY 2003 enacted budget, to support tribal efforts to develop the administrative infrastructure critical to their ability to successfully operate IHS programs. An increase in Contract Support Costs is necessary because as Tribal governments continue to assume control of new programs, services, functions, and activities under Self-Determination and Self-Governance, additional funding is needed. Tribal pro-

grams have clearly increased the quality and level of services in their health systems fairly significantly over direct service programs and failing to adequately fund Contract Support Costs is defeating the very programs that appear to be helping improve health conditions for American Indians and Alaska Natives.

We strongly urge reconsideration of this line item in the proposed budget. As Tribes increasingly turn to new Self Determination contracts or Self Governance compacts or as they expand the services they have contracted or compacted, funding necessary to adequately support these is very likely to exceed the proposed budgeted amount. We ask you to fund contract support costs at a level that is adequate to meet the needs of the Tribes and to further the important Trust responsibility charged to the federal government. We recommend an additional \$150 million to meet the shortfall for current contracting and compacting.

#### **Tribal Management/Self-Governance Funding**

According to the President's FY 2004 Budget, the number of tribally managed IHS programs continues to increase, both in dollar terms and as a percentage of the whole IHS budget. Tribal governments will control an estimated \$1.6 billion of IHS programs in FY 2004, representing 53 percent of the IHS's total budget request. Because of this, it is critical that funding for self-governance be provided in a manner reflective of this. Therefore, we feel it is necessary to provide funding over and above the proposed amount of \$12 million. The enacted FY 2003 budget cut the office of Self-Governance funding by 50 percent without any notice to tribes.

#### **Proposed IHS Management Initiatives/Administrative Reductions**

The President's budget includes savings of \$31 million from administrative reductions and better management of information technology. The IHS proposes to achieve these savings primarily by reducing the use of Federal staff. IHS also plans to reduce administrative costs and to achieve efficiencies through the development, modernization and enhancement of IHS information systems.

The National Indian Health Board and Tribal governments have long been concerned about "cost-saving" provisions contained in the President's Budget Request, both in FY 2003 and FY 2004. The result will be the elimination of potentially hundreds of full-time staff at the headquarters and area levels, which would add new burdens to the provision of health care to American Indians and Alaska Natives, rather than addressing the widespread health disparities throughout Indian country.

Over the last several years, the IHS has made significant efforts to streamline the agency. IHS has previously reduced upper and middle management positions by 60 and 58 per cent, respectively, and streamlined the Headquarters organizational structure from 140 to 40 organizational units. The restructuring was made in accordance with the IHS Tribal consultation policy and the resources gained through the reductions were reinvested into front-line health delivery positions, which increased by 12 percent. This achievement ought to be rewarded rather than ignored. Given the ongoing restructuring efforts at IHS, any further reductions would severely hamper the ability of the IHS to carry out its mission.

In order to fully explore the possible effects and potential advantages of any reorganization efforts put forth by the Administration, we feel it is appropriate that the President's Management Initiatives be delayed for a period of one year in order for the IHS Restructuring Initiative Workgroup to create feasible alternatives, which will be developed through a comprehensive tribal consultation process. Additionally, any savings derived from such restructuring should be exclusively reinvested in IHS mission-related activities.

#### **The Need for Homeland Security Funding in Indian Country**

The President's FY 2004 budget request for the Department of Health and Human Services (DHHS) reflects the priorities of the United States with regard to health and safety concerns relating to Homeland Security. It reflects the Administration's commitment to anticipating future threats to America's public health care, health infrastructure and human services systems. It is important to note that, along with the Department of Defense and Veteran's Affairs health systems, the Indian Health Service occupies a unique position within the Federal Government as a direct health care provider.

Therefore, we are requesting funding be added during FY 2004 to help the Indian Health Service and Tribal governments prepare for and respond to potential terrorist attacks, including increases for Data Systems Improvements and much needed funds to expand the capacity of tribal epidemiology centers.

**Conclusion**

On behalf of the National Indian Health Board, I would like to thank the committee for its consideration of our testimony and for your interest in the improvement of the health of American Indian and Alaska Native people. If we are ever to reduce the terrible disparities between the health of American Indians and Alaska Natives compared to other Americans, we need to properly fund the Indian Health Service and we urge the Senate to significantly increase the IHS funding level during this fiscal year. IHS and the Tribes are continuing to work diligently to develop health systems of sufficient quality and with levels of services that our people desperately need. We are deeply concerned about the Administration's proposed IHS budget and trust you will share our concern and we look forward to working with you on this budget.



## NATIONAL CONGRESS OF AMERICAN INDIANS

 NATIONAL CONGRESS OF AMERICAN INDIANS  
 TESTIMONY ON THE  
 PRESIDENT'S FY 2004 BUDGET REQUEST FOR INDIAN PROGRAMS

 Senate Committee on Indian Affairs  
 February 26, 2003

## EXECUTIVE COMMITTEE

 PRESIDENT  
**Tex C. Hall**  
*Mandan, Hidatsa, and Arikara  
 Nation*

## FIRST VICE-PRESIDENT

**Joe A. Garcia**  
*Chiricahua  
 Pueblo of San Juan*

## RECORDING SECRETARY

**Juana Majel**  
*Pauma-Yuima*

## TREASURER

**Alma Ransom**  
*St. Regis Mohawk Tribe*
REGIONAL VICE-  
PRESIDENTS

## ABERDEEN

**Harold Frazier**  
*Cheyenne River Sioux*

## ALBUQUERQUE

**John F. Gonzales**  
*San Ildefonso Pueblo*

## ANADARKO

**James M. Potter**  
*Prairie Band Potawatomi*

## BILLINGS

**Gert Small**  
*Northern Cheyenne Tribe*

## JUNEAU

**Mike Williams**  
*Yup'ik*

## MINNEAPOLIS

**Bob Chicks**  
*Stockbridge-Munsee Band of  
 Mohican Indians*

## MUSKOGEE

**Jefferson Keel**  
*Chickasaw Nation*

## NORTHEAST

**Kevin Seneca**  
*Seneca Nation*

## PHOENIX

**Evelyn B. Juan-Manuel**  
*Tahono O'odham Nation*

## PORTLAND

**Ernie Stevens**  
*Coeur d'Alene Tribe*

S

On behalf of the more than 250 member tribal nations of the National Congress of American Indians, we are pleased to present testimony on the President's fiscal year 2004 budget request for Indian programs.

On February 3, President Bush proposed a \$2.29 trillion budget for FY 2004 that included largely level funding for Indian programs, continuing the trend of consistent declines in federal per capita spending for Indians compared to per capita expenditures for the population at large. This trend demonstrates the abject failure of the federal government to commit the serious resources needed to fully honor its trust commitment to Indian tribes.

As you know, the federal trust responsibility represents the legal obligation made by the U.S. government to Indian tribes when our lands were ceded to the United States. This obligation is codified in numerous treaties, statutes, Presidential directives, judicial opinions, and international doctrines. It can be divided into three general areas - protection of Indian trust lands; protection of tribal self-governance; and provision of basic social, medical, and educational services for tribal members.

NCAI realizes Congress must make difficult budget choices this year. As elected officials, tribal leaders certainly understand the competing priorities that you must weigh over the coming months. However, the fact that the federal government has a solemn responsibility to address the serious needs facing Indian Country remains unchanged, whatever the economic climate. We at NCAI urge you to make a strong, across-the-

board commitment to meeting the federal trust obligation by fully funding those programs that are vital to the creation of vibrant Indian Nations. Such a commitment, coupled with continued efforts to strengthen tribal governments and to clarify the government-to-government relationship, truly will make a difference in helping us to create stable, diversified, and healthy economies in Indian Country.

Our testimony focuses on the key areas of concern surrounding the President's budget request. Of course, there are numerous other federal programs and initiatives that are important to American Indians and Alaska Natives. Attached is an agency-by-agency breakdown detailing key programs that benefit Indian Nations. NCAI urges Congress to support each of these programs at the highest possible funding level as the budget and appropriations process moves forward.

NCAI and tribes nationwide are concerned with the Office of Management and Budget's move toward a Program Assessment Rating Tool or "PART" methodology for rating the effectiveness of agencies, using the findings to make decisions regarding budgets and policy. There is a huge problem with this concept as it relates to funding for tribes—the federal government has a trust responsibility to *tribes*, plain and simple. It is a trust responsibility that derives from what tribes have already given up—vast amounts of land, the very foundation of this nation. The effectiveness of the Bureau of Indian Affairs, the Indian Health Service, or any agency providing services to tribes is not relevant to that responsibility.

The idea of cutting funding for programs that benefit tribes as a result of poor ratings for the managing agency is problematic. There is no logic in punishing the service population for the shortcomings of the serving agency, which in many cases is simply a middleman for delivering funding to tribes—funding and services which the federal government has effectively entered into a contract to provide to tribes in exchange for the lands they gave up. The federal government should *certainly* work to improve the effectiveness of the BIA and other agencies



serving tribes—but not by cutting critical funding for tribes. On the contrary, for decades it has been demonstrated that these programs are significantly hobbled by *underfunding*, and *increased* appropriations are key to any real improvements.

#### BUREAU OF INDIAN AFFAIRS/OFFICE OF SPECIAL TRUSTEE

The President has requested essentially level funding for the Department of Interior at \$10.7 billion. However, by pooling resources from other DOI programs, an additional \$168.5 million has been dedicated to trust management and related activities. To compensate for such increases, several programs are slated to lose funding. Other key areas of the BIA budget, such as tribal Priority Allocations and initiatives that support public safety, education, and economic development, remain deeply under-funded.

*Tribal Priority Allocations (TPA)*. TPA funding is the main source of tribal resources to provide governmental services at the local level for most tribes. Funding for this account supports on-going services at the local tribal level for such critical needs as housing, education, natural resource management and tribal government services. This account, key to tribal self-determination in identifying local priorities for resources, has been deeply underfunded for years. Unfortunately, the proposed FY04 budget requests only a \$5 million increase to this account. NCAI recommends a minimum increase of \$25 million in BIA TPA funding for inflationary adjustments.

A 2001 Congressional Research Service (CRS) Report on Indian-related federal spending trends for FY1975 – FY2000 states that increases in the combined BIA/Office of Special Trustee “current” dollars averaged \$46 million per year. But in “constant” dollars (adjusted for inflation), there has actually been a decline of approximately \$6 million per year. At a minimum, the requested amount will provide for a modest 3.5% inflation adjustment for existing tribal programs and services. We further recommend that TPA be revised and possibly re-named “tribal Family & Community Services” to better reflect the true nature and intent of these programs. We believe that this title will help to better identify the purpose

of this critical funding pool.

The Census Bureau's *Poverty in the United States* for 2000 showed that American Indians and Alaska Natives remain at the bottom of the economic ladder – with 25.9 percent of our population falling below the poverty line. This compares to an 11.9 percent poverty rate for all races combined. Simply put, tribal governments simply cannot continue to provide essential government services to our growing – and disproportionately poor – population without a substantial increase in our TPA funds.

Office of Special Trustee. As stated earlier, the budget request includes a significant initiative to increase funding for trust management within the BIA and the Office of Special Trustee. The Office of Special Trustee would receive a \$123 million increase – to \$275 million – which is partially offset by a \$63 million cut to the BIA Construction and an \$8 million cut to Indian Water and Claims Settlements. Of BIA Construction accounts, Education Construction will lose \$32 million—despite a terrible backlog of new school construction needs that everyone agrees must be taken care of promptly. Tribal leaders have repeatedly emphasized that funding needed to correct problems and inefficiencies in DOI trust management must not come from existing BIA programs or administrative monies. It is critical that the Department request additional funding from Congress to correct the internal problems they created through their administrative mistakes rather than depleting existing, insufficient BIA program dollars for these purposes.

We see further cause for concern in the unilateralism demonstrated by the Department of Interior in its sweeping reorganization of trust functions within the Bureau of Indian Affairs and the Administration's request for significant new resources for trust reform without a clear plan for accountability in place. Increased funding for the Office of Special Trustee has the potential to be money well spent—but it is an empty promise without clear accountability in place and a plan set forth to work with the impacted tribes and individuals whose accounts are at stake. Tribes have a wealth of experience in identifying what works and

what does not within BIA—we've been on the receiving end of the agency's functions and dysfunctions for years. We urge Congress to give the Administration incentive—or a *mandate* if need be—to work in close consultation with tribes on this issue as they fund their proposed reorganization, because while it may appear more cumbersome at the outset to consult with tribes who may not always agree, the results can not be effective if the full spectrum of tribal voices—the accountholders whose monies are at stake here—are not brought on as partners in approaching these critical reforms.

Contract Support Costs (CSC). Contract Support Cost (CSC) funds are the key to self-determination for tribes—these funds ensure that tribes have the resources that any contractor would require to successfully manage decentralized programs. An additional \$25 million is needed in BIA to fully fund CSC (excluding direct contract support costs). This shortfall continues to penalize tribes that elect to operate BIA and IHS programs under the self-determination policy. Additional CSC appropriations are needed to implement the self-determination and self-governance policy as supported by Congress. We urge the Subcommittee to fully fund CSC for tribes at a level equal to the rates at which other contractors are funded within the federal government.

For the past 12 years, the Self-Governance Communication and Education Project (SGCEP) has provided technical assistance and factual information about Self-Governance. There are now over 250 tribes implementing Self-Governance and the request for information regarding this initiative continues to increase. The SGCEP is vital to ensure that Self-Governance and its purposes are clearly understood and consistently developed by participating tribal governments, federal agency officials and non-participating tribes. Funding for this project has never been increased in its 12 years of existence, and is now inadequate to keep up with the volume of information requests. We respectfully request that this funding not only be restored to \$256,000, but increased by an additional \$100,000 to meet the real cost of providing these communication services. Further, funding must also be restored for the tribal Leaders Self-Governance Advisory Committee. This Committee provides advice and guidance to the

Assistant Secretary for Indian Affairs on key policy issues that impact Self-Governance tribes, and has proven to be an effective forum for tribal leaders to debate and discuss these issues.

Office of Indian Education Programs (OIEP). The proposed BIA budget fails to adequately address BIA school needs in two areas. The funding proposed for Administrative Cost Grants – the section of the budget designed to cover the costs of sound management of tribally operated schools – would not come close to addressing the drastic shortfalls faced in the account. Despite a small increase proposed in the FY 2004 request, this program is currently funded at less than 70 percent of the need identified and required by law—funding should be increased to address 100 percent of the agreed upon formula for this important account, period.

Student transportation for tribally operated schools is yet another area that continually receives inadequate funding. Internal OIEP documents calculate that FY 2003 funding for student transportation was over \$20 million short of what would be needed to provide tribally operated schools with funding equivalent to the national average six years ago. This account must be increased to meet the real costs of transporting students to class—anything less ensures that critical classroom dollars will be impacted.

#### **INDIAN HEALTH SERVICE**

The budget request includes \$3.6 billion for the Indian Health Service, a \$130 million increase over the current funding level, but a de facto decrease given the absorption requirements proposed under the President's request. Of this total, \$3.2 billion is proposed for Indian health services. For facilities, \$393 million is proposed – with construction for health care facilities slated to receive a decrease in funding.

The proposed IHS budget is not enough to maintain the current level of services and account for the cost of inflation. When measured in constant dollars, per capita spending for health care in the IHS service population is actually lower today than it was in 1977. Since 1993, IHS funding has dropped well below the

rate of inflation and has not even begun to address the 27 percent hike in the IHS service population that evolved in the 1990s. In fact, IHS funding for tribal members on a per capita basis is not even *one third* of the national per capita average for health care spending in the U.S. Until substantial funding increases are made for Indian health care, IHS is forced to operate less and less effectively with each passing year, making it nearly impossible to even hold ground on the gains that have been made in Indian health, much less to proactively take on the egregious health disparities that exist for American Indians and Alaska Natives—disparities which Senate Majority Leader Frist has identified as key priorities to address.

American Indian and Alaska Native women still go without prenatal care in the first trimester 2.6 times more often than Caucasian women in the U.S. American Indian and Alaska Native adults are three times more likely to acquire diabetes. The death rate for lung cancer among native people has increased by 28% and the suicide death rate has increased by 8%. Mental disorders continue to go undiagnosed and untreated. American Indians and Alaska Native still experience death rates significantly higher than the rest of the US population and the overall life expectancy for American Indians and Alaska Natives is still about 5 years less than that of the general U.S. population.<sup>1</sup>

American Indian and Alaska Natives have not experienced the same improvements in health disparities as other racial or ethnic groups. While important gains have been made in funding for diabetes prevention and treatment efforts, progress toward the goal of eliminating health disparities for American Indians and Alaska Natives will require coordinated, concerted efforts—and increases across the board in the IHS budget.

Once again for FY04, NCAI strongly urges Congress to consider the IHS Level-of-Need Funding Workgroup's recommendation. The Workgroup has identified an \$18 billion needs-based budget for the IHS, including a nonrecurring \$8.7 billion facilities request and \$10 billion to fully fund the health needs of American Indians and Alaska Natives.

---

<sup>1</sup> Department of Health and Human Services, Centers for Disease Control, *Trends in Racial and Ethnic-Specific Rates for the Health Status Indicators: United States, 1990-98*, January, 2002.

A ten-year phase-in of the \$18 billion needs-based budget can be achieved through several years of appropriations increases. If a first year increase of \$2.6 billion were appropriated (a 112 percent increase), the following years' increases would decline to 20 percent in year five and 10 percent in year ten. The first year increase would be substantially more to help offset the more than \$2 billion lost to inflation over the past eight years.

This type of major investment would account for the real revenue losses due to inflation and population growth, create long-term savings to taxpayers, and eliminate the vast health disparities that exist between American Indians and Alaska Natives and the general U.S. population.

Sanitation Construction. The proposed budget includes a badly needed \$19 million increase in funds for IHS sanitation facility construction, for a total request of \$114 million for FY04. This increase is sorely needed, and greatly appreciated. But is only a small first step toward addressing the actual need on the ground for improved water and sewer access—the estimated need for new and improved sanitation facilities in Indian Country is *\$1.8 billion*. The infrastructure that does exist in our communities is inadequate, and we ask you to preserve or increase this proposed level.

#### HEAD START

The proposed budget would shift Head Start programs from the Department of Health and Human Services to the Department of Education, and shift the majority of funding and decision making power to the states. Tribally operated Head Start programs are one of the most important ways we are protecting the future of our people—and yet, the budget proposal does not address what will happen to these critical programs if this shift is to take place. Tribes **MUST** be consulted before such sweeping reforms are implemented on a program so critical to their future, and it is absolutely essential that tribes maintain direct federal funding for tribal Head Start programs.

#### CHILD CARE

The Administration's FY 2004 budget proposal includes level funding for the Child Care and Development Block Grant (CCDBG). However, since 1996, the demand for child care has leaped dramatically. The National Indian Child Care Association reports that two hundred sixty-two tribes and tribal organizations, representing more than five hundred tribal governments, received approximately \$91 million in Child Care and Development Block Grant Funds in FY 2002. As Indian parents have sought to move from welfare to work, increased participation in job training programs, and pursued educational programs, child care funding and placements have proven inadequate to meet the need of Indian families. Increased CCDBG funding is critically needed.

#### **TEMPORARY ASSISTANCE FOR NEEDY FAMILIES (TANF)**

The Administration's 2004 budget request calls for maintaining Temporary Assistance for Needy Families (TANF) at the present funding level of \$16.89 billion. While these funds are necessary, they fall far short of meeting need. Currently, 38 tribal TANF programs serve 178 tribes in 15 states. By recommending level funding, the President's budget fails to take into consideration the economic repercussions of 9/11, pre-existing need, population growth, or inflation.

The budget crunches currently faced by States seriously affect tribal TANF. Because of the unique TANF funding formula for tribes, tribes must rely on the good will and budget surpluses of friendly state governments. In light of dwindling federal support to States and decreasing revenues collected by State governments, many States are adopting austere spending measures, leaving TANF funding in jeopardy.

The Administration's proposal also fails to provide basic infrastructure funding for tribes, a subsidy readily allotted to States. Tribes have struggled to put computer systems in place, train staff, and locate appropriate facilities for TANF offices without initial TANF grants. The importance of TANF start-up funding has been noted in several GAO studies and has proven to be the single largest barrier to the tribal adoption of TANF programs.

In short, tribal TANF funding is inadequate. Tribal governments should have adequate, flexible, stable funding for the development and support of tribal TANF programs.

#### **ELDER CARE**

NCAI supports the National Indian Council on Aging (NICOA) request that funding for Title VI of the Older Americans Act be increased from \$27.5 million to \$30 million. Funding to date for this program has never served the Title's mandate to provide services "comparable to those provided under Title III", which provides a wide range of social services to the elderly nationwide. In addition, Subtitle B of Title VII of the Act authorizes a program for entities serving Indian elders to assist in prioritizing issues relating to elder rights, but this authorization has never been funded. NICOA recommends a \$1 million demonstration grant program to increase awareness and treatment of elder abuse.

#### **LABOR**

Employment is a necessity for the economic well-being of virtually every Native American family. Yet only a handful of very small federal programs provide resources to tribes and other Native American organizations to foster a productive and effective American Indian and Alaska Native work force.

The largest program in place for this purpose is the Comprehensive Services program authorized by the Workforce Investment Act (WIA). This program currently serves an estimated 30,000 American Indian, Alaska Native and Native Hawaiian workers nationally, in both reservation and off-reservation areas. Funding for this program has remained stagnant over the last eight years, while costs have escalated sharply. To provide the same support for the program as its predecessor program enjoyed in 1984, funding would have to rise to over \$120 million -- far above the \$55 million proposed in the FY 2004 budget request. NCAI and the Indian and Native American Employment and Training Coalition urge the Committee to recommend an FY 2004 funding level of not



less than \$75 million for the WIA Comprehensive Services program. Additionally, we advocate the reauthorization of this program, which is set to expire at the end of FY 2003.

WIA also authorizes a Supplemental Youth Services program to serve Native youth between the ages of 14 and 21 living in reservation areas, Oklahoma, Alaska, and Hawaii. This program serves a valuable niche, targeting both in-school and out-of-school Native youth. Tens of thousands of working adults had their first experience in a workplace setting as a result of this and its predecessor programs. The President's FY 2004 budget removes all funding for this program, which would eliminate a valuable service for thousands of youth. As is the case with the other WIA programs, the Native American Supplemental Youth Services program is up for reauthorization in this session of the Congress. NCAI and the Indian and Native American Employment and Training Coalition urge the Committee to support the reauthorization of this program at a level of not less than \$25 million.

#### **PUBLIC SAFETY**

More than 200 police departments, ranging from tiny departments with only two officers to those with more than 200 officers, help to maintain public safety in Indian Country. According to a recent Justice Department study<sup>2</sup>, the typical Indian Country police department has no more than three and as few as one officer patrolling an area the size of Delaware.

The same DOJ study found that inadequate funding is "an important obstacle to good policing in Indian Country." Because the violent crime rate in Indian Country is more than double the national average, we should compare our police coverage with large urban areas with high violent crime rates. According to the Bureau of Justice Statistics, cities like Baltimore, Detroit, and Washington have police-to-citizen ratios of 3.9 to 6.6 officers per 1,000 residents. On the other hand, virtually no tribal police department has more than two officers per thousand residents.

---

<sup>2</sup> U.S. Department of Justice, Office of Justice Programs, National Institute of Justice, *Policing on American Indian Reservations*, September 2001.

Given that the Justice Department itself published a study that justifies the need to increase resources for Indian Country law enforcement, it is unfortunate that tribal law enforcement programs have either lost funding or at best retained level funding since FY 2002. The President's budget would cut \$5 million in tribal law enforcement personnel funds allocated by the COPS program. Tribal Jail Construction is slated to lose \$14 million, dwindling to a mere \$10 million.<sup>3</sup> We strongly oppose these cuts, and request an increase to the FY 2002 funding levels for Indian Country law enforcement programs.

#### **ENVIRONMENT**

The air we breathe, the water we drink, and the land on which we live are of the utmost importance to American Indian and Alaska Native culture and tradition. Tribal environmental program managers rightly perceive the Environmental Protection Agency's General Assistance Programs (GAP) as the primary federal mechanism available to protect our valuable land. GAP activities provide tribes with the resources needed to build capacity for EPA-delegated environmental programs. Although the Administration has requested a \$5 million increase for GAP grants, NCAI identifies need for an additional \$10 million in order for tribes to continue to develop their environmental management infrastructure capability.

#### **HOMELAND SECURITY**

The President has set the total budget of the Department of Homeland Security for FY 2004 at \$36.2 billion, an \$8 billion increase over FY 2003 levels. DHS programs and funding are directed to states, excluding tribal territories and leaving gaping vulnerabilities in our nation's homeland security. Tribal governments oversee many of the national features that DHS is designed to protect, from border security programs to critical infrastructure such as nuclear power plants and railroads. In order to employ a comprehensive homeland security strategy, tribes must be designated as recipients for DHS funding.

---

<sup>3</sup> The FY 2004 request transfers tribal Jail Construction responsibility from the Justice Department to the BIA, ultimately allocating \$10 million to this activity.

#### HOUSING

Rural Housing and Economic Development. We are disappointed to see that the Rural Housing and Economic Development program has been zeroed out in the proposed FY04 budget. As you know, tribal populations are overwhelmingly rural. This program is very useful to tribes, which have tapped into funds for critical economic programs that are the lifelines for their communities. The capacity-building aspect of the RHED program has provided tribes with vital resources to implement good-governance practices. We would like to see funding for the Rural Housing and Economic Development program restored to \$25 million.

Drug Elimination Program. This budget has, for the third year, left the Drug Elimination Program unfunded. These grants were critical for tribal police forces, which are facing an ever-increasing drug problem on their reservations. We urge you to restore funding to FY2001 levels of \$310 million.

#### TREASURY

Within the Treasury budget, the Community Development Financial Institutions (CDFI) fund's tribal program has served as a very helpful resource for tribes. We support continued funding of the CDFI.

#### COMMERCE

Office of Native American Business Development. As you know, NCAI has compiled an economic stimulus proposal for Indian country. In conjunction with this initiative, we see a great need for Indian economies to be part of the Department of Commerce's daily processes. The Economic Development Administration has taken interest in tribal communities, as the Census Bureau has, but tribal economies have not been prioritized by the Department as a whole. We ask that the Office of Native American Business Development—an office that was created **four** years ago—be filled immediately. This office must be created *within the office of the Secretary* in order to create a link between

tribes and the Department to provide a foundation for relationship-building in the future. We ask that you urge the Secretary of Commerce to fund and fill the Office of Native American Business Development as soon as possible.

Census Bureau. The Census bureau has consistently demonstrated a commitment to Indian tribes, and they recognize the importance of data to us as we govern our communities. We would like to see support for the Bureau maintained at last year's level of \$705 million, with explicit support for the American Community Survey, which not only provide timely information for you here in the federal government, but will give *our* governments the information we need to serve the changing needs of our citizens.

Economic Development Administration. The Economic Development Administration has created opportunities for tribes as well. Pursuant to NCAI resolution BIS-02-007, we ask that funding for the EDA be increased to \$500 million so that they can provide increased financial assistance to tribal economic development and planning projects.

Small Business Administration. The Office of Native American Affairs at SBA has been working well with Indian owned businesses, and has expanded the network of 8(a) certified businesses greatly. We would like to see support for creation of Native American Business Development Centers and expansion of tribal Business Information Centers within the SBA.

#### TRANSPORTATION

We have several specific suggestions for improvements to funding mechanisms for transportation programs within the BIA. First, we would like an addition to the budget that would hold the IRR program harmless from the obligation limitation. Particularly with this year's low gas tax receipts, the IRR program will be hit hard, losing up to \$40 million or more to this obligation. Our yearly appropriation is only \$275 million, and as a result the obligation limitation has a greater effect on the IRR program that it does on significantly larger state budgets. The level of need in Indian country is great, with a backlog of \$20 *billion* for construction and maintenance according to the BIA. With such a

glaring need, we request an offset of the obligation and limitation to allow tribes to continue critical upgrades and maintenance of their infrastructure.

We also request funds for tribes to implement planning activities. Without adequate planning, roads and bridges can't be built. However, most tribes do not receive enough funds to both plan and construct or maintain their transportation facilities. We request that \$14 million be allocated on top of IRR appropriations to give each tribe a minimum of \$25,000 for planning activities if their 2% planning allocation is below that level. This will allow even small tribes to plan and construct an adequate infrastructure.

#### **AGRICULTURE**

*American Indian Livestock Feed Program.* NCAI is very disappointed to see that President's Agriculture budget slashes all funding for the American Indian Livestock Feed Program. This elimination in funding comes at a critical time for Native ranchers, who have weathered five years of drought and the forced sale of Indian livestock. NCAI and the Intertribal Agricultural Council ask Congress to restore funding to this valuable program at a level of \$15 million in order to adequately address the current need of Indian livestock producers that utilize the 46 million acres of trust land.

*Extension Indian Reservation Program.* The Extension Indian Reservation Program (EIRP) has provided agriculture education and 4-H Youth programs on twenty-eight reservations. This program has met great success in accomplishing its goals, yet has retained static funding for the past three fiscal years. NCAI and the Intertribal Agricultural Council request that funding for this program increase from \$5 million to \$10 million in FY 2004, so that the proven benefits of this program can be extended to additional reservations.

#### **WATER DISTRIBUTION PROJECTS**

The Department of Interior budget for FY 2004 provides virtually no funding for the many water projects so vital to development in western states. Many western tribes are dependent on rural water distribution projects that bring

needed quality drinking water to outlying areas. Tribes along the Missouri lost more than 500,000 acres of lands along the river when dams were built in the 1950's for the purpose of flood relief, electricity generation, and managing downstream navigation needs, among other purposes. Tribal Nations whose homelands were flooded were promised good drinking water from the reservoir created, called Lake Sakakawea in honor of the guide for the Lewis and Clark Expedition whose bicentennial was honored in an event at Monticello earlier this year.

Yet, 200 years after that expedition, over 300 of our members are still hauling water to their homes. The promises of the water from the Missouri have not been realized. Now, 50 years after the dams were built, further delay is simply not acceptable. These are not "pork barrel" projects, they are essential to tribes' livelihood, well-being, and economic future. The projects include, among others, the Dakota Water Resources Act (DWRA), which benefits the four tribes in North Dakota, and the Mni Wiconi project in South Dakota, benefiting the Oglala Lakota Tribe. Projects for which the engineering studies have been done are ready for construction in North Dakota and should have at least \$50 million appropriated under the DWRA annually to fulfill the commitment made to tribes.

#### **CULTURAL PROTECTION**

Funds should be provided within the U.S. Army Corps of Engineers (USACE) operations and maintenance budget or in alternative funding pools within the Department of Interior's budget to make sure American Indian and Alaska Native cultural sites on federal lands are protected. This is particularly an issue for tribes along the Missouri river who have many cultural sites now on USACE lands that were taken for the construction of reservoirs. The Lewis and Clark Expedition Bicentennial will bring millions of new tourists to tribal lands in this region—yet almost no funds have been appropriated for protection of our sites along the Missouri or elsewhere along the Lewis and Clark Trail which stretches through more than a dozen states. We urge Congress to appropriate the funds needed for protection of such sites. An estimated \$77 million is needed to protect sites along the Missouri.

**CONCLUSION**

Thank you for this opportunity to present written testimony regarding the President's FY 2004 budget request for Indian programs. The National Congress of American Indians calls upon Congress to fulfill the federal government's fiduciary duty to American Indians and Alaska Native people. This responsibility should never be compromised or diminished because of any political agenda or budget cut scenario. Tribes throughout the nation relinquished their lands and in return received a trust obligation, and we ask that Congress to maintain this solemn obligation to Indian Country and continue to assist tribal governments as we build strong, diverse, and healthy nations for our people.

Russell Sossamon,  
Chairman

NATIONAL AMERICAN INDIAN HOUSING COUNCIL

Chairman Campbell, Vice Chairman Inouye, and other distinguished members of the Committee, on behalf of the Members of the National American Indian Housing Council and its Board of Directors, thank you for this opportunity to address you today on the President's proposed budget for fiscal year 2004.

**THE PRESIDENT'S BUDGET REQUEST:**

As Chairman of the National American Indian Housing Council and Executive Director of the Choctaw Nation Housing Authority, I admit I was disappointed with the President's budget proposal for Indian housing in fiscal year 2004 because it **once more did not include any increases for Indian housing in spite of the desperate need**. I am cognizant of the situation we are currently experiencing at the federal level with respect to a return to deficit spending and responsibilities for foreign affairs and homeland security. Unfortunately, that doesn't help tribal members suffering in inadequate housing feel better about their situation. With this budget, Tribes are now embarking on the **fourth straight year of flat-lined funding** for their main source of housing assistance: the Indian Housing Block Grant. Other funding sources that tribes typically use for housing have also either been **flat-lined or cut in this budget**.

The Congress and Administration have many valid reasons why domestic spending must be kept in check this year, but they must not be mistaken in thinking that maintaining the same level of funding for tribes from year to year is protecting them. **Even in times of budget surpluses Indian housing was under-funded**. Inflation has risen steadily over the past four years, the cost of construction continues to increase, and the Indian population is growing. The threat of funding cuts continues to intensify for all domestic programs, and we are happy to have avoided that situation so far, but we do not believe we should be so grateful as to just accept what we are granted in the face of a brutal reality in Indian Country.

Earlier this week a letter was sent to the President and to the Office of Management and Budget, as well as to this Committee and other Congressional offices. The letter was from the National American Indian Housing Council and **was signed by many of our members who have concerns with federal housing assistance for Tribes as spelled out in this budget**. Throughout this hearing and your continued examination of the President's budget, we hope you will keep these concerns in mind.

**FUNDING NEEDS FOR INDIAN HOUSING:**

**INDIAN HOUSING BLOCK GRANT**

This Committee has been invaluable in its assistance to the Tribes since the beginning of the Native American Housing Assistance and Self-Determination Act of 1996 (NAHASDA), passing difficult amendments packages and a reauthorization in the last three Congressional sessions which have improved the Act greatly. My message to you today is if there is not enough funding to put into the program much of that effort will remain unfulfilled.



NAIHC estimates that to meet the needs as presented to us now, not taking into account the rapid growth in the Indian population occurring, we need **at least \$1 billion per year in funding for the Indian Housing Block Grant**. The President has proposed \$646.6 million for fiscal year 2004. Although this is roughly the same amount that has been appropriated the last three years, it actually amounts to a cut, given inflation and increasing housing costs. The following table helps illustrate how funding for Indian housing has not kept pace with economic circumstances. Based strictly on inflation beginning with funding appropriated in FY 2001, the Indian Housing Block Grant should receive at least \$700 million in funding for FY 2004, an amount that would be a true flat-line of funding, not an increase.

	FY 2001	FY 2002	FY 2003	FY 2004 (proposed)
<b>IHBG Appropriations</b>	\$650	\$648.6	\$649	\$646.6
	<b>2000</b>	<b>2001</b>	<b>2002</b>	<b>2003</b>
<b>Rate of Inflation *</b>	3.4%	1.6%	2.4%	?
<b>Rate of Housing Inflation **</b>	4.3%	2.9%	2.4%	?
<b>Increased Cost of New Construction***</b>	5.0%	3.7%	5.7%	?

\* Yearly inflation according to the Department of Labor's consumer price index.

\*\* Yearly inflation of general housing costs according to the Department of Labor's consumer price index.

\*\*\* The National Association of Home Builders reports that the median cost of new homes has increased 34% over the last ten years. The increased cost over the past three years is shown.

Indian housing needs are many and varied. Basic infrastructure, low-rent housing, homeownership and housing counseling services are all crucial. The NAHASDA block grant allows tribes to determine their own needs and their own course of action. In this respect, NAHASDA is an excellent program and should be supported with adequate funding.

Indian housing is in more need of federal support than any other housing program in this country. The lack of significant private investment and the dire conditions faced in many communities mean that federal dollars make up a larger portion of the total housing resources than in other areas. This situation is improving as lenders and other groups discover the untapped potential of Indian Country, but enough barriers to private financing still exist to keep the federal government as the source of most assistance.

We believe \$1 billion a year for the IHBG would go far in improving housing conditions in Indian Country. It will not solve the Native housing crisis, but it would much better reflect the current need of at least 200,000 housing units in Indian Country. At the very least we would like to see \$700 million appropriated in FY 2004.

#### **COMMUNITY DEVELOPMENT BLOCK GRANT**

The Community Development Block Grant (CDBG) program is a crucial tool for the development of infrastructure and economic opportunities. The Indian set-aside under the program has been 1.5% of the total appropriation for several years. NAIHC believes that both to develop effective housing strategies and for the economic development needed to support homeownership and job creation, **this amount should be expanded to**

**at least 3% of the total, or approximately \$150 million.** Clearly, we must invest in infrastructure and job creation now if tribes are going to be successful in the long term. This money can do exactly that and eventually lead to stronger on-reservation economies.

#### **RURAL HOUSING AND ECONOMIC DEVELOPMENT PROGRAM**

We are disappointed to see that the Rural Housing and Economic Development program was again left out of the President's budget, even though it provides needed capacity assistance to rural, local and state organizations, including tribes. The RHED program provides capacity building assistance, funds for innovative activities, and seed support for new programs. Grants have supported micro-enterprise development, affordable housing construction, small business incubators, and staff development and computer software. In the first year alone, 749 organizations applied for funding, and only 91 grants could be awarded. The good news is that tribes generally receive about half of the grants awarded. There is a real need for this type of flexible funding. According to the National Rural Housing Coalition, this program has had numerous accomplishments since its implementation. Over the last two fiscal years, 3,943 jobs have been created and 8,253 individuals have been trained. In addition, 2,243 housing units have been constructed and 3,732 units rehabilitated. Last year, Congress restored funding for this important program, which was left out of the FY 2003 budget. **We ask you to support continued funding at the \$25 million level.**

#### **BIA HOUSING IMPROVEMENT PROGRAM**

The Housing Improvement Program (HIP) at the Bureau of Indian Affairs was the original housing program for tribes at BIA before the beginning of HUD assistance. Even after implementation of the NAHASDA block grant, however, the BIA HIP program continues to play an important role in tribal housing. Much of the housing stock in Indian Country is either aging or was cheaply built in the first place. Rehabilitation is therefore one of the most desperately needed services. Funding for HIP has hovered around \$20 million a year for several years. **Tribes would be well-served to see this fund increased to at least \$35 million a year to supplement other housing efforts.**

#### **WATER AND SEWER INFRASTRUCTURE**

Since 1982 the House report of the Interior appropriations bill has contained language precluding tribes from using Indian Health Service Sanitation Facilities Construction funds to service HUD-funded homes. This language no longer makes sense following the institution of NAHASDA in a new era of combined and leveraged funding. If a home contains even \$1 in HUD funds, it becomes a low priority for service by the Indian Health Service and only the pro-rated share of the home that is not HUD funded may be paid for by IHS, if the house is serviced at all. What this prohibition is doing is causing complicated accounting and engineering situations for tribes that are totally unnecessary. The Indian Health Service, through the Interior appropriations committees, feels HUD should fund its own infrastructure out of NAHASDA. If NAHASDA were funded at a level that could both build houses *and* infrastructure that might be a valid argument, but tribes are now having to choose whether to build houses *or* infrastructure with their NAHASDA funds because both are so expensive. Still, an increase in IHBG funding would solve only part of the problem. Tribes would still have to allocate their resources and account for the percentage of non-HUD homes in each project to accommodate this

Interior prohibition. It is true that this will cause an increase in requests for Indian Health Service funding, but the assistance is still going to the same recipient - the Tribe - so why put up road blocks to that assistance? It only makes sense that the tribe itself choose how best to combine funds that will work for each situation.

We support the removal of this prohibitive language, but that is only the technical aspect. The real need is to increase funding to begin to address the severe shortage of water and sewer infrastructure for Tribes. Census statistics from 1995 tell us that 20% of tribal households are without complete plumbing. NAIHC is conducting a research project on infrastructure that will be completed later this year and will give us even more precise information on the extent of this problem.

We are therefore very pleased that the President, with the assistance of Health and Human Services Secretary Tommy Thompson, recognized the desperate need for improved water and sewer infrastructure in Indian Country by requesting a \$20 million increase for Sanitation Facilities Construction in FY 2004. We applaud this effort as a step in the right direction, but believe the Interior bill's prohibitive language should also be removed to help break down barriers for developing decent, sanitary tribal homes.

**I would urge this Committee to explore this issue to investigate all sources of infrastructure funding for tribes and determine what the best policy is.**

Unfortunately Tribes seem to be caught up in an agency turf battle, when what is needed is interagency cooperation.

#### **PERFORMANCE CONCERNS AND PERFORMANCE-BASED BUDGETING:**

We understand that there is a desire within the Administration to fund domestic programs based on performance in an effort to allocate limited budget dollars where they will be used the best and are needed most. This is an admirable aspiration, but performance measurements must be fair and thorough in order to be used in national policy and budget decisions. We are currently hearing allegations that 45% percent of Indian housing funds appropriated since the beginning of NAHASDA remain unspent, irrespective of whether they are obligated or not - the implication being that there is no Indian housing need and funding cuts could be justified. Tribes have been presented no data to support this allegation and certainly refute the implication.

**We are asking today for the Committee to support us in calling on HUD to do a complete and accurate accounting of Indian Housing Block Grant funds.**

Information is being collected yearly in Indian Housing Plans and Annual Performance Reports, but a compilation of these figures has never been released, if a compilation has ever been done.

There are many factors not being taken into account in the government's assessment which affect this situation greatly. First of all, much of the unspent money is likely already obligated. Under NAHASDA, tribes must spend funds within 72 hours of drawing them down, so funds remain in the Treasury until the moment they are needed.

Furthermore, Tribes are allowed 24 months to obligate their funds under NAHASDA, allowing them to do careful planning. Second, Tribes' block grant allocations are often not available until many months after they are appropriated due to delay at HUD. For these reasons it is likely that nearly all unspent funding at the Treasury is from the last two grant years, which is within the parameters of the program. If not, we would like to know which tribes are having trouble spending funding so they can be assisted. NAIHC and HUD both receive federal funding to provide technical assistance and training to tribes for housing and could help tribes with low spend-out rates if they are identified.

#### **TECHNICAL ASSISTANCE:**

The President has proposed reducing technical assistance funding for the National American Indian Housing Council from a total of \$4.6 million in FY 2003 to \$2.2 million in FY 2004 by eliminating the \$2.2 million IHBG set-aside and reducing the Community Development Block Grant set-aside from \$2.4 million in FY 2003 to \$2.2 million in FY 2004. At the same time, the budget proposes to increase the IHBG set-aside for HUD's Working Capital Fund for Information Technology by \$2.1 million.

The IHBG is not an easy program to administer if you have no experience with it. For tribes with extremely limited funds and/or limited experience it can be daunting trying to access and effectively use the IHBG and other federal housing funds. For many years NAIHC has received HUD funding to provide technical assistance and training to all tribes, not just NAIHC members. Originally only a CDBG set-aside, the additional set-aside from the IHBG was added in FY 2000 since it appeared HUD's technical assistance money was being used mostly to augment insufficient allocation for salaries, expenses, and payments to consultants, while money for NAIHC is used exclusively for capacity building on the tribal level. In particular, small tribes across the country are in desperate need of on-site support and training. HUD is simply unable to address this need when their true job is to administer and do oversight for the program. Furthermore, often HUD will release guidance and notices for which they are unable to provide implementation assistance. This is where NAIHC steps in. We provided on-site technical assistance to over 150 tribes in 2002 alone, with approximately 1,300 people attending training courses held throughout the country, not to mention all the emails and phone calls that were made.

Despite all this good work, NAIHC's funding was cut in half in the President's budget. Does it make sense to threaten a reduction in funding based on capacity issues, but then cut the funding to help improve capacity? Tribal capacity will improve only when there is training and other assistance provided. To make this block grant program work efficiently, recipients must have access to assistance. **We are requesting full funding of \$4.8 million in FY 2004 for NAIHC technical assistance, which would ideally all come from CDBG so as not to compete with tribal housing allocations in the IHBG.**

**CONCLUSION:**

Mr. Chairman, we hope that you will be able to take action on two items concerning this budget, as I mentioned earlier. We would like to see some accountability at HUD for Indian housing funding, which could fit into a hearing generally on Indian funding and current barriers. We would also like to see the infrastructure issue investigated further. At the end of this testimony I have attached fact sheets for you to further illustrate the housing problems in Indian Country.

In closing, we understand there are always going to be prevailing issues that will tend to overshadow tribal needs in the budget, but we urge you to not forget the desperate situation Native Americans are enduring day after day. Consistent growth in the housing industry has been one of the brightest spots in our lagging economy. Don't allow Tribes to be left behind just when they are making headway in building sustainable tribal communities.

I would again like to thank all the members of this subcommittee, in particular Chairman Campbell and Vice Chairman Inouye, for their continuing support for the Tribes and for Indian housing programs. NAIHC looks forward to working with each of you in this session of Congress and I am happy to answer any questions you may have.

---

*The National American Indian Housing Council is a 501(c)(3) organization representing tribes and tribal housing organizations nationwide. It operates a national technical assistance and training program as well as the Native American Housing Resource Center in Washington, DC through an appropriation from the Congress administered by HUD. NAIHC's offices are at 900 Second Street, NE, Suite 305, Washington, DC 20002; phone: (202) 789-1754, fax: (202) 789-1758; <http://naihc.indian.com>.*

**Statement of Gary L. Edwards**  
**Chief Executive Officer for the**  
**National Native Law Enforcement Association**

**Before the**

**United States Senate Committee on Indian Affairs**

**February 26, 2003**

**Hearing on the President's FY 2004 Budget for Indian Programs**

Mr. Chairman, Mr. Vice-Chairman and members of the Committee, my name is Gary L. Edwards. I am the Chief Executive Officer of the National Native American Law Enforcement Association (NNALEA). I also serve as the Vice-Chairman, of the Native American National Advisory Committee for Boys and Girls Clubs of America and I am a National Advisory Committee member for the Helen Keller Worldwide, ChildSight program.

My testimony today will focus on three categories of Indian programs. The program categories are: Native American Youth programs; Native American Law Enforcement Training programs; and Indian Country Homeland Security Training programs.

Native American Youth Programs

To date, the Boys and Girls Clubs of America (BGCA) have opened 140 clubs in Indian Country. These 140 clubs provide a positive place for our Native American youth, serving over 60,000 Native American youth on tribal lands across the country.

In January of this year, the BGCA hosted the "2003 Summit for Clubs Serving Youth in Native America." The Summit, entitled "Expanding the Circle: Continuing the Legacy for Our Children," infused those in attendance with the hope of opening 200 clubs in Indian country by the year 2005, and imbedded within their hearts and minds the urgency to sustain existing clubs.

The senior leadership of the BGCA, such as Robbie Callaway, and their many partners are dedicated to sustaining each Boys and Girls Club in Indian Country. Partnerships, like the one described below, help to support and strengthen the Indian Country Boys and Girls Clubs and at the same time produce reciprocal benefits.

The National Native American Law Enforcement Association has developed partnerships with the following organizations:

- Boys and Girls Clubs of America;
- United States Secret Service;
- Department of Justice – Office of Community Oriented Policing
- Bureau of Indian Affairs – Office of Law Enforcement Services; and
- Bureau of Alcohol, Tobacco, Firearms and Explosives.

These partners are collaborating in the development of a pilot program to address the growing problem of youth gangs on tribal lands. Six Indian Country Boys and Girls Clubs comprise the pilot group for the ATF-sponsored “Gang Resistance, Education, and Training” (GREAT) program. Preliminary reports on the pilot program indicate promising results. The GREAT program also brings Indian Country law enforcement officers into the clubs, to work hand in hand with the children. By bringing tribal law enforcement officers into the clubs and interacting with the club members, we have created an entirely different and accepting relationship between the officers and the community. Our Native youth see the officers in a positive light rather than the traditional adversarial role. They see the officers as part of the community and a solution to some of the daily obstacles they face, as well as a role model for what they can become. The GREAT program in Native American Clubs should continue, and be expanded to more Boys and Girls Clubs throughout Indian Country.

The Helen Keller Worldwide, ChildSight Program will be introduced to Indian Country youth this spring as a direct result of the assistance and support of many of the partners previously mentioned. Over the next three years, the ChildSight program will administer approximately 32,000 free eye exams and issue free designer eyeglasses to children in need. The ChildSight program has earmarked 60% of those eye examinations and eyeglasses for Indian Country youth. The ChildSight program is designed to be a sustainable vision health care program in the communities it serves. The first ChildSight program in Indian Country is scheduled for April of 2003, to be held at Laguna Pueblo, New Mexico. If additional funding becomes available, this program can be further expanded.

With the support of the Congress and the White House, additional partnerships and programs to serve America’s youth can be developed that can produce significant dividends for our children and our communities.

#### Native American Law Enforcement Training Programs

The National Native American Law Enforcement Association has provided national training for Indian Country law enforcement professionals for the last ten years. In October of 2002, over 400 participants attended the NNALEA “Native American Law Enforcement Training Conference” and the NNALEA “Tribal Lands Homeland Security Summit” in Reno, Nevada. The Conference and Summit brought federal, state, local, and Tribal law enforcement personnel together with private sector business representatives, community leaders and national officials. The dynamics of the group produced quality training, collaboration on missions, projects, and objectives, and built partnerships that will last well beyond the events of the week. These training events

produced a better understanding and cooperative spirit throughout Indian Country and the Nation.

Building upon this successful model, NNALEA is currently in the planning stages of developing a national "Academic Center for Excellence in Tribal Law Enforcement Training." Realizing the need for a comprehensive approach to education and training in Indian Country Law Enforcement, NNALEA is pursuing partnerships with a number of organizations and academic institutions, including East Central University of Oklahoma, Fort Lewis (CO) College, Western Oregon University, Excelsior College of New York, the Federal Law Enforcement Training Center (FLETC), COPS Office Regional Community Policing Institutes in Washington State, Oregon and Oklahoma, various Tribal Colleges and Universities, most Federal law enforcement agencies, various state law enforcement agencies, select Native American law enforcement training centers, Boys and Girls Clubs of America on Tribal Lands, and other educational and training groups.

NNALEA is exploring the development of an uniquely Native American approach to law enforcement training, called "Wearers of the Shirt". The "Wearers of the Shirt" concept of Tribal law enforcement comes from the historical Native American tradition of keeping Tribal order through guidance from the leaders and elders of Tribal lands. This proposal will require a study of current Indian Country law enforcement training curriculums as well as Tribal law enforcement standards, practices and applicant selection. Elders and Tribal leaders will be brought together to serve on an advisory board that will traditionally shape the "Wearers of the Shirt" law enforcement training concept and program. Special emphases will be placed on determining the causes for the high rate of Native American law enforcement officers leaving current Indian Country law enforcement training programs, prior to graduation. The positives we learn from these studies coupled with the advice of our Tribal leaders and elders will be incorporated into the NNALEA "Wearers of the Shirt" Law Enforcement Training strategy, methodology and curriculum.

NNALEA training will be performed through national conferences, regional training sessions and e-learning techniques. Currently, NNALEA is piloting an e-learning program consisting of over 700 courses available through the FLETC Distributed Learning Program (DLP), now a part of the Department of Homeland Security. This pilot program is offered to all Indian Country law enforcement officers. NNALEA will approach the Boys and Girls Clubs of America and the Citizen Corp to explore offering this program to first responders, Native American youth and other members of Tribal communities.

The NNALEA Executive Board and our members are very excited about the opportunity to develop a distance learning program specifically for Native American Law Enforcement Officers and tribal communities. NNALEA is exploring ways to offer opportunities to obtain certifications, diplomas, university credits and degrees, specialized training and remedial courses through the FLETC - DLP program and its partners. The possibilities are as vast as one can dream. The potential of this e-learning program can be better understood by considering the following information provided by the FLETC/DLP staff:

- Implementation of the NNALEA/FLETC Distributed Learning Program in the Tribal Nations law enforcement and first responder training programs will provide a high level



of consistency in the training provided to Federal, Tribal, state, local and rural community representatives. The cognitive skills training provided through the FLETC/DLP will provide a foundation for coordination and collaboration throughout these communities for more effective planning, response, and recovery for incidents, as well as day to day operations.

- The FLETC/DLP is much more than a secure, encrypted, e-learning site. It provides alternate communications, collaboration, and library functions such as research and information. It also serves as a repository for standard operating procedures, checklists and briefing guides. As a collaborative engine, the FLETC/DLP provides an environment that allows geographically-dispersed individuals to work together either in "real time" or by coordinating via threaded discussions and documentation reviews. There is also a synchronous capability that allows live training sessions to occur over the Internet. These sessions are recorded and can be "played back" for personnel unavailable to participate in the live training.
- The FLETC/DLP provides competency models that can be modified for specific communities. This allows individuals to ensure they understand the skills that are required to meet their job requirements and links them to training that will provide specific training for those skills.
- Customized training is being added to the site at a rate in excess of 100 hours/yr. This training is based on the priorities determined by FLETC working with the entire subscriber community.
- The FLETC/DLP can be made available to the entire Tribal Nations community to help ensure a higher potential for success based on the curriculum support for personal and professional growth in virtually all fields of endeavor.
- Cost of the system is \$150 per subscriber per year and provides unlimited access to all capabilities and curriculum at the site. Each subscriber has his/her own "transcript" and can print out FLETC certificates of training completion.
- To equip 200 Boys and Girls Clubs with the necessary hardware and software to support a computer laboratory with broadband Internet access would cost approximately \$1.5 million for hardware, printers, maintenance and software. Internet access for broadband at current rates will cost approximately \$240,000 annually. For this modest amount, virtually the entire Tribal Nations community would have access to the FLETC/DLP and all of its capabilities and support structure.
- FLETC currently provides residential law enforcement training to the Tribal Nations in Artesia, New Mexico.

This opportunity takes Indian Country Law Enforcement through another threshold. A threshold of promise, enlightenment, and the hope of true parity in law enforcement training and education, equivalent to that of any other law enforcement training and education in America. This dream

can only be realized through sincerity of purpose, hard work, faith, and adequate, sustainable funding. NNALEA is pursuing this dream for Indian Country law enforcement and the Nation.

### Homeland Security

Mr. Chairman and Senator Inouye, I believe our nation, as well as Indian Country, must have a three-part approach to homeland security. We must *live* in the reality of today, define our *vision* of homeland security for tomorrow, and *act* to make that vision the reality of the future.

#### *Live in the reality of today*

*Primary Vulnerabilities on Tribal Lands.* The primary vulnerabilities on Tribal lands are: (1) Border and port security on Tribal lands; (2) Critical infrastructure on Tribal lands; (3) Non-Integrated Law Enforcement; and (4) Minimal emergency response, and medical capacity planning and implementation.

There are many important potential terrorist targets in Indian Country. These include dam, pipelines, transportation and energy infrastructures, manufacturing and processing industries, agricultural, government, cultural and informational targets. Damage to these resources will have impacts beyond the borders of Indian Country. For example, destruction of a dam could inundate cities, such as Phoenix, which maybe far removed from the site of destruction. Since terrorists attack "soft" targets, hardening targets outside Indian Country would increase the likelihood of attacks there.

The primary reason these vulnerabilities exist, is because Tribal communities cannot address the vulnerabilities due to lack of resources. The lack of resources is a direct result of inadequate funding. Inadequate funding has created a lack of law enforcement and first responder personnel, given rise to insufficient training of existing human capital, and greatly reduced technical assistance and resources. The byproducts of inadequate funding lead to inefficiency, complacency and personnel burnout. Inadequate funding is the major roadblock to the elimination of vulnerabilities on Tribal lands.

Further complicating the matter is crime on Indian Reservations and jurisdictional issues that frustrate Tribal courts and the justice system. The International Association of Chiefs of Police (IACP) has called for law enforcement reform in Indian Country in its 2001 summit report entitled, *Improving Safety In Indian Country: Recommendations From the IACP 2001 Summit*.

*Crime on Indian Reservations.* According to the Department of Justice, Native Americans are subject to more violent crime than any other U.S. minority group. They are victims of violence at a per capita rate of 124 incidents per 1,000 population. This rate of victimization is well above that of any other racial or ethnic group and 2.4 times the national average.<sup>1</sup> An Indian child between the ages of 12 and 17 is 1.5 times as likely to be a victim of violence as the average American child, and young adults ages 18-24 are 2.32 times as likely to be victims of violence as their non-Indian peers.

Dealing with crime and providing public safety services are 2,303 full time Indian police officers

divided among the 171 Indian law enforcement agencies. This corresponds to 2.3 full-time officers per 1,000 population, which is 11% lower than the national average.<sup>ii</sup> However, this statistic underestimates the magnitude of the enforcement needs of Indian Country. I say this for two reasons: First, the true population served by Indian police agencies is larger than the Indian population alone. Many agencies serve non-Indian residents and others using roads, stores, casinos, and other public places on tribal land. These services are not captured in statistics which are based solely on the number of Indian residents. The second is the rural nature of many reservations and the correspondingly large area Indian police must cover. The Department of Justice has estimated that 4,290 sworn officers were needed to provide basic public safety in Indian Country, yet at the time there were only 1,600 such officers. Today there are 2,303 full-time sworn officers, about 54% of the full-time sworn officers needed to provide basic public safety in Indian Country. Although the Community-Oriented Policing Services (COPS) Office of the Department of Justice has been a key to this improvement, it is clear the need for basic policing services is still unmet.

Conferees at the NNALEA 2002 Tribal Lands Homeland Security Summit agreed that tribes possess minimum resources to address current law enforcement challenges and homeland security needs. Indian governments are in need of significant outside assistance if tribal lands are to have adequate law enforcement personnel and resources and the ability to adequately protect borders and critical infrastructure on Tribal lands. There was considerable concern among the Summit attendees that tribal targets that appear to be "soft" to terrorist groups may be at high risk. Summit participants also acknowledged that the homeland security funding needs in Indian Country likely will be higher than other communities because of economic conditions on reservation and trust lands. Traditionally, Tribal law enforcement and first responder manpower, equipment and training lag well behind most other American communities. Participants believe that tribes should receive base funding to achieve parity with non-Indian communities law enforcement and first responder capabilities, plus additional funding for specific high-priority protection, and for response and recovery projects. They felt that funding on a per capita basis will not match outlay to measurable security improvement. Further, that funding should be earmarked to bring every community in America to a national minimum standard of law enforcement and first responder manpower, equipment and training.

Define our *Vision* for homeland security for tomorrow

The President's Strategy for Homeland Security is a national and not just a federal strategy. For it to work, our entire society must stand together to overcome a new and very complex challenge. Homeland security is a shared responsibility. Therefore, Indian Country is a critical component to the national homeland defense. The President has identified three strategic objectives in his Homeland Security Strategy:

- I. Prevent terrorist attacks within the United States.
- II. Reduce America's vulnerability to terrorism.
- III. Minimize the damage and recover from attacks that do occur.<sup>iii</sup>

To attain those three objectives, Americans were asked to concentrate on six critical mission areas:

1. Intelligence and Warning
2. Domestic Counterterrorism
3. Border and Transportation security
4. Protecting critical infrastructure
5. Defending against catastrophic terrorism
6. Emergency preparedness and response

Accomplishing these missions at an affordable cost will take time and require all levels of government -- federal, Tribal, state and local -- as well as private industry and individual Americans to work together as we have not had to do since World War II. This war against terrorism, at home, will also be very different from World War II. During the NNALEA "Tribal Lands Homeland Security Summit," Mr. Thomas B. Heffelfinger, U.S. Attorney for the District of Minnesota and Chairman of the Attorney General's Advisory Committee's Subcommittee on Native American Issues, put it most succinctly saying that, "{T}his will be America's first war fought as much by law enforcement and first responders, as by the military."

There are some concepts that should drive our vision of the future, such as:

- Homeland Security must be a locally-organized grass-roots developed effort that requires people providing the security to know what they are protecting, know what they are protecting it against, and know the local territory.
- Dual-use equipment and services (those that will improve the daily health and safety issues within Indian Country) should be funded as a priority over single-use items and services.
- Duplicative services should not be funded, but complementary services should be. Every proposal for funding should include the criteria that will be used to determine whether that program has met its objective or not. Programs that have failed or have been completed should no longer be funded. Future funding should be directed to other priority programs.
- Encourage adjacent jurisdictions to partner with their Indian Country neighbors to reduce costs and gain the advantage of mutually supporting assets.
- Encourage homeland security planners to think "outside the box" to prepare America for the next terrorist attack, not the last one.
- Teach chemical, biological, radiological operations and decontamination procedures at the local level. Be prepared to respond to denial of service attacks as well as chemical, biological and radiological weapons of mass destruction attacks.

Act to make that vision the reality of the future

During the 2002 NNALEA National Law Enforcement Training Conference and Tribal Lands

Homeland Security Summit, more than 400 representatives of the United States Congress, the National Congress of American Indians, Indian tribal governments, federal agencies, state governments and private industry came together with one accord, to prepare this Nation and Tribal Lands to fight crime and to build a seamless defense in the war against terrorism in America. The conference focused on core law enforcement training for community policing, with special emphasis on partnership building. The Summit focused on bringing a wide variety of interested parties together to define the nature of the homeland security threat in Indian Country and to discuss the level of preparedness to meet that threat. In addition, NNALEA promoted cooperation among all interested parties to help develop an efficient and cost-effective approach for ensuring that tribal lands are fully integrated within the national system of homeland security being developed by the new Department of Homeland Security. The Summit, meeting all its goals, provided a clear picture of the challenges facing Indian Country.

The fifty million acres of land in Indian Country are replete with military, energy, water and other facilities that significantly affect the American economy and Americans living outside the reservations. Potential targets that lie within Indian Country include dams, oil fields, oil and gas pipelines, coal slurry lines, communication towers, casinos, other tourist attractions, power generation stations and transmissions, railroads, ports and international borders.<sup>iv</sup> These critical infrastructures on Tribal lands, if compromised by terrorists, will produce a devastating impact that will reach far beyond the reservations and trust lands, tearing into the heart of America. We act to prevent this from happening.

In order to provide the kind of seamless homeland security that the President and Congress envision and that the American public deserves, several federal laws, regulations and procedures dealing with Indian Country jurisdictional issues must be clarified. On July 11, 2002, Mr. Thomas Heffelfinger urged jurisdiction reform and simplification, on behalf of the U.S. Attorneys in testimony before this Committee. NNALEA agrees with and supports and the United States Attorney's position, as presented. Further, Indian Country law enforcement officers and departments must receive additional specific funding for pay issues, equipment, training, and technical assistance to ensure parity with other law enforcement officers and departments throughout the United States.

The partnering of federal, state and locally adjacent jurisdictions, with Tribal governments and Tribal law enforcement in written memoranda of agreements, will be critical to the success of homeland security efforts. The Nation cannot afford to harden all potential targets or build unnecessarily redundant response capabilities. Cooperation is essential.

#### Other Conclusions and Recommendations

NNALEA makes the following conclusions and recommendations based upon its research and the information obtained from the participants at the 2002 NNALEA Tribal Lands Homeland Security Summit. The ability of Tribal governments to prepare Tribal lands to fit seamlessly into the fabric of the "National Homeland Security Strategy" may greatly depend upon the following recommendations:

*For the Department of Homeland Security*

- Establish a Coordination Unit within the Department to provide a single point of contact for the Indian Nations. We envision this unit being the conduit for providing the Indian's share of homeland security funding directly to the Nations involved, thereby recognizing Indian rights of sovereignty and self-determination.
- Develop a comprehensive list of targets within the Indian Nations as well as the rest of the country.
- Apportion homeland security funds based on the cost of reducing specific priority vulnerabilities, not on population or other non-related criteria.
- Develop a homeland security emergency communications system and frequency that all levels of government - federal, tribal, state, and local - have access to and which provides two-way communication of terrorist alerts, notification of natural and manmade disasters, and relevant operational intelligence.
- Encourage state and local jurisdictions to enter into mutual support agreements with Indian nations, to share complimentary resources in times of crises.
- Encourage state and local government to establish cross deputation agreements that provide certified Indian police officers equivalent status as all other police departments.

*For the Department of Justice*

- Develop legislative language that clarifies the right of Indian Nations to arrest, detain, and prosecute non-Native Americans committing crimes on reservations and trust areas.
- Suggest uniform national standards for law enforcement officer training and certification.
- Actively encourage states to enter in cross deputation agreements to facilitate the mutual sharing and support of peace officers, particularly in times of crises.

Mr. Chairman, you said it best, "Native people are Americans -- and want to stand shoulder-to-shoulder with the rest of their countrymen in defending America lives and homelands from the threats now before us." NNALEA will take its place to provide training, technical assistance, and innovative ways for Native American law enforcement to *lead by service* to our communities and the United States of America.

A NNALEA publication will be forthcoming that will summarize the 2002 NNALEA Tribal Lands Homeland Security Summit. Thank you for opportunity to address this Committee. That concludes my prepared testimony, and I will be pleased to answer any questions that the

Committee may have.

**End Notes**

<sup>1</sup> Lawrence A. Greenfeld and Steven K. Smith, *American Indians and Crime*, Department of Justice, Office of Justice Programs, Bureau of Justice Statistics, Report NCJ 173386, February 1999.

<sup>2</sup> Matthew J. Hickman, *Tribal Law Enforcement, 2000*, Department of Justice, Office of Justice Programs, Bureau of Justice Statistics, Report NCJ 197936, January 2003, and NNALEA analytical calculations from these data.

<sup>3</sup> Office of Homeland Security, *National Strategy for Homeland Security*, Executive Office of the President, Washington, DC, Jul 2002.

<sup>4</sup> These data were provided by NNALEA member Dr. Martin Topper from a publicly available Environmental Protection Agency data base.



**STATEMENT  
OF THE  
AMERICAN INDIAN HIGHER EDUCATION CONSORTIUM  
MR. RON MCNEIL, PRESIDENT  
SITTING BULL COLLEGE -- FORT YATES, NORTH DAKOTA**

**HEARING ON THE PRESIDENT'S FISCAL YEAR 2004 BUDGET REQUEST  
SENATE COMMITTEE ON INDIAN AFFAIRS  
485 RUSSELL SENATE OFFICE BUILDING  
FEBRUARY 26, 2003**

Chairman Campbell, Vice Chairman Inouye, and distinguished members of the Committee, on behalf of this nation's 34 Tribal Colleges and Universities (TCUs), which comprise the American Indian Higher Education Consortium (AIHEC), I thank you for extending us the opportunity to testify today on the President's fiscal year 2004 budget request. I am honored to be here.

My name is Ron McNeil. I am Hunkpapa Lakota from the land known as the Standing Rock Reservation -- two million acres of farming and ranch country straddling the borders of North and South Dakota. For nine of the past 11 years, I have served as president of my tribe's college -- my alma mater -- Sitting Bull College.

Sitting Bull College is one of the first and oldest tribal institutions of higher education. My tribal leaders founded the college in 1973 for a simple reason: the near complete failure of the higher education system in the United States to meet the needs -- or even include -- American Indians.

Over the past 30 years, the idea of tribal institutions of higher education has spread throughout Indian Country like thistles growing in harsh soil. Today, despite decades of severe funding inequities and Federal budget cuts, 34 tribal colleges and universities in 12 states are educating upwards of 30,000 students from 250 federally recognized Indian tribes.

This morning, I would like to first talk a little about the tribal college movement and our current funding situation. Then, I will make specific comments on the President's FY 2004 budget requests for tribal college programs.

**I. THE TRIBAL COLLEGE MOVEMENT:**

Tribal colleges are young, geographically isolated, and poor.

None of our institutions is more than 35 years old. Our cooperative organization, AIHEC, is celebrating its 30<sup>th</sup> anniversary this year. Most tribal colleges are located in areas of Indian Country that the Federal government defines as "frontier," or extremely remote. In these places, we are often called beacons of hope for our people. We serve our communities in ways far



beyond college level programming. We provide much needed high school completion (GED), basic remediation, job training, college preparatory courses, and adult education programs. We function as community centers, libraries, tribal archives, career and business centers, economic development centers, public-meeting places, and child care centers. In fact, an underlying goal of all tribal colleges is to improve the lives of students through higher education and to move American Indians toward self-sufficiency.

This goal is important to us because of the extreme poverty in which most American Indians live. In fact, three of the five poorest counties in America are home to tribal colleges, where unemployment rates range from 50 to 75 percent.

Perhaps not surprisingly, we are the most poorly funded institutions of higher education in the country. And apart from military academies and Howard and Gallaudet Universities, we are the only institutions of higher education whose basic operating funding comes –by legislative mandate – from the Federal government.

Because most of our institutions are located on Federal trust land, states have no obligation to fund tribal colleges. Most states do not even provide funding for the non-Indian state-resident students who account for approximately 20 percent of our enrollments. Yet, if these same students attended any other public institution in the state, the state would provide that institution with basic operating funds. Ironically, tribal colleges are accredited by the same regional accrediting agencies that accredit state institutions.

Despite their strong support, our tribal governments are able to provide us with only modest support. Our tribes are not the handful of small and wealthy gaming tribes located near major urban areas; rather, they are some of the poorest governments in the nation.

Mr. Chairman, I want to make clear: gaming is not a stable or viable funding source for tribal colleges, nor should it be a factor when considering the funding of tribal colleges. Only six tribal colleges currently receive revenue from tribal gaming. And as you know, it is a very few casinos, located in or near major urban areas, that are realizing the vast majority of profits from Indian gaming.

According to a recent study by Native Americans in Philanthropy, the financial needs of American Indians living on reservations are so great that even if the total annual revenue generated by Indian gaming were divided equally among all the American Indians in the United States, the amount distributed would be only about \$3,000 per person. This would not even be enough to increase our per capita income (currently \$4,500) to even half the national average income.

Revenues from state-run gaming operations far exceed revenues from Indian gaming. Although some form of gaming is legalized in 48 states, the Federal government has not used the revenues generated from gaming as a justification to decrease Federal funding to state-run colleges or universities. The standards that apply to states and state institutions should apply to tribes and tribal colleges. Unfortunately, it appears that they do not.

**c. Federal Funding:** Despite trust responsibilities and treaty obligations resulting from the exchange of millions and millions of acres of land, the Federal government has, over the years, not considered funding of American Indian higher education a priority.

For the past 21 years – since initial funding of the Tribal College Act -- our institutions have been chronically under-funded. (I respectfully request that a funding chart and fact sheets explaining this point be included in the record following my prepared remarks.) Our current estimated funding level for Title I of the Tribal College Act, about \$3,900 per Indian student, is still less than two-thirds the authorized level of \$6,000. This is not simply a matter of appropriations falling short of an authorization. Rather, it effectively impedes our institutions from having the necessary resources to provide the educational services afforded students at mainstream institution.

Mr. Chairman, although we have never come close to the achieving our fully authorized funding level, through the tireless work and support of the members of this Committee, we have made steady progress in the past several years. For that, we are tremendously grateful. At the same time, we are tremendously worried. If the President's budget request for FY2004 becomes a reality, the gains in basic operational funding we have collectively achieved, will be eliminated.

## II. PRESIDENT'S FY 2004 RECOMMENDATIONS FOR TRIBAL COLLEGE PROGRAMS:

### a. DEPARTMENT OF THE INTERIOR:

**Tribal College Act:** If enacted, the President's FY 2004 budget request for basic operations at tribal colleges would result in a *\$4 million cut* from the FY2003 level recently approved by Congress. This marks the second year in a row that the administration has recommended a cut in our funding. Simply put, this is unconscionable and shortsighted. We respectfully urge the members of this Committee to lead the Senate in rejecting this number and appropriating a more reasonable level of funding.

Specifically, the President's budget recommends \$39.11 million in funding for the Tribal College Act (level with the FY2003 budget request), including \$38 million for institutional operations under Titles I and II; \$975,000 for endowments under Title III; and \$114,000 for technical assistance. Such an appropriation would have a devastating impact on our institutions for three reasons:

- (1) All of the tribal colleges are experiencing sizable enrollment increases -- many are at all time highs;
- (2) In FY2004, two new tribal colleges -- one in Michigan and another in Arizona -- could become eligible for Tribal College Act funding, putting severe stress on an already inadequate funding pool; and
- (3) Even with the FY2003 increase of \$2 million, we are barely able to keep pace with inflation and interest charges, which many tribal colleges must incur when Federal budgets are delayed.

For FY2004, we respectfully request \$49.2 million for Titles I and II of the Tribal College Act -- a \$7.1 million increase over the FY2003 level and \$11 million over the President's FY2004 budget

request. This increase would bring funding for basic operations at existing eligible tribal colleges to \$4,500 per Indian Student Count, which still represents just three-fourths of the authorized amount of \$6,000.

In addition, to address emerging technical assistance needs in data collection and reporting, AIHEC requests \$500,000 for technical assistance programs, an increase of \$386,000.

**Funding for United Tribes Technical College and Crownpoint Institute of Technology:** The President's budget again proposes to eliminate funding for our two tribally controlled postsecondary vocational institutions. Congress restored the funding for these institutions in the FY2003 Omnibus measure. These two tribally controlled vocational institutions rely heavily on this funding to supplement their modest operational funding under the Carl Perkins Vocation and Technical Education Act. We request that funding once again be restored for these two institutions.

**b. DEPARTMENT OF EDUCATION:**

- **Title III Part A section 316:** One month ago, the President announced that he was increasing funding by 5 percent for developing institutions programs under Higher Education Act Titles III and V for Historically Black Colleges and Universities, Hispanic Serving Institutions, and Tribal Colleges and Universities. This increase is based on the President's prior year recommendation and not on the recently passed FY2003 funding levels for these programs. The FY2003 Omnibus Appropriations conference agreement includes \$23 million for the tribal college Title III programs. Therefore, if enacted, the President's FY 2004 Budget recommendation of \$19 million does not propose an increase at all, but rather a *\$4 million decrease* in these vital programs. We request that funding for the tribal college Title III program be funded at \$27 million, an increase of \$4 million over FY2003 and \$8 million over the President's request.
- **Carl Perkins Vocational and Technical Education:** Two programs under the authority of the Perkins Act are of particular concern to the tribal colleges.
  - Section 117 of the Act funds the operations of our two tribally controlled postsecondary vocational institutions, United Tribes Technical College (UTTC) and Crownpoint Institute of Technology (CIT). Over the past several years the Department of Education's Office of Vocational and Adult Education (OVAE) has tried to expand this program to allow other tribal colleges to compete for these funds, which are intended as operating funds expressly for these institutions because they are not eligible for funding under the Tribal College Act. The President's FY2004 budget proposes moving this section out of OVAE and into the Office of Postsecondary Education (OPE), however, language clarifying that these funds are expressly for the operations of these two institutions is not included in the budget proposal. AIHEC does not have a position on the proposed moving of this program OPE. We will support our

two postsecondary vocational institutions in whatever position they see best addresses their institutional operating needs, and we urge the Committee to consult with and work closely with the presidents of UTTC and CIT on this matter.

- The President's FY2004 budget proposes eliminating the Native American Program under Perkins vocational education. Currently, 1.25 percent is set aside for Native American organizations, including tribal colleges, from the funds appropriated annually for the National Perkins program. Although there is a recommended increase for funding of the State Perkins programs, there appears to be no provision for a set aside for tribal organizations. States have a history of not including tribal colleges in their programs plans. With the vast majority of states budgets falling deeper and deeper into debt, one cannot imagine that states would now choose to reverse this trend and share block granted funding with tribal entities. Without a set aside similar to the one presently in place, tribal vocational programs will be decimated.

#### C. DEPARTMENT OF AGRICULTURE:

One hundred forty years ago, Congress enacted legislation establishing the nation's first land-grant institutions. Nine years ago, Congress established tribal colleges and universities as land-grant institutions – the "1994s". Today, we believe that our institutions, more so than any other group, truly exemplify the original spirit and intent of the first land-grant legislation. The first Morrill Act was enacted in 1862 specifically to "bring education to all the people and to serve their fundamental needs." Mr. Chairman, this is the definition and mission of tribal colleges and universities.

The Congress created four programs specifically for the 1994 land grant institutions:

- **Endowment Fund** –The President's FY2004 budget proposes a \$ 9 million payment (a \$1.9 million increase) to the 1994 Endowment Fund. We support this increase, but we respectfully request a \$12 million payment (a \$4.9 million increase) to help speed the growth of the corpus of this account, thereby increasing the annual interest yield. Just as other land grant institutions historically received large grants of land or endowment in lieu of land, this sum assists the 1994 Institutions in establishing and strengthening our academic programs in the areas of curricula development, faculty preparation, instruction delivery systems, equipment and instrumentation for teaching, experiential learning, student recruitment and retention in the food and agriculture sciences, and in addition to help address the critical need for facilities and infrastructure construction, improvement and maintenance.
- **Equity Payments** – Closely linked with the endowment fund, this program provides approximately \$50,000 per 1994 Institution to develop and implement courses and programs in natural resource management, environmental sciences, horticulture, forestry, buffalo production and management, and food science and nutrition, all of which address epidemic rates of diabetes and heart disease in Indian Country. The 2002 Farm Bill increased the

authority level of this program to \$100,000 per 1994 Institution. The President's budget proposes an increase of \$550,000 to this program, or approximately \$18,000 per institution. Again, we appreciate that the administration is moving in the right direction, but we request \$3.1 million, full funding of this very modest yet critically important program.

- **Extension Grants** - The President's FY2004 budget proposes funding this program at \$3,273,000, the FY02 level. This would result in a decrease of \$114,000 from the level funded in the FY2003 Omnibus Appropriations conference agreement. This program funds projects to bolster community and economic development; strengthen families and youth; manage natural resources; develop community-based agriculture capacity; and improve diet, health, and nutrition. All of these services are critical to Native communities, which suffer some of the highest unemployment, suicide, diabetes, and alcoholism rates in the country. We request that the 1994 competitive extension grants program be funded at \$5 million.
- **1994 Research Grants** – The President's FY2004 budget also proposes continuing this program at the FY 2002 funding level - \$998,000. This would result in a decrease of \$102,000 from the level approved in the FY2003 Omnibus Appropriations conference agreement. These research projects are conducted through partnerships with 1862 and 1890 land grants institutions. Our research program illustrates an ideal combination of Federal resources and tribal college-state institution expertise, with the overall impact being far greater than the sum of its parts. Yet, we are expected to continue to conduct applied research on somewhat less than a shoestring. Approximately \$1 million for a competitive research program for 31 land grant institutions is without question, grossly inadequate to achieve the goals of the program and to meet the needs of our communities. We request this very promising program be funded at a minimum of \$5 million.

**d. TCU FACILITIES INITIATIVE**

In fiscal year 2001, a bi-partisan group from the administration and Congress came together to launch a modest – but direly needed – facilities initiative for our colleges. With help from many members of this Committee, several small competitive grants programs were established throughout various Federal agencies to help address the infrastructure problems that plague our institutions. Programs include:

- **Department of Housing and Urban Development (HUD-TCUP):** a \$3 million program under the Community Development Block Grants Program. The President's FY2004 budget recommends level funding for this program;
- **Department of Defense:** a \$3.5 million program that allows the TCUs to compete for funds to equip their computer and science labs; and
- **Department of Agriculture:** a \$4 million program under the Rural Community Advancement Program (RCAP) for tribal college facilities.

These programs, together with the Department of Education's Title III program, have helped tribal colleges systematically address the critical need for new and enhanced facilities on our campuses. Unfortunately, however, annual appropriations for these programs has not grown over the past three years; and in its fiscal year 2004 budget request, the administration would *eliminate entirely*

tribal college facilities funding under the USDA–RCAP program. We urge the Committee to join with other members of the Senate to preserve the RCAP program and to strengthen the HUD-TCUP and DoD-TCU program, which have enabled our schools to build or enhance classrooms, computer and science laboratories, child care centers, social service offices, and even a veterinary clinic.

We respectfully request that funding for each of the three programs be appropriated at no less than \$5 million for fiscal year 2004, with annual increases over the next five years, to ensure that tribal colleges have reliable resources to expand and improve our facilities.

### **III. CONCLUSION**

Tribal colleges are bringing education to thousands of American Indians. The modest Federal investment in the tribal colleges has paid great dividends in terms of employment, education, and economic development, and continuation of this investment makes sound moral and fiscal sense. We very much need help to sustain and grow our programs and achieve our missions. Our reality is that we remain a low priority for the Department of the Interior and the Appropriations subcommittees of Congress.

We appreciate the long-standing support of this Committee. Thank you for this opportunity to present our recommendations to help bring equality in education and economic opportunity to Indian Country through the nation's Tribal Colleges and Universities.

**FISCAL YEAR 2004 - AGRICULTURE APPROPRIATIONS REQUESTS  
FOR 1994 LAND GRANT INSTITUTIONS (TRIBAL COLLEGES)**



In 1994, the AIHEC institutions achieved Federal land grant status through the passage of the "Equity in Educational Land Grant Status Act of 1994." Despite this designation, tribal colleges have yet to become full partners in the land grant system, and so our potential remains unrealized. Funding at the requested levels is a first step in addressing disparities that currently exist in the land grant system.

Program Name	Authorization Levels	FY 2002 Appropriation	FY 2003 Appropriation	FY 2004 Budget Request	FY 2004 AIHEC Request
1994 Institutions' Endowment Fund 31 colleges share fund's annual interest yield	"Such sums as needed"	\$7.1 million	\$7.1 million	\$9 million	\$12 million
1994 Institutions' Equity Grant Program Non-competitive – requires plan-of-work	\$100,000 per institution	\$1,549,000	\$1.7 million	\$2,250,000	\$3.1 million
1994 Institutions' Extension Program Competitive	"Such sums as needed"	\$3,273,000	\$3,387,000	\$3,273,000	\$5 million
1994 Institutions' Research Program Competitive: Requires partnership w/ 1862 &/or 1890.	"Such sums as needed"	\$998,000	\$1.1 million	\$998,000	\$3 million
1994 Institutions' Capacity Building Competitive – no Federal match required	"Such sums as needed"	\$0	\$0	\$0	\$3 million
Rural Communities Advancement Program – tribal college facilities Competitive – requires non-Federal match (25 percent)	\$10 million	\$4 million	\$4 million	Not mentioned in budget narrative - cuts Tribal RCAP set-aside from \$24 million to \$17 million	\$5 million

NOTE: The modest amounts requested are for the combined funding of all 31 of the nation's 1994 Land Grant Institutions.

**SUMMARY OF THE 1994 PROGRAMS**

- A) **Educational Equity Grant Program** – This program has provided approximately \$50,000 per institution to assist in establishing agriculturally focused academic programs. This program provides the only stable source of funding to support agricultural planning activities and courses specifically designed to meet the unique needs of each institution's respective reservation. The colleges are successfully using these funds to develop programs in natural resource management; nutrition; environmental science; horticulture; sustainable development; forestry, and buffalo production and management. **We request Congress allocate full funding for the Equity Grants program at \$100,000 for each of our 31 land-grant institutions (\$3.1 million) to enable them to build strong academic programs focused on the agricultural sciences.**

(More)

- B) **1994 Extension Program** - This competitive program is specifically designed to complement, *not duplicate*, the small existing reservation extension agent program. The 1994 Institutions' extension program is essential to addressing the needs of the remote reservation communities served by tribal colleges. Examples of program activities include: outreach to at-risk youth; business skills development for local agriculture entrepreneurs; native plant restoration and horticulture projects; environmental analysis and water quality projects; and garden and nutrition projects aimed at addressing health disparities, such as high rates of diabetes among American Indian populations. ***We request Congress allocate \$5 million to this competitive grants program so that the 1994 Institutions can improve and expand extension services to their respective communities.***
- C) **1994 Endowment Fund** – The corpus of the endowment fund remains with the U.S. Treasury, and only the interest is distributed to the thirty-one 1994 Institutions on an annual basis. These funds assist in establishing and strengthening academic programs, including agriculture curricula development, faculty preparation, instructional delivery systems, equipment and instrumentation for teaching, and experiential learning. Funds also are used to enhance student recruitment and retention in the food and agricultural sciences, and to address the critical need for improved facilities at the 1994 land grant institutions. ***We request Congress allocate a \$12 million payment into the 1994 Institutions Endowment Fund. Since only the annual interest is disseminated to the 31 tribal college land grant institutions these funds are not scored as current budget outlay or authority.***
- D) **1994 Institutional Capacity Building Grant Program** - This competitive grant program, which requires a non-federal match, was designed to provide the 1994 Institutions with the resources necessary to help strengthen and more fully develop educational infrastructure. The 1994 Institutions have very basic infrastructure needs, especially in comparison to state land grant institutions that have existed for 140 years. This program has yet to be funded. ***We request Congress allocate \$3 million to help the thirty-one 1994 Institutions address some critical infrastructure and facilities needs.***
- E) **1994 Research Program** – This program was first created with the passage of the Agricultural Research, Extension, and Education Reform Act of 1998 paving the way for the 1994 Institutions to participate in USDA's research grants programs. This is an important step in becoming full partners in the land grant system. Some research areas where tribal colleges are making a significant contribution to their communities include: a) land use patterns, preservation, and renewable use of the land; b) nutrition and health, particularly given the poor health and nutrition status of many American Indians; c) native plants and horticulture; d) water quality assessment; and e) bison production and management. The tribal colleges are well suited to play a coordinating role in research areas targeted by the Department of Agriculture. ***The \$3 million appropriation we request for this competitive/cooperative research program is a very modest request to develop tribal colleges' research efforts within the land grant system.***
- F) **Rural Community Advancement Program (RCAP)** – For the last several years funding for RCAP has included a \$24 million set aside for tribal needs. Of this funding, Congress has provided \$4 million for tribal college facilities construction and improvements. There remains an urgent need for facilities construction, improvement and maintenance at tribal colleges, several of which still operate in abandoned, donated, and even condemned buildings. ***We request Congress allocate a minimum \$5 million year for the next five fiscal (2004-2008) to continue to address critical facilities issues at the 1994 Institutions.***

The 1994 Institutions have established a track record of responsible and effective use of their land grant dollars. Funding the programs outlined above at the AIHEC requested levels, will greatly enhance the efforts of the TCU land grant institutions to bring greater economic development and restored self-sufficiency to our historically underserved rural communities.



**FISCAL YEAR 2004 - EDUCATION APPROPRIATIONS REQUESTS FOR  
TRIBAL COLLEGES AND UNIVERSITIES**



**HIGHER EDUCATION ACT – TITLE III, SECTION 316**

Titles III and V of the Higher Education Act—known as Aid for Institutional Development programs—support institutions with a large proportion of financially disadvantaged students and low cost-per-student expenditures. Tribal Colleges and Universities (TCUs) clearly fit this definition. The nation's 34 Tribal Colleges and Universities serve some of the most impoverished areas of the country, yet they are among the nation's most poorly funded institutions. In 1998, Congress recognized the TCUs as young and struggling institutions and authorized a separate section of Title III (Part A, Section 316) for these institutions. Section 316 of Title III is divided into two separate competitive grants programs: Basic Development Grants and Facilities Grants.

Titles III/IV	FY 2001 Appropriation	FY 2002 Appropriation	FY 2003 Appropriation	FY 2004 Budget Request	FY 2004 AIHEC Request
TCU: BASIC PROGRAM (5-year grants)	\$10 million	\$10.4 million	\$23 million* (\$5.5 over FY02, \$4.9 over the President's FY03 request)	\$19,005,000*	\$27 million to first fund basic grants program w/ all remaining funds used for facilities grants program
TCU: Facilities Program (1-year grants)	\$5 million	\$7.1 million			
General Title III Program	\$73 million	\$73.6 million	--	\$76.3 million	
Alaska/Hawaiian Institutions	\$6 million	\$6.5 million	--	\$4 million	
HBCUs - Title III, Part B	\$185 million	\$206 million	--	\$224 million	
HBCU - (graduate programs)	\$45 million	\$49 million	--	\$53 million	
HSIs - Title V	\$68.5 million	\$86 million	--	\$94 million	

\* Total funding for both Development. & Facilities programs

**SUMMARY OF TRIBAL COLLEGE TITLE III PROGRAMS**

**Basic Program:** Many of the tribal colleges would not have been built were it not for Title III, Part A. Although, due to the limited funds available, not all were able to fully benefit from this program. The TCUs will continue to utilize these funds to address the developmental needs of their institutions, which include infrastructure, facilities, faculty, curriculum, and student services. TCUs are still in their early developmental stages, however, they have already dramatically improved access to quality higher education, thereby significantly contributing to the overall improvement of underserved American Indian communities.

**Facilities Program:** Launched in FY2001, this program is designed to confront the urgent facilities needs at TCUs. It has been most helpful in attending to the many overdue and high-priority infrastructure and facilities issues at tribal colleges. Its continuation and expansion is essential to meet the TCUs critical capital improvements needs. Additional funding will give more institutions an opportunity to participate in this competitive grants program.

Those TCUs that have been awarded Title III grants have significantly improved the delivery of higher education services to their communities. The colleges use these funds to address infrastructure and facilities needs, support faculty, develop curriculum, and provide vital services to increasing numbers of students. For these reasons, we urge increased funding for both the Basic Program and the Facilities Program. **We request a total of \$27 million to first fund continuation and new Basic Development Grants, and the balance of funds appropriated to be used for Facilities Grants.**

(over)

**EDUCATION APPROPRIATIONS REQUESTS (CONTINUED)**  
**TRIBAL COLLEGES AND UNIVERSITIES – FISCAL YEAR 2004**

Other Department of Education programs designed to address critical issues in American Indian communities include training of teachers and administrators who are in schools serving American Indians; adult and basic education; and vocational programs at two of our AIHEC member institutions. Some of these programs are outlined below.

**AMERICAN INDIAN TEACHER CORPS**

This program, currently administered through the Office of Elementary and Secondary Education (OESE), Office of Indian Education (OIE), provides fellowships to college students majoring in Education and provides funding for professional development programs to support current teachers in Indian Country, with the goal of putting 1,000 American Indian teachers in our classrooms. Tribal colleges are ideally suited to carry out this initiative because of their history of success in this area, facilitated by existing articulation agreements between individual tribal colleges and four-year degree issuing institutions. ***We request that this program be funded at \$10 million.***

**AMERICAN INDIAN ADMINISTRATOR CORPS:**

This program also administered through the Office of Elementary and Secondary Education (OESE), Office of Indian Education (OIE), supports the recruitment, training and in-service professional development of 500 American Indians to become school administrators within Indian Country. American Indians are severely underrepresented in the field of education. Tribal colleges are the ideal catalysts for this initiative based on their experience in Indian education and the special relationship they enjoy with the communities they serve. ***We request that this program be funded at \$5 million.***

**AMERICAN INDIAN ADULT AND BASIC EDUCATION:**

To address the tremendous need for basic adult education in Indian Country, we request a separate awards program be established for tribal colleges. These awards would be used to develop, implement, and, in some cases, continue innovative and effective adult basic education and literacy services programs designed to enhance life skills and employability. These services may include workplace literacy programs; family literacy services; opportunities for American Indians and Alaska Natives to qualify for a secondary school diploma, or its recognized equivalent. ***We request that \$5 million of the funds recommended for the Adult Education State Grant portion of Title II of the Workforce Investment Act (Adult Education and Family Literacy) be reserved for the Secretary of Education to make awards to Tribal Colleges and Universities***

**PERKINS VOCATIONAL EDUCATION ACT**

Section 117 of the Carl D. Perkins Vocational and Technical Education Act addresses Tribally-Controlled Postsecondary Vocational Institutions and provides funding for the basic operating budgets for two of our member institutions, United Tribes Technical College in Bismarck, North Dakota, and Crownpoint Institute of Technology in Crownpoint, New Mexico. ***We support the request separately submitted by the Tribally Controlled Postsecondary Vocational Institutions funded under this section.***

**FISCAL YEAR 2004 INTERIOR APPROPRIATIONS REQUEST FOR  
TRIBALLY CONTROLLED COLLEGE OR UNIVERSITY ASSISTANCE ACT**



Tribally Controlled College or University Assistance Act	FY 2002 Appropriation	FY 2003 Appropriation	FY 2004** Budget Request	FY 2004** AIHEC Request
<i>Total request for Titles I &amp; II: Basic institutional operations funding for 25 TCUs</i> Authorization levels: Title I = \$6,000 Per ISC Title II = "an amount necessary to pay expenses incurred"	\$40,029,000  Title I - \$3,916 per ISC Title II - \$6,150 per ISC	\$42,029,000  <i>Final ISC calculations not yet available</i>	\$38,029,000  Title I - \$ 3,219 per ISC Title II - \$6,150 per ISC	\$49,179,000  Title I - \$4,500 per ISC Title II - \$6,150 per ISC
Title III funding for creating endowments at TCUs (match required)	\$975,000	\$975,000	\$975,000	\$2 million
Title IV Economic Development	\$0	\$0	\$0	\$2 million
Facilities Construction and Renovation	\$0	\$0	\$0	\$5 million
Technical Assistance	\$114,000	\$114,000	\$114,000	\$500,000 to address data issues
<b>Total Funding Request</b>	<b>\$41,118,000</b>	<b>\$43,118,000</b>	<b>\$39,118,000</b>	<b>\$58,679,000</b>

ISC = Indian Student Count, the full-time equivalent of American Indian students enrolled. No funds are received for Non-Indian students.  
\*\*Estimated numbers for FY03 and FY04 are based on a 5 percent increase in enrollments.

**Title I:** Since 1981, the number of Title I funded tribally controlled colleges has quadrupled, growing from 6 to 24 institutions and it is expected that three to five new tribal colleges will be eligible for Tribal College Act funding in the very near future. In addition to the increased number of tribal colleges, enrollments have increased nearly 300 percent between 1981 and 2002. A \$3 million increase in FY02 appropriations for the basic operations of these reservation-based institutions resulted in a gain of just \$67 per full-time Indian student. In the bigger picture, FY02 funding amounted to an increase of \$1,085 per Indian student over the Act's initial 1981 funding of \$2,831 per Indian student. This represents an increase of only 38 percent over a 21-year period. *Factoring in inflation, this actually represents a 30 percent decrease in the funding for operations of these institutions.*

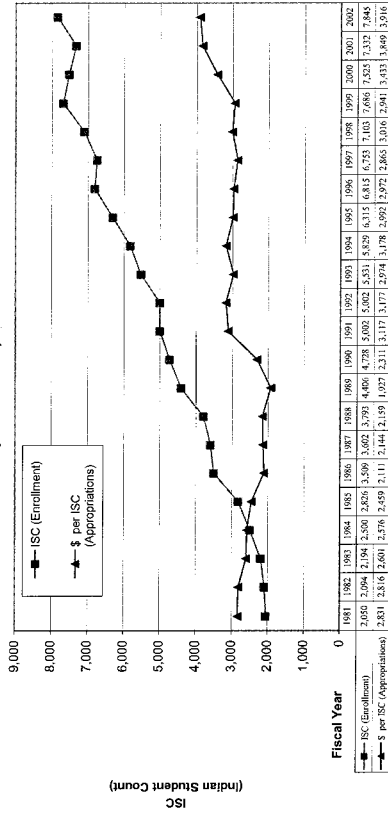
**Title II:** Institutional operations funding for Diné College, the oldest of the nation's tribal colleges, is provided under Title II of the Tribal College Act. Established as Navajo Community College in 1968, Diné College has grown from one main campus in Tsaile, Arizona, to eight community-based campuses throughout New Mexico and Arizona.

**Institutional Operations Request for Titles I and II:** Addressing our funding shortfalls is essential to the sustained growth and success of the nation's tribal colleges and the continued advancement of American Indian Higher education. *Our funding request of \$49,179,000, an increase of \$11.1 million over the President's FY04 recommendation, would amount to approximately \$4,500 per full-time Indian student, which is still only 75 percent of the \$6,000 authorized and would ensure that Diné College retains its current per student funding level.*

**Technical Assistance:** Additional funding is needed to assist the BIA in collecting and maintaining accurate data regarding operations and programs at tribal colleges and to help in ensuring timely and accurate reporting of TCU data by and to the BIA.

**Title I of the Tribally Controlled College or University Assistance Act  
of 1978**

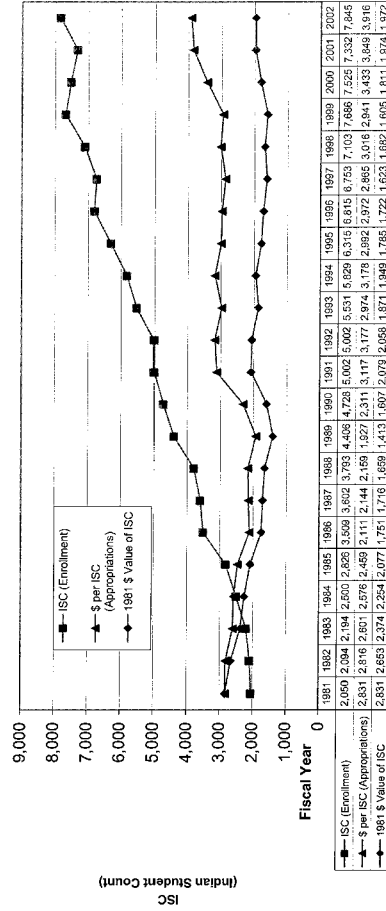
**Enrollment v. Appropriations  
(1981-2002)**



**Note:** Indian Student Count (ISC), the full-time equivalent American Indian students enrolled. Non-Indian students are not funded. The 1981 Value of the ISC was calculated using the Consumer Price Index (CPI) for each year since 1981.

**American Indian Higher Education Consortium  
121 Droneo Street - Alexandria, VA 22314  
(P) 703-638-0400 (F) 703-638-0388**

**Reservation Based Colleges Funded Under  
Title I of the Tribally Controlled College or University Assistance Act of 1978  
Enrollment v. Appropriations v. Inflation  
(1981-2002)**



Note: Indian Student Count (ISC), the full-time equivalent American Indian students enrolled. Non-Indian students are not funded.  
The 1981 Value of the ISC was calculated using the Consumer Price Index (CPI) for each year since 1981.

**American Indian Higher Education Consortium  
121 Oranoco Street - Alexandria, VA 22314  
(P) 703-838-0400 (F) 703-838-0388**

**Note:** Indian Student Count (ISC), the full-time equivalent American Indian students enrolled. Non-Indian students are not funded.  
The 1981 Value of the ISC was calculated using the Consumer Price Index (CPI) for each year since 1981.

**American Indian Higher Education Consortium**  
**121 Oronoco Street - Alexandria, VA 22314**  
**(P) 703-838-0400 (F) 703-838-0388**

## AMERICAN INDIAN HIGHER EDUCATION CONSORTIUM


**FISCAL YEAR 2004 INTERIOR APPROPRIATIONS REQUESTS  
INDIVIDUAL TRIBAL COLLEGES AND UNIVERSITIES**

AIHEC supports the appropriations requests submitted separately by our member institutions as outlined below.

Tribal College and University Program	FY 2001 Appropriations	FY 2002 Appropriations	FY2003 Appropriations	Institutions' FY 2004 Requests
Southwestern Indian Polytechnic Institute (SIPI) and Haskell Indian Nations University (HINU)	\$14.236 million	\$14.644 million	Not available	\$10,640,506(SIPI) \$10,088,455 (HINU)
Crownpoint Institute of Technology (CIT)	\$897,000	\$1.2 million	Not available	\$2 million
United Tribes Technical College (UTTC)	\$2.37 million	\$2.933 million	Not available	\$4 million
Institute of American Indian and Alaska Native Arts and Cultural Development (IAIA)	\$4.125 million	\$4.49 million	Not available.	\$13.25 million <i>of which, \$8 million for Federal match for W.K. Kellogg Foundation construction grant to establish a lifelong learning center</i>

<b>FACT SHEET: NAHASDA</b> <b>Native American Housing Assistance and</b> <b>Self-Determination Act of 1996</b>
--

**About NAHASDA:**

- Enacted in 1996, NAHASDA provides block grant assistance to Indian tribes to allow affordable housing-related activities. This act supports low-income families residing in tribal areas.
- The act became effective October 1, 1997 and the final regulations were published on March 12, 1998. Appropriations for FY1998 and beyond reflected a new attitude toward Native American housing with an initial block grant level of \$480 million, or a nearly 35% increase over previous funding levels. Funding steadily increased through FY 2001 to \$650 million per year and has held steady at that number through projected appropriations for FY 2003.
- Clarification of the intent of NAHASDA was obtained through amendments passed in 1998, 2000, and recently as part of the NAHASDA reauthorization in 2002. Included in these amendments packages were a Davis-Bacon wage rate preemption for tribes, an environmental review waiver, local cooperation agreement improvements, expansion of Negotiated Rulemaking, and streamlining of the Title VI loan guarantee program, along with other important provisions.
- The most important part of NAHASDA is that it recognizes tribal sovereignty and self-determination. Federally-recognized tribes act as "beneficiaries" of this federal housing program, and are free to exercise their authority throughout the NAHASDA process, whereas before NAHASDA, an Indian housing authority was often separate from the tribe. NAHASDA covers rental homes (single or multi-family units and attached units—duplex or triplex) and homes owned by individuals.

**Changes as a Result of NAHASDA:**

- Establishing the trust responsibility with Native Americans to include affordable and healthy homes.
- Separating Indian housing from public housing within the U.S. Department of Housing and Urban Development (HUD).
- Replacing several individual housing grant programs with one block grant to tribes or their Tribally-Designated Housing Entities (TDHEs).
- Allocating appropriated funds based on a single formula, eliminating the competition among housing authorities for scarce housing resources.
- Requiring enabling regulations to be promulgated through a negotiated rulemaking process with the tribes.
- Providing much greater flexibility for development of "affordable housing activities" at the community level.

**Block Grant and Formula Funding:**

- The funding mechanism for NAHASDA is a federal block grant to Tribes based on a formula. Beginning in FY1998, the federal budget includes a line-item for the Indian Housing Block Grant (IHBG) program. Previous federal budgets "co-mingled" many Indian housing programs under Public and Indian housing.
- NAHASDA combined several federal programs within the IHBG, including: HUD Traditional Indian Housing Development; HUD Modernization (Comprehensive Grant and CIAP), HUD Operating Subsidy & Section 8 Vouchers; Indian HOME Program; McKinney Act Homeless Programs; and the Youth Build Program.
- Not included in the IHBG are the Drug Elimination Grant program, Rural Housing and Economic Development (RHED), and Indian Community Development Block Grant program (ICDBG).



<b>FACT SHEET</b> <b>NAHASDA (Continued)</b>
---

**There are 6 eligible activities that NAHASDA can fund:**

- **Indian Housing Assistance** – The operation and modernization of existing HUD assisted housing stock (homes and apartments built before NAHASDA)
- **Development** – Construction, rehabilitation, acquisition, and development of housing units
- **Housing Services** – Counseling and support services for housing related programs, including payments to prevent foreclosure, for rental assistance, security deposits, and youth activities
- **Housing Management Services** – The operation and management of affordable housing projects developed by NAHASDA, such as: loan preparation, tenant selection, mediation programs for landlord-tenant disputes and management of tenant-based rental assistance
- **Crime Prevention & Safety Activities** – The protection of residents in housing programs from crime, this includes security improvements (locks, fences, additional lighting) and equipment for patrols
- **Model Activities** – Various HUD approved activities, such as: construction of a housing office, college housing and other resident facilities

**Appropriations:**

- For fiscal year 2003, the IHBG is projected to receive about \$649 million in appropriations from the VA-HUD appropriations bill (Veterans Affairs, Department of Housing and Urban Development, and Independent Agencies). The President requested \$646.6 in his FY 2003 Budget and is likely to request a similar amount for FY 2004.

**Results:**

- Since 1997, NAHASDA has facilitated the development or rehabilitation of approximately 25,000 housing units. (*Federal Housing Finance Board, "Native American Housing Needs & Proposed Recommendations," 2002*)

**To Access the Full Text of NAHASDA and its successive amendments:**

- Visit <http://thomas.loc.gov> to retrieve the following information: Original Statute: P.L. 104-330, Amendments: P.L.105-276 and P.L. 106-568, and Reauthorization: P.L. 107-292.
- OR request a complete amended statute from NAIHC at (202) 789-1754, or by writing [kmccarthy@naihc.net](mailto:kmccarthy@naihc.net)

**For additional information on the performance of NAHASDA or the State of Indian Housing in general, the following studies are available:**

- **National American Indian Housing Council:** "Six Case Studies: Tribal Self-Determination Utilizing NAHASDA Activities," November 2002. (available online at [naihc.indian.com](http://naihc.indian.com))
- **National American Indian Housing Council:** Overcrowded Living Conditions Report: "Too Few Rooms: Residential Crowding in Native American Communities and Alaska Native Villages," February 2002. (available online at [www.naihc.net](http://www.naihc.net))
- **General Accounting Office [GAO-02-193]:** "Economic Development: Federal Assistance Programs for American Indians and Alaska Natives," December 2001.
- **Dept. of the Treasury, Community Development Financial Institutions Fund:** "Native American Lending Study," November 2001.
- **Office of the HUD Inspector General [2001-SE-107-0002]:** "Nationwide Audit of Implementation of the Native American Housing Assistance and Self-Determination Act of 1996," August 2001.

**FACT SHEET: NATIVE AMERICAN HOUSING**

**Housing Information**

- ◆ **Overcrowding:** In tribal areas, 32.5 percent of homes are overcrowded. This is more than 6 times higher than the national average of 4.9 percent. In cases of severe overcrowding, as many as 18, 20, or even 25 people live in a home with as few as three bedrooms. (1990 Census of Housing: General Characteristics, American Indian & Alaska Native Areas)
- ◆ **Native Homes on Reservations:** 45 percent of all Native households are located on tribal lands. (Census Statistical Brief, 1994)
- ◆ **Indoor Plumbing:** Twenty percent of Native American households in tribal areas are without complete plumbing. (Census Statistical Brief, 1995)
- ◆ **Potential Homeowners:** Approximately 38,000 potential homebuyers exist in Indian country (qualified by income). (First Nations Development Institute, 2000)
- ◆ **Housing Needs:** An estimated 220,000 housing units are needed immediately in Indian country. (Department of Housing and Urban Development, 2000)

**Population Information**

- ◆ **Total Population:** There are 2.5 million Native Americans and Alaska Natives in the United States, accounting for 0.9 percent of the total population. (Census Bureau, 2000)
- ◆ **Population Projections:** The Native population will grow to 3.1 million by 2020. (Census Bureau, Facts for Native American Month, 1997)

**Miscellaneous Information**

- ◆ **Poverty Rate:** The poverty rate for Native Americans is approximately 26 percent—2.6 times higher than that for whites and more than twice the average for all Americans, at approximately 12 percent. (Census Bureau, 2000)
- ◆ **Tribes and Casinos:** There are 361 tribes without gaming, and 22 facilities contribute 56 percent of all gaming revenue. (Red Earth Magazine, Fall 2002)
- ◆ **Tribes:** There are 562 federally-recognized tribes. (Federal Register, 8-12-02; Vol. 67, No. 134)
- ◆ **Reservations.** The United States has 314 reservations and trust lands. (Census Bureau, 1990)
- ◆ **NAHASDA Success.** Since 1997, the Native American Housing Assistance and Self-Determination Act of 1996 (NAHASDA) has facilitated the development or rehabilitation of approximately 25,000 housing units. (Federal Housing Finance Board, "Native American Housing Needs & Proposed Recommendations," 2002)
- ◆ **Loan Default and Delinquency Rates.** The default rate for Native Americans on Section 184 loans is slightly more than 1.1 percent, lower than the rate for Federal Housing Administration/ Veteran's Administration (FHA/VA) loans. The delinquency rate for 184 is 10.4 percent, lower than the 11.92 percent for USDA rural home loans, which also serve a rural population. (HUD Spokesperson, 2002)

**Loan Information**

**Denial rates for conventional home purchase loans:**

	In 2000	In 2001
◆ Native American	42 %	35 %
◆ White	22 %	16 %
◆ Hispanic	31 %	23 %
◆ Black	45 %	36 %
◆ Asian	12 %	11 %

◆ (All loan data from: Federal Financial Institutions Examination Council for institutions covered by the Home Mortgage Disclosure Act, July 2002)

**The number of conventional/government-backed home purchase loans made to Americans:**

	In 2000	In 2001	% change
◆ Native American	24,914	15,279	-39%
◆ White	3,225,538	3,257,542	1%
◆ Hispanic	374,314	405,809	8%
◆ Black	306,67	285,243	-7%
◆ Asian	168,443	175,151	4%

◆ *Note:* Lending to Native Americans declined by 39 percent from 2000 to 2001; however, most of the decline can be attributed to over-reporting of the number of loans to Native Americans in 2000.



National Congress of American Indians

# NCAI

## News

### Summary of the President's FY 2004 Budget Request For Indian Programs

#### Highlights

- **BIA Construction loses \$63 million, falling from \$452 million to \$389 million while BIA Operations receive \$55 million increase, from \$1.835 billion to \$1.890 billion**
- **Office of Special Trustee budget climbs 55.3 percent, from \$152 million to \$275 million**
- **Homeland Security programs and funding continue to be directed to states, excluding tribal government to government participation**
- **Indian Health Service discretionary budget is \$2.889 billion, a \$72 million increase over current estimated funding, largely benefiting diabetes programs.**

Please Note: As the FY 2003 budget had not been signed into law at the time the President's budget was released, FY 2003 estimates and, in some cases, FY03 President and Senate proposals, have been substituted where possible.

**Agriculture**

The FY 2004 USDA budget request is \$74 billion, \$1.4 billion more than the previous year. Despite this increase, the American Indian Livestock Feed Program is eliminated and the Indian allocation for the Rural Community Advancement Program \$11 million less than the President's FY 2003 request. The Water/Sewer Grants for Alaska Rural and Native Villages also experiences a setback compared to the President's FY 2003 budget, falling \$8.2 million. The President's budget includes a \$2 million increase in the Native American Endowment Fund, a victory for Tribal Colleges.

USDA (\$ in millions)	FY 2002 Enacted	FY 2003 Estimate	FY 2004 Request
Rural and Economic Development			
Indian Tribal Land Acquisition Loans	2	2	2
Rural Community Advancement Program Indian Set- Aside	24	24*	13
Water/Sewer Grants for Alaska Rural and Native Villages	11.7	7.1*	22.1
Enterprise Zone / Empowerment Community Grants	11.0	9.5*	9.5
Circuit Rider Program	49.4	27	16
Distance Learning and Telemedicine Grants and Loans	2.0	2.0	2.0
Indian Tribal Land Acquisition Loans			
Extension Services			
Tribal Colleges Extension Services	2	---	2
Indian Reservation Agents	2	2	2
Food Programs			
Food Stamps (incl. Food Distribution Program on Indian Reservations)	22,954	26,355	27,851
WIC	4,459	4,766	4,971
Tribal Colleges - Endowment Fund	9	---	11
American Indian Livestock Feed Program	2	6	0

\* Represents President's FY 2003 Request

**Bureau of Indian Affairs and Other Interior Department Programs**

The President has requested essentially level funding for the Department of Interior at \$10.7 billion. However, by pooling resources from other DOI programs, an additional \$168.5 million has been dedicated to Trust management and related activities. Of the programs benefiting from this increase is the Office of Special Trustee, which would garner an additional of \$123 million under the President's budget. To compensate for such increases, BIA construction is slated to lose \$63 million from the estimated FY

2003 budget.

BIA/Interior (\$ in millions)	FY 2002 Enacted	FY 2003 Budget	FY 2004 Request
<b>BIA Operation of Indian Programs</b>			
Tribal Priority Allocations	801	795	800
Other Recurring Programs	669	594	610
Non-Recurring Programs	67	73	76
Central Office Operations	69	81	99
Regional Office Operations	64	76	65
Special Programs/Pooled Overhead	253	277	277
<b>Total - Operation of Indian Programs</b>	<b>1,799</b>	<b>1,835</b>	<b>1,890</b>
<b>BIA Construction</b>			
Education	212	335	303
Public Safety and Justice	7	5	5
Resources Management	53	53	52
General Administration	8	9	8
<b>Total - BIA Construction</b>	<b>302</b>	<b>452</b>	<b>389</b>
<b>Indian Land and Water Claims Settlements</b>			
Miscellaneous Payments To Indians	61	62	56
<b>Indian Guaranteed Loan Program</b>	<b>4</b>	<b>5</b>	<b>6</b>
<b>Office of Special Trustee</b>	<b>99</b>	<b>152</b>	<b>275</b>
<b>Indian Land Consolidation</b>	<b>11</b>	<b>8</b>	<b>21</b>
<b>National Park Service</b>			
Recreation and Preservation (incl. NAGPRA activities)	66	47	48

NCAI Resolution #SPO-01-048 - Supports increases in BIA education programs (Student Transportation, Administrative Cost Grants, Facilities Operations and Maintenance) to meet 100 percent of need.

NCAI Resolution #SD-02-028 supports the need to increase funding through the DOI, BIA, and Area Offices for additional Judges and Attorney Decision Makers to address the Indian Probate Backlogs.

#### Commerce

The budget request for the Commerce Department is approximately \$5.4 billion, \$272 million more than the estimate for the current year. As in the two past years, the Administration has proposed elimination of the Technology Opportunities Program, which has historically provided competitive grants to tribes and tribal organizations for the purpose of expanding telecommunications and technology in their communities.

No funds were requested to establish the Office of Native American Business Development, as authorized in the Native American Business Development, Trade Promotion, and Tourism Act of 2000.

Commerce (\$ in millions)	FY 2002 Enacted	FY 2003 Estimate	FY 2004 Request
Economic Development Administration	366	348	364
Minority Business Development Agency	28	29	29
Public Telecommunications Facilities	43.5	43.6 <sup>1</sup>	0
Technology Opportunities Program	15.5	15.5 <sup>2</sup>	0

#### Defense

The President's budget would increase DoD spending by more than fifteen percent to \$379.9 billion, the biggest percentage increase since 1981. Most of the increases are used to offset improved housing and medical benefits for troops. No funding is explicitly allotted for a war in the Persian Gulf.

The FY 2004 request of \$369 million for Army Environmental Restoration Programs represents almost a \$25 million decrease from FY 2003 levels of \$394 million. Both Navy Environmental Restoration and Air Force Environment Restoration remain at their FY 2003 levels of \$394 and \$256 million, respectively. The FY 2004 request for Formerly Utilized Defense Sites (FUDS) stands at the FY 2003 estimate of \$212 million.

<sup>1</sup> Figure represents the President's FY03 Budget Request

<sup>2</sup> Figure represents FY03 Budget Senate Bill

DoD (\$ in millions)	FY 2002 Enacted	FY 2003 Pres. Request	FY 2004 Request
Operation & Maintenance Mitigation of Environmental Impacts - Tribes	10.0	0	10.0

### Education

The FY 2004 budget request is \$53.1 billion, a 2.8 percent increase over estimates for the 2003 budget. Increases include Title I and special education. The request also reforms vocational education to hold high schools and community colleges accountable for positive student outcomes and provide states the flexibility to use these funds to support ongoing efforts under the No Child Left Behind Act. The proposal increases Pell Grant funding for postsecondary students in order to maintain the maximum award at \$4,000.

Education (\$ in millions)	FY 2002 Enacted	FY 2003 Estimate	FY 2004 Request
<b>Impact Aid</b>			
Basic Support Payments	983	983	868
Facilities Maintenance	8	12	8
Construction and Renovation	48	52	45
<b>Indian Education Act</b>			
Formula Grants to LEAs	120.3	122	122.4
National Activities (Research, Evaluation, and Data Collection)	3.2	5	5
Special Programs (incl. Indian Teacher Corps)	20.0	20	20
Alaska Native Education Equity Assistance Program	24.0	14	14
State Grants for Improving Teacher Quality - BIA Allocation <sup>3</sup>	14.3	14.3	14.3
Strengthening Alaska Native, Native Hawaiian-Serving Institutions	6.0	6.6	4
Strengthening Tribally Controlled Colleges and Universities	18	18	19
<b>Vocational Education</b>			
Tribally Controlled Postsecondary Institutions <sup>4</sup>	7	6.5	0

<sup>3</sup> This grant program, authorized under the Leave No Child Behind Act of 2001, contains a .5% allocation for BIA schools.



Education (\$ in millions)	FY 2002 Enacted	FY 2003 Estimate	FY 2004 Request
Education for Native Hawaiians	31	18	18

### Energy

The budget request for the Department of Energy is \$23.4 billion, \$1.3 billion more than the estimate for FY 2003. Most of the increase is focused on improving security for nuclear weapons.

The administration is requesting \$755 million for Energy Supply, up from FY 2003 estimates of \$675 million. The Energy Supply Tribal Energy Program assists tribes in the development of renewable energy resources and in the creation of energy plans.

Environmental Management (nuclear waste cleanup) has increased to \$7.2 billion from the FY03 request of \$6.99 billion. Almost \$1.1 billion of the amount is set aside to reduce public risk by providing states incentive to revise cleanup plans. However, impacted tribes are excluded from cleanup strategy decisions, such as the controversial reclassification of waste to less hazardous levels, facilitating waste disposal by the DOE. An increase for tribal programs is needed to provide tribes with funding to participate in pre-decision planning for cleanup operations.

### Environmental Protection Agency

The President's budget would increase EPA spending from FY 2003 estimate by \$10 million to \$7,627 million in FY 2004.

The President's request provides more than \$1 billion in grants for States and Tribes to administer environmental programs, the highest level in EPA history. The Clean Water State Revolving Fund is subject to decrease from last year's request of \$1.2 billion to \$850 million, and the Drinking Water State Revolving Fund would remain flat at \$850 million. Under these funding levels, some tribal communities may be challenged by inadequate drinking water systems and/or wastewater treatment facilities.

---

<sup>4</sup> The funding for this program - which funds United Tribes Technical College and Crownpoint Institute of Technology - would be moved to the Higher Education account in FY 2004 and funded at \$6.5 million

The Administration has requested a \$5 million increase for tribal General Assistance Program grants (GAP). There is a serious shortfall for tribal GAP grants after identifying a \$75 million need to meet program requirements. The Superfund cleanup would be allotted \$1.39 billion, an increase from the FY 2003 request of \$1.27 billion.

EPA (\$ in millions)	FY 2002 Enacted	FY 2003 Estimate	FY 2004 Request
Safe Drinking Water State Revolving Fund	850	850	850

**Health and Human Services**

The President has requested \$539 billion for DHHS, representing an increase of \$36.8 billion, or seven percent, over last year's budget request. The budget includes a 2.6 percent growth in discretionary spending with a \$500 million increase for the National Institutes of Health, as well as a \$369 million increase for the Administration for Children & Families. Under the proposal, the Head Start Bureau will receive an additional \$148 million. Of the total DHHS request, approximately \$475.8 billion is devoted to mandatory spending such as Medicare and Medicaid. Funding for the Administration for Native Americans and the Child Care and Development Block Grant program are funded at current levels.

DHHS (\$ in millions)	FY 2002 Enacted	FY 2003 Estimate	FY 2004 Request
Administration on Aging			
Aging Grants for Native Americans	26	26	26
Family Caregivers Program - Tribal Allocation	5.5	5.5	5.5
Administration for Children and Families			
Child Care and Development Block Grant (Discretionary)	2,090	2,090	2,090
Child Care and Development Block Grant (Entitlement) <sup>5</sup>	2,758	2,717	2,717
Head Start <sup>6</sup>	6,537	6,668	6,816
Promoting Safe and Stable Families (Title IV-B, Subpart 2) <sup>7</sup>	375	505	505

<sup>5</sup> Tribes receive between one and two percent of combined discretionary and entitlement funds under the Child Care and Development Block Grant.

DHHS (\$ in millions)	FY 2002 Enacted	FY 2003 Estimate	FY 2004 Request
Administration for Native Americans	46	45	45
Centers for Disease Control	4,450	4,264	4,231
Health Resources and Services Administration	6,071	5,355	5,672
Community Health Centers	1,345	1,458	1,627
Bioterrorism Hospital Preparedness	135	518	518
Health Care Facilities	315	0	0
Ryan White AIDS	1,910	1,911	2,010
National Institutes of Health	23,454	27,243	27,743
Minority Health and Health Disparities	157	186	193
Diabetes and Digestive and Kidney Diseases	1,563	1,703	1,820
Substance Abuse and Mental Health Services Administration	3,136	3,195	3,393

#### Homeland Security

The total budget of DHS is \$36.2 billion, an increase from \$28.2 billion in FY 2003. DHS will continue to assess the nation's critical infrastructure (e.g., nuclear power plants, water facilities, telecommunications networks, and transportation systems) and work to ensure that vulnerabilities are addressed:

- research, develop, test, and evaluate capabilities for homeland security specific projects
- implement border security and trade initiatives
- ensure that first responders are properly trained and equipped, including firefighters for terrorist preparedness, and state and local law enforcement anti-terrorism activities.

Unfortunately, DHS programs and funding are directed to states and excludes tribal government to government participation. The DHS needs to implement agency policy that will provide full participatory rights for tribes thereby enhancing a national homeland security strategy.

<sup>6</sup> Tribes share a 13% allocation with territories, migrant programs, and programs for disabled children.

<sup>7</sup> Tribes receive one percent of mandatory Title IV-B funds if they generate at least \$10,000 under the funding formula and two percent of discretionary Title IV-B funds.

**Housing and Urban Development**

The President has requested \$31.3 billion for HUD, a \$400 million increase in budget authority. The proposal attempts to bolster home ownership opportunities, especially for minority families, through the creation of Housing Assistance for Needy Families and Project-Based Rental Assistance. These proposed programs come at a cost, removing all funding previously designated for the Housing Certificate Fund and Hope VI programs.

HUD (\$ in millions)	FY 2002 Enacted	FY 2003 Estimate	FY 2004 Request
Indian Housing Block Grant	691	641	641
Title VI Loans	6.0	2.0	2.0
Indian Community Development Block Grant	70.0	--	72
Rural Housing and Economic Development (small amt to tribes)	22.0	25	23
Empowerment Zones Round II	45.0	0	0

NCAI Resolution SD-02-023 supports increasing annual appropriations over the next five years for the Indian Housing Block Grant Program in order to achieve a minimum level of \$1 billion per year.

#### Indian Health Service

The budget request includes \$2.889 billion for the Indian Health Service, a \$72 million increase over the FY 2003 estimated funding level.

IHS (\$ in millions)	FY 2002 Enacted	FY 2003 Estimate	FY 2004 Request
Indian Health Services			
Clinical Services	1,802	1,945	1,987
Preventative Health	100	103	108
Urban Health	31	32	32
Indian Health Professions	34	35	35
Tribal Management	2	2	2
Direct Operations	54	55	57
Self-Governance	9	10	10
Contract Support Costs	268	271	271
Diabetes Fund	100	100	150
<b>Total - Indian Health Services</b>	<b>2,390</b>	<b>2,454</b>	<b>2,502</b>
Health Facilities			
Sanitation and Health Facilities	190	166	184
Maintenance	48	53	53
Facilities and Environmental Health	127	134	140
Equipment	13	16	16
<b>Total - Health Facilities</b>	<b>369</b>	<b>363</b>	<b>387</b>

### Justice

The Justice Department request of \$17.7 billion in discretionary spending authority represents a \$642 decrease from the FY 2003 estimate. The top priorities of the department for FY 2004 will be to facilitate the homeland security initiative, a combat corporate fraud, and protect children from predators. Jail Construction in Indian Country has been slashed from the Justice proposal. The BIA has attempted to offset this decision by allocating \$10 million to the construction of tribal detention facilities, ultimately representing a \$14 million loss from FY 2002 levels. Despite requests by tribes for additional funding for Tribal Courts to enhance tribal judicial systems, Tribal Courts Program is actually slated to decrease by a small amount. Even though the general COPS program will suffer an eighty-five percent loss compared to FY 2002 levels, the funding dedicated to tribes will only fall by \$5 million.

DOJ (\$ in millions)	FY 2002 Enacted	FY 2003 Estimate	FY 2004 Request
Jail Construction	24	15	0
Office of Justice Programs Indian Tribal Courts Program <sup>8</sup>	7.98	--	7.91
Alcohol and Substance Abuse	4.99	--	4.44
Juvenile Justice <sup>9</sup>	299	--	251
Tribal Law Enforcement Personnel (COPS Grants) <sup>10</sup>	35	--	30
Title V Incentive Grants for Local Delinquency Prevention	12.5	--	12.5

NCAI Resolution #SD-02-015 calls on Congress to appropriate adequate funds to fully implement the "Indian Tribal Justice Technical and Legal Assistance Act of 2000", P.L. 106-559 but never fully funded.

### Labor

The Labor Department total budget would decrease by \$11.1 billion, to \$58.5 billion in FY 2004, under the President's budget. Of this total, \$11.60 billion would be provided for discretionary programs in FY 2004, \$60 million less than current estimated levels.

<sup>8</sup> To be funded within total amount requested for Justice Assistance Grant Program

<sup>9</sup> FY 2002 Juvenile Justice Funds also can be used for prevention activities focusing on alcohol and drugs.

<sup>10</sup> As in previous years, FY 2002 law enforcement personnel funds can be used for equipment and training.

DOL (\$ in millions)	FY 2002 Enacted	FY 2003 Estimate	FY 2004 Request
Workforce Investment Act - Native Americans	55	55	55
Youth Activities	1,133	1,001	1,001
Youth Opportunity Grants	229	225	44
Job Corps	1,467	1,511	1,573

#### Transportation Department

The budget request of \$53.285 billion for the Department of Transportation represents an increase of over \$3 billion from FY 2003 estimates. The President's proposal includes, among other items, resources to gradually lower highway-related fatalities and new motor carrier safety initiatives.

#### Treasury Department

The President has requested a \$386 million increase in discretionary spending for the Treasury Department, from \$11.01 to \$11.4 billion. A large portion of funds would be redirected to the IRS improve the integrity of the country's tax system by deterring tax evasion, reducing fraud in the Earned Income Tax Credit program, and leveraging the private sector in order to more efficiently collect tax debt owed to the government.

Treasury (\$ in millions)	FY 2002 Enacted	FY 2003 Estimate	FY 2004 Request
Community Development Financial Institutions Fund - Indian	3	5	3

#### Veterans Affairs Department

The President's budget increases the VA's discretionary budget authority from \$25.4 billion to \$28.1 billion, with much of the increase going toward medical care, medicine, and housing for veterans.

VA (\$ in millions)	FY 2002 Enacted	FY 2003 Request	FY 2004 Request
Native American Veterans Housing Loan Program	.54	.56	.56

#### Other Agencies – Smithsonian Institution

The Smithsonian Institution is an instrumentality of the United States that operates 15 museums and a half dozen research facilities to further its mission: "the increase and diffusion of knowledge." The Institution receives two-thirds of its funding from federal appropriations. The remainder comes from its endowment fund, business activities, such as retail shops, and private donations. The 2004 Budget provides \$567 million in federal funding for the Smithsonian. This level supports the opening of the Smithsonian's newest museums—the National Museum of the American Indian in the Fall of 2004.





National Congress of American Indians

**NCAI**

# News

## Summary of the President's FY 2004 Budget Request For Indian Programs

### Highlights

- + **BIA Construction** loses \$63 million, falling from \$452 million to \$389 million while **BIA Operations** receive \$55 million increase, from \$1.835 billion to \$1.890 billion.
- + **Office of Special Trustee** budget climbs 55.3 percent, from \$152 million to \$275 million.
- + **Homeland Security** programs and funding continue to be directed to states, excluding tribal government to government participation.
- + **Indian Health Service** discretionary budget is \$2.889 billion, a \$72 million increase over current estimated funding, largely benefiting diabetes programs.

Please Note: As the FY 2003 budget had not been signed into law at the time the President's budget was released, FY 2003 estimates and, in some cases, FY03 President and Senate proposals, have been substituted where possible.

**Agriculture**

The FY 2004 USDA budget request is \$74 billion, \$1.4 billion more than the previous year. Despite this increase, the American Indian Livestock Feed Program is eliminated and the Indian allocation for the Rural Community Advancement Program \$11 million less than the President's FY 2003 request. The Water/Sewer Grants for Alaska Rural and Native Villages also experiences a setback compared to the President's FY 2003 budget, falling \$8.2 million. The President's budget includes a \$2 million increase in the Native American Endowment Fund, a victory for Tribal Colleges.

USDA (\$ in millions)	FY 2002 Enacted	FY 2003 Estimate	FY 2004 Request
<b>Rural and Economic Development</b>			
Indian Tribal Land Acquisition Loans	2	2	2
Rural Community Advancement Program Indian Set-Aside	24	24*	13
Water/Sewer Grants for Alaska Rural and Native Villages	11.7	7.1*	22.1
Enterprise Zone / Empowerment Community Grants	11.0	9.5*	9.5
Circuit Rider Program	49.4	27	16
Distance Learning and Telemedicine Grants and Loans	2.0	2.0	2.0
Indian Tribal Land Acquisition Loans			
<b>Extension Services</b>			
Tribal Colleges Extension Services	2	--	2
Indian Reservation Agents	2	2	2
<b>Food Programs</b>			
Food Stamps (incl. Food Distribution Program on Indian Reservations)	22,954	26,355	27,851
WIC	4,459	4,766	4,971
Tribal Colleges - Endowment Fund	9	--	11
American Indian Livestock Feed Program	2	6	0

\* Represents President's FY 2003 Request

**Bureau of Indian Affairs and Other Interior Department Programs**

The President has requested essentially level funding for the Department of Interior at \$10.7 billion. However, by pooling resources from other DOI programs, an additional \$168.5 million has been dedicated to Trust management and related activities. Of the programs benefiting from this increase is the Office of Special Trustee, which would garner an additional of \$123 million under the President's budget. To compensate for such increases, BIA construction is slated to lose \$63 million from the estimated FY

2003 budget.

BIA/Interior (\$ in millions)	FY 2002 Enacted	FY 2003 Budget	FY 2004 Request
<b>BIA Operation of Indian Programs</b>			
Tribal Priority Allocations	801	795	800
Other Recurring Programs	669	594	610
Non-Recurring Programs	67	73	76
Central Office Operations	69	81	99
Regional Office Operations	64	76	65
Special Programs/Pooled Overhead	253	277	277
<b>Total - Operation of Indian Programs</b>	<b>1,799</b>	<b>1,835</b>	<b>1,890</b>
<b>BIA Construction</b>			
Education	212	335	303
Public Safety and Justice	7	5	5
Resources Management	53	53	52
General Administration	8	9	8
<b>Total - BIA Construction</b>	<b>302</b>	<b>452</b>	<b>389</b>
Indian Land and Water Claims Settlements			
Miscellaneous Payments To Indians	61	62	56
Indian Guaranteed Loan Program	4	5	6
Office of Special Trustee	99	152	275
Indian Land Consolidation	11	8	21
National Park Service			
Recreation and Preservation (incl. NAGPRA activities)	66	47	48

NCAI Resolution #SPO-01-048 - Supports increases in BIA education programs (Student Transportation, Administrative Cost Grants, Facilities Operations and Maintenance) to meet 100 percent of need.

NCAI Resolution #SD-02-028 supports the need to increase funding through the DOI, BIA, and Area Offices for additional Judges and Attorney Decision Makers to address the Indian Probate Backlogs.

#### Commerce

The budget request for the Commerce Department is approximately \$5.4 billion, \$272 million more than the estimate for the current year. As in the two past years, the Administration has proposed elimination of the Technology Opportunities Program, which has historically provided competitive grants to tribes and tribal organizations for the purpose of expanding telecommunications and technology in their communities.

No funds were requested to establish the Office of Native American Business Development, as authorized in the Native American Business Development, Trade Promotion, and Tourism Act of 2000.

Commerce (\$ in millions)	FY 2002 Enacted	FY 2003 Estimate	FY 2004 Request
Economic Development Administration	366	348	364
Minority Business Development Agency	28	29	29
Public Telecommunications Facilities	43.5	43.6 <sup>1</sup>	0
Technology Opportunities Program	15.5	15.5 <sup>2</sup>	0

**Defense**

The President's budget would increase DoD spending by more than fifteen percent to \$379.9 billion, the biggest percentage increase since 1981. Most of the increases are used to offset improved housing and medical benefits for troops. No funding is explicitly allotted for a war in the Persian Gulf.

The FY 2004 request of \$369 million for Army Environmental Restoration Programs represents almost a \$25 million decrease from FY 2003 levels of \$394 million. Both Navy Environmental Restoration and Air Force Environment Restoration remain at their FY 2003 levels of \$394 and \$256 million, respectively. The FY 2004 request for Formerly Utilized Defense Sites (FUDS) stands at the FY 2003 estimate of \$212 million.

<sup>1</sup> Figure represents the President's FY03 Budget Request

<sup>2</sup> Figure represents FY03 Budget Senate Bill

DoD (\$ in millions)	FY 2002 Enacted	FY 2003 Pres. Request	FY 2004 Request
Operation & Maintenance Mitigation of Environmental Impacts – Tribes	10.0	0	10.0

### Education

The FY 2004 budget request is \$53.1 billion, a 2.8 percent increase over estimates for the 2003 budget. Increases include Title I and special education. The request also reforms vocational education to hold high schools and community colleges accountable for positive student outcomes and provide states the flexibility to use these funds to support ongoing efforts under the No Child Left Behind Act. The proposal increases Pell Grant funding for postsecondary students in order to maintain the maximum award at \$4,000.

Education (\$ in millions)	FY 2002 Enacted	FY 2003 Estimate	FY 2004 Request
Impact Aid			
Basic Support Payments	983	983	868
Facilities Maintenance	8	12	8
Construction and Renovation	48	52	45
Indian Education Act			
Formula Grants to LEAs	120.3	122	122.4
National Activities (Research, Evaluation, and Data Collection)	97	97	97
Special Programs (incl. Indian Teacher Corps)	3.2	5	5
Special Programs (incl. Indian Teacher Corps)	20.0	20	20
Alaska Native Education Equity Assistance Program	24.0	14	14
State Grants for Improving Teacher Quality – BIA Allocation <sup>3</sup>	14.3	14.3	14.3
Strengthening Alaska Native, Native Hawaiian–Serving Institutions	6.0	6.6	4
Strengthening Tribally Controlled Colleges and Universities	18	18	19
Vocational Education			
Tribally Controlled Postsecondary Institutions <sup>4</sup>	7	6.5	0

<sup>3</sup> This grant program, authorized under the Leave No Child Behind Act of 2001, contains a .5% allocation for BIA schools.

Education (\$ in millions)	FY 2002 Enacted	FY 2003 Estimate	FY 2004 Request
Education for Native Hawaiians	31	18	18

### Energy

The budget request for the Department of Energy is \$23.4 billion, \$1.3 billion more than the estimate for FY 2003. Most of the increase is focused on improving security for nuclear weapons.

The administration is requesting \$755 million for Energy Supply, up from FY 2003 estimates of \$675 million. The Energy Supply Tribal Energy Program assists tribes in the development of renewable energy resources and in the creation of energy plans.

Environmental Management (nuclear waste cleanup) has increased to \$7.2 billion from the FY03 request of \$6.99 billion. Almost \$1.1 billion of the amount is set aside to reduce public risk by providing states incentive to revise cleanup plans. However, impacted tribes are excluded from cleanup strategy decisions, such as the controversial reclassification of waste to less hazardous levels, facilitating waste disposal by the DOE. An increase for tribal programs is needed to provide tribes with funding to participate in pre-decision planning for cleanup operations.

### Environmental Protection Agency

The President's budget would increase EPA spending from FY 2003 estimate by \$10 million to \$7,627 million in FY 2004.

The President's request provides more than \$1 billion in grants for States and Tribes to administer environmental programs, the highest level in EPA history. The Clean Water State Revolving Fund is subject to decrease from last year's request of \$1.2 billion to \$850 million, and the Drinking Water State Revolving Fund would remain flat at \$850 million. Under these funding levels, some tribal communities may be challenged by inadequate drinking water systems and/or wastewater treatment facilities.

---

<sup>4</sup> The funding for this program - which funds United Tribes Technical College and Crownpoint Institute of Technology - would be moved to the Higher Education account in FY 2004 and funded at \$6.5 million

The Administration has requested a \$5 million increase for tribal General Assistance Program grants (GAP). There is a serious shortfall for tribal GAP grants after identifying a \$75 million need to meet program requirements. The Superfund cleanup would be allotted \$1.39 billion, an increase from the FY 2003 request of \$1.27 billion.

EPA (\$ in millions)	FY 2002 Enacted	FY 2003 Estimate	FY 2004 Request
Safe Drinking Water State Revolving Fund	850	850	850

**Health and Human Services**

The President has requested \$539 billion for DHHS, representing an increase of \$36.8 billion, or seven percent, over last year's budget request. The budget includes a 2.6 percent growth in discretionary spending with a \$500 million increase for the National Institutes of Health, as well as a \$369 million increase for the Administration for Children & Families. Under the proposal, the Head Start Bureau will receive an additional \$148 million. Of the total DHHS request, approximately \$475.8 billion is devoted to mandatory spending such as Medicare and Medicaid. Funding for the Administration for Native Americans and the Child Care and Development Block Grant program are funded at current levels.

DHHS (\$ in millions)	FY 2002 Enacted	FY 2003 Estimate	FY 2004 Request
Administration on Aging			
Aging Grants for Native Americans	26	26	26
Family Caregivers Program - Tribal Allocation	5.5	5.5	5.5
Administration for Children and Families			
Child Care and Development Block Grant (Discretionary)	2,090	2,090	2,090
Child Care and Development Block Grant (Entitlement) <sup>5</sup>	2,758	2,717	2,717
Head Start <sup>6</sup>	6,537	6,668	6,816
Promoting Safe and Stable Families (Title IV-B, Subpart 2) <sup>7</sup>	375	505	505

<sup>5</sup> Tribes receive between one and two percent of combined discretionary and entitlement funds under the Child Care and Development Block Grant.



DHHS (\$ in millions)	FY 2002 Enacted	FY 2003 Estimate	FY 2004 Request
Administration for Native Americans	46	45	45
Centers for Disease Control	4,450	4,264	4,231
Health Resources and Services Administration	6,071	5,355	5,672
Community Health Centers	1,345	1,458	1,627
Bioterrorism Hospital Preparedness	135	518	518
Health Care Facilities	315	0	0
Ryan White AIDS	1,910	1,911	2,010
National Institutes of Health	23,454	27,243	27,743
Minority Health and Health Disparities	157	186	193
Diabetes and Digestive and Kidney Diseases	1,563	1,703	1,820
Substance Abuse and Mental Health Services Administration	3,136	3,195	3,393

### Homeland Security

The total budget of DHS is \$36.2 billion, an increase from \$28.2 billion in FY 2003. DHS will continue to assess the nation's critical infrastructure (e.g., nuclear power plants, water facilities, telecommunications networks, and transportation systems) and work to ensure that vulnerabilities are addressed:

- research, develop, test, and evaluate capabilities for homeland security specific projects
- implement border security and trade initiatives
- ensure that first responders are properly trained and equipped, including firefighters for terrorist preparedness, and state and local law enforcement anti-terrorism activities.

Unfortunately, DHS programs and funding are directed to states and excludes tribal government to government participation. The DHS needs to implement agency policy that will provide full participatory rights for tribes thereby enhancing a national homeland security strategy.

<sup>6</sup> Tribes share a 13% allocation with territories, migrant programs, and programs for disabled children.

<sup>7</sup> Tribes receive one percent of mandatory Title IV-B funds if they generate at least \$10,000 under the funding formula and two percent of discretionary Title IV-B funds.

**Housing and Urban Development**

The President has requested \$31.3 billion for HUD, a \$400 million increase in budget authority. The proposal attempts to bolster home ownership opportunities, especially for minority families, through the creation of Housing Assistance for Needy Families and Project-Based Rental Assistance. These proposed programs come at a cost, removing all funding previously designated for the Housing Certificate Fund and Hope VI programs.

HUD (\$ in millions)	FY 2002 Enacted	FY 2003 Estimate	FY 2004 Request
Indian Housing Block Grant	691	641	641
Title VI Loans	6.0	2.0	2.0
Indian Community Development Block Grant	70.0	--	72
Rural Housing and Economic Development (small amt to tribes)	22.0	25	23
Empowerment Zones Round II	45.0	0	0

NCAI Resolution SD-02-023 supports increasing annual appropriations over the next five years for the Indian Housing Block Grant Program in order to achieve a minimum level of \$1 billion per year.

#### Indian Health Service

The budget request includes \$2.889 billion for the Indian Health Service, a \$72 million increase over the FY 2003 estimated funding level.

IHS (\$ in millions)	FY 2002 Enacted	FY 2003 Estimate	FY 2004 Request
Indian Health Services			
Clinical Services	1,802	1,945	1,987
Preventative Health	100	103	108
Urban Health	31	32	32
Indian Health Professions	34	35	35
Tribal Management	2	2	2
Direct Operations	54	55	57
Self-Governance	9	10	10
Contract Support Costs	268	271	271
Diabetes Fund	100	100	150
<b>Total - Indian Health Services</b>	<b>2,390</b>	<b>2,454</b>	<b>2,502</b>
Health Facilities			
Sanitation and Health Facilities	190	166	184
Maintenance	48	53	53
Facilities and Environmental Health	127	134	140
Equipment	13	16	16
<b>Total - Health Facilities</b>	<b>369</b>	<b>363</b>	<b>387</b>

### Justice

The Justice Department request of \$17.7 billion in discretionary spending authority represents a \$642 decrease from the FY 2003 estimate. The top priorities of the department for FY 2004 will be to facilitate the homeland security initiative, a combat corporate fraud, and protect children from predators. Jail Construction in Indian Country has been slashed from the Justice proposal. The BIA has attempted to offset this decision by allocating \$10 million to the construction of tribal detention facilities, ultimately representing a \$14 million loss from FY 2002 levels. Despite requests by tribes for additional funding for Tribal Courts to enhance tribal judicial systems, Tribal Courts Program is actually slated to decrease by a small amount. Even though the general COPS program will suffer an eighty-five percent loss compared to FY 2002 levels, the funding dedicated to tribes will only fall by \$5 million.

DOJ (\$ in millions)	FY 2002 Enacted	FY 2003 Estimate	FY 2004 Request
Jail Construction	24	15	0
Office of Justice Programs Indian Tribal Courts Program <sup>8</sup>	7.98	--	7.91
Alcohol and Substance Abuse	4.99	--	4.44
Juvenile Justice <sup>9</sup>	299	--	251
Tribal Law Enforcement Personnel (COPS Grants) <sup>10</sup>	35	--	30
Title V Incentive Grants for Local Delinquency Prevention	12.5	--	12.5

NCAI Resolution #SD-02-015 calls on Congress to appropriate adequate funds to fully implement the "Indian Tribal Justice Technical and Legal Assistance Act of 2000", P.L. 106-559 but never fully funded.

### Labor

The Labor Department total budget would decrease by \$11.1 billion, to \$58.5 billion in FY 2004, under the President's budget. Of this total, \$11.60 billion would be provided for discretionary programs in FY 2004, \$60 million less than current estimated levels.

<sup>8</sup> To be funded within total amount requested for Justice Assistance Grant Program

<sup>9</sup> FY 2002 Juvenile Justice Funds also can be used for prevention activities focusing on alcohol and drugs.

<sup>10</sup> As in previous years, FY 2002 law enforcement personnel funds can be used for equipment and training.

DOL (\$ in millions)	FY 2002 Enacted	FY 2003 Estimate	FY 2004 Request
Workforce Investment Act – Native Americans	55	55	55
Youth Activities	1,133	1,001	1,001
Youth Opportunity Grants	229	225	44
Job Corps	1,467	1,511	1,573

#### Transportation Department

The budget request of \$53.285 billion for the Department of Transportation represents an increase of over \$3 billion from FY 2003 estimates. The President's proposal includes, among other items, resources to gradually lower highway-related fatalities and new motor carrier safety initiatives.

#### Treasury Department

The President has requested a \$386 million increase in discretionary spending for the Treasury Department, from \$11.01 to \$11.4 billion. A large portion of funds would be redirected to the IRS improve the integrity of the country's tax system by deterring tax evasion, reducing fraud in the Earned Income Tax Credit program, and leveraging the private sector in order to more efficiently collect tax debt owed to the government.

Treasury (\$ in millions)	FY 2002 Enacted	FY 2003 Estimate	FY 2004 Request
Community Development Financial Institutions Fund - Indian	3	5	3

#### Veterans Affairs Department

The President's budget increases the VA's discretionary budget authority from \$25.4 billion to \$28.1 billion, with much of the increase going toward medical care, medicine, and housing for veterans.

VA (\$ in millions)	FY 2002 Enacted	FY 2003 Request	FY 2004 Request
Native American Veterans Housing Loan Program	.54	.56	.56

#### Other Agencies - Smithsonian Institution

The Smithsonian Institution is an instrumentality of the United States that operates 15 museums and a half dozen research facilities to further its mission: "the increase and diffusion of knowledge." The Institution receives two-thirds of its funding from federal appropriations. The remainder comes from its endowment fund, business activities, such as retail shops, and private donations. The 2004 Budget provides \$567 million in federal funding for the Smithsonian. This level supports the opening of the Smithsonian's newest museums—the National Museum of the American Indian in the Fall of 2004.

**Kay Culbertson, President**  
**National Council of Urban Indian Health**

**Introduction.** Honorable Chairman and Committee Members, my name is Kay Culbertson. I am the president of the National Council of Urban Indian Health (NCUIH) and a member of the Fort Peck Assiniboine & Sioux Tribes from Poplar, Montana. I am also the Executive Director of Denver Indian Health and Family Services in Denver, Colorado. On behalf of NCUIH, I would like to express our appreciation for this opportunity to address the Committee on the FY 2004 President's Budget Request and its impact on the off reservation Indian population.

Founded in 1998, NCUIH is a membership organization representing urban Indian health programs. Our programs provide a wide range of health care and referral services in 41 cities. Our programs are often the main source of health care and health information for urban Indian communities. In this role, they have achieved extraordinary results, despite the great challenges they face. According to the 2000 census, 66% of American Indians live in urban areas, up from 45% in 1970 and 52% in 1980 and 58% in 1990. We expect that these percentages will continue to increase over the next ten years. It should be added that the American Indian population is widely considered the most undercounted group in the Census. Although the total number of Indians may actually be low, our experience is that the relative percentage of urban versus reservation Indians is accurate. Like their reservation counterparts, urban Indians historically suffer from poor health and substandard health care services.

**Federal Responsibility for Urban Indians.** NCUIH believes that there is a Federal obligation to urban Indians. Congress enshrined its commitment to urban Indians in the Indian Health Care Improvement Act where it provided:

“that it is the policy of this Nation, in fulfillment of its special responsibility and legal obligation to the American Indian people, to meet the national goal of providing the highest possible health status to Indians *and urban Indians* and to provide all resources necessary to effect that policy”

25 U.S.C. Section 1602(a)(emphasis added). In so doing, Congress has articulated a policy encompassing a broad spectrum of “American Indian

people.” Similarly, in the Snyder Act, which for many years was the principal legislation authorizing health care services for American Indians, Congress broadly stated its commitment by providing that funds shall be expended “ for the benefit, care and assistance of the Indians *throughout* the United States for the following purposes: . . . For relief of distress and conservation of health.” 25 U.S.C. Section 13 (emphasis added). As noted above, in Acts of Congress, as well as in both Senate and House reports, there has been an acknowledgment of a Federal responsibility for urban Indians.

The Supreme Court and other Federal courts have also acknowledged that there is a Federal responsibility towards Indians, both on and off their reservation. “The overriding duty of our Federal Government to deal fairly with Indians *wherever located* has been recognized by this Court on many occasions.” *Morton v. Ruiz*, 415 U.S. 199, 94 S.Ct. 1055, 39 L.Ed.2d 270 (1974) (emphasis added), citing *Seminole Nation v. United States*, 316 U.S. 286, 296 (1942); and *Board of County Comm’rs v. Seber*, 318 U.S. 705 (1943). In areas, such as housing, the Federal courts have found that the trust responsibility operates in urban Indian programs. “Plaintiffs urge that the trust doctrine requires HUD to affirmatively encourage urban Indian housing rather than dismantle it where it exists. The Court generally agrees.” *Little Earth of United Tribes, Inc. v. U.S. Department of Justice*, 675 F. Supp. 497, 535 (D. Minn. 1987).<sup>1</sup> “The trust relationship extends not only to Indian tribes as governmental units, *but to tribal members living collectively or individually, on or off the reservation.*” *Little Earth of United Tribes, Inc. v. U.S. Department of Justice*, 675 F. Supp. 497, 535 (D. Minn. 1987) (emphasis added). “In light of the broad scope of the trust doctrine, it is not surprising *that it can extend to Indians individually, as well as collectively, and off the reservation, as well as on it.*” *St. Paul Intertribal Housing Board v. Reynolds*, 564 F. Supp. 1408, 1413 (D. Minn. 1983) (emphasis added).

“As the history of the trust doctrine shows, the doctrine is not static and sharply delineated, but

<sup>1</sup> Congress enunciated its objective with regard to urban Indians in a 1976 House Report: “To assist urban Indians both to gain access to those community health resources available to them as citizens and to provide primary health care services where those resources are inadequate or inaccessible.” H.Rep. No. 9-1026, 94<sup>th</sup> Cong., 2d Sess. 18, reprinted in 1976 U.S. Cong. & Admin. News (USCAN) 2652, 2657.



rather is a flexible doctrine which has changed and adapted to meet the changing needs of the Indian community. This is to be expected in the development of any guardian-ward relationship. *The increasing urbanization of American Indians has created new problems for Indian tribes and tribal members.* One of the most acute is the need for adequate urban housing. Both Congress and Minnesota Legislature have recognized this. The Board's program, as adopted by the Agency, is an Indian created and supported approach to Indian housing problems. *This court must conclude that the [urban Indian housing] program falls within the scope of the trust doctrine . . . ."*

Id. At 1414-1415 (emphasis added).

**This Federal government's responsibility to urban Indians is rooted in basic principles of Federal Indian law.** The United States has entered into hundreds of treaties with tribes from 1787 to 1871. In almost all of these treaties, the Indians gave up land in exchange for promises. These promises included a guarantee that the United States would create a permanent reservation for Indian tribes and would protect the safety and well-being of tribal members. The Supreme Court has held that such promises created a trust relationship between the United States and Indians resembling that of a ward to a guardian. See *Cherokee Nation v. Georgia*, 30 U.S. 1 (1831). As a result, the Federal government owes a duty of loyalty to Indians. In interpreting treaties and statutes, the U.S. Supreme Court has established "canons of construction" that provide that: (1) ambiguities must be resolved in favor of the Indians; (2) Indian treaties and statutes must be interpreted as the Indians would have understood them; and (3) Indian treaties and statutes must be construed liberally in favor of the Indians. See *Felix S. Cohen's Handbook of Federal Indian Law*, (1982 ed.) p. 221-225. Congress, in applying its plenary (full and complete) power over Indian affairs, consistent with the trust responsibility and as interpreted pursuant to the canons of construction, has enacted legislation addressing the needs of off-reservation Indians.

The Federal courts have also found, that the United States can have an obligation to state-recognized tribes under Federal law. See *Joint Tribal Council of Passamaquoddy v. Morton*, 528 F.2d 370 (1<sup>st</sup> Cir. 1975). Congress has provided, not only in the IHCA,<sup>2</sup> but also in NAHASDA, that certain state-recognized tribes or tribal members are eligible for certain Federal programs. 25 U.S.C. Section 4103(12)(A).

In the context of all of this law, NCUIH strongly believes that the Federal government's trust obligation to protect American Indians does not stop at the reservation boundary.

Urban Indian communities have principally developed as a result of misguided Federal programs or actions, such as the Bureau of Indian Affairs relocation program, which relocated 160,000 Indians to cities between 1953 and 1962. Today, the children, grandchildren and great-grandchildren of these Indians continue to reside in these cities. They maintain their tribal identity even if, in some cases, they have been unable to re-establish ties, including formal membership, with their tribes. While most, but not all, urban Indians are enrolled in federally recognized tribes, all are Indian descendants. Their circumstances are principally the result of Federal Indian policies; they are deserving, morally and legally, of support from the Federal government in achieving the highest possible health status.

There are a number of Federal programs and policies which have led to the formation of the urban Indian population, including:

- (1) the BIA relocation program relocated 160,000 Indians to cities between 1953 and 1962. Today, the children, grandchildren and great-grandchildren of these Indians are still in these cities.
- (2) the failure of Federal economic policies on reservations has forced many Indians to seek economic refuge in the cities;

---

<sup>2</sup> As originally conceived, the purpose of the Indian Health Care Improvement Act was to extend IHS services to Indians who live in urban centers. Very quickly, the proposal evolved into a general effort to upgrade the IHS. See, *A Political History of the Indian Health Service*, Bergman, Grossman, Exdrich, Todd and Porquera, *The Milbank Quarterly*, Vol. 77, No. 4, 1999.

- (3) the Federal policy of "terminating" tribes in the 1950s and 1960s, many of which have not yet been restored to recognition;
- (4) The marginalization of tribal communities such that they exist but are not federally recognized;
- (5) Indian service in the U.S. military brought Indians into the urban environment;
- (6) the General Allotment Act resulted in many Indians losing their lands and having to move to nearby cities and towns;
- (7) court-sanctioned adoption of Indian children by non-Indian families; and
- (8) Federal boarding schools for Indians.

Some of these federal policies were designed to force assimilation and to break-down tribal governments; others may have been intended, at some misguided level, to benefit Indians, but failed miserably. One of the main effects of this "course of dealing," however, is the same: the creation of an urban Indian community.

**Indian Health Care Improvement Act.** In 1976, Congress passed the Indian Health Care Improvement Act. The original purpose of this act, as set forth in a contemporaneous House report, was "to raise the status of health care for American Indians and Alaska Natives, *over a seven-year period*, to a level equal to that enjoyed by other American citizens." House Report No. 94-1026, Part I, p.13 (emphasis added).<sup>3</sup>

<sup>3</sup> "The American Indian has demonstrated all too clearly, despite his recent movement to urban centers, that he is not content to be absorbed in the mainstream of society and become another urban poverty statistic. He has demonstrated the strength and fiber of strong cultural and social ties by maintaining an Indian identity in many of the Nation's largest metropolitan centers. Yet, at the same time, he aspires to the same goal of all citizens—a life of decency and self-sufficiency. The Committee believes that the Congress has an opportunity and a responsibility to assist him in achieving this goal. It is, in part, because of the failure of former Federal Indian policies and programs on the reservations that thousands of Indians have sought a better way of life in the cities. His difficulty in attaining a sound physical and mental health in the urban environment is a grim reminder of this failure."

"The Committee is committed to rectifying these errors in Federal policy relating to health care through the provisions of title V of H.R. 2525. Building on the experience of previous Congressionally-approved urban Indian health prospects and the new provisions of title V, urban Indians should be able to begin exercising maximum self-

The Senate has recognized that Congress also has an obligation to provide health care for Indians, that includes providing health care to those who live away from the reservation.

“The responsibility for the provision of health care, arising from treaties and laws that recognize this responsibility as an exchange for the cession of millions of acres of Indian land *does not end at the borders of an Indian reservation*. Rather, government relocation policies which designated certain urban areas as relocation centers for Indians, have in many instances forced Indian people who did not [want] to leave their reservations to relocate in urban areas, and *the responsibility for the provision of health care services follows them there.*”

Senate Report 100-508, Indian Health Care Amendments of 1987, Sept. 14, 1988, p. 25 (emphasis added).

It has been twenty-seven years since Congress committed to raising the status of Indian health care to equal that of other Americans, and eighteen years since the deadline for achieving it has passed. And yet, Indians, whether reservation or urban, continue to occupy the lowest rung on the health care ladder, with the poorest access to America’s vaunted health care system.

**FY 2004 Budget Request.** Although the road ahead to equal health care still appears to be a long one for Indians, including urban Indians, NCUIH believes that increased funding for Indian health is a step in the right direction. The FY 04 President’s Budget request for the Indian Health

---

determination and local control in establishing their own health programs.”

Pub. L. 94-437, House Report No. 94-1026, June 8, 1976, reprinted in 1976 U.S. Cong. & Admin. News (USCAN) 2652 at p. 2754.

Service is \$3.6 billion, a net increase of \$130 million. However, the Budget request keeps spending for urban Indian programs flat. Of course, NCUIH supports any increase to the IHS budget, but that same increase should also be reflected in the specific budget for urban Indian programs. Just like the on-reservation programs, urban Indian programs have experienced a constant increase in the demand for our services. In fact, the increase in the urban area is likely greater than the increase on the reservation. We also must address the medical inflation rate. A zero percent (0%) increase in the FY 2004 budget for urban Indian programs really amounts to a devastating decrease in our actual ability to serve our client populations.

**Urban Indian Health Programs are funded within the Indian Health Service budget at a small fraction of the percentage of urban Indians in the Indian population.** In FY 2003, Urban Indian Health Programs received 1.12% of the total Indian Health Service budget, although urban Indians, according to the 2000 census, constituted 66% of the total American Indian population. In 1979, at a time when urban Indians made up a smaller percentage of the overall Indian population, the urban Indian programs received 1.48% of the Indian Health Service budget. These figures indicate a dramatic decline in the level of funding for urban Indian health programs. As a result of this lessened funding, urban Indian programs can only service 95,767 of the estimated 605,000 urban Indians eligible to receive services.

NCUIH acknowledges that there are some sound reasons why the lion's share of the IHS budget should go to reservation Indians. However, we believe that the disparity is too great. All Indian people are connected. Disease knows no boundaries. There is substantial movement back and forth from reservation to urban Indian communities. The health of Indian people in urban areas affects the health of Indian people on reservations, and visa versa. With the 2000 census showing that 66% of the Indian population now resides in urban areas, we strongly believe that the health problems associated with the Indian population can be successfully combated only if there is significant funding directed at both the urban and reservation populations.

**To address this disparity, in an amount that urban Indian programs could**

effectively put to use immediately, NCUIH recommends a \$6 million dollar increase to President Bush's proposed FY 2004 budget for Urban Indian programs. This would lift funding for such programs from \$29,947,000 to \$35,947,000. While this will not address the total need, it will help to further increase access to and provide quality of care for urban Indians as a beginning to close the funding disparity for off reservation tribal people

The proposed increase would have a huge positive impact on the provision of urban Indian health care. A \$6 million increase for urban Indian health programs would provide much needed resources to allow the recruitment and retention of personnel essential to the provision of health care in the urban centers and would enhance the integration of clinical expertise from medical, behavioral health, and community health staff in order to more effectively address the top identified health problems. In addition, such an increase in funding would enable the urban Indian programs to offset increasing expenses as a result of inflation, which is greater in the medical field than in other areas, and continue to build an information infrastructure that is essential to the provision of quality services for these Indian communities. Consistent information infrastructure for urban Indian communities is vitally needed, often state and local statistics misclassify or provide little information regarding American Indians in their states due to the size of the population when compared with other ethnic groups.

The unmet need for Urban Indian Healthcare is \$1.5 billion. The Indian Health Service has the ability, within its proposed FTE levels, to expend the proposed \$6 million if appropriated. The increase will enable Urban Indian Health to elevate the level of services in several urban centers from outreach and referral services to the provision of direct medical services, provide resources to existing urban Indian Health programs to improve basic health care for a increasing urban Indian population in the areas of alcohol & substance abuse, diabetes, cancer, mental health, elder health, heart disease, dental health, domestic & community violence, and infectious disease. The increase will facilitate the establishment of at least one center of excellence to provide resources for training and technical assistance to the urban Indian health programs and to augment the resources of the newly

developing Urban Indian Health Institute Epidemiology Center in Seattle, Washington.

**Diabetes Funding** Urban Indian health programs received a 5% set aside, \$5,000,000 to provide primary and secondary treatment for diabetics. This increase in funding has allowed programs to provide services that were not provided in the past. Although many urban health programs now have diabetic registries, fitness programs, weight loss groups, and increased access to specialty care; there is a continued need for medication purchase, dental care, renal care and treatment for other diabetic complications.

NCUIH supports the establishment of a ten-percent (10%) set-aside of IHS diabetes funding to be provided to urban Indian diabetes programs. Diabetes has reached epidemic proportions, not only for reservation Indians, but also for the urban Indian community. For example, the prevalence level of diabetes mellitus among the urban Indian community served by the Boston urban Indian health program is 10.4%; for the Portland, Oregon urban Indian community it is 10%. It is important to educate and address the entire Indian community on this issue if true progress is going to be made.

---

<sup>4</sup> Congress enunciated its objective with regard to urban Indians in a 1976 House Report: "To assist urban Indians both to gain access to those community health resources available to them as citizens and to provide primary health care services where those resources are inadequate or inaccessible." H.Rep. No. 9-1026, 94<sup>th</sup> Cong., 2d Sess. 18, reprinted in 1976 U.S. Cond Cong. & Admin. News (USCAN) 2652, 2657.

<sup>5</sup> As originally conceived, the purpose of the Indian Health Care Improvement Act was to extend IHS services to Indians who live in urban centers. Very quickly, the proposal evolved into a general effort to upgrade the IHS. See, *A Political History of the Indian Health Service*, Bergman, Grossman, Erdrich, Todd and Forquera, *The Milbank Quarterly*, Vol. 77, No. 4, 1999.

**Conclusion.** America is nowhere near the lofty goal, set by the Congress in 1976, of achieving equal health care for American Indians, whether reservation or urban. NCUIH challenges this Committee to think in terms of that goal as it considers the President's FY 04 Budget Request and provide additional funding that will result in the betterment of health for all Indian people regardless of where they live and reduce health disparities for Indian people. NCUIH thanks this Committee for this opportunity to provide testimony. We strongly urge your positive action on the matters we have addressed today.



**STATEMENT OF THE  
NATIONAL INDIAN EDUCATION ASSOCIATION  
ON THE  
PRESIDENT'S FISCAL YEAR 2004 BUDGET REQUEST  
BEFORE THE  
SENATE COMMITTEE on INDIAN AFFAIRS**

**Submitted By  
John W. Cheek  
Executive Director**

**February 26, 2003**

**T**he National Indian Education Association (NIEA) is the oldest and largest national organization representing the education concerns of over 3,000 American Indian, Alaska Native and Native Hawaiian educators, tribal leaders, school administrators, teachers, parents, and student members. NIEA would like to submit this statement on the President's Fiscal Year 2004 (FY2004) budget as it affects American Indian, Alaska Native and Native Hawaiian education.

The National Indian Education Association is very concerned about Federal funding for Indian Education programs in this period of great uncertainty for America. There are clearly many demands on the budget and the relative priority status of Education seems in some doubt as we review the President's budget proposal. Particularly troublesome is the proposed tax cut that seems designed to reduce the amount of discretionary funding for the foreseeable future, immediately following the imposition of many Federal mandates that affect all public education programs that receive Federal funding. The No Child Left Behind Act (NCLB) contains many promises and mandates. Most of these are expensive and without the requisite funding to support them, the new education law risks falling short of its intended goal. Unfortunately, the President's FY2004 budget request for education is not consistent with the amounts authorized in the bipartisan legislation.

**U.S. DEPARTMENT OF EDUCATION**

Overall, there is a 5.6% increase over the FY 2003 President's budget requested in the President's FY2004 Budget. Many of the Department of Education (DoEd) programs have an impact on Indian students attending both public and BIA funded schools. Through an

arrangement where the DoEd treats the BIA as a "51<sup>st</sup>" state, many programs are authorized with a percentage set-aside for the BIA. These flow through dollars now equal over 1/3 of the total budget for BIA school programs.

**Office of Indian Education - \$122,300,000 NIEA requested increase of \$7,035,000**

In FY 2002, this program received a significant increase. That amount was increased by an additional \$2 million in FY 2003 and remains constant in the FY 2004 budget request. NIEA supports this level of funding but recommends an additional \$7 million to cover funding for reauthorized programs that have yet to be funded. The following increases include: covering cost of living pay increases of \$400,000; \$1 million to re-invest in the American Indian Administrator's Corps program; \$3 million for Indian fellowships; \$1 million for tribal education departments; and \$1 million for adult education programs. The National Advisory Council on Indian Education (NACIE) funding level request is recommended at \$500,000.

<b>Department of Education, Office of Indian Education</b>		
	<b>FY04</b>	<b>FY04</b>
<b>PART A, Indian Education</b>	<b>PRES REQUEST</b>	<b>NIEA REQUEST</b>
<b>Subpart 1, Grants to Local Education Agencies</b>		
LEAs	\$97,133,000	\$97,133,000
<b>Subpart 2, Special Programs for Indian Children</b>		
Educational Services for Indian Children	\$11,000,000	\$11,000,000
American Indian Teacher Training <sup>1</sup>	\$9,000,000	\$9,000,000
American Indian Administrator Initiative	\$0	\$1,000,000
Peer Review	\$0	\$0
<b>Subpart 2, Subtotal</b>	<b>\$20,000,000</b>	<b>\$21,000,000</b>
<b>Subpart 3, National Activities</b>		
Statistics and Assessment	\$5,200,000	\$5,235,000
Indian Fellowships	\$0	\$3,000,000
Gifted and Talented Programs	\$0	\$0
Grants for Tribes for Education Admin/Plan/Dev	\$0	\$1,000,000
Adult Education	\$0	\$1,000,000
<b>Subpart 3, Subtotal</b>	<b>\$5,200,000</b>	<b>\$10,235,000</b>
<b>Subpart 4, Federal Administration</b>		
Office of Indian Education	(Gen. Admin)	(Gen. Admin)
National Advisory Council on Indian Education (Est)	(\$50,000)	\$500,000
<b>Subpart 4, Subtotal</b>	<b>\$0</b>	<b>\$500,000</b>
<b>Miscellaneous (recommended by NIEA)</b>		
Cost of Living Adjustment	\$0	\$400,000
<b>OFFICE OF INDIAN EDUCATION TOTAL</b>	<b>\$122,333,000</b>	<b>\$129,368,000</b>
<b>PART B</b>		
Education for Native Hawaiians	\$18,300,000	\$18,300,000
<b>PART C</b>		
Alaska Native Education	\$14,200,000	\$14,200,000

**Department of Education, Office of Indian Education (OIE) Program Detail**

- **Formula Grants to LEAs. FY04 Request - \$97.1 million, (FY03 Level, 97.1 million)**  
The Department estimates that this funding assists 421,000 Indian students attending public and 42,000 students attending Bureau of Indian Affairs (BIA) schools for a total of 463,000 students.
- **Special Programs for Indian Children. FY04 Request - \$20 million (FY03 Level, \$20 million)**  
*NIEA Requested Amount of \$21 million*  
The \$1 million increase would allow the American Indian Administrators Corps to again receive funding. The Special Programs category includes the following authorizations:
  - 1) Improvement of Educational Opportunities for Indian Children - \$11 million
  - 2) Professional Development
  - 3) American Indian Teacher Training - \$9,000,000
  - 4) American Indian Administrator Initiative - *Fund at \$1 million*
- **National Activities. FY04 Request - \$5.2 million, (FY03 Level, \$5.2 million)**  
*NIEA Requested Amount of \$10.2 million.*  
National Activities now includes former subpart 2 programs that are authorized but not funded. This request would provide for research to augment the Year 2000 National Center for Education Statistics (NCES) Schools and Staffing Survey (SASS) and other data collection efforts. NIEA supports funding this activity through the Department's statistical agency, the National Center for Educational Statistics. National Activities includes the following authorizations:
  - 1) Statistics and Assessment - \$5.2 million
  - 2) Fellowships for Indian Students - *NIEA recommends \$3 million;*
  - 3) Gifted and Talented Education
  - 4) Grants to Tribes for Education Administration Planning and Development - *NIEA recommends \$3 million.*
  - 5) Adult Education - *NIEA recommends \$1 million.* This program was last funded in 1995 when it received \$5.4 million for 30 projects to carry out educational programs specifically for Indian adults.
- **Federal Administration. FY04 Request - Gen. Admin.**  
*NIEA recommends funding the National Advisory Council on Indian Education (NACIE) at \$500,000 and cost of living adjustments at \$400,000.*  
NACIE has been without an office in the U.S. Department of Education since 1996. The fifteen-member Presidential council is authorized under the 1972 Indian Education Act to advise the Congress and the Secretary of Education on the needs in Indian education. Given the recently approved consultation policy approved by Secretary Paige, reinstating the NACIE office would be appropriate.
- **Education for Native Hawaiians. FY04 Request - \$18.3 million, (FY03 Level, \$18.3 million in FY03)**

Programs under this authority include curriculum development, teacher training and recruitment, higher education, special education, community-based learning centers, family-based education and gifted and talented programs.

- **Alaska Native Education Equity. FY04 Request - \$14.2 million (FY03 Level, \$14.2 million in FY03)**

Funding under this authority provide for student enrichment, preschool programs, teacher training and recruitment, and curriculum development.

<sup>1</sup> **Need for American Indian Administrators Corps Funding**

The majority of schools serving large numbers of American Indian students are failing. The NCLB initiative has compelled schools to examine the conditions of need, identify strategies to improve student learning, and plan professional development approaches to prepare teachers and administrators for the increasing expectations and accountability for increased student achievement.

A handful of Indian educational leaders such as Dr. Stuart Tonemah, Dr. Grayson Noley, Dr. John Tippeconnic, Dr. William Demmert, Mark Sorensen, and Dr. Rick St. Germaine have, in the past several years, undertaken culturally appropriate programs of school administrator training. They have learned from cohorts of American Indian school administrators enrolled in their training programs that threats to school stability and reform take the form of increasing enrollments, shortages of teacher and administrator pools, dilapidated buildings, school security, evolving technologies, growing at-risk circumstances of students, and a host of other chronic challenges that complicate the already taxing responsibilities of the school leader.

What professional development focus is occurring in Indian Country is targeted for instructional staff. Indian school administrators are being left behind, in many cases, by their own decision-making. The NCLB movement in Indian education will not be met unless administrators of schools serving large numbers of American Indian students are also included in training milieu.

The phenomenal Indian school revolution that is going to be required to transform failing schools into student performance institutions under the NCLB initiative will require more effective and motivated school principals to actually launch the transformation effort in the schools. The Indian educational leaders above have learned this in several short years.

Our school administrators need specialized leadership training, motivation, and encouragement; mentoring and support in order to undertake the school improvement development required by NCLB. To focus training only on teacher improvement may be misguided and incomplete.

The School Leadership for the 21st Century Initiative, a comprehensive study of school leadership needs conducted by the Institute for Educational Leadership in the early 2000s, found that America's schools must promote individualized preparation programs for school administrators in a variety of quality and sustaining ways. The 2000 Study of the American School Superintendency by Glass, Bjork and Brunner (2000) found that lack of hands-on

application of training and failure to link content to practice has contributed to widespread school shortcomings.

The Report of the Task Force on the Principalship of the Institute for Educational Leadership (2000) has concluded that efforts must be taken to revamp principal preparation programs that focus on instructional, community and visionary leadership roles in improving student learning. Without stronger leaders focused on the sole purpose of student learning supported by leadership development programs, school change efforts will be embraced by teaching staff but not endorsed by school administrators. It is essential that school leaders be included in the professional development schemes of NCLB.

The Administration's plan to omit the school administrator training from their professional development program is short-sighted, misguided, and fails to account for the leadership element sorely needed to launch the comprehensive school improvement initiative called for in NCLB. NIEA strongly recommends that funding be directed back into the American Indian Administrators Corps in the FY2004 budget.

#### **OTHER DEPARTMENT OF EDUCATION PROGRAMS BENEFITTING AMERICAN INDIANS INCLUDING THOSE ATTENDING BIA SCHOOLS**

*Amounts listed next to program are amounts expected to be received by BIA or non-BIA schools serving Indian students in FY2004. The FY2003 levels are based on the President's Request, which in some cases, is not the final appropriated amount.*

- **Title I. FY04 Request - \$12.4 billion, (FY03 Level, \$11.035 billion)**  
*NIEA requested amount for Title I - \$18.5 billion*  
*BIA Set-Aside Amount - \$85 million*  
 The Title I program is designed with the No Child Left Behind Act (NCLB) in mind. Higher accountability standards are an integral part of the new law and will include Indian students attending BIA Schools. BIA and outlying regions receive one percent of the Title I grants to LEAs. All 50,000 Indian students in the Bureau system will benefit from Title I services. The authorized amount in the NCLB is \$18.5 billion for FY 2004, \$6 billion more than the requested amount. BIA schools will receive \$85 million from this program at the request level. NIEA believes that the requested funding for this program is inadequate. NIEA supports funding at the authorized level of \$18.5 billion for this critical program.
- **Reading First State Grants. FY04 request - \$1.050 billion (FY03 Level, \$1 billion)**  
*BIA Set-Aside Amount - \$5.3 million*  
 The Reading First State Grants Program is a new program established under the No Child Left Behind Act in FY2002. BIA receives 0.5 percent of the State Grants funding. The President's request for Reading First State Grants is over \$1 billion. The FY 2004 budget requests \$50 million more than the FY2003 budget. NIEA supports this request, and is in agreement that this is an important focal point for the early grades in school.

- **Early Reading First. FY04 request - \$100 million (FY03 Level, \$75 million)**  
**BIA Set-Aside Amount - \$5.3 million**  
 The President requests an additional \$25 million for this important program begun in FY 2002. NIEA strongly supports this request, again with the understanding that much of academic success is determined early in the lives of children.
- **Comprehensive School Reform. FY04 Request - \$0 (FY03 Level, \$235 million)**  
**BIA Set-Aside Amount - \$0**  
 The FY03 allocation of one percent was \$1.7 million for BIA schools. The Comprehensive School Reform program is recommended for zero funding in FY2004. The program funding for scientifically based research to help schools meet challenging state standards.
- **Event Start. FY04 Request - \$175 million (FY03 Level, \$200 million)**  
**BIA Set-Aside Amount - \$3 million.**  
 The Department of Education is requesting a \$25 million for the Even Start program. The program incorporates early childhood education, adult literacy, parenting education, and parent/child literacy activities.
- **Literacy Through School Libraries. FY04 Request - \$27.5 million (FY03 Level, \$12.5 million)**  
**BIA/Outlying Area Set-Aside Amount - \$20,000 estimated**  
 Literacy Through School Libraries is a new program under the No Child Left Behind Act and is requested at \$12.5 million. The program will help high-poverty school districts provide students with high-quality library services.
- **Improving Teacher Quality State Grants. FY04 Request - \$2.85 billion (FY03 Level, \$2.85 Billion)**  
**BIA Set-Aside Amount - \$14.2 million.**  
 Funds are used to strengthen the skills and knowledge of teachers and administrators to enable them to improve student achievement, development, and retention. The program consolidates the former Eisenhower Professional Development and Class-Size Reduction programs. The BIA will receive 0.5 percent of the \$2.85 billion request.
- **Safe and Drug-Free School and Communities. FY04 Request - \$422 million (FY03 Level, \$472 million)**  
**BIA Set-Aside Amount - \$4.75 million.**  
 BIA schools will receive one percent of the state grants funding under this program to create and maintain drug-free, safe, and orderly environments to drug and violence prevention. The FY2004 request is \$422 million and a \$4.75 million Indian set-aside. Native Hawaiians receive 0.2 percent of the program dollars for an approximate total of \$994,000.
- **Impact Aid. FY04 Request - \$1.02 billion (FY03 Level, \$1.140 billion)**  
**NIEA requested amount for Impact Aid - \$1.140 billion**  
 The Impact Aid program provides funding to LEAs under three separate categories including Basic Support, Payments for Children with Disabilities, and Construction. This program

provides funding to public schools that are impacted by large amounts of non-taxable Federal (or Indian) land and students that reside on that land. There was an unexplained reduction of \$3 million requested in the President's FY 2003 proposal and a reduction of \$115 million in the FY 2004 request related to the elimination of funding for Part B children, (those who live on Federal land or have a parent working on Federal land but not both). NIEA believes that the proposed change which eliminates the eligibility of Part B students does not affect Indian students but appears to penalize children of military personnel. For this reason, and in light of pending military action, NIEA cannot support a reduction in Impact Aid funding in FY2004. There seems to have been no change in the authorization of this program and no justification for the change in eligibility, so we cannot support the change. Since the majority of the funding goes to staff salaries, we request that the overall funding available for the basic program for Part A students be increased by at least the rate of annual cost of living increases.

- **Basic Support Payments (\$462 million).** Basic Support Payments provide the payments to LEAs in lieu of taxes for Indian children residing on Indian lands or other federally-connected lands which cannot be taxed. Approximately 128,000 Indian children living on Indian lands generate forty percent of the total Impact Aid allocation.
- **Payments for Children with Disabilities (\$21 million).** Impact Aid provides funding for special education-related services for approximately 18,700 Indian children which live on Indian lands and attend public schools. The Administration is requesting \$50 million under this program.
- **Construction (\$36 million).** Construction funds are included under Impact Aid and provide \$9 million in formula funds to districts on behalf of students residing on Indian lands. An additional \$27 million is provided for competitive construction grants. The President's FY2004 request for construction is \$45 million.
- **English Language Acquisition. FY04 Request - \$665 million (FY03 Level, \$665 million)**  
**BIA Set-Aside Amount - \$55 million**  
 This program is the same as the former Bilingual Education program and supports the education of limited English proficient students. A 0.5 percent set-aside is allowed for American Indian and Alaska Native children and equals approximately \$5 million. An additional \$50 million is estimated to serve Indian students enrolled in public schools.
- **21<sup>st</sup> Century Community Learning Centers. FY04 Request - \$600 million (FY03 Level, \$1 billion)**  
**NIEA Requested Amount - \$1.2 billion**  
**BIA Set-Aside Amount - \$4.3 million**  
 The No Child Left Behind Act converted this program from a national competition to a state formula grant program with state educational agencies. One percent is reserved for the BIA and outlying areas. The fiscal year 2003 request of \$1 billion would provide \$7 million to the BIA. This program provides after hours learning opportunities for children who attend low performing schools or are low income. This amount would continue the program at only sixty percent of its previous level due to disappointing findings with regard to the

- effectiveness of the program in influencing student behavior and academic performance. NIEA supports this program and would like to see it expanded so that more schools could participate. Instead, the President proposes a forty percent cut due to “disappointing early results.” We think this is shortsighted. More resources, rather than less, are needed if the goals of NCLB are going to be realized.
- **Education Technology State Grants. FY04 Request - \$700.5 million (FY03 Level, \$700.5 million)**
  - ***BIA Set-Aside Amount - \$5.1 million***  
The Education Technology State Grants program supports efforts to integrate technology into curricula to improve teaching and learning. One percent is available for the BIA and would equal approximately \$5.1 million for BIA schools. The FY2004 request is \$700 million.
- **Grants for State Assessments. FY04 Request - \$390 Million (FY03 Level, \$387 million)**
  - ***BIA Set-Aside Amount - \$1.85 million***  
The grants for the State Assessments program helps states develop and implement the additional assessments required by the No Child Left Behind Act. With a 0.5 percent set-aside, the BIA would receive approximately \$1.85 million of the \$390 million request.
- **Education for Homeless Children and Youth. FY04 Request - \$50 Million (FY03 Level, \$50 million)**
  - ***BIA Set-Aside Amount - \$500,000***  
The BIA received one percent of the \$50 million request for educational services for homeless youth.
- **Vocational Education. FY04 Request - \$1 billion (FY03 Level, \$1.3 billion)**
  - ***Indian Set-Aside - \$14.75 million for Indian And Alaska Native tribes and organizations and \$2.95 million for Native Hawaiian organizations***  
Vocational education, and programs for Indians, Alaska Natives and Native Hawaiians, are expected to be reauthorized beginning in FY2004 and may undergo change. Currently, Indian programs receive 1.25 percent and Native Hawaiians receive .25 percent of the State Grants under the Vocational Education program. The program supports academic, vocational, and technical skills of students in high schools and community colleges.
- **Tribally Controlled Postsecondary Vocational and Technical Institutions. FY04 Request - \$6.5 million (FY03 Level, \$6.5 million)**
  - This program provides competitive grants for the operation and improvement of tribally controlled postsecondary vocational and technical institutions.
- **Higher Education Aid for Institutional Development. FY04 Request - \$385.2 million (FY03 Level, \$373.8 million)**
  - ***Strengthening Tribally Controlled Colleges and Universities - \$19 million***  
Authorized under this program are 1-year planning and 5-year development grants that enable institutions to improve and expand their capacity to serve American Indian



students. There is an increase of \$907,000 in this program over the FY 2003 request. NIEA supports this increase, but must point out that the increase will barely cover the pay cost of personnel under this program.

- **Strengthening Alaska Native and Native Hawaiian-Serving Institutions - \$4.48 million**  
Authorized under this program are 1-year planning and 5-year development grants that enable institutions to improve and expand their capacity to serve Alaska Native and Native Hawaiian students. The FY04 request is \$2.4 million less than the FY03 amount.
- **Special Education. FY04 Request - \$10.7 billion (FY03 Level, \$9.687 billion)**
  - **Grants to States - \$82.5 million**  
The BIA is expected to receive 1.226 percent of the \$9.5 billion Special Education Grants to States appropriation. Approximately 8,500 Indian students in the BIA system would be served with disability education services.
  - **Grants for Infants and Families - \$5.5 million**  
The BIA will receive funding under the Grants for Infants and Families authorization under the Special Education program.
- **Vocational Rehabilitation. FY04 Request - \$2.668 million (FY03 Level, \$2.616 million)**  
**Grants to Indians - \$27.6 million**  
The Rehabilitation Act requires that between 1.0 percent and 1.5 percent of the funds appropriated under the State Grants program be set-aside for Indian tribes to provide vocational rehabilitation services to American Indians with disabilities living on reservations.
- **Pell Grants. FY04 Request - \$12.715 billion, (FY03 Level, \$10.683 billion)**  
**NIEA requested amount -- \$14 billion**  
This request includes an increase of \$1.9 billion. The President's proposal would continue these grants at a maximum of \$4,000 per year. Since costs of college continue to rise, this maximum is not regarded by many as sufficient and should at least be raised in amounts equal to rises in college tuition. While the overall amount of the line item is increased, the amount available for grants is decreased, probably due to over expenditures in the program from previous years. NIEA strongly supports an increase in the amount of grant money available and recommends an increase in the maximum amount for these grants to \$4,500. Students need to be encouraged to attend and stay with their college programs. Costs have risen significantly and these grants must make some effort to keep pace. This fund is critical to the continuing education of many American Indian students and NIEA supports an increase to \$14 billion for this program.

Below is a table showing the FY2003 and FY2004 set-aside funding levels by Department of Education program for the Bureau of Indian Affairs. These programs assist the BIA in ensuring that core education programs also benefit Indian students attending school operated by the Department of Interior.

**INDIAN TRIBES SET-ASIDES**  
**U.S. DEPARTMENT OF EDUCATION FUNDING, FY2002-FY2004 Request**

	2002	2003	2004 REQUEST
Goals 2000 - State & Local Educ. Systemic Improvement	\$0	\$0	\$0
Technology Literacy Challenge Fund	\$5,148,675	\$5,148,675	\$5,148,675
ESEA Title I - Grants to LEAs	\$76,821,335	\$78,005,952	\$85,197,780
ESEA Title I - Even Start	\$0	\$0	\$0
ESEA Title I - Demo./Comprehensive School Reform	\$1,647,765	\$1,690,075	\$0
Class-Size Reduction	\$0	\$0	\$0
Eisenhower Professional Development State Grants	\$0	\$0	\$0
Safe and Drug-Free Schools & Communities, St Grants	\$4,750,000	\$4,750,000	\$4,750,000
Education for Homeless Children and Youth	\$500,000	\$500,000	\$500,000
Special Education - Grants to States	\$79,377,301	\$80,985,395	\$82,548,820
Special Education - Grants for Infants & Families	\$5,148,148	\$5,395,062	\$5,518,519
Vocational Rehabilitation State Grants	\$25,998,000	\$26,804,000	\$27,600,000
Protection and Advocacy of Individual Rights	\$63,384	\$63,384	\$74,559
Vocational Education State Grants	\$14,750,000	\$14,750,000	\$0
Fund for the Improvement of Educ., Comp. Sch. Reform	\$750,000	\$0	\$0
Reading First	\$4,500,000	\$5,000,000	\$5,250,000
Improving Teacher Quality State Grants	\$14,178,750	\$14,178,750	\$14,178,750
21st Century Community Language Centers	\$7,011,765	\$7,191,809	\$4,315,085
State Assessments and Enhanced Assessment Instruments	\$1,850,000	\$1,900,000	\$1,950,000
Rural and Low-Income Schools Program	\$406,250	\$0	\$0
Language Acquisition State Grants	\$5,000,000	\$5,000,000	\$5,000,000
State Agency Program - Neglected & Delinquency	\$800,000	\$800,000	\$800,000
Secondary & Technical Education State Grants -	\$0	\$0	\$12,500,000
<b>INDIAN TRIBES SET-ASIDE TOTAL</b>	<b>\$248,701,373</b>	<b>\$264,663,084</b>	<b>\$255,332,188</b>

• **Previously funded programs where funding has been eliminated - \$0**

***NIEA requested amount -- \$1.5 billion***

There are 45 programs in the Department of Education where about \$1.5 billion of funding is proposed to be eliminated. Several of these programs potentially affect the education of Indian children. The elimination of the programs seems more related to the needs of more high profile programs for extra funding than any evaluation of the programs slated for elimination. NIEA believes that several of these programs are beneficial to Indian children and should be closely reviewed prior to any decision to eliminate their funding.

**Program Terminations**

Program (\$ in millions) 2004

Adult Education National Leadership Activities	\$9.5
Advanced Credentialing	10.0
Alcohol Abuse Reduction	25.0
Arts in Education	30.0
B.J. Stupak Olympic Scholarships	1.0
Close Up Fellowships	1.5
Community Technology Centers	32.5

Comprehensive Regional Assistance Centers	28.0
Comprehensive School Reform	235.0
Demonstration Projects to Ensure Quality Higher Education for Students with Disabilities	7.0
Dropout Prevention Programs	10.0
Eisenhower National Clearinghouse for Math and Science Education	5.0
Eisenhower Regional Math and Science Education Consortia	15.0
Elementary and Secondary School Counseling	32.5
Exchanges with Historic Whaling and Trading Partners	5.0
Federal Perkins Loans: Capital Contributions	100.0
Foreign Language Assistance	14.0
Javits Gifted and Talented Education	11.3
Leveraging Educational Assistance Partnerships	67.0
Literacy Programs for Prisoners	5.0
Loan Forgiveness for Child Care Providers	1.0
Migrant and Seasonal Farmworkers	2.4
National Writing Project	14.0
Occupational and Employment Information	9.5
Parental Assistance Information Centers	40.0
Physical Education Program	50.0
Preparing Tomorrow's Teachers to Use Technology	62.5
Projects With Industry	22.1
Ready to Teach	12.0
Recreational Programs	2.6
Regional Educational Laboratories	67.5
Regional Technology in Education Consortia	10.0
Rural Education	162.5
School Leadership	10.0
Smaller Learning Communities	142.2
Star Schools	27.5
State Grants for Community Service for Expelled or Suspended Students	50.0
State Grants for Incarcerated Youth Offenders	17.0
Supported Employment State Grants	38.2
Tech-Prep Demonstration	5.0
Tech-Prep Education State Grants	108.0
Thurgood Marshall Legal Educational Opportunity Program	4.0
Underground Railroad Program	2.0
Vocational Education National Programs	12.0
Women's Educational Equity	3.0
<b>Total</b>	<b>\$1,519.0</b>

#### U.S. DEPARTMENT OF INTERIOR

##### Bureau of Indian Affairs Education - FY2004 President's Budget Request

The Federal Government is responsible for two school systems in this country. These include the Department of Defense schools and schools operated by the Bureau of Indian Affairs (BIA). The BIA operates 187 schools in its system with an attendance of 50,000 students. These schools are located in 23 states with most located on Indian reservations. Below are NIEA's

FY2004 funding recommendations for these schools. (Efforts have been made to use the actual appropriated amounts in italics for FY2003).

#### SCHOOL OPERATIONS

- **Indian School Equalization Program. FY04 Request, \$354.3 million (FY03 Level, \$349.5 million)**  
*NIEA requested amount -- \$359.5 million*  
 This amount is \$4.8 million over the FY2003 level of funding (*including \$700,000 of the \$2 million rescission, the majority of which was inexplicably charged to education*). The amount includes an increase over last year to pay for pay adjustments. NIEA understands that there is little chance of substantial increases in domestic programs this year and we support the full funding for the costs of pay adjustments under ISEP. Beyond this, however, additional funding is necessary to assist schools with the implementation of the "No Child Left Behind Act (NCLB)." The Bureau of Indian Affairs Office of Indian Education Programs (OIEP) functions as a state education agency (SEA) and the local schools function as local education agencies (LEAs). These schools and the OIEP are responsible for implementing NCLB in the same way and to the same extent as states and state public schools. We support an increase of no less than \$10 million.
- **ISEP Program Adjustments. FY04 Request, \$667,000 (FY03 Level, \$675,000)**  
*NIEA requested amount -- \$667,000*  
 This line item is decreased by nearly \$5 million from the FY 2003 President's Request, which included funding for the "privatization" initiative. NIEA supports this request and the elimination of the "privatization" initiative.
- **Early Childhood Education. FY04 Request, \$15.8 million (FY03 Level, \$15.3 million)**  
*NIEA requested amount -- \$17.3 million*  
 This increase of \$567,000 over last year will fund a study of the FACE program, but will not add additional programs. This will stop the momentum of growth in this program that has been expanding by about 10 schools per year. NIEA supports an additional \$1.5 million to a level of \$17.3 million to add about 5 new FACE programs. NIEA has no problem with a study to demonstrate and document results, we believe the program should continue to grow in the meantime. Also, we would caution that the evaluation should look beyond student achievement measures and evaluate student and parental involvement in the school.
- **Student transportation. FY04 Request, \$38.6 million (FY03 Level, \$37.5 million)**  
*NIEA requested amount -- \$50 million*  
 This item contains an estimated \$1 million increase for this program that pays for round trip transportation of students. The under funding of this line item means that schools must use their instructional dollars to pay for transportation. Full funding for this line item would be about \$50 million. The failure to fully fund this line item drains instructional dollars from the schools. NIEA supports full funding of this program.
- **Facilities Operations. FY04 Request, \$57.8 million (FY03 Level, \$55.8 million)**  
*NIEA requested amount -- \$70 million*

This seriously underfunded program is expected to receive an estimated \$2 million increase in the FY2004 budget. The BIA has a formula that calculates actual costs of the program on an objective basis. It has been several years since the formula was fully funded. As in the case with Student Transportation, inadequate funding in this program has to be made up from the amount identified within ISEP for the instructional program. Full funding under the needs based formula would provide over \$70 million. A congressionally mandated formula identifies the actual needs to maintain the facilities, however, NIEA supports full funding of this program.

- **Administrative Costs Grants. FY04 Request, \$46.18 million (FY03 Level, \$46.065 million)**

***NIEA requested amount -- \$52 million***

Congress has repeatedly failed to appropriate the amount requested by BIA, much less fully fund the formula. This year, only a small increase of about \$210,000 has been proposed. This submission may violate the newly amended statute that requires the Administration to request full funding of the amount generated by the statutory formula. NIEA supports an increase of this line item to at least \$52 million. Since this line item is forward funded, even that amount may be inadequate by SY2005 if a significant number of schools decide to convert to grant or contract.

- **New Administrative Cost Grants. FY04 Request, \$3 million (No prior level funding)**

***NIEA requested amount -- \$5.2 million***

To implement the newly enacted amendment to P.L.95-561, a line item for those schools that are converting to contract or grant status is being established at a funding level of \$3 million. This request is not technically in compliance with the law since the law requires that the amount requested be equal to ten percent of the amount of the overall administrative cost grant line item, which the law requires to be requested at the one hundred percent level. NIEA believes that the President is required to request ten percent of the administrative cost grants line item as stated in the law.

- **Tribal Departments of Education. FY04 Request, \$0 (FY03 Level, \$0)**

***NIEA requested amount -- \$1 million***

With the amendments enacted under the No Child Left Behind Act (NCLB) new opportunities for assuming control of their educational programs are available to the tribes, but there is no ready source of funding for tribes who are ready and willing to assume such regulatory and oversight functions. NIEA supports an amount of at least \$1 million for this program so that tribes can plan for the assumption of "SEA (State Education Agency) functions" as authorized within NCLB.

**TRIBALLY CONTROLLED COMMUNITY COLLEGES**

- **Tribally Controlled Colleges. FY04 Request, \$38.1 million (FY03 Level, \$42 million)**

***NIEA requested amount -- \$42 million***

There is a minor decrease in this line item of almost \$2 million, probably due to a \$2 million increase in the FY2003 level of sending at the last minute. NIEA strongly feels that the amount restored in FY2003 should be continued in FY2004. NIEA strongly supports an

increase in addition to the restored funding of an additional \$2 million to about \$42 million. This amount would still be substantially below the authorized amount under the statute. Community colleges are playing an increasingly important role in Indian country, as they are called upon to support the activities of the local schools in many ways. They are playing a major role in the preparation of staff to provide effective education in reservation schools so that no Indian child will be left behind.

#### **EDUCATION CONSTRUCTION**

- **Replacement School Construction. FY04 Request, \$131.4 million (FY03 Level, \$125.2 million)**  
*NIEA requested amount -- \$131.4 million*  
The commitment of both President Bush and the Congress to provide repair or replace the dilapidated BIA schools continues. NIEA supports the funding level in this request. The President is continuing his commitment to eliminate the massive backlog in BIA school facilities.
- **Facilities Improvement and Repair. FY04 Request, \$148.2 million (FY03 Level, \$164.8 million)**  
*NIEA requested amount -- \$148.2 million*  
This line item has a slight decrease, but the funding is offset by increases in replacement school construction. NIEA strongly supports the funding level of this line item.

#### **SPECIAL PROGRAMS AND POOLED OVERHEAD**

- **Post Secondary Schools. FY04 Request, \$14.9 million (FY03 Level, \$14.9 million)**  
*NIEA requested amount -- \$15.2 million*  
These programs play a very important role in the education of Indian people. NIEA requests an increase that is at least sufficient to cover pay adjustments.
- **Crownpoint Institute of Technology. FY04 Request, \$0 (FY03 Request, \$1.2 million)**  
*NIEA requested amount -- \$1.5 million*  
In 2002, CIT received \$1.2 million dollars. The Senate earlier approved \$1.5 million for CIT for FY2003 but the final amount appropriated was \$1.2 million. The President's request would zero out this important program serving the Navajo people. NIEA supports continuation funding for CIT at the \$1.5 million level approved earlier by the Senate during the 107<sup>th</sup> Congress.
- **United Tribes Technical College. FY04 Request, \$0 (FY03 Level, \$3 million)**  
*NIEA requested amount -- \$3 million*  
In FY2002, the United Tribes Technical College received \$3 million. Both the House and the Senate versions of the budget continued that amount of funding in FY2003 as did the Omnibus spending bill. The President would again attempt to zero out this important option for Indian students to learn job skills. NIEA supports continued funding for this important program at \$3 million level.

**INDEPENDENT AGENCY**

- **Institute of American Indian Affairs - FY04 Request, \$5.25 million (FY03 Request, \$5.49 million)**

***NIEA requested amount - \$51.25 million***

The Institute of American Indian Arts (IAIA) is recommended for funding at \$5.25 million in FY2004 and is \$249,000 less than FY2003. In FY2003, \$1 million was applied to the construction of the Library Technology Center. In FY2004, IAIA is seeking \$5.25 million for operations and an additional \$6 million is support for the Lifelong Learning Center.

**HEALTH AND HUMAN SERVICES, PRESIDENT'S FY 2004 BUDGET REQUEST**

- **Head Start - FY04 Request, \$6.816 billion (FY03 Level, \$6.668 billion)**

***NIEA requested amount -- \$7.146 billion***

There is an increase of \$148 million for this critically important program over the expected funding level for FY2003, about a two percent increase. This is insufficient even to cover normal salary adjustments. With the emphasis on early childhood intervention strategies, this program should obviously be a higher priority for this Administration if no child is to be left behind. NIEA believes this increase is inadequate and recommends an increase of no less than five percent, about \$330 million. In order that disadvantaged children are ready to learn when they enter school, much more must be done during the pre-schools years.

**Summary:** NIEA is pleased to have been offered the opportunity to provide testimony on the President's fiscal year 2004 budget request. The Congress has the daunting task of developing a viable 2004 budget while the country contemplates military action. Even during this difficult time, NIEA would like to stress that Indian education is still a priority for Indian Country and needs the resources to effectively meet the goals of the No Child Left Behind Act. In addition to appropriations, the Congress must reauthorize several education laws this year including: the Higher Education Act; the Individuals with Disabilities Education Act; and Head Start. To this end NIEA is requesting that an oversight hearing be held on each of these reauthorizations to ensure Indian Country's voice is heard as these laws get amended. Without this opportunity to provide input during a highly partisan Congress, the likelihood of excluding the needs of Indian people increases as the momentum of each reauthorization moves forward. We ask the committee to consider this early on in the current session.

In closing, NIEA would like to thank Chairman Campbell, Vice Chairman Inouye and members of the committee for your steadfast support of the concerns of Indian Country. We would be happy to answer any questions the committee may have.

###

## Indian and Native American Employment and Training Coalition

February 24, 2003

The Hon. Ben Nighthorse Campbell  
Chairman  
Committee on Indian Affairs  
United States Senate  
Washington, DC 20510

The Hon. Daniel Inouye  
Vice Chairman  
Committee on Indian Affairs  
United States Senate  
Washington, DC 20510

Dear Mr. Chairman and Mr. Vice Chairman:

The Indian and Native American Employment and Training Coalition urges the Committee to include the following items in its recommendations concerning the Fiscal Year 2004 budget for Native American workforce programs.

### **WIA Native American Comprehensive Services Program**

Employment is a necessity for the economic well-being of virtually every Native American family. Yet only a handful of very small federal programs provide resources to tribes and other Native American organizations to assist Native workers in qualifying for and obtaining productive employment.

The largest program is the Comprehensive Services program authorized by Section 166 of the Workforce Investment Act (WIA) and shown as the "Native Americans" line item in the Training and Employment Services account for the Labor Department's Employment and Training Administration. This program currently serves an estimated 30,000 American Indian, Alaska Native and Native Hawaiian workers nationally, in both reservation and off-reservation areas.

Funding for this program has remained nearly stagnant over the last eight years, going from \$52.5 million in FY 1996 to \$55.6 million (after the across-the-board cut) in FY 2003. At the same time, costs have escalated sharply. To provide the same support for the program as its predecessor program enjoyed in 1984, funding would have to rise to over \$120 million -- far above the \$55 million in the FY 2004 budget request.



Increases in the size of the service population have further squeezed the resources of tribes and off-reservation organizations providing employment services. Over the decade from 1990 to 2000, Census figures show that the number of American Indians and Alaska Natives grew from 2 million to 2.5 million (those identifying exclusively as American Indian or Alaska Native) or 4.1 million (counting everyone identifying as American Indian or Alaska Native.)

**The Coalition urges the Committee to recommend an FY 2004 funding level for the Section 166 WIA Comprehensive Services program of not less than \$75 million.**

The authorization for this program expires at the end of FY 2003. The Coalition urges the Committee to actively support the reauthorization of this program in a way that protects its integrity and its ability to adapt to the unique needs of Native people and Native communities.

#### **WIA Native American Supplemental Youth Services Program**

Section 166 of WIA also authorizes a Supplemental Youth Services program to serve Native youth between the ages of 14 and 21 living in reservation areas, Oklahoma, Alaska and Hawaii. It is almost the only federal program dedicated to serving both in-school and out-of-school Native youth. Tens of thousands of working adults had their first experience in a workplace setting as a result of this and its predecessor programs.

The program is an invisible item in the federal budget documents. Language in WIA sets its funding level as equal to 1.5% of the amount of funds for the WIA youth program. For FY 2003, the program will take a 12% cut, down to less than \$15 million after the across-the-board cut mandated in the FY 2003 omnibus appropriations bill. Thousands of youth will be denied services as a result. Moreover, this program, like the Comprehensive Services program, has been squeezed by an increase in costs and in the size of the service population.

As is the case with the other WIA programs, the Native American Supplemental Youth Services program is up for reauthorization in this session of the Congress. The Administration's intentions for the program are unknown. One detailed table in the FY 2004 budget request shows the program as disappearing altogether in the course of reauthorization.

**The Coalition urges the Committee to support the reauthorization of this program at a level of not less than \$25 million.**

**Tribal Employment Services for Welfare Recipients**

Funding dedicated to providing employment services for American Indian and Alaska Native welfare recipients has dwindled as tribes have exhausted the funds once available through the Welfare-to-Work program. The only monies left specifically to serve this purpose are those in the Native Employment Works (NEW) program, authorized under Section 412 of the welfare reform law and administered by the Administration for Children and Families in HHS.

Funding for this program was frozen at \$7.6 million six years ago. At the same time, the welfare rolls have actually grown in some reservation areas and declined slowly, if at all, in others.

**The Coalition urges the Committee to support a Tribal Employment Services Program in the reauthorization of welfare reform, funded at a level of not less than \$37 million.**

**The PL 102-477 Services Integration Demonstration**

While the Administration and the General Accounting Office have been pressing for the consolidation of federal employment programs, tribes have taken a different and very productive route -- integrating the funds they receive from a number of programs using the authority in the Indian Employment, Training and Related Services Demonstration Act, Public Law 102-477. Through integrating a variety of services in ways directly responsive to local reservation conditions, tribes have been able to increase the effectiveness of their services with the same level of resources.

The "477" initiative is not a budgetary item. It draws on the resources of existing programs. However, the success of the initiative is heavily dependent on a tribally-driven technical assistance initiative and on adequate staff support within the Bureau of Indian Affairs.

**The Coalition urges the Committee to support a \$150,000 earmark of capacity-building money in the budget for either the Bureau of Indian Affairs or the Labor Department's Employment and Training Administration and adequate salary and expense funding in BIA for the PL 102-477 demonstration.**

The Indian and Native American Employment and Training Coalition appreciates the invaluable support which the Committee on Indian Affairs has consistently provided to Indian workforce programs. The Coalition thanks the committee for its consideration of these recommendations for the FY 2004 budget.

Sincerely,

/s

Norman C. DeWeaver

## FISCAL YEAR 2004 BUDGET

WEDNESDAY, MARCH 5, 2003

U.S. SENATE,  
COMMITTEE ON INDIAN AFFAIRS,  
*Washington, DC.*

The committee met, pursuant to other business, at 10:10 a.m. in room 485, Senate Russell Building, Hon. Ben Nighthorse Campbell (chairman of the committee) presiding.

Present: Senators Campbell, Inouye, Johnson, Inhofe, Hatch, Murkowski, and Dorgan.

### STATEMENT OF HON. BEN NIGHTHORSE CAMPBELL, U.S. SENATOR FROM COLORADO, CHAIRMAN, COMMITTEE ON INDIAN AFFAIRS

The CHAIRMAN. The Committee on Indian Affairs will be in session.

We will now move to the second of our two oversight hearings on the President's fiscal year 2004 budget request for Indian programs.

Today we are joined by representatives of five Federal agencies whose business affects the lives of Native people across the United States. As I said last week, the President's budget request reflects what unfortunately looks like a major conflict in the Middle East in our Nation's efforts to protect our homeland and our people.

The request for the BIA is \$2.314 billion, with an additional \$275 million for the Special Trustee. The Indian Health Service account would receive \$2.89 billion, an increase of \$68 million over fiscal year 2003. The Indian housing grant request includes \$647 million which is level funding compared to 2003. Unfortunately, the need has grown considerably and there may not be enough money that is in that program.

There are specific increases in several Indian accounts, notably Trust reform, substance abuse, school operations, and a continued effort to eliminate the backlog of BIA school construction.

I want to assure the members and the audience that these hearings are only the beginning of the fiscal year 2004 appropriations process, and that this Committee will be involved for the duration, paying particular attention to the homeland security budget, and the degree to which it involves tribal governments, law enforcement, and medical personnel for our security efforts.

With that, I would like to turn to Senator Inouye. But I would ask Senator Inouye if Senator Inhofe may make a request first?

Senator INOUE. Yes; certainly.

Senator INHOFE. Mr. Chairman, I was trying to get down here to help make a quorum for the appointment of Mr. Swimmer. I would like to be shown in voting in support of his nomination.

The CHAIRMAN. For the record we will reflect you were here in person.

Senator INHOFE. Thank you.

The CHAIRMAN. Senator Inouye.

Senator INOUE. Mr. Chairman, I am pleased to join you this morning to welcome the witnesses from the executive branch. I look forward to receiving their testimony.

The CHAIRMAN. Senator Johnson, do you have an opening statement?

Senator JOHNSON. None, Mr. Chairman.

The CHAIRMAN. Mr. Inhofe.

Senator INHOFE. None, Mr. Chairman.

The CHAIRMAN. We will now proceed with our witnesses.

We will now have Louis Kincannon, director of the Bureau of the Census, from Suitland, MD; Aurene Martin, acting assistant secretary for Indian Affairs for the Department of the Interior; Charles Grim, interim director the of Indian Health Service, from Rockville, MD; Bill Russell, deputy assistant secretary for Public and Indian Housing, Department of Housing and Urban Development; and Victoria Vasques, director of the Office of Indian Education, Department of Education.

We will start in that order. I need to tell the witnesses that I have a fierce cold and may be here only part of the time. So if you would like to abbreviate your comments, your full written testimony will be included in the record.

We will start in the order that I introduced you.

Mr. Kincannon, would you please start?

**STATEMENT OF LOUIS KINCANNON, DIRECTOR, BUREAU OF THE CENSUS, SUTTLAND, MD**

Mr. KINCANNON. Good morning, Mr. Chairman. Thank you, Mr. Chairman, and thank you, Mr. Vice Chairman. On behalf of the Census Bureau, I would like to express our appreciation for the opportunity to testify before the committee.

The Census Bureau does not operate "Indian Programs" in the traditional sense of the word. Our mission is to provide the most timely, relevant, and accurate data about the people and the economy of the United States. It is our task, in part, to cooperate with this committee in making sure that the right kind of information is available to help support its work in reviewing programs for American Indians and Alaska Natives.

This morning I will focus on information from the Economic Census, the Survey of Business Owners, the Decennial Census of Population, and the American Community Survey. The Economic Census is conducted every 5 years for years ending in "2" and "7." We are currently receiving and processing information for 2002. The Economic Census is a detailed profile of the economy from the national level, to the local level, and industry-by-industry.

It provides information on over 23 million businesses and 96 percent of the Nation's economic activity. It is used in determining the gross domestic product estimates, of course, as well as other indica-

tors that measure the national economy. Moreover, the detailed data inform economic, and financial decisions in the private sector, as well as the Federal, tribal, State, and local levels.

With each Economic Census we also collect data in a follow-on survey to provide a detailed portrait of minority and women-owned businesses. This Survey of Business Owners paints a portrait of American Indian and Alaska Native owned businesses, that is used by agencies such as the Commerce Department's Minority Business Development Agency to evaluate program needs and opportunities.

In the last available results from this survey for 1997, it shows that almost 200,000 firms were owned by American Indians and Alaska Natives, and that the sales from these firms totaled more than \$34 billion annually. The data also suggest that American Indian and Alaska Native economic activity is diverse with significant activity across each of the major industrial sectors.

However, the most useful data at the local and tribal government levels comes directly out of the Economic Census. The 2002 Census will show the number of businesses and the employment and sales for businesses by type of activity at the State, county, city, and frequently at the zip code level. These data will be used by tribal government leaders and planners as well as entrepreneurs to outline potential opportunities for economic development.

By combining data from the Economic Census and the Decennial Population Census, tribal governments and businesses, as well as this committee, can provide a profile rich with detail to encourage investors and development. The Census of Population is the great national catalog of human capital collected every 10 years. To collect these data we visit every reservation, as well as every off-reservation tribal Trust land, tribal designated statistical area, and State-recognized reservation in the Nation.

Beginning with the 2000 Census, respondents were allowed to check more than one race. This contributed significantly to the number of people who identified themselves as American Indian or Alaska Native.

In Census 2000, when asked about their race, almost 2½ million persons reported American Indian or Alaska Native alone. An additional 1½ millions persons reported that they were American Indian or Alaska Native in connection with one or more other races. Combining these two totals means that there were over 4 million persons who reported that they were American Indian or Alaska Natives.

According to the 1990 Census, fewer than 2 million persons reported that they were American Indians or Alaska Natives. The 1990 Census respondents were only allowed to mark one box in the race question. So these data are not strictly comparable.

According to the 2000 Census, the largest tribes and tribal groupings were Cherokee, Navajo, Sioux, Chippewa, and Choctaw. In addition to population data, the Decennial Census also collects a wide range of social, economic, and housing characteristics. The Decennial Census long form provides the most comprehensive and in-depth profile of American Indian and Alaska Natives that's available every 10 years. This data is used throughout the Federal Government, as well as by tribal governments to make decisions, allocate funds, and otherwise.

Among the key data that were collected in 2000 about American Indians and Alaska Natives, we found that over 800,000 were enrolled in schools at every level from preschool to colleges. There were almost 200,000 veterans among this population. Over 1 million were participating in the labor force. The median income for households was slightly over \$30,000 per year. The median property value for owner-occupied housing units was \$81,000.

According to the Census 2000, of 765,000 American Indian and Alaska Native households, 90,000 did not have telephones, 34,000 lacked complete plumbing facilities, and 30,000 lacked kitchen facilities.

The Decennial Census offers a comprehensive and in-depth snapshot of conditions as of census day. These data are invaluable to the tribes and the government as it tries to work through planning and evaluating programs. It is not, however, the best tool for continuing measurement of progress or program outcomes. As one moves further away from census day, the data becomes stale and, therefore, less accurate. As late as last summer, tribal governments were still using 1990 decennial long-form data to try to meet the needs of their members.

The good news is that we have a plan that will dramatically improve the way we deliver these data to tribal governments. With the American Community Survey, we plan to eliminate the long form in the census in 2010 and to collect these data every year. The real difference is that we will be able to publish data equivalent to the long form every year for every county, reservation, tribal Trust land, tribal statistical area, home land area, and the census tracts therein. This will allow tribal governments to measure change, to plan better to manage their programs more effectively, and take better advantage of potential opportunities. We have embarked on this path because it will improve the data that this Nation uses to meet the needs of all Americans, day-in and day-out.

In summary, entrepreneurs and tribal governments can use these data to make the case for investments, strengthening the length between possibility and reality. The Economic Census is the catalog of economic resources. The Decennial Census and the American Community Survey are catalogs of human capital. These data express the tremendous potential for progress, growth, and opportunity that exists within the United States for every American Indian and Alaska Native.

I do have longer testimony that I will submit for the record, Mr. Chairman. I appreciate once again the opportunity to appear. I would be pleased to answer any questions, of course.

The CHAIRMAN. Your testimony will be inserted in the record in its entirety.

[Prepared testimony of Louis Kincannon appears in appendix.]

The CHAIRMAN. I understand this is the first time you have appeared before this committee. I am sure impressed with all the places you have had to go to find these numbers.

Mr. KINCANNON. Well, I can't believe we were as successful in the 2000 Census as we were without closer advice from this committee. So I hope that will continue.

The CHAIRMAN. Thank you.  
Mr. KINCANNON. Thank you, sir.  
The CHAIRMAN. Ms. Martin, welcome.

**STATEMENT OF AURENE MARTIN, ACTING ASSISTANT SECRETARY FOR INDIAN AFFAIRS, DEPARTMENT OF THE INTERIOR, WASHINGTON, DC, ACCOMPANIED BY DONNA ERWIN, ACTING SPECIAL TRUSTEE, DEPARTMENT OF THE INTERIOR, WASHINGTON, DC**

Ms. MARTIN. Good morning, Mr. Chairman, Mr. Vice Chairman. Thank you for the invitation to discuss the fiscal year 2004 budget for Indian programs in the Department of the Interior with you today.

I am accompanied today by Donna Erwin, acting special trustee for the Department of the Interior, who will assist me in answering questions with regard to that office.

The fiscal year 2004 budget submitted to Congress represents large increases in funding for Indian Trust reform and related programs, and includes funding to address the past, present, and future of Trust reform. We are addressing questions about the past by implementing the Department's historical accounting plan. We are dealing with present management challenges by reorganizing the Department's Trust operations to provide better Trust management. Finally, we are planning for the future by expanding the Land Consolidation Pilot Program to reduce future fractionation and land ownership, a root cause of many of the challenges we now face as an institution.

In total, the fiscal year 2004 budget request for the Department of the Interior is \$10.7 billion. This budget represents an increase of over \$340 million over fiscal year 2003 enacted appropriations. Over one-half of this increase is dedicated to the Indian Trust budget. The BIA mission is to fulfill its trust and other statutory responsibilities and promote self-determination on behalf of tribal governments, American Indians, and Alaska Natives.

President Bush has proposed a \$2.31 billion budget for the Bureau of Indian Affairs for fiscal year 2004, an increase of over \$48.6 million over the fiscal year 2003 enacted levels to improve the Department of the Interior's management of individual Indian and tribal Trust accounts, to operate new tribally operated detention centers, and to develop tribal economies.

The request also maintains the President's commitment to eliminate the school maintenance backlog and to provide tribes with greater opportunities to directly operate BIA schools.

The Office of the Special Trustee is responsible for the oversight and coordination of the Department's Trust asset management and reform efforts to effectively discharge its Trust responsibilities. The President's fiscal year 2004 budget for the Office of the Special Trustee for American Indians is \$274.6 million, an increase of \$134.3 million, or 96 percent above the fiscal year 2003 enacted level.

The \$134.3 million increase will support many of the reforms discussed in this statement and will be used for Trust records, administration, management, storage, and accessibility to meet document production and related litigation costs and to provide improve-

ments to the Trust fund's accounting system. The fiscal year 2004 budget for Indian Trust programs includes \$554 million for Trust operations and reform. This is 50 percent higher than the enacted levels for fiscal year 2003.

Fulfilling our Trust responsibilities remains one of the Department's greatest challenges. In July 2001, the Secretary created the Office of Historical Trust Accounting within the Office of the Secretary. The mission of OHTA, as we call it, is to coordinate all activities relating to historical accounting.

On January 6, 2003, the Department presented a plan entitled "The Historical Accounting Plan for Individual Indian Money Accounts,"[IIM] to the District Court in the *Cobell v. Norton* litigation for the historical accounting for about 260,000 IIM accounts.

The work described in the January 6th Historical Accounting Plan is expected to take five years to complete, and is preliminarily estimated to cost approximately \$335 million. The budget includes \$130 million for these historical accounting activities. These funds will also be used to provide historical accounting activities related to tribal accounts.

Under Interior's reorganization proposal, the Bureau of Indian Affairs retains all natural resource trust asset management. The management of the Trust functions at the BIA regional and agency levels has been separated by creating separate lines of authority for Trust and tribal services.

Within the Office of the Special Trustee for American Indians, the reorganization proposal has given it additional operating authority which will be supported by new positions intended to be filled by skilled staff who are specifically trained for responsibilities with regard to their Trust responsibility.

A regional staff will oversee Trust officers and Trust account managers in field locations under this plan. The fiscal year 2004 budget provides an increase of \$15 million to support the new organization, which together with base funding available in both BIA and OST, will provide resources needed for the new organization.

Another challenge we continue to face is the land fractionation problem. Today there are approximately four million owner interests in the 10 million acres of individually-owned Trust lands, a situation the magnitude of which makes management of trust assets extremely difficult and costly. Fractionated interests in individual Indian allotted land continue to expand exponentially with each new generation.

The BIA has conducted a pilot fractionated interest purchase program aimed at reducing fractional interests in the Midwest region and in fiscal year 2002 alone, acquired 10,699 fractionated interests. In 2004, BIA will aggressively ramp up the Indian Land Consolidation Program. The fiscal year 2004 budget proposes \$21 million for Indian land consolidation, an increase of \$13 million. The BIA is designing a nationally coordinated and targeted purchase program. This program will be managed by a national program staff.

We are implementing and undertaking a number of other Trust reform efforts. We are currently developing re-engineered business processes based on a meticulous review of all of our current processes. We are improving our information technology. The proposed



\$183.8 million increase for Trust management reforms includes funding to help rebuild the Bureau of Indian Affairs Information Technology infrastructure to support both Trust and non-Trust programs.

We are improving our recordkeeping. The fiscal year 2004 budget also proposes an increase of \$4.5 million to accelerate a new strategy to administer, manage, search, retrieve, and store Trust records.

No task is more important to us than the education of our children. We are responsible for educating nearly 48,000 students in 23 States at the 185 elementary and secondary schools that form the BIA school system. The Bureau of Indian Affairs is committed to the President's promise to improve Indian education in America.

In January 2002, the President signed into law the "No Child Left Behind Act" of 2001, a landmark education bill that will help strengthen the BIA funded schools. Flexibility and local control of schools are among the pillars of the President's Education Reform Plan. The budget encourages tribes to assume management of their schools by providing a \$3-million increase in administrative cost grants to support their programs.

During the year 2000 Presidential campaign, President Bush promised to provide safe and structurally sound schools for Indian students. The BIA's request for education construction continues the President's initiative to repair and replace schools that are outdated and in need of structural improvement. The budget includes a request to invest \$141.4 million to replace buildings at a minimum of seven schools.

Funding for school construction reflects an increase of \$16.2 million above the fiscal year 2003 levels, resulting from an internal transfer of funding from education facilities improvement and repair program, and includes \$10 million for the planning and design of future projects.

Other budget highlights include an increase of \$7.6 million to improve the management of Trust land and natural resources assets, an increase of \$1 million to leverage \$20 million in additional guaranteed and insured loans, and \$51.4 million for payment of authorized Indian land and water claim settlements in Oklahoma, Colorado, Nevada, New Mexico, and Utah.

In summary, with this budget request, the President has made clear his firm commitment to improving the lives of Indian people through Trust reform, education, and economic development. The BIA and OST are prepared to meet these goals with Congress' support.

I ask that my written statement be entered into the record. I would be happy to answer any questions you might have.

The CHAIRMAN. Your complete statement will be in the record. [Prepared statement of Aurene Martin appears in appendix.]

The CHAIRMAN. We will now go to Dr. Grim.

Before you make your statement, Dr. Grim, have you ever heard of Indian bear root?

Dr. GRIM. No, sir.

The CHAIRMAN. When I used to get a sore throat some of the old ladies up home would make me chew bear root. It worked great. I didn't know if you brought any with you or not.

Dr. GRIM. I could probably see if we could find you some, though. [Laughter.]

The CHAIRMAN. I hate to resort to NyQuil but I guess I am going to have to.

Go ahead with your testimony. [Laughter.]

**STATEMENT OF CHARLES W. GRIM, M.D., INTERIM DIRECTOR, INDIAN HEALTH SERVICE, ROCKVILLE, MD, ACCOMPANIED BY: MICHEL E. LINCOLN, DEPUTY DIRECTOR; GARY HARTZ, ACTING DIRECTOR, OFFICE OF PUBLIC HEALTH; AND CRAIG VANDERWAGEN, M.D., ACTING CHIEF MEDICAL OFFICER**

Mr. GRIM. Mr. Chairman, Mr. Vice Chairman, and members of the committee. Good morning. My name is Charles Grim. I am Interim Director of the Indian Health Service.

I am accompanied this morning by Michel E. Lincoln, our deputy director of Indian Health Services, Gary Hartz, our acting director for the Office of Public Health, and Craig Vanderwagen, our acting chief medical officer.

We are pleased to be here this morning and have the opportunity to testify before you on the President's fiscal year 2004 budget. It's a personal honor for me that my first appearance before a Congressional committee be the Senate Committee on Indian Affairs.

I am a member of the Cherokee Nation of Oklahoma, and as the interim director of the Indian Health Service appointed by the President, I also represent the primary health program for 1.6 million American Indians and Alaska Natives nationally.

I am here to provide information on behalf of the President, the Secretary, and the Indian Health Service for programs that are critical to achieving our shared goals of eliminating health disparities among all Americans. This budget request reflects the priorities of this Administration for the health of the American Indians and Alaska Natives.

It also reflects the Administration's commitment to honoring the government-to-government relationship between the Federal Government and the 562 sovereign Indian Nations because this budget request was developed in consultation with Indian tribes and organizations.

It also reflects the personal interests and commitments of the Department leadership to meeting the health needs of Indian people and honoring the Federal Government's treaties with Indian Nations to provide health care services.

This is the third budget proposed by President Bush for the Indian Health Service. While the Nation faces unprecedented challenges worldwide and at home, the President has proposed an IHS budget that is 2.6 percent higher than the budget proposed last year and which still represents an increase even when compared with the fiscal year 2003 enacted budget.

The collaboration in developing this request ensures that it is relevant to the needs of Indian Country for public and personal health services and the infrastructure necessary to provide them. In addition, beyond the IHS budget request, I make note that the collaboration between the operating divisions of the Department of Health and Human Services also has renewed emphasis and vitality because of Secretary Tommy Thompson's initiatives to eliminate

health disparities, and ask that all those within the Department act as one department.

Secretary Thompson and Deputy Secretary Claude Allen and their staff have visited and met with tribes across the Nation and during tribal visits to Washington, DC. They know first-hand of the health disparities and access to care issues that many of our tribal nations face. They are committed to ensuring that the Department programs that benefit all people also help to meet the needs of Indian country. They also ensure that the decisions that would affect the Indian Health Service tribal and urban Indian health delivery programs are considered before they are implemented. One recent decision resulted in a waiver that would have cost the Agency approximately \$30 million immediately and \$17 million annually.

Meeting the health needs of the Indian country is also possible because of the commitment of the members of this committee. I begin my testimony today with the gratitude and appreciation for your hard work and the outstanding staff who support you in your efforts to make a difference in the lives of American Indians and Alaska Natives.

The recent enactment of a 3.3 percent increase in the fiscal year 2003 budget appropriation will help us carry out our important work and allow us to expand or maintain clinical and dental services. It will allow us to continue construction of eight health facilities, and continue to provide health profession scholarships for 716 American Indian and Alaska Native students and loan repayment for 480 health professionals, along with maintaining our many other critical and necessary programs. So let me say thank you for your help on that.

Improving the health of the American Indian and Alaska Native population overall, providing health care to individuals in the population are important and challenging goals. Comparing the 1997 through 1999 Indian age adjusted death rates with the United States all races population in 1998, the death rates in the American Indian and Alaska Native population are 7.7 times greater for alcoholism, 7.5 times greater for tuberculosis, 2.7 times greater for diabetes, and 2.8 times greater for unintentional injuries.

The fiscal year 2004 President's budget request and associated performance plan represent a cost-effective public health approach to make sure that American Indians and Alaska Natives have access to health services. Our performance has been validated by our documented Government Performance and Results Act Achievements, and most recently by our scores from the Office of Management and Budget Program Assessment Rating Tool which were some of the highest in the Federal Government.

The President proposes an increase of \$97 million in program level funding above the fiscal year 2003 enacted level. Program level funding includes an increase of \$50 million for the special diabetes program for Indians, which was reauthorized last year, and amounts that we expect to collect through our third party billing activities in the dollar amount of approximately \$6 million.

The request provides \$19.6 million for Federal pay cost increases and \$16 million for tribal pay cost increases. Funds for staffing newly constructed health care facilities and operating the new facilities that will open in fiscal year 2004, or have recently opened,

are requested in the amount of \$25.5 million. It also provides program increases of \$18 million for contract health care and \$21 million for sanitation facilities projects.

The budget request also includes \$70 million for health care facility construction to be used for replacement of existing health care facilities. This amount will complete construction of the health centers in Pinon, AZ and Metlakatla, AK, and partially complete the health centers at Red Mesa, AZ, and Sisseton, SD.

The fiscal year 2004 budget request incorporates savings in support of the President's management agenda, and those cost savings to the Federal budget include \$21.3 million in administrative efficiencies, and \$9.3 million through better management of information technology.

The increases requested are essential to maintaining IHS, tribal, and urban Indian health programs capacity and infrastructure to provide access to high quality primary and secondary medical services, and begin to slow down the recent declines in certain health status indicators.

The IHS has demonstrated the ability to maximize the use of available resources to provide services to improve the health status of the Indian people. In 2002, the IHS exceeded the healthy people 2010 goal of increasing by 50 percent the number of annual diabetic hemoglobin A1c tests. In addition, the health data is now showing a steady increase in the percentage of American Indian and Alaska Native diabetic patients who have achieved ideal blood sugar control. I am confident that these achievements will translate into decreased diabetic mortality rates in the future.

The requests that I have just described reflect the continued investment by the President and the Secretary to maintain and support the IHS tribal and Urban Indian public health system. The President and the Secretary are also committed to national defense, homeland security, and increasing our ability to respond to bioterrorism or health threats to the Nation. However, while there will be sacrifices the country will be asked to make during this war on terrorism, sacrifices at the expense of the health of the American Indian and Alaska Natives is not acceptable to the Administration, the Secretary, the IHS, or tribal or urban leadership.

As I mentioned earlier, there are significant disparities in mortality rates for a variety of conditions between American Indians and Alaska Native people in the United States general population. What's particularly alarming is the pattern is continuing to worsen. The overall mortality rate for the Indian population increased by 4.5 percent from the period of 1994 through 1996, to 1997 through 1999, while during the same timeframe the United States all races rate declined by over 6 percent.

While future requests for increases will be affected by national priorities, the budget requests for the IHS will always be mindful that this health disparity gap for Indian people will widen if we are unable to maintain and improve access to high quality medical and preventive services.

I want to thank you for this opportunity to discuss the fiscal year 2004 President's budget request for the Indian Health Service. I would be pleased to answer any questions you might have.

I would ask that my full statement be inserted in the record.

The CHAIRMAN. Your prepared statement will be placed in the record in its entirety.

[Prepared statement of Charles Grim appears in appendix.]

The CHAIRMAN. Thank you, doctor.

Mr. Russell.

**STATEMENT OF WILLIAM RUSSELL, DEPUTY ASSISTANT SECRETARY FOR PUBLIC AND INDIAN HOUSING, DEPARTMENT OF HOUSING AND URBAN DEVELOPMENT, WASHINGTON, DC**

Mr. RUSSELL. Mr. Chairman, Mr. Vice Chairman, and members of the committee, thank you for inviting me today to provide comments on President Bush's fiscal year 2004 budget for HUD's Indian Housing and Community Development Programs. My name is William Russell and I am Deputy Assistant Secretary for Public and Indian Housing at HUD. I am speaking today on behalf of Assistant Secretary Michael Liu.

I have prepared a statement for Mr. Liu that I would ask be entered into the record, an abbreviated version of which I will provide you today.

The CHAIRMAN. Your complete testimony will be entered into the record.

[Prepared statement of William Russell appears in appendix.]

Mr. RUSSELL. It is a pleasure to appear before you. I would like to express my appreciation for your continued efforts to improve the housing conditions of American Indian, Alaska Native, and Native Hawaiian peoples. HUD's Native American programs are available to over 550 federally-recognized and a limited number of State-recognized Indian tribes. We serve these tribes directly or through tribally-designated housing entities by providing grants and loan guarantees designed to support affordable housing and community and economic development activities.

Our tribal partners are diverse. They are located on Indian reservations, Alaska Native villages, other traditional Indian areas, and most recently on the Hawaiian homelands. The Department of Housing and Urban Development supports the principle of government-to-government relations with Indian tribes.

For fiscal year 2004 the President's budget for HUD proposes a total of \$738.7 million, specifically for Native American and Native Hawaiian housing, community and economic development, and education programs. The 2004 budget includes \$646.6 million for the NAHASDA program. This is the same as the 2003 request. As with last year's request, reducing set-asides will actually allow for an increase in grant dollars available to tribes. The training and technical assistance set-aside has been increased to \$5 million, which is \$2 million more than last year's request.

In the coming year, ONAP is planning to provide additional training and technical assistance to tribes. The title VI loan guarantee set-aside is funded at \$1 million to continue program activities. The total program is more fully subscribed. It is more effective to allocate the funds by a formula directly to grantees. There is over \$207 million in carry-over of unused budget authority in this program.

The \$1 million requested in the 2004 budget for the section 184 loan guarantee program will provide an additional \$27 million in

loan guarantee authority. In this program there is over \$7 million in carry-over of unused budget authority.

The President's 2004 budget request for the Indian Community Development Block Grant Program is \$72.5 million. This is identical to the 2003 request and an increase of \$1.5 million over the amount appropriated in 2003.

The Department is requesting \$10 million for the Native Hawaiian Housing Block Grant Program. This program addresses the housing needs of Native Hawaiian families eligible to reside on Hawaiian homelands. An interim regulation implementing this new program was published in the Federal Register on June 13, 2002. This allowed us to distribute funds and implement the program while public comments are being considered and incorporated into the final regulations.

The budget also requests that \$1 million be allowed to the Section 184(a) Native Hawaiian Loan Guarantee Program which will provide up to \$35 million in loan guarantee authority.

The President's budget request includes \$3 million from competitive grants to tribal colleges and universities, and \$2.4 million to assist Alaska Native and Native Hawaiian serving institutions.

As of September 30, 2002, \$885.6 million remains unexpended in the NAHASDA program since fiscal year 1998. I would note that grant recipients have two years from the initial awarding of the grant to obligate 90 percent of such grant. Combining all the production numbers reported for the first four years of funding under NAHASDA there have been 25,819 new and rehabilitated housing units constructed through the end of fiscal year 2002.

The President's budget request for HUD's Indian housing, community development, and education programs supports the progress being made by tribes in providing housing and housing-related activities in Indian country.

Thank you, again. I would be happy to answer any questions you may have.

The CHAIRMAN. Thank you.

Before we proceed because I don't know how long the Senators are going to be able to stay when they come in, I would like to yield to Senator Murkowski, a new member with the committee, who incidentally replaces a Senator Murkowski. Did you have an opening statement, Senator Murkowski?

**STATEMENT OF HON. LISA MURKOWSKI U.S. SENATOR FROM ALASKA**

Senator MURKOWSKI. Thank you, Mr. Chairman. I appreciate the opportunity to speak and to address the President's fiscal year 2004 budget for Indian programs.

First, let me say that 119,000 Alaska Natives or American Indians currently call Alaska home which makes it the highest per capita concentration in the country. Many of these residents live in communities lacking essential services such as running water and basic health care.

As I am sure you are aware, construction and health care costs in Alaska tend to be far higher than anywhere else in the United States. Alaskans must also contend with poor weather conditions

in extreme remoteness, although you guys have had worse weather here than we have up North. [Laughter.]

I will work to provide the needed funding for Indian projects to address the discrepancy. I have no control over the weather so far as I know.

While the President's budget reflects the need for increased security both at home and abroad, I am encouraged that overall Indian program funding has increased. I look forward to working with the rest of the Committee and with the various agencies to use this funding to further improve the lives of the 4.1 million American Indians, Alaska Natives, and Native Hawaiians across the country. Thank you for the opportunity.

The CHAIRMAN. Thank you.

We will now proceed with your testimony, Ms. Vasques. Welcome.

**STATEMENT OF VICTORIA VASQUES, DIRECTOR OF THE OFFICE OF INDIAN EDUCATION, DEPARTMENT OF EDUCATION, WASHINGTON, DC, ACCOMPANIED BY CATHIE L. MARTIN, GROUP LEADER, OFFICE OF INDIAN ELEMENTARY AND SECONDARY EDUCATION; AND LONNA B. JONES, ACTING DIRECTOR, ELEMENTARY, SECONDARY, AND VOCATIONAL ANALYSIS DIVISION, BUDGET SERVICE, OFFICE OF DEPUTY SECRETARY**

Ms. VASQUES. Thank you. Good morning, Mr. Chairman, Mr. Vice Chairman, and other members of the committee. I am pleased to appear before you to discuss the fiscal year 2004 budget request for the Department of Education programs that serve American Indians, Alaska Natives, and Native Hawaiians.

I request, Mr. Chairman, that my written statement be entered for the record.

The CHAIRMAN. Your complete statement will be in the record.

[Prepared testimony of Victoria Vasques appears in appendix.]

Ms. VASQUES. Thank you. Since this is my first opportunity to testify before this committee, I would like to begin by briefly mentioning my background. I am proud to say that my understanding of the Indian culture and Indian issues began with my upbringing, and more importantly with my father who served for almost 20 years as tribal chairman of the San Pasqual Band of Mission Indians.

I have a strong commitment to education, especially Indian education, and have no doubt that this is a historic time to be in the education arena. This past September I was appointed as the director of the Office of Indian Education. Prior to that, I served as the Executive Director of the White House Initiative on Tribal Colleges and Universities.

The principles of "No Child Left Behind" represent a milestone for the education of over 600,000 Indian students. The act focuses on improving academic achievement by ensuring that all children can read by the end of third grade, improving teacher quality through high quality professional development, increasing accountability for student achievement, and placing a stronger emphasis on teaching methods.

The 2004 request for the Department's Indian education programs is \$122.4 million. These programs include formula grants to school districts, competitive special programs, and national activities.

We are requesting \$97.1 million for the Indian education grants to local education agencies. This program is the Department's principle vehicle for addressing the unique educational and culturally-related needs of Indian children. Grants supplement the regular school program, helping Indian children improve their academic skills, raise their self-confidence, and participate in enrichment programs and activities that would otherwise be unavailable.

The requested level would provide an estimated \$206 per pupil payment for approximately 471,000 students including 41,000 students in BIA schools. Our request for special programs for Indian children is \$20 million; \$10.8 million would support demonstration grants that promote school readiness for Indian preschool children and increase the potential for learning among all Indian students.

In addition, the 2004 request will provide \$9.1 million to continue the American Indian Teachers Corps program, which trains Indian college students to become teachers, places them in schools with a concentration of Indian students, and provides professional development and in-service support as they begin teaching.

We are requesting \$5.2 million for national activities including research, evaluation, and data collection activities related to Indian education. The Department developed a comprehensive research agenda for Indian education through an Indian consultative process. We are beginning a new large scale study this year that will establish baseline data on academic achievement and retention of American Indian and Alaska Native students.

The fiscal year 2004 funds would be used to continue this study as well as to continue research grants and data collections initiated in earlier years.

In addition to the Indian education programs that I just mentioned, which are administered by my office, the Department also supports the education of Indians through several other programs. My written statement describes our proposal for each of them, but I would like to touch on a few examples.

The title I education for the disadvantaged program provides supplemental education funding to local educational agencies and schools to help some 15 million disadvantaged students, including an estimated 250,000 Indian children, learn at the same high standards as other students.

The Department is requesting \$12.4 billion for title I grants in fiscal year 2004, a 41 percent increase since 2001. Under the statute, the BIA in outlying areas receive 1 percent of title I grants, which is approximately \$85 million.

Reading First is a comprehensive effort to implement the findings of high quality, scientifically-based research on reading and reading instruction. It is one of the Administration's highest priorities for education. Providing consistent support for reading success from the earliest age has critically important benefits.

Under this formula program, the BIA will receive approximately \$5.25 million. The Higher Education Act for Strengthening Tribally Controlled Colleges and Universities program authorizes grants



that enable these institutions to improve and expand their capacity to serve American Indian students. Under the budget request, the Department would award \$19 million for activities to strengthen tribal colleges.

The Special Education Grants to States program provides formula grants to meet the excess costs of providing special education and related services to children with disabilities. Under the budget request of \$9.5 billion, the Department would provide approximately \$82.5 million to BIA to help serve approximately 8,600 Indian students.

The 2004 budget request for Department of Education programs serving Indians supports the President's overall goal of ensuring educational opportunities for all students.

I thank you for the opportunity to appear before this committee. I would be happy to answer any questions you may have.

The CHAIRMAN. Thank you.

Before we go to our first round of questions, I would like to invite Senator Dorgan to make any opening statement.

**STATEMENT OF HON. BYRON L. DORGAN, U.S. SENATOR FROM NORTH DAKOTA**

Senator DORGAN. Thank you, Mr. Chairman.

Just briefly, I have been in an appropriations subcommittee hearing that I have to return to. I have had a chance to review much of the testimony for this morning. It probably is not surprising that I think that the budget request for many of these accounts is woefully inadequate.

For example, the proposal to take action that would essentially close the United Tribes Technical College makes no sense at all. Underfunding in a range of education, health care, and housing accounts is a very serious mistake. Tribal colleges which, in my judgment, are the core of some very important progress on Indian reservations are going to see additional funding problems as a result of this budget.

The hearing that I am attending on my appropriations subcommittee, we hear exactly the same testimony. But with respect to our Trust responsibilities for Native Americans, the circumstances that exist in both housing, health care, and education, I think are emergency circumstances. I think it's a full blown emergency in many areas.

My hope is that as we work through this on this committee, that we can make recommendations to both the authorizing and appropriations committee, to begin making some significant progress in these areas.

We have four Indian reservations in North Dakota. I have visited them a great deal. I want to see us make significant progress in dealing with the health care needs that exist that are unmet, particularly the needs of children that are unmet. We need to make progress dealing with the needs of these children and education, Mr. Chairman.

I visited a school that had 150 kids with one water fountain and two toilets. A little girl named Rosie Two Bears looked at me and she said, "Senator, will you help build us a new school?" She was

sitting in a classroom whose desks were one inch apart in a 90-year-old building, part of which had been previously condemned.

Well, that's not the way to give a child a good start in life. Every young child that walks through a classroom door ought to be able to go into a room that we think is going to give them a first rate education. That is not the case in many areas and in particular some reservations these days.

So we have a bundle of challenges. No one is more acutely aware of that than you, Mr. Chairman and Senator Inouye. Both of you have provided significant leadership with this committee. I appreciate being a part of this.

I regret that I can't stay for the entire hearing. I look forward to working with you, Mr. Chairman and Senator Inouye, and my colleagues as well to see if we can't make some real progress.

We have to turn back some of the recommendations of the President's budget, build upon them, and make significant investments in human potential in many of these very important accounts.

Thank you for calling on me, Mr. Chairman.

The CHAIRMAN. Thank you. You have been a very consistent and strong voice in support of Indian country. I look forward to working with you, particularly on finding a way we can keep the United Tribes Technical College open. I think, as you do, that it is extremely important.

As I said earlier, I am going to leave to go find a medicine man.

I have a number of questions for each of you. I am going to submit those and ask you to get those back in writing before me before we close the hearing in a couple of weeks.

There is one I would like to ask Ms. Vasques because it is something that has been on my mind for a good number of years. You may not be prepared to answer it, but I would like you to look into it.

Are you familiar with Fort Lewis College in Colorado? It is a 4-year liberal arts college that is a State college?

Ms. VASQUES. Somewhat, but I have not been there.

The CHAIRMAN. Well, it is the only State college in the United States that gives free tuition for Indian students. I think there are about 500 students there, if I am not mistaken. Of course, it costs the State of Colorado about \$5 or \$6 million to reimburse the college to offset that free tuition for Indian youngsters—which I support, by the way.

The College came into being because it had been a fort. It was called Fort Lewis. It had been a fort in the old days. When it was deactivated by the Federal Government, the land was given to the State of Colorado on condition that they would educate young Indian people and that there would be no cost for tuition to do it. That has been going on. It is a very nice, fine little school.

But almost all of the other Indian colleges get some funding through a variety of sources, through Interior, Education, Agriculture, or some other agencies. It is never enough, by the way, as you know. But at least they get some.

I have been concerned for some time about that little State college that gets no reimbursement whatsoever. I don't suppose you are prepared to talk about it at all.

Ms. VASQUES. I do not have an answer for you right now. But I will look into it at the Department and see if that has ever come up and if there has been a request from the Fort Lewis College.

The CHAIRMAN. There never has been a request from Fort Lewis College. But there has been a number of times from the State government. They get off-set by the money that has to come from the State. Every State is running a deficit this year, as you know. I know that has become a bigger point of contention.

About 15 or 18 years ago, somebody in the State legislature ran a bill to revoke that reimbursement. Of course, they ran head-on into the Federal Government who said, "If you do that, you are apt to lose the land because that was the original agreement."

So the State finds itself in this very uncomfortable situation where they don't have the money to off-set it in many cases, and yet they are obligated to by the Federal Government.

Could you try to see if you can find any information on that to see if anything ever has been done through the Education Department and supply that information to the committee?

Ms. VASQUES. Certainly.

[Material supplied follows:]

#### TUITION WAIVERS FOR INDIAN STUDENTS

We have no information that would indicate whether or not the tuition waiver and State reimbursement for American Indian students at Fort Lewis College are unique or whether other colleges and States have similar policies. However, we are aware that many institutions of higher education, foundations, and corporations provide special scholarships for Indian students. Information on specific scholarships can be found on a variety of websites. For example, the American Indian College Fund website includes one such listing at the following web address: [www.collegefund.org](http://www.collegefund.org).

Ms. VASQUES. Mr. Chairman, it might be a new initiative we might want to pursue for my office, as well.

The CHAIRMAN. Well, I would appreciate it if that could be done.

Ms. VASQUES. Okay.

The CHAIRMAN. With that, I will submit questions and would ask if Senator Inouye could continue with the hearing.

Senator INOUE. Thank you very much, sir.

Dr. KINCANNON, I note that the Census numbers for Indian country has grown considerably in the last two decades. I am certain you are aware that tribes have different standards of citizenship or enrollment. For example, in some tribes if one can trace his ancestry to an original tribal roll, that would suffice. In some tribes, there are blood quantum requirements.

If I should approach you and I said to you, "I am a Sioux," even if I am just one-fourth Sioux, what am I listed as?

Mr. KINCANNON. Mr. Chairman, you are listed in accordance with how you respond. We don't have a way to individually quiz people or to know the percent of blood or individual tribal rules that apply that in a national context. We ask people to identify their race, and if they are American Indian or Alaska Native, to identify the tribal membership that predominates. We accept their word. They are obliged by law to report honestly to the best of their ability. We accept their word.

Senator INOUE. So if I am proud of my German ancestry, and I respond German, that is what is listed.

Mr. KINCANNON. You couldn't respond German to the racial question.

Senator INOUE. Well, I mean to the ethnic question.

Mr. KINCANNON. Yes.

Senator INOUE. You will be conducting your survey with Native Hawaiians. What technique will you follow there?

Mr. KINCANNON. You are speaking of the American Community Survey?

Senator INOUE. Yes.

Mr. KINCANNON. Yes; we will be conducting that survey on a similar basis, but we have made special plans. We will conduct a certain number of interviews in households throughout the country every month if the full funding of that survey comes about for fiscal year 2004.

We have made plans for special sampling provisions to ensure coverage to the extent possible of this rather small population that is important for us to cover. We have discussed that with representatives of the community and with the Advisory Committee to the Census on Native Hawaiians and Pacific Islanders.

I will be visiting the Hawaiian homelands later this month. I learn better if I can see it. I will be visiting with community leaders and Hawaiian homelands in your State later this month.

Senator INOUE. All political polling organizations have a caveat saying, "Three percent, plus or minus." What sort of caveat do you have for your work?

Mr. KINCANNON. Any survey result that is based on a probability sample will have a range of error. The range of error will depend on the sample size, the population size, and the characteristic being measured.

I can provide some estimates of that for the record, if you would like. But it will be an analogous kind of measure of a plus or minus so many percentage points.

Senator INOUE. Your numbers are very important because they not only impact upon economic development but on all the programs that these other witnesses have mentioned. Often times it is either per capita or per group. Your numbers are the determinate.

Could you provide us with those variations?

Mr. KINCANNON. We can provide you with whatever statistics we have collected. We can be guided by the needs of the committee to the extent feasible in shaping future data collection and tabulation.

[Material to be supplied follows:]

Mr. KINCANNON. We use either Confidence Interval (CI) or a Coefficient of Variation (CV) for each data item we publish from our surveys. The term "margin of error" has a variety of meanings and is most commonly used by the media. There is a direct relationship between margin of error and confidence intervals, and it is synonymous with the "plus or minus" quantity in a confidence interval.

A confidence interval gives an estimated range of values that, with some level of certainty, contains the value of the estimate that would be obtained from the complete population. The width of the confidence interval gives us some idea of how certain we are about the estimate.

For example, from the American Community Survey (ACS), the median age in Hawaii in 2001 was estimated at 36.7 years with a confidence interval of +/- 0.2. This means that 90 percent of the time the estimate of the median age would be

between 36.5 and 36.7 years. The median household income in Hawaii in 2001 was \$49,960 with a confidence interval of +/- \$2,632, that is, 90 percent of the time the estimate of the median income will be between \$52,592 and \$47,328.

The Coefficient of Variation (CV) is the ratio of the standard error of the estimate to the value of the estimate. It is usually expressed in terms of a percentage. The lower the CV the higher the relative reliability of the estimate. The estimates developed from a specific sample survey may differ from the results of a comparable, complete coverage survey. This difference is estimated by the standard error.

The Annual Survey of Manufactures (ASM), shows the number of manufacturing employees in Hawaii for 2001 at 14,382 with a CV of 6 percent. This means that there is about 95 percent confidence that the interval, 12,656 to 16,108, includes the true value the estimate is approximating.

Senator INOUE. I would like to ask Ms. Martin a few questions. I have one question, and I may submit the rest of my questions.

We were made to understand that there were two new tribal colleges that will begin operations this year. We also understood that the Department of the Interior is aware of these colleges, but no funds were requested. Why is that?

Ms. MARTIN. Sir, I am not aware of the two new tribal colleges. I don't know right now why funds were not requested for them. I will check into that.

Senator INOUE. I will give you the names. I will submit them to you.

Ms. MARTIN. Thank you.

According to press reports, in her testimony before the Senate Energy Committee, Secretary Norton indicated that the increase in funding in the budget for Trust reform will come at the cost of reductions in funding in other department programs for Indians. Have you heard that?

Ms. MARTIN. I was not specifically aware of her statement at that hearing, but I have heard in press reports that statement was made.

Senator INOUE. Well, her testimony has been rather widely disseminated. However, it seems clear that existing problems with the Trust management have been caused, not by Indian beneficiaries, but by the Government. This goes back in history.

Under these circumstances, do you think it is fair to take funds from other Indian programs to address a problem that may be the Government's sole making?

Ms. MARTIN. We are in a position now where we must fund our Trust programs. We are doing our very best to prevent the funding of those programs from affecting our other tribal services and programs. I regret that to some extent our tribal services programs may be affected. We are doing everything we can to minimize that.

Senator INOUE. Well, as you know, I cast my vote in favor of Mr. Swimmer because we want this matter resolved as soon as possible. I hope everything turns out well.

You have included in your request \$15 million to reorganize the Office of the Special Trustee for new Trust offices located in the field. Do you have duties that have been set forth for these Trust offices?

Ms. MARTIN. We do have some duties that have been set forth for the Trust officers. Donna Erwin, the Acting Special Trustee for American Indians, is accompanying me today. I will defer to her to answer questions you might have about that.

Ms. ERWIN. Mr. Chairman, we do have duties. We have position descriptions.

The main purpose of putting fiduciary trust officers in the field is to be able to give the beneficiaries one point of contact. We are not shifting them all over within the Agency trying to answer questions. It also will avoid the disruption of the day-to-day operations of the people that are performing the operation duties.

The other thing is that these people will be there to add an additional resource to the BIA and expand resources on fiduciary duties to make sure we are meeting our responsibilities and we are representing those beneficiaries, as well as looking out for the land as we are moving forward in preserving and conserving land.

Senator INOUE. Have you selected these Trust officers?

Ms. ERWIN. No; we have not.

Senator INOUE. Do you have any requirements or standards that you have set for these new officers?

Ms. ERWIN. Yes; we have. We have been working with the BIA. We have had meetings, in fact, as recently as last week, on setting out standards and setting out training for both BIA and the Trust officers in: "How do you represent the loyalty to that beneficiary? How do you represent and make sure that you are meeting your Trust responsibilities?"

So one of the things that we want to be able to do is look for people that have a fiduciary background, but in addition to that, to be able to provide this training. We have even discussed holding these training programs at tribal colleges so that we can develop Indian people to be able to come into these positions.

Senator INOUE. Have you advertised this in Indian country?

Ms. ERWIN. Pardon me?

Senator INOUE. Have you advertised the need for these Trust officers?

Ms. ERWIN. No; we are just completing the reorganization and those job descriptions. They will be advertised throughout Indian country. We have discussed including them in the American Bar, the Indian Bar, and tribal colleges. We do want to be able to bring, as we said, the Indian people trained into those types of positions.

Senator INOUE. I note in your budget request that you have established a cap for historical accounting at \$130 million. What is the justification for this number?

Ms. ERWIN. I don't believe that is a cap. I think that is the request for this fiscal year; \$100 million of that would be for the individual Indian historical accounting and \$30 million of that would be toward tribal.

We do not have anyone here that can talk to the specifics today, but if you have additional questions we can certainly get those back to you in writing.

Senator INOUE. But will you be able to spend more than that if you do not have it?

Ms. ERWIN. I would like to defer that to the experts in that field.

Senator INOUE. When you set a cap limitation of this sort, how can the Secretary fulfill the requirements of court orders?

Ms. ERWIN. I believe, if you refer to the plan that was submitted on January 6, it will outline how that funding would be spent dur-

ing fiscal year 2004. As I said, I would like to give you details on that in writing so that we can give you the specifics.

Senator INOUE. This next question I do not expect a response, but I would hope you can do it in writing.

I would like to know what we can do in Congress to assist the Department and the Administration in reaching a settlement in the case of *Cobell*?

Ms. ERWIN. I think we would appreciate those efforts. I believe, as the Secretary has previously testified, there is a disparity in numbers currently. One of the things that you will be seeing in that historical accounting expenditures, would be to try to document some of the higher dollar amounts so that figure could become closer to something that we could settle. So I think everyone would appreciate moving toward that.

Senator INOUE. Ms. Martin, I will be submitting many more questions, if I may.

Ms. MARTIN. Thank you.

Senator INOUE. Doctor, about 10 years ago the committee took a trip to Alaska. Like most of our trips to Indian country, the picture is rather sad because the statistics and what you see is not pretty unless you travel to just casino places.

For example, in Alaska we were told that at that time, which was about 1990, of the men in the age group of 18–23, the suicide rate was 14 times greater than the national average. Are you aware of those numbers?

Mr. GRIM. Not those specific numbers, sir. But yes, I am aware of the disparity between suicide rates in our population and the general population.

Senator INOUE. What is it now?

Mr. GRIM. It is 2.7 percent higher right now in our population. It varies by tribe and by region. But the overall average is 2.7 percent greater.

Senator INOUE. That is for all age groups? In other words, it has improved?

Mr. GRIM. It has gotten better. There is still the disparity. We are not happy with that.

Senator INOUE. Is that for Alaskan Natives or all Indians?

Mr. GRIM. That number was for all Indians.

Senator INOUE. So it is 2½ times the national norm?

And the numbers that you gave on diabetes is the same as the national norm?

Mr. GRIM. Yes, sir.

Senator INOUE. Seven times.

Mr. GRIM. The diabetes rates are 2.7 times greater.

Senator INOUE. We were told about 10 years ago that if an Indian man reached the age of 50, the odds were that he would be diabetic. At least half were diabetic. Is that the ratio today?

Mr. GRIM. I can't answer that specifically. But our rates are still high. We are not expecting a decrease in the near future. We have seen some indicators, as I mentioned in my oral statement, that would lead us to believe that in the not-to-distant future, the special moneys that have been put out to tribes in grants, are making an impact on the prevention side. We are seeing a lot of the clinical markers and laboratory markers that are increasing in the right di-

rection. But it is going to take years before the actual diabetes prevalence or incidence starts to shift in the right direction.

Senator INOUE. The Census Bureau provided us some information of the number of homes with telephones and the number of homes with toilet facilities. Obviously it is very much lower than the American norm.

What sort of health impact would that have on Indian country?

Mr. GRIM. It has a huge impact on Indian country. In the early days of Indian Health Service, as we saw the numbers increase in the number of homes that we were able to install safe water and sanitation facilities, we saw a corresponding decrease in gastrointestinal and neonatal deaths. So it makes a huge impact.

We still have huge disparities in the number of Indian homes that don't have safe water. Our recent statistics show approximately 7–8 percent of Indian homes still do not have safe water supplies. The corresponding U.S. rate, I believe, is around 1 percent. So we still have a huge disparity there. That is one of the reasons we are very excited about the \$21 million increase that has been proposed for our 2004 budget in sanitation facilities. It will help us to make a greater impact in that arena. But we still have needs that are far greater than that, as you are aware.

Senator INOUE. \$81 million will make a greater impact. What do you mean by "greater impact?" Is that 10 percent or 5 percent?

Mr. GRIM. We have some specific numbers for you, Senator.

The numbers that we would be able to serve with that increase in funding is about 765 additional first service homes.

Senator INOUE. Six hundred. Out of how many?

Mr. GRIM. About 21,500 that we have on our list now.

Senator INOUE. Six hundred out of 20,000.

Mr. GRIM. Yes, sir.

Senator INOUE. At that rate it might take us 30 years.

Mr. GRIM. It would take a number of years. Right now we estimate our unmet need in that arena for sanitation facilities as \$1.6 billion. But there is a number that are unfeasible. We look at the ones that are feasible as costing around \$900 million.

Senator INOUE. The American populace has become accustomed to different color ratings—dangerous, safe, acceptable, et cetera. Where would you place this? Unacceptable, dangerous, or moderate acceptable?

Mr. GRIM. I think, Senator, for those locations that have some of the greatest disparities, the families, and the people that have to live with them, would place them as unacceptable.

I know the Secretary in one of his recent trips to Alaska also was able to see some of the needs that the Alaskan Natives have relative to safe water and sewer. He was very supportive of our \$20 million increase that is being proposed in the President's budget.

Senator INOUE. Are there any plans to limit eligibility for health care services to only those enrolled members, of federally-recognized tribes?

Dr. GRIM. No, sir; we have no such plans.

Senator INOUE. Are there any plans to privatize or out-source Indian health care services?

Mr. GRIM. If you refer to privatization as in the business private sector, we have no such plans. But as you are aware, through Pub-



lic Law 93-638, anytime the tribe wishes to take over their health care programs or operations from us, we are fully supportive of that. In a sense, we look at that as privatization to the local community. We are not looking for any great privatization to the private business sector, but we are still very supportive of tribes taking over their own programs.

Senator INOUE. Two words have become very important in the American vocabulary—homeland security. Yesterday, the U.S. Senate established a new Appropriations Subcommittee on Homeland Security.

Has your Agency begun any negotiations or discussions with Indian country as to what can be done to prepare Indian country for emergency response to some of these problems?

Mr. GRIM. There are a couple of things that have been going on around that, Senator. When the Centers for Disease Control and the Health Resources and Services Administration put their grants out around preparedness, some of our staff were involved in the reviewing of those grants and ensuring that the American Indian and Alaska Native tribes were included as part of the State planning and implementation process. A lot of comments went back indicating a need to ensure that there was inclusion.

The other thing we have been hearing is anecdotal evidence from a number of tribes relative to the resources necessary to ensure that all of our tribal homelands are safe and secure. This also includes the special needs of those on the borders, the U.S./Mexico border and the United States/Canadian border, as well as some of the port tribes that are on or near ports.

One of the things that the Indian Health Service is looking at doing in the near future, is working with the new Department of Homeland Security. I know that our two Departments, HHS and Homeland Security, will work closely to coordinate things.

One of the things the Indian Health Service is doing above and beyond that is we are planning in the spring for a conference to be held with the tribes. That conference will be looking at homeland security issues and general security issues. In essence, we are trying to get prepared to work with tribes, to hear what they have to say, and where they think we, as a health care system, tribal health care systems, and urban health care systems, can fit into the homeland security arena. We don't have a set date right now. We are looking at the spring. We have some tribal organization representatives that will be helping us plan that agenda.

Senator INOUE. Would I be correct in suggesting that there are no tribal or IHS hospitals or clinics that are presently prepared to cope with bioterrorism or chemical attacks?

Mr. GRIM. No; I wouldn't go that far to say that there are none prepared. In fact, most of our hospitals and clinics do get accredited by an organization called the Joint Commission on the Accreditation of Health Care Organizations, or other similar external accrediting bodies.

Part of that process requires that they all have a disaster preparedness plan that they practice on a regular basis. We have gone further with the development at both headquarters and regional levels to develop what are called "Continuity of Operations" plans

to ensure that if any of our offices are shut down, we are able to operate.

So I think that much like the rest of the Nation, the Indian Health Service and Indian tribes are in a better place than they were 1 year or two ago relative to that sort of preparedness. There is still a long way to go and a lot that needs to be done.

Senator INOUE. A few years ago one of the proudest moments of the Health Service was to announce that infant mortality in Indian country has now become equal to the national norm. What is it now?

Mr. GRIM. Right now our ratio is just slightly above that, 1.2. It is a little bit higher.

Senator INOUE. But it is still within range?

Mr. GRIM. Yes; very close.

Senator INOUE. Now, if I may go to housing, you have testified that approximately 38 percent of all Indian housing funds appropriated since the beginning of NAHASDA have remained unspent. Did I hear wrong?

Mr. RUSSELL. Actually, that percentage represents unspent funds since 1998. So not since the beginning of NAHASDA which was 1996.

Senator INOUE. Since 1998?

Mr. RUSSELL. Yes.

Senator INOUE. Are the tribes aware of this?

Mr. RUSSELL. I believe they are. What we are trying to do is work more diligently to collect tribe-by-tribe data, actually on the obligations status of those funds. As you know, it is an unexpended amount of money. Maybe much of that money has already been obligated. So we are trying to ascertain how much of it has been obligated and break that down by tribes so we can have a better idea of where the tribes stand on that.

Senator INOUE. When were these tribes notified that we had these funds were available for obligation? I was told yesterday; is that correct?

Mr. RUSSELL. I am not exactly sure when they were notified, sir. I can look into that.

Senator INOUE. I have been on the Appropriations Committee now for over 30 years. So I am well aware that in the process you begin with what you consider to be priorities and then by the time it gets through your Department and goes to OMB, you may be lucky if you have half.

For the 2004 budget request, if I may ask Ms. Vasques, some 45 education programs will be eliminated; is that correct?

Ms. VASQUES. Yes, sir.

Senator INOUE. Now, in your budget request, did you request that they be eliminated?

Ms. VASQUES. Yes; in keeping with the President's priorities, they looked at many of our programs that have been in existence. I think the exact number is 45 that were targeted for elimination.

Senator INOUE. Subject to the President's priorities.

Ms. VASQUES. Title I, special education.

Senator INOUE. What were your priorities? Would you have wanted those programs to continue?

Ms. VASQUES. I am not familiar with all 45 of them, but I know for the Office of Indian Education, which is where I am the biggest advocate, I constantly am at the table to make sure our priorities are heard in the Office of Indian Education.

Senator INOUE. So as far as your program, you don't think you are wasting money?

Ms. VASQUES. We are not wasting money. We would like some more money. We have \$122 million in the Office of Indian Education and approximately \$97 million of that goes to the local educational agencies that are serving our Indian students in the public schools.

Senator INOUE. In order to carry out your mission in the proper fashion, how much more money would this Congress have to appropriate?

Ms. VASQUES. To the Office of Indian Education?

Senator INOUE. Yes.

Ms. VASQUES. I wasn't prepared to answer that question. I think the exact amount we are asking for is \$122 million. I am shooting for that in my budget.

Senator INOUE. You are requesting that because you were told to request that, or because you think it is enough?

Ms. VASQUES. We worked together within the Office of Elementary and Secondary Education. We sat down and focused on our needs.

Senator INOUE. Do you think that amount is enough?

Ms. VASQUES. Well, for the Department of Education, yes, it is enough. If you are asking me personally, I can always advocate for more.

Senator INOUE. What is the dropout rate for high school students now?

Ms. VASQUES. I can't recall the dropout rate for American Indian students in high school.

Senator INOUE. Is it worse than the national norm?

Ms. VASQUES. Yes, it is. I am sure I have it here in my notes. I can get that exact number for you for the record and submit it to the committee.

[Material to be submitted follows:]

#### DROPOUT RATES OF AMERICAN INDIANS

Data pulled together from the 2000 Census indicate that about 16.1 percent of 16 to 19 year old American Indians are not enrolled in, and did not graduate from, high school. In comparison, the rate is 8.2 percent for whites, 11.7 percent for blacks, 21 percent for Hispanics, and 9.8 percent for the general population. The percentages are based on responses from individuals who identified themselves with a single race and do not include those who identified themselves with more than one race.

Senator INOUE. You would like to reduce that dropout rate, wouldn't you?

Ms. VASQUES. Absolutely.

Senator INOUE. At least to make it equal the national norm?

Ms. VASQUES. We would like to have no dropouts.

Senator INOUE. Do you think this program can resolve that?

Ms. VASQUES. Well, I think it is working in concert with many of our programs at the Department—the Safe and Drug Free Schools, Title I, and other school improvement programs.

Senator INOUE. If I may, I would like to submit questions not only for myself but on behalf of the other members. Can we secure a response from you in 2 weeks? Would that be okay?

Ms. VASQUES. Yes.

Senator INOUE. With that, and on behalf of the chairman of the committee, I thank you very much for your presence here today and your answers. Thank you very much.

[Whereupon, at 11:26 a.m., the committee was adjourned, to reconvene at the call of the Chair.]

---

---

## APPENDIX

---

### ADDITIONAL MATERIAL SUBMITTED FOR THE RECORD

---

---

PREPARED DEBORAH J. DANIELS, ASSISTANT ATTORNEY GENERAL, OFFICE OF JUSTICE PROGRAMS, DEPARTMENT OF JUSTICE

Chairman Campbell, Vice Chairman Inouye, and members of the committee: The Department of Justice appreciates the opportunity to submit this statement to the committee to discuss the Justice Department's proposed fiscal year 2004 budget priorities for Indian country. As the committee is aware, and as we at the Justice Department are aware, the needs of Indian tribal governments in combating crime and violence continue to be great. As the Department stated to this committee last year, the President and the Attorney General remain committed to addressing the most serious law enforcement problems in Indian country, including substance abuse, domestic violence, and other violent crimes, and to ensuring that Indian tribes are full partners in this effort.

The Justice Department's Office of Justice Programs [OJP] continues to be the Department's primary resource for funding and other assistance in Indian country. Through OJP and its component bureaus, the Department identifies emerging criminal and juvenile justice system issues, develops new ideas and tests promising approaches, evaluates program results, collects statistics, and disseminates these findings and other information to Federal, State, and local units of government, Indian tribes, and criminal justice professionals. OJP works to prevent and control crime and help crime victims by providing funding to and assisting State and local governments, Indian tribes, law enforcement, prosecutors, courts, corrections, and other service providers.

During the past fiscal year, OJP continued its support to American Indian and Alaskan Native tribes. OJP has done this through grants to support innovative approaches to breaking the cycle of drugs, delinquency, crime and violence and through technical assistance and training to provide tribal leaders with the knowledge and skills required to address these issues.

Many of the committee members are aware of OJP's efforts with the Comprehensive Indian Resources for Community and Law Enforcement, or CIRCLE, Project. As was discussed with this committee last year, the CIRCLE Project recognizes that the most effective solutions to the problems experienced by tribal communities come from the tribes themselves. The three tribes that participate in the CIRCLE Project have each undertaken efforts to combat crime and violence. These tribes designed their own strategies, while we provided support through direct funding, training, and technical assistance.

With the conclusion of another fiscal year we continue to see results from the three CIRCLE Project tribes. We at OJP are hopeful that the lessons obtained through the CIRCLE Project will be taken as both examples and possible roadmaps for other tribes to follow as they attempt to deal with their own unique needs and requirements. For example, gang activity and domestic violence continue to be a major problem for many tribal communities. Under the CIRCLE Project, the Oglala Sioux have seen reduced gang activity and domestic violence since implementing CIRCLE. We believe that the methods followed by the Oglala Sioux can be used by

other similarly situated tribes. Juvenile delinquency also continues to plague tribal communities. Under the CIRCLE project the Northern Cheyenne continue to make progress in this area with several promising youth programs. Meanwhile the Pueblo of Zuni continues its efforts to adopt community policing practices to its community.

The Administration's continued commitment to American Indian communities is reflected in the President's Fiscal Year 2004 request of \$50.7 million for OJP tribal programs, part of the Department's overall effort to assist tribal governments in addressing criminal justice issues in Indian country. This plan will allow us to continue most of our tribal programs near fiscal year 2003 levels.

As the committee is aware, many of OJP's tribal programs focus on alcohol and drug abuse, which continue to be major problems in Indian country. During the last fiscal year, OJP's Bureau of Justice Assistance [BJA] issued a solicitation and awarded grants for the Indian Alcohol and Substance Abuse Demonstration Program, an effort to improve the enforcement of alcohol and drug laws in tribal lands and provide treatment and other services to American Indian or Alaskan Native offenders with substance abuse problems. Under this initiative, recipients are focusing on law enforcement, services, or both. For fiscal year 2003, we received \$4.9 million for this initiative. For fiscal year 2004, the President requested an additional \$4.9 million to continue the effort.

BJA will also address the issue of drug abuse in Indian country through continued assistance to Indian communities under its Drug Courts Program, which provides funds for local drug courts that provide specialized treatment and rehabilitation for non-violent substance abusing offenders. While this is not solely a tribal program, OJP has always ensured that tribal governments were included as Drug Court grantees. Last fiscal year alone, we awarded 16 Drug Court grants totaling over \$2.7 million to Indian tribes. In the last 2 years, OJP has awarded nearly \$6 million in drug court grants to tribal governments and has established 37 new drug courts in Indian country. We anticipate that American Indian and Alaskan Native tribes will continue to apply for drug court funding again this year and that they will be well-represented among new grantees. For fiscal year 2003, we received \$44.7 million for the overall Drug Courts Program, and for fiscal year 2004 we have requested \$68 million for the overall program.

Further, Mr. Chairman, it continues to be a sad fact that American Indian and Alaskan Native women still suffer disproportionately from domestic violence and sexual assault. Since 1994, our Office on Violence Against Women [OVW] has administered the STOP Violence Against Indian Women Discretionary Grants Program, which support tribes' efforts to investigate and prosecute violent crimes against women and to strengthen services for victims of these crimes. During fiscal year 2002, OJP awarded 43 grants totaling over \$5 million under this program. In fiscal year 2003, we received \$9.1 million for this effort. For fiscal year 2004, we have requested an additional \$9.1 million.

During fiscal year 2002, we were pleased to launch the Tribal Domestic Violence and Sexual Assault Coalitions Grant Program, a new program authorized under the Violence Against Women Act of 2000 that is designed to help non-profit tribal coalitions improve systemic and community responses to victims in Indian country. We have high hopes that this program will help tribal communities identify gaps in services so that no domestic violence or sexual assault victims fall through the cracks. During fiscal year 2002, OJP awarded six grants totaling over \$1.7 million under this initiative. For fiscal year 2003, we received \$3.3 million for this effort. For fiscal year 2004, we have requested the same amount.

For fiscal year 2004, we are requesting a total of \$20.1 million for all of our tribal Violence Against Women Act programs, virtually maintaining the fiscal year 2002 and fiscal year 2003 funding levels.

Similarly, OJP's Office for Victims of Crime [OVC] works with Indian tribes to provide services for crime victims in areas that are often under-served. OVC provides direct support through its Victim Assistance in Indian Country Discretionary Grant Program. Tribes can use these funds for many different services, including emergency shelters, mental health counseling, and immediate crisis intervention. This program is supported through the Crime Victims Fund, which comes from Federal criminal fines, forfeited bail bonds, penalty fees, and special assessments. Further, and aside from funds that will become available through OVC's Crime Victim Fund, the President has also requested an additional \$1.6 million specifically to support victim assistance programs in Indian country for fiscal year 2004.

OVC also administers grants under the Children's Justice Act to improve the investigation, prosecution, and handling of child abuse cases in Indian country. Tribal communities nationwide have used these grants for activities such as training law enforcement and court staff on how to work with child abuse victims, and establishing protocols for handling these cases. We are requesting \$3 million for this program

in fiscal year 2004, maintaining the current funding level of \$2.9 million received for fiscal year 2003.

During fiscal year 2004, as during fiscal years 2003 and 2002, OJP continues its work to help American Indian and Alaskan Native youth through the Tribal Youth Program, which is administered by OJP's Office of Juvenile Justice and Delinquency Prevention [OJJDP]. The Tribal Youth Program supports accountability-based sanctions, training for juvenile court judges, strengthening family bonds, substance abuse counseling, and other efforts to improve justice operations in Indian country. Further, with OJJDP funding, American Indian Development Associates provides training and technical assistance to Tribal Youth Program grantees. Also, OJP will continue to dedicate funds to support tribal-related juvenile justice research activities. For fiscal year 2003, OJP received \$12.3 million for this program. For fiscal year 2004, the President has requested \$12.5 million to allow these efforts to continue.

In addition to focusing on specific offender or victim populations, tribes have expressed a need for overall improvement of their justice systems. Tribal justice systems have existed for hundreds of years, but lately their workload has grown markedly, while the available resources have not. OJP has worked to help ease this burden through the Tribal Courts Assistance Program, which assists tribes in the development, enhancement, and continuing operation of tribal judicial systems. It provides resources to help tribes sustain safer and more peaceful communities. For fiscal year 2003, we received \$7.9 million for this effort. For fiscal year 2004, we have requested \$5.9 million.

Another important tool to help tribes enhance their law enforcement and criminal justice systems is technology. This past September, OJP's Bureau of Justice Assistance [BJA] awarded funds to the National Center for Rural Law Enforcement for the first phase of the Inter-tribal Integrated Justice Pilot Project, a part of OJP's Information Technology Initiative. The Inter-tribal Integrated Justice Pilot Project will increase electronic information sharing among the Navajo Nation, Hopi Tribe, and Pueblo of Zuni in order to improve 24-hour emergency services and enforcement of drunk driving violations and protection orders. We look forward to continuing this project and to providing training and technical assistance to other tribes that seek to undertake similar efforts.

One of the many challenges that American Indian and Alaskan Native tribes face is collecting reliable data on arrests, victimizations, and other criminal justice-related issues. Last year OJP awarded a grant to the Justice Research and Statistics Association to create the Tribal Justice Statistics Assistance Center, which became operational late last month. The Center will work with tribal justice agencies to develop and enhance their ability to generate and use criminal and civil justice statistics. It will provide support specifically tailored to the tribal community requesting assistance. Among other activities, the Center will offer tribes training in the use of criminal justice data to help inform justice decisionmaking in Indian country.

Not only will improved data gathering help tribes make better policy decisions, it will also help them to better share and receive information with the broader criminal justice community, as well as to participate in national criminal justice data gathering efforts, such as the National Incident Based Reporting System [NIBRS], the Uniform Crime Reporting [UCR] program, and other data collections related to corrections, criminal victimization, court processing, and juvenile justice. In addition, the Center will provide for tribal participation and access to national law enforcement data systems, such as the National Criminal Information Center [NCIC] and the National Protection Order File.

For fiscal year 2003, we targeted \$2 million in Bureau of Justice Statistics [BJS] funds for the Tribal Justice Statistics Assistance Center and other tribal-related statistics activities, maintaining the current funding level. For fiscal year 2004, we plan to dedicate a similar amount.

Through OJP's National Institute of Justice [NIJ], we at OJP continue to engage in a number of research efforts to better understand criminal and juvenile justice problems in Indian country and the many challenges tribal justice agencies face. We consider this type of research critical to helping us understand what approaches and techniques will best serve tribal governments as they work to improve conditions within their communities. In the past this research has produced valuable resources such as Policing on American Indian Reservations, which was developed through a grant to the John F. Kennedy School of Government at Harvard University. We consider continuing these types of projects an essential part of our assistance to tribal governments.

Mr. Chairman, so far I have outlined some of our broader efforts to work with American Indian and Alaskan Native tribes, but there is also a need for day-to-day assistance. In September 2000, with OJP support, the National Tribal Justice Re-

source Center opened its doors. Located in Boulder, Colorado, the Resource Center is operated by the National American Indian Court Judges Association and provides tribal justice systems with assistance that is comparable to that available to Federal and state court systems. The Resource Center offers onsite training and technical assistance, a calendar of seminars and conferences, and a free searchable data base of tribal court opinions. It also features a "justice system mentoring project," which partners a developing tribal court with a more experienced one. The Resource Center makes information available through a toll-free number [1-877/976-8572] and a comprehensive searchable website [[www.tribalresourcecenter.org](http://www.tribalresourcecenter.org)]. OJP plans to continue our support of this project in fiscal year 2004.

Mr. Chairman, Attorney General Ashcroft has pledged to honor our Federal trust responsibility and to work with sovereign Indian Nations on a government-to-government basis. The Attorney General, the Justice Department, and OJP will honor this commitment and continue to assist tribal justice systems in their effort to promote safe communities. We also recognize that the most effective solutions to the problems facing tribes come from the tribes themselves, and that our role is to help the tribes develop and implement their own law enforcement and criminal justice strategies. We are confident that our current activities and our fiscal year 2004 proposed budget reflect these priorities. This concludes my statement.

Mr. Chairman, I have attached a budget chart to assist the committee, and I would welcome the opportunity to answer any questions you or members of the committee may have.



**OJP Tribal Programs Budget Activity**  
**Source: Office of Justice Programs, Office of Budget and Management Services**

Program Name	FY 2003 President's Request	FY 2003 Conference Report*	FY 2004 President's Request
Tribal Courts Program	\$7,982,000	\$7,948,000	\$5,921,000 <sup>1</sup>
Tribal Youth Program	12,472,000	12,391,000	12,500,000
Indian Alcohol/Substance Abuse Program	4,989,000	4,968,000	4,932,000
Tribal Corrections Program (Prison Construction)	---	4,968,000	---
Tribal Criminal Justice Statistics <sup>2</sup>	1,996,000	1,983,000	2,000,000
OVC Children's Justice Act-Tribal Partnerships	3,000,000	2,981,000	3,000,000
OVC Victim Assistance in Indian Country <sup>3</sup>	1,600,000	1,590,000	1,600,000
STOP Violence Against Indian Women Program	9,227,000	9,167,000	9,112,000
Tribal DV/SA Coalition Program	3,417,000	3,395,000	3,371,000
Rural DV & Child Victimization Grant Program	1,997,000	1,984,000	1,973,000
Grants to Encourage Arrest Policies & Enforcement of Protection Orders	3,246,000	3,225,000	3,206,000
Legal Assistance for Victim of DV, SA, and Stalking	2,000,000	1,987,000	1,975,000
Safe Haven Program (Supervised Visitation)	750,000	745,000	740,000
Native American Pass-Through Requirement (OJDP: Part B) <sup>4</sup>	296,000	294,000	398,000
<b>TOTAL</b>	<b>\$52,972,000</b>	<b>\$57,626,000</b>	<b>\$50,728,000</b>

\* Includes a .65% rescission.

<sup>1</sup> This program is included under the Justice Assistance Grant (JAG) program in FY 2004.

<sup>2</sup> Funds provided are based on BIS Director's discretion. Actual funds provided will not be determined until the end of the fiscal year.

<sup>3</sup> Funds provided are based on OVC Director's discretion. Actual funds provided will not be determined until the end of the fiscal year.

<sup>4</sup> Funds provided are based on a formula. Actual funds provided will not be determined until the end of the fiscal year.



PREPARED STATEMENT OF  
CHARLES LOUIS KINCANNON  
DIRECTOR  
U.S. BUREAU OF THE CENSUS

Before the Committee on Indian Affairs

U.S. Senate

5 March 2003

Good morning. On behalf of the Census Bureau, I would like to thank you Mr. Chairman and the Senate Committee on Indian Affairs for inviting me to testify this morning. The Census Bureau does not operate "Indian Programs" in the conventional sense, our mission to provide the most timely, relevant, and quality data about the people and economy of this United States. These data play an essential role in ensuring that the needs of these communities are fully considered.

The Census Bureau, as the nation's preeminent collector of data, provides the most comprehensive and in-depth statistics for American Indians and Alaska Natives. This morning I will focus economic and demographic information about these groups from the Economic Census, along with the Survey of Business Owners, and the decennial Census of Population and Housing and its partner, the American Community Survey.

The Economic Census is conducted every five years, for years ending in '2 and '7. We are currently receiving and processing information for the 2002 Economic Census. The Economic Census catalogues the nation's economy by collecting business information, including the number of employees, payroll, receipts, and product line revenues, business by business. The Economic Census is a detailed profile of the U.S. economy — from the national level to the local level, and from one industry to another industry, providing information on over 23 million businesses and 96 percent of the nation's economic activity. Over 5 million firms received questionnaires, and to reduce response burdens we develop data for millions of other firms using tax data.

The Economic Census is used in determining the Gross Domestic Product estimates, as well as other economic indicators that measure the economy and can dramatically affect markets. Moreover, the detailed data — data for over 1000 different industries, including 8000 manufactured products and 3000 merchandise, commodity and service lines — inform economic and financial decisions in the private sector, as well as the Federal, tribal, state, and local levels.

With each Economic Census, we also collect data as part of a separate survey in order to provide a detailed portrait of minority- and women-owned businesses. This is the Survey of Business Owners. The survey collects basic facts such as the revenue, employment, and payroll, as well as data on selected characteristics of the companies, such as information on financing, whether the companies are home-based, and whether the companies are family-owned. The Survey of Business Owners — or, as it was known in the past as the Survey of Minority-owned Business Enterprises — paints a portrait of the American Indian and Alaska Native-owned businesses that is used by agencies such as the Commerce Department's Minority Business Development Agency to evaluate program needs and opportunities.

In 1997, almost 200,000 firms were owned by American Indians and Alaska Natives. The sales and receipts from these firms totaled \$34.3 billion. Moreover, the data suggest that the American Indian and Alaska Native economy is diverse and with significant activity across each of the major industry classifications.

**Table 1**  
**Summary of the American Indian and Alaska Native Economy**  
*Source: 1997 Survey of Minority-Owned Business Enterprises*

	American Indian and Alaska Native <i>All firms</i>		Total U.S. Firms <i>All firms</i>	
	Firms	Sales and Receipts	Firms	Sales and Receipts
	<i>(number)</i>	<i>(\$1,000)</i>	<i>(number)</i>	<i>(\$1,000)</i>
All Industries	197,300	34,343,907	20,821,935	18,553,243,047
Agricultural Services, forestry, and fishing	8,942	360,484	496,164	64,032,640
Mineral Industries	947	543,908	126,809	176,609,179
Construction industries and subdividers and developers	27,435	5,384,815	2,333,424	944,154,542
Manufacturing	6,717	2,503,417	688,782	4,021,515,429
Transportation, communications, & utilities	6,291	1,620,515	919,570	1,183,669,281
Wholesale trade	4,365	3,155,143	797,856	4,270,041,314
Retail trade	14,768	4,618,484	2,889,041	2,649,085,229
Finance, insurance and real estate industries	4,616	1,190,741	2,237,675	2,567,560,021
Service industries	34,144	5,202,704	8,891,024	2,614,964,642
Industries not classified.	89,243	9,763,696	1,480,003	61,610,770

These data provide a helpful frame of reference, summarizing the American Indian and Alaska Native economy at the national level.

However, the most useful data at the local and tribal governments come directly out of the Economic Census. The 2002 Economic Census will show the number of businesses, employment, and sales for businesses at the state, county, city, and often ZIP-code level. These data will be used by tribal government leaders and planners, as well as entrepreneurs to outline potential opportunities for economic development.

By combining data from the Economic Census and the decennial census, an entrepreneur, business owner, or tribal government can provide a profile with rich detail to encourage investors. The Economic Census will indicate number of employees and annual sales by industry. Data from the decennial census of population can be used to create a profile of potential customers or workers. For instance, if someone was looking to open a new pharmacy, the decennial census would be helpful in determining how much of the potential customer base is over age 65, their household income, and the number of housing units in the neighborhood.

The Census of Population is the great national catalogue of human capital that is collected every ten years. It will be of interest here, that we visit every reservation, as well as every off-reservation tribal trust land, tribal designated statistical area, and state-recognized reservation in the nation — from Seminole in Florida to Yakama in Washington, from the Navajo Nation to the Osage Nation in Oklahoma, and from the Shinnecock Reservation to Wind River.

Beginning with the 2000 decennial census respondents were allowed to check more than one race. This contributed significantly to the number of people who identified themselves as American Indian or Alaska Native in 2000.

According to Census 2000, when asked about their race, almost 2.5 million persons indicated American Indian or Alaska Native alone on their census questionnaire. An additional 1.6 million persons indicated that they were American Indian or Alaska Native in combination with one or more other races. Combining these two totals means that there were over 4 million persons who indicated that they were American Indian and Alaska Natives in the United States. According to the 1990 census slightly less than 2 million persons indicated that they were American Indian and Alaska Natives. In 1990, census respondents were allowed to check only one race; therefore, these numbers are not strictly comparable.

**Table 2**  
**American Indian and Alaska Native Population for the United States**

	1990 Census	2000 Census	2000 Census	2000 Census
	American Indian and Alaska Native	American Indian and Alaska Native alone	American Indian and Alaska Native in combination	American Indian and Alaska Native alone or in combination
United States	1,959,234	2,475,956	1,643,345	4,119,301
Percent of total population	0.8	0.9	0.6	1.5

We publish the population counts for reservations, including off-reservation trust land, as well as statistical area, and the census tracts therein. We also publish the population counts for every tribe, whether or not those reporting actually live on the reservation or not. It is important to note that we obtain these counts through self-identification — meaning we rely on the answers that census respondents mark on their forms. This is an important distinction from tribal enrollment.

According to the 2000 census, the largest tribes and tribal groupings were Cherokee, Navajo, Choctaw, Sioux, and Chippewa.

Table 3  
Census 2000 Population by Selected Tribal Groupings

	American Indian or Alaska Native Alone		American Indian or Alaska Native Alone or in combination and with one or more tribe reported
	One tribal grouping reported	One or more than one tribal grouping reported	
Apache	57,060	64,977	96,833
Blackfeet	27,104	31,462	85,750
Cherokee	281,069	299,862	729,533
Cheyenne	11,191	12,556	18,204
Chickasaw	20,887	23,901	38,351
Chippewa	105,907	108,637	149,669
Choctaw	87,349	96,901	158,774
Colville	7,833	8,026	9,393
Comanche	10,120	11,688	19,376
Cree	2,488	3,212	7,734
Creek	40,223	45,718	71,310
Crow	9,117	9,691	13,394
Delaware	8,304	8,906	16,341
Houma	6,798	6,877	8,713
Iroquois	45,212	47,530	80,822
Kiowa	8,559	9,689	12,242
Lumbee	51,913	52,555	57,868
Menominee	7,883	8,141	9,840
Navajo	269,202	275,991	298,197
Osage	7,658	9,012	15,897
Ottawa	6,432	7,055	10,677
Paiute	9,705	10,868	13,532
Pima	8,519	9,518	11,493
Potawatomi	15,817	16,409	25,595
Pueblo	59,533	63,060	74,085
Puget Sound Salish	11,034	11,260	14,631
Seminole	12,431	15,413	27,431
Shoshone	7,739	8,453	12,026
Sioux	108,272	113,066	153,360
Tohono O'Odham	17,466	18,180	20,087
Ute	7,309	8,024	10,385
Yakama	8,481	9,042	10,851
Yaqui	15,224	16,469	22,412
Yuman	7,295	7,821	8,976
All other tribes	240,447	249,989	357,658
American Indian, tribe not specified	109,644	109,701	195,902
Alaska Native tribes, specified:	89,757	94,316	116,915
Alaskan Athabaskan	14,520	15,335	18,838
Aleut	11,941	12,773	16,978
Eskimo	45,919	47,337	54,761
Tlingit-Haida	14,825	15,884	22,365
All other tribes	2,552	2,987	3,973
Alaska Native, tribe not specified	6,161	6,531	8,702
American Indian or Alaska Native tribes, not specified	511,960	511,960	1,056,457

Prepared Statement of Charles Louis Kincannon, Director  
U.S. Bureau of the Census

5

In addition to population data, the decennial census also collects a wide-range of social, economic, and housing characteristics, including education, income, property value, and housing conditions. These data are collected by the long-form questionnaire.

Such data are used to develop estimates of the educational attainment, household income, and per capita income at the census tract level (approximately 4000 residents), and are also available for reservations and other geographies. The decennial census long form provides the most comprehensive and in-depth profile of American Indians and Alaska Natives and the data are available every ten years. The data are used throughout the Federal government, as well as by tribal governments, to allocate funding.

Among the key data that the Census Bureau collected in 2000, we found that

- Over 800,000 American Indians and Alaska Natives were enrolled in preschools, kindergartens, elementary schools, high schools, and colleges.
- There were almost 200,000 veterans among the American Indian and Alaska Native population.
- Approximately 1,050,000 American Indians and Alaska Natives were in the labor force.
- The median income for American Indians and Alaska Natives households was slightly over \$30,000.
- The median property value for American Indian and Alaska Native owner-occupied housing units was \$81,000.
- And according to Census 2000, there were 765,000 American Indian and Alaska Native households, of these 90,000 did not have telephones; 34,000 lacked complete plumbing facilities; and 30,000 lacked kitchen facilities.

The Bureau of Indian Affairs, the Indian Health Service, the Rural Community Advancement Program, the Department of Education, Housing and Urban Development, as well as other Departments and agencies use these figures to address the needs of American Indians and Alaska Natives. And because the decennial census provides these data down to the tract level, it provides a highly sensitive means for assessing changing needs and opportunities.

The decennial census offers a comprehensive and in-depth snapshot of the conditions as of Census Day. It is not, however, the best tool for systematically measuring progress or program outcomes. As you move further and further from the reference date — Census Day — the data become stale, and therefore depict the community in an increasingly less accurate detail. At the end of the decennial cycle, data on these important characteristics can be as much as twelve years old. As late as last summer, tribal governments were still waiting for the data from the Census 2000 long form. They were still using 1990 decennial long form data to try to meet the needs of their members.

Prepared Statement of Charles Louis Kincannon, Director  
U.S. Bureau of the Census

6

The good news is that the Census Bureau has a plan that will dramatically improve the way that we deliver these crucial and important characteristic data to tribal governments. With the American Community Survey, we plan to eliminate the long form by collecting these data every year. While this may be a dramatic change in the way that we collect these characteristic data, we will continue to provide the long form type data that are used by the Federal and tribal governments, as well as the private sector. The real difference is that we will be able to publish data equivalent to the long form every year for every county, reservation, trust land, statistical area, homeland area, *and* the census tracts therein — not just once a decade as with the decennial census long form. It should be noted that annual data from areas with less than 65,000 people will be published using 3- and 5-year averages. This will allow governments to measure change, to plan better, to calibrate programs more effectively, and to take better advantage of potential opportunities.

The American Community Survey is an integral part of the Census Bureau's plan for the 2010 decennial census. We have embarked on this path because it will improve the data that this nation uses to meet the needs of Americans on a daily basis. We believe that this plan will improve the Census of Population in 2010, because we will be able to focus all of our efforts on the primary constitutional responsibility of counting every person. The American Community Survey will deliver key social, economic, and housing characteristic data every year, instead of every ten years — and these are the data that Federal and tribal governments depend upon to address the needs of American Indians and Alaska Natives.

As I mentioned before, an entrepreneur, business owner, or tribal government can combine data from the Economic Census and the decennial census, using these data to make the case for investment — strengthening the link between possibility and reality. The Economic Census is the catalog of economic resources. The decennial census and, in the future, the American Community Survey, are catalogs of human capital. These data express the tremendous potential for progress, growth, and opportunity that exists within the United States and every American Indian nation.

Thank you and I would be pleased to answer your questions.

U.S. CENSUS BUREAU

Committee on Indian Affairs  
Questions from Senator Ben Nighthorse Campbell

**Question:** Census visits every reservation and off-reservation trust area. I am most impressed by the effort of the Census Bureau to engage and visit Indian country. Can you provide us with the data on the levels of Federal and Contracted personnel and funding this required?

**Answer:**

The Census Bureau mounted an extensive effort to enumerate American Indians that included the American Indian and Alaska Native Partnership Program. However, funding for these efforts were included in broadly defined Census 2000 activities and not tracked separately.



U.S. CENSUS BUREAU

Committee on Indian Affairs  
Questions from Senator Ben Nighthorse Campbell

**Question: Does the Bureau make use of contracted Indian-owned firms to do on-the-ground work in Indian communities?**

**Answer:**

The Census Bureau does not contract with Indian-owned firms to do the actual census enumeration. The Census Bureau however does contract with the following Indian-owned firms in other important ways:

- G & G Advertising. Subcontracted through the Young and Rubicam Advertising Firm for the development of the American Indian and Alaska Native advertising campaign and the Census 2000 American Indian and Alaska Native official logo.
- Orbis. Contracted to write and produce the program and procedural handbooks to be used by American Indian and Alaska Native tribes.
- Looking Eagle Manufacturing. Contracted to design and produce a series of outreach and promotional materials specifically for use in American Indian and Alaska Native communities to raise awareness about the Census and encourage participation.

In addition to contracting:

- The Census Bureau directly hires the local staff needed to complete operations to prepare and develop the address list and to conduct enumeration operations.
- In its recruiting operations, the Census Bureau employs a policy of indigenous hiring. The Census Bureau actively sought the assistance of tribal officials in promoting and publicizing Census 2000 job opportunities and encouraging tribal members to apply for Census jobs.
- The Census Bureau conducted recruiting sessions at locations on tribal lands and often in space provided in tribal offices.

## U.S. CENSUS BUREAU

Committee on Indian Affairs  
Questions from Senator Ben Nighthorse Campbell

**Question: The "Economic Census" and the "Survey of Business Owners" look to be very successful with high rates of comprehensiveness in information. Of the 200,000 or so Native-owned firms you surveyed, how many of them are sited on Indian lands?**

**Answer:**

Currently, we are not able to determine whether business establishments included in the Economic Census and Survey of Business Owners (SBO) are located on tribal lands. However, new geographic information developed for Census 2000 includes additional codes for Indian reservations. Consequently, information about businesses located on tribal lands will be available from the 2002 Economic Census and the 2002 SBO after the results of these programs are made available.

**BACKGROUND:**

Under current survey methods, it has not been possible to determine whether businesses are located within tribal lands for the following reasons:

- Geographic coding for the Economic Census and Survey of Business Owners (SBO) is based on addresses contained in the U.S. Census Bureau's business register.
- The business register includes geographic codes based on the Federal Information Processing Standards (FIPS) maintained by the U.S. Office of Management and Budget. The FIPS codes identify states, counties, metropolitan areas, and places, but do not include information about tribal lands.
- For Census 2000, we developed new geographic coding that identifies Indian reservations. These new codes will be available to tabulate the 2002 Economic Census and 2002 SBO after these programs are tabulated.

U.S. CENSUS BUREAU

Committee on Indian Affairs  
Questions from Senator Ben Nighthorse Campbell

**Question: The bulk of economic activity in Indian country is carried out by tribal governments. Does the Census tally up the tribal-owned businesses as well?**

**Answer:**

The Economic Census includes all business activity conducted in the United States, whether the business is owned by a private concern or by a government agency. The census includes a wide range of businesses owned by all sorts of governments: hotels, retail stores, hospitals and other health care, and casinos.

Beginning with the 2002 Survey of Business Owners, we will ask businesses to describe the ownership of their business, including whether the owner is an American Indian tribal entity. We will make a concerted effort to include all tribally-owned businesses.

**BACKGROUND:**

The Economic Census and Survey of Business Owners profile the vast and dynamic economy of our United States, and provide detailed information of the size and geographic location of the expansive U.S. marketplace. This marketplace includes not only private businesses, but also goods and services provided by all sorts of governments including hotels, hospitals, retail stores, and other business establishments. Tribal business activities are very important to these programs, because they contribute substantially to the Gross Domestic Product both nationally and in their local economies, and have been included in most economic census and survey programs for many years.

## U.S. CENSUS BUREAU

**Committee on Indian Affairs**  
**Questions from Senator Ben Nighthorse Campbell**

**Question: Census of population. There seems to be some confusion in the increase from 1990 (1.9 million) to 2000 (4.1 million) in terms of the number of Native people in the U.S. Am I correct that the main reason for the increase is not the high birthrates but a change in Census questioning that allows respondents to choose certain categories of race? Please go into some detail on that if you will.**

**Answer:**

Your point is essentially correct. A number of factors, in addition to natural increase (births minus deaths) could explain the growth:

- Data are based on self-identification and people can change their response from one census to the next or one contact to the next.
- Results from the 1990 and earlier censuses show misreporting of American Indian and Alaska Native people by Hispanics and some people born in the United States.
- Census 2000 was the first census that allowed an individual to choose more than one race group. About 2.5 million people identified as American Indian or Alaska Native and no other race. An additional 1.6 million people identified as American Indian or Alaska Native and at least one other race (approximately 40% of the 4.1 million total).
- Placing the question on Hispanic origin before the question on race may have influenced respondents to report more than one race.
- The three separate race categories used in the 1990 census (Indian Am., Eskimo, and Aleut) were combined into a single category (American Indian or Alaska Native) in Census 2000. Additionally, both American Indians and Alaska Natives could report a specific tribe or tribes. This may have increased reporting among Alaska Natives. In 1990, there was a checkbox for Eskimo and one for Aleut, but no write-in area for tribe.

**BACKGROUND:**

Previous research based on re-interview data suggests misreporting of American Indian and Alaska Native. For example, less than two-thirds of people who reported as American Indian and Alaska Native in the 1990 census also reported as American Indian and Alaska Native in the 1990 Content Re-Interview Survey (CRS). The CRS was a

survey conducted about 5 months after the 1990 census. This survey found a great deal of inconsistency in reporting as American Indian and Alaska Native. The reasons for this variability in reporting of American Indian and Alaska Native are not well understood. One potential reason may be differences in the race reporting of people in interracial families or households, depending on the person giving the report.

According to the 1997 Office of Management and Budget "Standards for Maintaining, Collecting, and Presenting Federal Data on Race and Ethnicity," the American Indian or Alaska Native category includes "A person having origins in any of the original peoples of North and South America (including Central America), and who maintains tribal affiliation or community attachment." However, responses to the census question on race are based on self-identification. Greater numbers of respondents may have chosen the American Indian or Alaska Native category because this definitional change may have been communicated to the American Indian and Alaska Native community.

While it is clear that allowing people to report more than one race had a significant impact on the size of the American Indian and Alaska Native population, the impact of the other changes is not clear. Finally, the reporting of American Indian and Alaska Native on birth and death certificates is also variable, which complicates efforts to derive stable measures of natural increase.

U.S. CENSUS BUREAU

Committee on Indian Affairs  
Questions from Senator Ben Nighthorse Campbell

**Question: Census 2000 – Regarding Indian country, what lessons were learned in 2000 that you are going to implement in the next Census?**

**Answer:**

In assessing Census 2000, we identified important successes in our effort to enumerate American Indians and Alaska Natives. These included:

- Implementing the Census 2000 American Indian and Alaska Native Program which included the Tribal Governments Liaison Program, the Tribal Complete Count Committee Program, and the Census Tribal Government Conferences;
- Hiring Tribal Government partnership specialists earlier in the process to begin census awareness and outreach activities and assist regional geographers on the Boundary and Annexation Survey and the Local Update of Census Addresses Program;
- Consulting with Tribal Governments to jointly develop data collection operations and methods;
- Working with tribes to develop successful advertising and promotion efforts tailored to encourage participation and response to the census; and,
- Emphasizing indigenous hiring in Indian country for temporary census jobs.

Senator Campbell, we are particular grateful for your support of these efforts during Census 2000. For the 2010 Census we plan to implement programs based on each of these successes, and to strengthen those programs where possible. We also recognize the importance of conducting earlier planning and development of geographic programs for American Indian and Alaska Native tribal governments and will strive to address this in the years preceding the 2010 Census.

We are currently completing our assessments of Census 2000, and we will be planning and testing new innovations to improve operations in the 2010 Census. We look forward to working closely with the Census Advisory Committees and representatives from tribal governments in this effort.

## U.S. CENSUS BUREAU

Committee on Indian Affairs  
Questions from Senator Daniel Inouye

**Question: Please describe what the Census Bureau did for the 2000 Census which may have contributed to improved data collection among Native Americans?**

**Answer:**

The Census Bureau launched a wide variety of programs and activities with the goal of achieving the most accurate and complete count of the American Indian population possible. These programs and activities included:

- Consulting throughout the decade with officials of each federally-recognized American Indian tribe to jointly develop census data collection operations and methods.
- Selecting the data collection methodology that would be most appropriate and promising for enumerating the tribe based upon the recommendation of the tribal leaders. Some enumeration methods were designed specifically to improve coverage accuracy on reservations.
- Implementing the Census 2000 American Indian and Alaska Native Program, including the Tribal Governments Liaison Program, the Tribal Complete Count Committee Program, and the Census Tribal Government Conferences.
- Hiring tribal government partnership specialists early to begin census awareness among the tribes as well as to encourage tribes to participate in preparatory geographic and address list review programs. These specialists continued to work with tribes throughout the enumeration period to encourage participation in the census.
- Hiring tribal liaisons as the main contacts to help us conduct the data collection.
- Relying on indigenous hiring to fill temporary census jobs on reservations.
- Launching an award winning paid advertising campaign, developed by an American Indian advertising firm, to encourage participation in the census.
- Developing partnerships with national and local American Indian, Alaska Native, and Native Hawaiians were instrumental in ensuring a successful enumeration of these populations.

Attached is a copy of the Census 2000 American Indian and Alaska Native Program Summary that provides details on these programs and activities. Copies of the Tribal Governments Liaison Program Handbook, Tribal Complete Count Committee Handbook, And the American Indian and Alaska Native Handbook are also attached.



U.S. CENSUS BUREAU

Committee on Indian Affairs  
Questions from Senator Daniel Inouye

**Question: What improvements are you contemplating for the 2010 Census which might help capture even more significant and accurate data from Native Americans, Alaska Natives, and Native Hawaiians? Please describe those improvements.**

**Answer:**

The Census Bureau plans to build on the successes of Census 2000 by doing the following:

- Continuing meetings with tribal governments to jointly develop data collection operations and methods;
- Strengthening the tribal liaison program as an effective vehicle to facilitate open communication between the tribal government and the local census office during the census taking period;
- Conducting earlier planning and development of geographic programs for American Indian and Alaska Native tribal governments;
- Working with tribes to develop successful advertising and promotion efforts tailored to encourage participation and response to the census; and,
- Continuing to emphasize indigenous hiring in Indian country for temporary census jobs.

## U.S. CENSUS BUREAU

**Committee on Indian Affairs**  
**Questions from Senator Daniel Inouye**

**Question: How might tribes, tribal organizations or urban Indians for their benefit, use the Census data?**

**Answer:**

Tribal governments, states, cities, federal agencies and businesses all need current information to make critical decisions. Census data is very important to Indian tribes because the data provides a portrait of the American Indian population in the United States and its distribution at the national and sub national levels. The data collected in the census and ongoing surveys are used by federal, state, local, and tribal governments, as well as researchers in the following ways:

- Helping to identify American Indian and Alaskan Native community needs and program eligibility.
- Guiding the allocation of funding for housing, economic development, health care and other programs that benefit veterans, children families, the elderly and society as a whole.
- Providing information that leads to improved telephone services, new housing, better highways, job training, better school facilities or a new health clinic.
- Because many Indian tribes are corporations as well as governments, Indian tribes can also use census data for their economic development activities. The Census Bureau promotes the use of census data for Indian economic development.

**BACKGROUND:**

The Census Bureau collects a wide range of data which provides information that can benefit native communities. This data includes information on households, race, sex, age, marital status, place of birth, citizenship, school enrollment, education, ancestry, migration, language, housing characteristics, plumbing and kitchen facilities, telephone services, vehicles, veteran status, disability, grandparents as caregivers, farm residence, labor force status, income, utilities, mortgage or rent paid, taxes, insurance, and fuel costs.

Recently, the Census was a co-sponsor of the “National Summit on Emerging Tribal Economies” conference which was held in Phoenix in the fall of 2002. One of the main goals of our participation was to promote the availability and use of the Census economic data by tribally owned and Indian individually-owned businesses.

BEN RINGHORSE CAMPBELL, COLORADO, CHAIRMAN  
DANIEL I. INOUE, HAWAII, VICE CHAIRMAN

JOHN MCCAIN, ARIZONA  
ETE V. DOMENICI, NEW MEXICO  
RAE THOMAS, WYOMING  
MIKE G. HATCH, UTAH  
JAMES M. INHOFE, OKLAHOMA  
JONSON SMITH, OREGON  
ISA MURKOWSKI, ALASKA

KENT CONRAD, NORTH DAKOTA  
HARRY REID, NEVADA  
DANIEL R. AKAKA, HAWAII  
BYRON L. DORGAN, NORTH DAKOTA  
TIM JOHNSON, SOUTH DAKOTA  
MARIA CANTWELL, WASHINGTON

PAUL MOOREHEAD,  
MAJORITY STAFF DIRECTOR/CHIEF COUNSEL  
PATRICIA M. ZELL,  
MINORITY STAFF DIRECTOR/CHIEF COUNSEL

## United States Senate

COMMITTEE ON INDIAN AFFAIRS  
WASHINGTON, DC 20510-6450  
<http://indian.senate.gov>

March 7, 2003

Mr. Louis Kincannon, Director  
Bureau of the Census  
4700 Silver Hill Road, 0100  
Room 2049, Building 3  
Washington, D.C. 20233-0100

Dear Mr. Kincannon:

Thank you for your participation in the March 5, 2003, hearing on the President's FY 2004 Budget for Indian Programs. The Committee would appreciate your review of the following questions and the submittal of a written response to the Committee on Indian Affairs by close of business on March 19, 2003:


- 1) Census Visits Every Reservation and Off-Reservation Trust Land Area. I am most impressed by the efforts of the Census Bureau to engage and visit Indian country.
  - Q. Can you provide us with data on the levels of Federal and contracted personnel and funding this required?
  - Q. Does the Bureau make use of contracted Indian-owned firms to do the on-the-ground work in Indian communities?
- 2) The "Economic Census" and "Survey of Business Owners" look to be very successful with high rates of comprehensiveness in information.
  - Q. Of the 200,000 or so Native-owned firms you surveyed, how many of them are sited on Indian lands?
  - Q. The bulk of economic activity in Indian country is carried out by tribal governments. Does the Census Bureau tally up the Tribal-owned businesses as well?
- 3) Census of Population. There seems to be some confusion in the increase from 1990 (1.9 million) to 2000 (4.1 million) in terms of the number of Native people in the U.S.
  - Q. Am I correct that the main reason for the increase is not high birthrates but a change in

Census questioning that allows respondents to choose certain categories of race? Please go into some detail on that if you will.

- 4) Census 2010. Regarding Indian country, what lessons were learned in 2000 that you are going to implement in the next Census?

Mr. Kincannon, I appreciate your attention to this matter and look forward to your response. Thank you.

Sincerely,




BEN NIGHTHORSE CAMPBELL  
Chairman

# Census 2000 American Indian and Alaska Native Program Summary

Issued April 2002

FLD/02-ANAN



U.S. CENSUS BUREAU  
*Helping You Make Informed Decisions • 1902-2002*

U.S. Department of Commerce  
Economics and Statistics Administration  
U.S. CENSUS BUREAU



**T**he Census 2000 American Indian and Alaska Native Program with federal and state-recognized tribal governments, urban American Indian and Alaska Native organizations, and advocacy and community-based organizations was the direct result of powerful relationships established between census staff and American Indian and Alaska Native leaders throughout the Nation. Special credit is extended to leaders working in support of Census 2000 in each of the U.S. Census Bureau's 12 Regional Census Centers.

Author: Sydnee Chattin-Reynolds, Program Manager  
American Indian and Alaska Native Program  
Partnership and Data Services  
U.S. Census Bureau

Contributors: Marvin D. Raines, Associate Director for Field Operations  
U.S. Census Bureau

Brenda J. August, Branch Chief  
Partnership and Data Services  
U.S. Census Bureau

Bettye Moohn, Deputy Branch Chief  
Partnership and Data Services  
U.S. Census Bureau

M. Diana Harley, National Partnership Specialist  
Partnership and Data Services  
U.S. Census Bureau

Brenda S. Holmes, Decennial Specialist  
Partnership and Data Services  
U.S. Census Bureau

James F. Holmes, Regional Director, Atlanta  
Arthur G. Dukakis, Regional Director, Boston  
Susan B. Hardy, Regional Director, Charlotte  
Stanley D. Moore, Regional Director, Chicago  
Alfonso E. Mirabal, Regional Director, Dallas  
Susan A. Lavin, Regional Director, Denver  
Dwight P. Dean, Regional Director, Detroit  
Henry L. Palacios, Regional Director, Kansas City  
Ralph J. Lee, Regional Director, Los Angeles  
Lester A. Farthing, Regional Director, New York  
Fernando Armstrong, Regional Director, Philadelphia  
Moises M. Carrasco, Regional Director, Seattle Region

Graphic Design: Timothy P. Olson, Decennial Program Supervisor  
Partnership and Data Services  
U.S. Census Bureau

THE WHITE HOUSE  
WASHINGTON

April 29, 1994

MEMORANDUM FOR THE HEADS OF EXECUTIVE DEPARTMENTS AND AGENCIES

SUBJECT: Government-to-Government Relations with  
Native American Tribal Governments

The United States Government has a unique legal relationship with Native American tribal governments as set forth in the Constitution of the United States, treaties, statutes, and court decisions. As executive departments and agencies undertake activities affecting Native American tribal rights or trust resources, such activities should be implemented in a knowledgeable, sensitive manner respectful of tribal sovereignty. Today, as part of an historic meeting, I am outlining principles that executive departments and agencies, including every component bureau and office, are to follow in their interactions with Native American tribal governments. The purpose of these principles is to clarify our responsibility to ensure that the Federal Government operates within a government-to-government relationship with federally recognized Native American tribes. I am strongly committed to building a more effective day-to-day working relationship reflecting respect for the rights of self-government due the sovereign tribal governments.

In order to ensure that the rights of sovereign tribal governments are fully respected, executive branch activities shall be guided by the following:

- (a) The head of each executive department and agency shall be responsible for ensuring that the department or agency operates within a government to government relationship with federally recognized tribal governments.
- (b) Each executive department and agency shall consult, to the greatest extent practicable and to the extent permitted by law, with tribal governments prior to taking actions that affect federally recognized tribal governments. All such consultations are to be open and candid so that all interested parties may evaluate for themselves the potential impact of relevant proposals.
- (c) Each executive department and agency shall assess the impact of Federal Government plans, projects, programs, and activities on tribal trust resources and assure that tribal government rights and concerns are considered during the development of such plans, projects, programs, and activities.
- (d) Each executive department and agency shall take appropriate steps to remove any procedural impediments to working directly and effectively with tribal governments on activities that affect the trust property and/or governmental rights of the tribes.
- (e) Each executive department and agency shall work cooperatively with other Federal departments and agencies to enlist their interest and support in cooperative efforts, where appropriate, to accomplish the goals of this memorandum.
- (f) Each executive department and agency shall apply the requirements of Executive Orders Nos. 12875 ("Enhancing the Intergovernmental Partnership") and 12855 ("Regulatory Planning and Review") to design solutions and tailor Federal programs, in appropriate circumstances, to address specific or unique needs of tribal communities.

The head of each executive department and agency shall ensure that the department or agency's bureaus and components are fully aware of this memorandum, through publication or other means, and that they are in compliance with its requirements.

This memorandum is intended only to improve the internal management of the executive branch and is not intended to, and does not, create any right to administrative or judicial review, or any other right or benefit or trust responsibility, substantive or procedural, enforceable by a party against the United States, its agencies or instrumentalities, its officers or employees, or any other person.

The Director of the Office of Management and Budget is authorized and directed to publish this memorandum in the Federal Register.

William Clinton,  
President of the United States

Date: April 29, 1994



## American Indian and Alaska Native Policy of the United States United States Department of Commerce

### INTRODUCTION

In recognition of the unique status of American Indian and Alaska Native tribal governments, the U.S. Department of Commerce hereby proclaims its American Indian and Alaska Native Policy. This policy outlines the principles to be followed in all Department of Commerce interactions with American Indian and Alaska Native tribal governments. This policy is based on the United States Constitution, federal treaties, policy, law, court decisions, and the ongoing political relationship among the tribes and the federal government.

Acknowledging the government wide fiduciary obligations to American Indian and Alaska Native tribes but also supporting tribal autonomy, the Department of Commerce espouses a government-to-government relationship between the federal government and American Indian and Alaska Native tribes.

This policy pertains to federally recognized tribes and provides guidance to Commerce personnel for issues affecting American Indians and Alaska Natives. This policy does not apply to Commerce interactions with state recognized tribes, Indians, or Alaska Natives who are not members of tribes with respect to matters provided for by statute or regulation.

This policy is for internal management only and shall not be construed to grant or vest any right to any party with respect to any federal action not otherwise granted or vested by existing law or regulations.

### DEFINITIONS

**Indian tribe (or tribe).** Any Indian tribe, band, nation, Pueblo, or other organized group or community, acknowledged by the federal government to constitute a tribe with a government-to-government relationship with the United States, pursuant to 25 CFR part 83.

**Tribal government.** The governing body of an Indian tribe that has been officially recognized as such by inclusion in the list of "Indian Entities Recognized and Eligible to Receive Services from the United States Bureau of Indian Affairs," as printed in the *Federal Register*. This list is updated annually.

### POLICY PRINCIPLES

The following policy statements provide general guidance to U.S. Department of Commerce employees for actions dealing with American Indian and Alaska Native governments.

1. **THE DEPARTMENT RECOGNIZES AND COMMITTS TO A GOVERNMENT-TO-GOVERNMENT RELATIONSHIP WITH AMERICAN INDIAN AND ALASKA NATIVE TRIBAL GOVERNMENTS.**

Commerce recognizes that the tribal right of self-government flows from the inherent sovereignty of tribes and nations and that federally recognized tribes have a direct relationship to the federal government. Commerce further recognizes the rights of each tribal government to set its own priorities and goals for the welfare of its membership.

2. **THE DEPARTMENT ACKNOWLEDGES THE TRUST RELATIONSHIP BETWEEN THE FEDERAL GOVERNMENT AND AMERICAN INDIAN AND ALASKA NATIVE TRIBES AS ESTABLISHED BY SPECIFIC STATUTES, TREATIES, COURT DECISIONS, EXECUTIVE ORDERS AND REGULATIONS.**

Commerce, in keeping with the fiduciary relationship, will consult with tribal governments prior to implementing any action when developing legislation, regulations, and/or policies that will affect the natural and/or environmental resources of tribes.

3. **THE DEPARTMENT WILL CONSULT WITH TRIBAL GOVERNMENTS BEFORE MAKING DECISIONS OR IMPLEMENTING PROGRAMS THAT MAY AFFECT TRIBES TO ENSURE THAT TRIBAL RIGHTS AND CONCERNS ARE ADDRESSED.**

Commerce recognizes that as a sovereign government, the tribe is responsible for the welfare rights of its membership. Therefore, Commerce will seek tribal input on policies, programs, and issues that may affect a tribe.

4. THE DEPARTMENT WILL IDENTIFY AND TAKE APPROPRIATE STEPS TO REMOVE ANY IMPEDIMENTS TO WORKING DIRECTLY AND EFFECTIVELY WITH TRIBAL GOVERNMENTS

Commerce recognizes there may be legal, procedural, and other impediments that affect its working relationships with tribes. It will apply the requirements of Executive Orders Nos. 12875 ("Enhancing the Intergovernmental Partnership") and 12866 ("Regulatory Planning and Review") to design solutions and tailor federal programs, when appropriate, to address specific or unique needs of tribal communities.

5. THE DEPARTMENT WILL WORK COOPERATIVELY WITH OTHER FEDERAL DEPARTMENTS AND AGENCIES, WHERE APPROPRIATE, TO FURTHER THE GOALS OF THIS POLICY.

Commerce recognizes the importance of interagency cooperation. Therefore, Commerce will encourage and strive for communication and coordination among all governmental agencies to ensure that the rights of tribal governments are fully upheld.

6. THE DEPARTMENT WILL WORK WITH TRIBES TO ACHIEVE THEIR GOAL OF ECONOMIC SELF-SUFFICIENCY.

Commerce recognizes the importance of economic independence to tribal self-determination and pledges to assist tribes with developing strong and stable economies to participate in today's national and global marketplace. Therefore, the Department will make every effort to ensure that tribes have access to Commerce programs that will help them meet their economic goals.

7. THE DEPARTMENT WILL INTERNALIZE THIS POLICY TO THE EXTENT THAT IT WILL BE INCORPORATED INTO ONGOING AND LONG-TERM PLANNING AND MANAGEMENT PROCESSES, AS WELL AS DAY-TO-DAY OPERATIONS.

Commerce recognizes that policies are not relevant or successful unless they are acted upon. The Commerce Department is determined to ensure that the principles of this policy are incorporated effectively into all operations and basic tenets of its mission.

Therefore, the Secretary of the Department of Commerce hereby directs all Commerce agencies, bureaus, and their components to implement this policy by incorporating all the above principles in their planning and management activities, their legislative and regulatory initiatives, as well as their policy development.

*"All men were made by the Great Spirit Chief. They are all brothers. The earth is the mother of all people, and all people should have equal rights upon it . . . Let me be a free man -- free to travel, free to stop, free to work, free to trade where I choose, free to choose my own teachers, free to follow the religion of my fathers, free to think and talk and act for myself and I will obey every law, or submit to the penalty."*

**Chief Joseph, Nez Perce Nation**

**From the Secretary of Commerce:**

In the great mosaic of our country, we all know it takes work, cooperation, and knowledge to make our dreams reality. This policy offers cooperation, access to information, which is knowledge, and my pledge to create an environment that will foster dreams, free will, and productivity. It is time for our nations to realize that we are interdependent. With that wisdom, we must work together to build a strong future for all of us.

\_\_\_\_\_  
RONALD H. BROWN,  
Secretary of Commerce

Date: **1995**



Ads for American Indian and Alaska Native populations



Be Counted Poster

## THE AMERICAN INDIAN AND ALASKA NATIVE PROGRAM

### Background

For the 1990 Census, the Tribal Governments Program was developed to work only with federally recognized tribal governments through a "liaison" designated by the highest-elected official. Various tribal leaders were invited to participate in eight meetings and given an opportunity to discuss the 1990 Census operations to ensure an accurate count. With program enhancements, the 1990 Census undercount was 12.2 percent on reservations and 4.5 percent total undercount of the American Indian and Alaska Native population. Both were improvements over the 1980 Census.

The 1994 White House Memorandum on government-to-government relations with Native American Tribal Governments, and the 1995 U.S. Commerce Department's American Indian and Alaska Native Policy, provided the U.S. Census Bureau with new ideas and challenges for conducting Census 2000. With these ideas and challenges in mind, a national effort was exerted to ensure the most accurate count among American Indians and Alaska Natives. While recognizing the unique issues inherent to conducting a census count of American Indians and Alaska Natives living on and off tribal lands, the Census Bureau established the American Indian and Alaska Native Program to ensure that the integration of census operations and outreach activities were implemented in a manner that respected the government-to-government sovereignty of federally recognized tribal governments and American Indians and Alaska Natives living off tribal lands.

### Census 2000

For Census 2000, the name was changed from "Tribal Governments Program" to the "American Indian and Alaska Native Program." The change was made to reflect the inclusion of the entire American Indian and Alaska Native population. The American Indian and Alaska Native Program was developed to address the significant undercount from the 1990 Census and to respect the great diversity of each tribe. Under the American Indian and Alaska Native Program the following subgroups were created:

- **Tribal Governments Program**
  - Tribal Government Liaison Program
  - Tribal Complete Count Committee Program
  - Census 2000 Tribal Government Conferences
- **Intertribal Governments Program**
  - State-Recognized Tribal Program

*Census 2000 American Indian and Alaska Native Program*

- Urban Program
- American Indian and Alaska Native
- Promotional Materials

The Census Bureau provided the necessary training, products, and tools to support the American Indian and Alaska Native Program.

### Goals for Census 2000

To ensure success of the American Indian and Alaska Native Program, specific goals and objectives were established for the program.

- To reduce the undercount of American Indians and Alaska Natives experienced in previous censuses.
- To conduct all census operations with respect for the sovereignty of tribal governments.
- To communicate to this population the positive message of the importance and value of Census 2000.
- To facilitate the participation of tribal governments in Census 2000 through the Tribal Liaison Program. The highest-elected tribal official will select its liaison.
- To encourage citizen participation in the census through American Indian and Alaska Native organizations and communities.
- To promote the hiring of American Indian and Alaska Native workers for local census planning and enumeration jobs.

The primary objective of the American Indian and Alaska Native Program was to build partnerships that both entities (Census Bureau and American Indian and Alaska Native populations) would benefit from while respecting the sovereignty of the American Indian and Alaska Native Nations.

The ultimate goal was to obtain a complete and accurate census count.

## Tribal Governments Program

Success of the Tribal Governments Program was due primarily to the support of tribal leaders, tribal Complete Count Committees and a wide range of tribal community organizations, businesses, media outlets, and conferences. The main objective was to involve tribal leaders and members of federally recognized tribes. The following initiatives were developed to reduce the 12.2 percent undercount on reservations recorded in the 1990 Census.

### Tribal Governments Liaison Program

The Tribal Governments Liaison Program was established to nurture on-going partnerships between American Indian and Alaska Native governments and the Census Bureau. The Census Bureau mailed a letter to all federally recognized tribes requesting that they designate a liaison to serve as consultant during all phases of Census 2000 conducted on tribal lands. Tribal officials and tribal government liaisons would serve as facilitators and conveyors of information between the tribe and the Census Bureau. Tribal government liaisons were vital resources of knowledge about community and cultural issues, as well as serving as a bridge between Census Bureau staff and tribal communities. The tribal government liaison's knowledge and insight contributed to the success of the program. Each liaison was trained on all census operations and were given the *Tribal Governments Liaison Handbook* to use as a guide for promoting Census 2000 among tribal and community members.

Goals for this program included the following:


- To increase tribal involvement in both the planning and the implementation of Census 2000 by assuring tribal governments that a more complete and accurate count of tribal residents would provide tribal governments with a more detailed summary of information about its residents.
- To educate and motivate the population to respond to the census for a complete and accurate count. An accurate count would allow equitable allocation of funds and provide the ability to strengthen their positions in the political arena.
- To create a better understanding of cultural issues that may affect census at all levels.

Page 10

- To develop a large pool of American Indian and Alaska Native applicants to fill temporary census positions in Local Census Offices and to work as census takers on reservations.

### Tribal Governments Liaison Handbook

The *Census 2000 Tribal Governments Liaison Handbook* was developed as a result of 1990 debriefings with tribal leaders, liaisons, the Census Advisory Committee on American Indian and Alaska Native Populations, and regional census staff. During the 1990 Census, the manual was excessively large, used government language such as acronyms, and was not practical for use by tribal leaders. Consequently, tribal governments did not use this information resource during the 1990 Census. The Census 2000 handbook was redesigned and shortened with all acronyms removed. This condensed format gave a quick, clear and concise explanation of all census operations and activities, and included suggestions that governments could use to implement and promote Census 2000. The handbook provided easier reference to Census Bureau activities and depicted colorful borders with clip art respectful to all American Indian and Alaska Native cultures.



*Tribal Governments Liaison Program Handbook*

*Census 2000 American Indian and Alaska Native Program*

### **Tribal Complete Count Committee Program**


One success from the 1990 Census was the formation and implementation of Complete Count Committees. For Census 2000 the same format was developed for the tribal program. The Tribal Complete Count Committee conducted a Census 2000 awareness campaign throughout the designated jurisdiction. The partnership between the Census Bureau and the American Indian and Alaska Native population was based on each tribal government and organization appointing members to a Tribal Complete Count Committee.

The objectives for this program are:

- Every tribal government and tribal organization commit to develop a Tribal Complete Count Committee.
- Meet with existing Tribal Complete Count Committees to offer suggestions on activities, answer questions, and give presentations.
- Review current outreach and promotional activities occurring throughout the United States.

### **Tribal Complete Count Committee Handbook**

The *Tribal Complete Count Committee Handbook* was designed to be used as a guide for forming the Tribal Complete Count Committee. This reference handbook offers suggestions and examples to assist with the formation, organization, suggested participants, action plans, activities, and benefits of implementing a Tribal Complete Count Committee by individual tribal jurisdictions.



*Tribal Complete Count Committee Handbook*

## CENSUS 2000 TRIBAL GOVERNMENT CONFERENCES



There were ten Tribal Government Conferences. Each conference is summarized with the following information:

- Agenda
- Summary of Presentations
- Questions and Answers
- List of Conference Attendees

<u>Date</u>	<u>Tribal Government Conference Location</u>	<u>Host Regional Offices</u>
May 4-5, 1999	Anchorage, Alaska	Seattle
May 25-26, 1999	Charlotte, North Carolina	Charlotte, Atlanta, Dallas
June 8-9, 1999	Mt. Pleasant, Michigan	Detroit, Chicago
June 21-22, 1999	San Francisco, California	Seattle
June 28-30, 1999	Denver, Colorado	Denver
July 19-20, 1999	Oklahoma City, Oklahoma	Kansas City
July 27-28, 1999	Coeur d' Alene, Idaho	Seattle
August 10-11, 1999	Mashintucket, Connecticut	Boston
August 19-20, 1999	Palm Springs, California	Los Angeles
Aug. 31-Sept. 1, 1999	Onamia, Minnesota	Kansas City



*Detroit Conference*

*Michigan Conference*

*Denver Conference*

## Census 2000 Tribal Government Conferences

Census 2000 Tribal Government Conferences were held to build partnerships and inform American Indians and Alaska Natives regarding the availability of information, materials, and assistance available to help them promote Census 2000.

The American Indian and Alaska Native Program coordinated ten federally recognized conferences throughout the United States. Where possible, they were conducted on tribally owned lands.

The Connecticut conference was held on the Mashintucket Reservation, the Idaho conference was held on the Coeur D'Alene Reservation, the Michigan conference was held on the Saginaw Chippewa Reservation, and the Minnesota conference was held on the Mille Lacs Reservation. The other conferences were held in locations most convenient to tribal members.

Conference proceedings were transcribed and used to prepare this section of the program summary. To promote the government-to-government relationship and respecting that every tribe within the United States has its own cultural and tribal government process, conferences were designed to represent the diversity of the tribes. Each conference began and ended with cultural presentations representing the regional culture. Objectives included the following:

- Provide tribes with information about Census 2000 operations and strategies for conducting outreach activities in their communities.
- Develop an understanding and appreciation for the importance of the tribes' role in helping the Census Bureau to conduct an accurate census and reduce the undercount among American Indian and Alaska Native communities.
- Reaffirm the Census Bureau's commitment to maintaining a strong, mutually beneficial government-to-government relationship with American Indian and Alaska Native tribes.

### Attendees

Conferences were attended by tribal leaders, tribal government liaisons, representatives from urban organizations, members of the U.S. Department of Commerce executive staff, executive staff from the Census Bureau in Washington DC, Regional Directors and regional staff, and presenters from various Census Bureau departments. Following each Summary of Presentation section is a list of attendees.

*Census 2000 American Indian and Alaska Native Program*

## Summary of Presentations

Each conference had presenters representing the executive staff of the U.S. Department of Commerce, the U.S. Census Bureau, and the manager of the American Indian and Alaska Native Program. These were standard presentations given at each of the Census 2000 Tribal Government Conferences and are summarized in the Appendices.

### Representatives from the Department of Commerce:

Robert Shapiro, *Under Secretary for Economic Affairs*

Martina Hone, *Associate Under Secretary for Economic Affairs*

Christopher Morton, *Intergovernment Affairs Specialist*

James Kim White, *Executive Director, Economics and Statistics Administration*

### Representatives from the Census Bureau:

Dr. Kenneth Prewitt, *Director*

Marvin Raines, *Associate Director for Field Operations*

Carol Van Horn, *Assistant to the Associate Director for Field Operations*

Sydnee Chattin-Reynolds, *Manager, American Indian and Alaska Native Program, Partnership and Data Services, Blackfeet Nation*

Summaries of presentations by invited guests, regional census managers, and representatives from various Census Bureau divisions are included in each conference section.

## Swearing In Ceremony

A swearing in ceremony was performed at each conference. Tribal leaders and tribal government liaisons were given the oath of service as special sworn employees of the Census Bureau. Individuals agreed not to disclose any information contained in the schedules, lists of statements obtained for or prepared by the Census Bureau, to any person or persons, either during or after their appointment. Only individuals who took the oath of office and signed the confidentiality agreement with the Census Bureau would be allowed to access confidential data, such as census address lists. A videotape was shown reiterating that individuals who divulge any information would be subject to the penalties of a \$5,000 fine and a 5-year prison term.



# Anchorage, Alaska

May 4 - 5, 1999

## Summary of Presentations

**Moises Carrasco, Regional Director, Seattle Regional Census Center**, welcomed the attendees. He discussed the states in his region: Alaska, Idaho, Washington, Oregon, and the northern half of California.

Center and indicated that Alaska Natives are extremely proud of their heritage. He then discussed the census and how it affects the state of Alaska. He said, "The census is just good economics. Without a good census Alaska stands to lose. Communities in Alaska are intertwined with various government relationships, i.e., local, tribal, state, borough, and federal. These relationships are based on self-identity, population in our villages, and how many natives are in the state of Alaska. These relationships rely on census data to support necessary programs. It is critical and vital to the native economic well-being that the data be accurate, correct, and completed on time. The issues of Census 2000 before us are now, these are not yesterday's history, they're not tomorrow's problems, they're issues of today and now."

**Rick Mystrom, Mayor, Anchorage, Alaska**, discussed the importance of the census and how the Census Bureau intends to use sampling for the Accuracy Coverage Evaluation, and how this will produce the undercount

### "Counting Alaska Natives - Working Together for Our Future"

Census 2000 Tribal Government Conference Agenda  
Sheraton Hotel, Anchorage, Alaska  
May 4 - 5, 1999

#### Tuesday, May 4th

- 7:30 - 8:00 Conference Registration, Lists of Exhibitors, and Travel Desk open for assistance. Activities provided upon by the Travel Desk to complete necessary travel documents for departure of officials from Anchorage.
- 9:00 - 10:35 Presentation of Colors  
*Alaska Native Veterans Color Guard*
- Welcome to Tribal Leaders & introductions  
*Moises Carrasco, Seattle Regional Director*
- Invocation  
*Support with singing of the words, please understand*
- "Alaska Natives Must Be Counted"  
*John Eaton, Executive Director  
Alaska Native Heritage Center*
- Remarks by the Anchorage Mayor  
*Janice Bell, Mayor, Anchorage*
- "The Impact of Census 2000 on the 21st Century"  
*Marjorie Hunt, Associate Commissioner, for Historical Affairs,  
U.S. Department of Commerce*
- "Introduction to the American Indian/Alaska Native Program"  
*Sylvester Chantre-Heyman, National Census Coordinator  
American Indian, Alaska Native Program*
- 10:30 - 10:55 - 15 minute break

**Stanton Katchtag, Tribal Leader, Unalakleet Village**, gave the invocation and recited two poems: "Good Morning Sunshine" and "It Only Takes a Moment."

**Perry Eaton, Executive Director, Alaska Native Heritage Center**, presented a brief description of the

- 10:55 - 11:30 "Counting Alaska Natives - Working Together for Our Future"  
*Moises Carrasco, Seattle Regional Director*
- 11:30 - 11:45 "How will we Count Alaska Natives?"  
*Sharon Russell, Assistant Regional Director, Census Bureau*
- 11:45 - 12:00 "Why We Are Here - Making the Most of this Conference"  
*Tom Hunter, Alaska Native Heritage Center*
- 12:00 - 12:15 15 minute lunch break
- 12:15 - 12:30 Exhibitors and Travel Desk open for assistance
- 12:30 - 1:00 Afternoon Break Out Sessions A, B, and C
- 1:00 - 1:45 Afternoon Break Out Sessions A, B, and C
- 1:45 - 2:00 15 minute break
- 2:00 - 2:45 Afternoon Break Out Sessions A, B, and C
- 2:45 - 3:00 Afternoon Break Out Sessions A, B, and C
- 3:00 - 3:45 Afternoon Break Out Sessions A, B, and C
- 3:45 - 4:00 Afternoon Break Out Sessions A, B, and C

The program schedule will be revised to include changes to the most recent addresses will be provided according to possible changes as follows:

Group I - The Ohio, Moderator  
Doreen Omara Chief, Region  
Utah Region, Copper River Region,  
Bering Strait, Koyukuk Region,  
Northwest Arctic Slope, Association, Marila Region

Group II - Eric Morrison, Moderator  
Bethel, Alaska, Togiak, Umanak,  
Ketchikan, Chignikof Island, Region  
Cook, John, Seward, Central,  
Ketchikan, Kodiak Region  
Chukchi Native Association

Group III - Tony Vasda, Moderator  
Nashua, Alaska, Togiak, Umanak,  
Ketchikan, Chignikof Island, Region  
Cook, John, Seward, Central,  
Ketchikan, Kodiak Region  
Chukchi Native Association

The final 45 minute session will be held at the Sheraton Hotel to coordinate with their respective department assignments to be made for Census 2000.

**Session A - Census Activities that Impact Alaska Natives**

- Update Census Maps with Census Geographic Boundaries
- Data Revision and Editing Program (DRE) and D-File
- Classification in Native Areas
- The Importance of the Census in the Tribal Community
- Recruiting Alaska Natives for Census Work
- Census Data and the Design of the Census Questionnaire

**Session B - Promoting the Census for an Academic Grant**

- A Look at the Tribal Education Program
- Tribal Leaders' Comments on the Census Program
- Census in Alaska Schools
- Census Program - Information for Tribal Leaders
- Census Information for Tribal Leaders
- Tribal Leaders' Comments on the Census Program

**Session C - The Census Questionnaire and Data Products**

- The Value of Census Data in Tribal Communities
- Census Bureau's Census Bureau Statistics Division
- Census Data
- Making Sense of the Census Questionnaire
- The Census, Health, and the Environment
- Accessing Census Data: NTFR, the Census in the American Pacific
- Census Data: Information Services Specialist, Seattle Region

**Session D - Strategy Session of Tribal Leaders Facilitators**

- The Alaska Native Partnership Team Leader
- The Alaska Native Partnership Team Leader
- The Alaska Native Partnership Team Leader
- Facilitating work with Tribal Leaders and Tribal Leaders to develop a plan of action for their geographic area based on what has been presented. A report from each region will be presented to the Census Bureau at the following meeting.

figures for Census 2000. He stated that the Alaska State Legislature passed a law that the state of Alaska may not use corrected numbers to adjust for an undercount.

He said, "The Municipal Assistance, State Revenue Sharing Program, and the Safe Communities Program for the state of Alaska ensures that all villages receive no less than \$40,000, but the budget is being cut by a majority of the legislators from \$40 million to \$27-\$30 million." He explained, "To assist with the impact of this cut, it is imperative to have power. The power is in numbers. The native population counts. The most important point is that everyone should stand up and be counted."

**Tlingit Haida Dancers performed cultural dances.**

**Deborah Randall, Assistant Regional Census Manager, Seattle Regional Census Center, gave an overview of the data collection process for the Alaskan population.** She stated that in April 1999, the Seattle Region hired 300 individuals in the larger hub communities to complete address listing for every household in urban areas. The Census Bureau now has a complete address file for nearly 90 percent of all housing units in Alaska. In March 2000, local census takers from these communities will deliver a questionnaire to these housing units. It is expected that 90

percent of the respondents will fill out the forms and return them by mail. In rural areas and villages where there are breakup weather problems, the census will begin door-to-door enumeration on January 31, 2000. Tribal leaders know the most qualified persons in their villages. Tribal leaders should recommend candidates for census takers in their villages. Residents working as census takers will be trained by census staff. The message is, everyone must stand up and be counted.

**Tony Vaska, Partnership Team Leader, Seattle Regional Census Center, Yupik Eskimo, stated that the conference is a way that the Census Bureau can have a government-to-government meeting with all of the tribes.** The workshops are part of field operation strategies. He stated the Census in Schools Program which provides the history of the census in a classroom setting as an example of one of the workshops. Another workshop topic is recruiting. He said the Census Bureau recognized the necessity of hiring people who speak the language of each village. He added that part of the hiring strategy will include those who can assist with translation.

**Wednesday, May 5th**

8:00 - 9:00 Commemorial Breakfast  
Census Exhibits & Travel Help Desk

9:00 Open Registration  
Cultural Performance by Tlingit Haida Dancers

9:30 Swearing In of Tribal Leaders as Census Representatives  
Musical Dances, Tlingit Haida Dancers, Seattle Region

9:45 Recap of Day One Information  
Tribal Leaders, Partnership Team Leader, Seattle Region

10:15 15 minute break

10:30 Remarks by the Governor and Governor  
Frank J. Miller, Governor, State of Alaska

10:45 Reports from the Region  
Tribal Leaders Group I  
Tribal Leaders Group II

11:15 Open Dialogue - Open Microphone  
Moderated by Tony Vaska, Alaska Partnership Team Leader

11:45 Closing Comments  
Annette M. Gonzalez, Seattle Regional Director

12:00-1:00 Refreshments for census staff  
Travel Help Desk open  
Conference Concludes

A SPECIAL THANKS to everyone who helped make this conference a success including all Tribal Leaders and Tribal Leaders, the Alaska Federation of Natives, the Alaska Inter-Tribal Council, the Municipality of Anchorage, the Anchorage Visitors and Convention Bureau, the Sheraton Hotel/Anchorage, the State of Alaska, each of our speakers, Moderators/Facilitators, staff from Census Headquarters in Washington D.C., staff from the Seattle Regional Census Center, and the outstanding efforts displayed by the Anchorage local Census Office in organizing the Census 2000 Tribal Governments Conference - the first in a series, to be held throughout the nation.

**Jamie Rosenson, Geography Division, U.S. Census Bureau, Washington, DC,** reports that for the last 4 or 5 years the Seattle Regional Census Center has been working to improve the geographic components for taking the census. They have been working with different individuals and organizations throughout the state to get information that would improve the way areas within the state are represented. All census activities rely heavily on the use of maps and representation of features and areas, such as Alaska Native Village Statistical Areas. The maps are sent to all 12 Alaska Native regional corporations and nonprofit associations that are associated with each of the regional corporations. They review, make corrections, and return updated maps to the Seattle Regional Census Center. Upon return of all maps, changes are keyed into the TIGER<sup>®</sup> file, and maps are then called Boundary Validation maps.

**Jay Kitterman, Assistant Manager Field Operations, Seattle Regional Census Center,** discussed how field operations and the tribes need to work closely in order to achieve the most accurate count. He displayed a map of Alaska to indicate how enumeration will occur in remote areas. These efforts will begin by working closely with tribal liaisons. The Census Bureau will be looking for work space for administrative work, transportation to remote areas, and recommendations for food and lodging during the enumeration phase.

The first enumeration wave will begin January 31, 2000. The second wave will begin February 21, 2000. The third wave will begin March 13, 2000. Crew leader training will precede each wave. We need your help and will be contacting each village.

**Gillian Havrilla, Assistant Manager for Recruitment, Seattle Regional Census Center, Tlingit from Sitka,** stated the Census Bureau will be hiring one or more census takers in each village. The local census takers will be hired in February and March 2000. The pay will

be approximately \$16.88 an hour which includes the cost of living allowance. Jobs will last two days to two weeks. Each person will receive on-the-job training in the village and will be responsible for both enumeration and map spotting in their assigned area. All mileage will be reimbursed. Recruiters are looking for bilingual census takers to work at least eight hours a day in each village until the enumeration is complete.

Team leaders will be hired beginning January 2000. They will receive approximately \$18.75 per hour which includes the cost of living allowance. Training will be held in Anchorage for three to five days. Team leaders must have funds available to pay for their expenses until they are reimbursed.

Field operation supervisors will begin working in October 1999. They will be paid approximately \$21.25 an hour including the cost of living allowance. The job will last from three to eight months and requires a valid drivers license. Funds must be available for travel expenses until reimbursed.

**Elaine Dempsey, Partnership Team Leader, Seattle Regional Census Center, Wintun and Usal Tribes,** began by asking everyone in the room to go to their communities and talk about the importance of participating in the census during tribal council meetings and other community gatherings. Impress on tribes that the more people counted, the more money the tribe will be eligible to receive from federal and state funds. Remember this is your future, the future of your children and grandchildren. We are going to meet with tribal councils and discuss Census 2000 and how they can help us and their tribe at the same time.

She spoke about partnering with the Census Bureau through Tribal Complete Count Committees and other groups that you can be contacted to develop partnerships. Some may be existing groups in your town or village, and some may be newly formed organizations. The *Tribal Complete Count Committee Handbook* offers suggestions on forming Tribal Complete Count Committees. "The



*A village member shares views about the enumeration process.*



*Alaska Native attendees learning the importance of an accurate count for their villages.*



*Alaska Native attendee taking notes to share with her village members.*

census is vital to the future of Alaska Natives. Your job, when you leave this conference, is to go home and motivate everybody that the census is coming and that we need their help," she said.

Ms. Dempsey added that another method of assisting the Census Bureau is to select a liaison for the Tribal Governments Liaison Program. Review the *Tribal Governments Liaison Handbook* for ideas and suggestions. Every activity discussed during this conference is tied to the success of this special relationship — government-to-government. Without each village's one-on-one working relationship with the Census Bureau there are greater chances for an inaccurate count. "We cannot do this without your help."

**Gladys Romero, Partnership Team Leader, Seattle Regional Census Center,** stated that the Census in Schools Program will be implemented in both public and private schools. All products are published by Scholastic, Inc. There will be instructional kits for the teachers. The kits will be designed for grades K-4, 5-8, and 9-12. A wall-sized population map will be included with each kit.


Students will have the opportunity to learn the importance of the census and how monies for their schools are based on these numbers. They will be taught geography and told how they can help their parents fill out the questionnaire.

**Bob Clingman, Media Team Leader, Seattle Regional Census Center,** said the census is a simple story, and this story will be told using a variety of methods. These methods include:

- Radio, television, newspaper, and magazine advertisements. The Alaska news media has worked closely with the Census Bureau particularly with carrying the census message to various communities.



A child displays wonder with American Indian and Alaska Native promotional materials during the Anchorage conference.



Tlingit Haida Dancers performing a cultural dance.



A census employee demonstrates American FactFinder® to an interested village member.

- Fact sheets, information kits, and promotional items designed with the American Indian and Alaska Native census logo.

- Presence at the Alaska Federation of Natives conference, Alaska State Fair, festivals, gatherings, conferences, meetings, and much more.

- Producing an American Indian and Alaska Native census promotional video.

**Claudette Bennett, Chief, Racial Statistics Branch, U.S. Census Bureau, Washington, DC,** stated that the Office of Management and Budget defines five racial categories that all federal agencies use to collect information on race and ethnicity. The five categories are American Indian/Alaska Native, Black or African American, Asian/Pacific Islanders, White, and some other race. For Census 2000, the Office of Management and Budget has approved a person reporting more than one race. This change came as a result of increasing racial and ethnic diversity over the past ten or more years.

New for Census 2000: In 1990 there was a separate category for Eskimos and Aleuts on the race question. For Census 2000, the American Indian and Alaska Native category was combined with instructions to print the names of their enrolled or principle tribe. In Alaska, some of the people are using their village or corporation and not necessarily their tribe. The census is based on self-identification.

Multiple tribal or multiple village entries can be entered. It is possible to write in two villages, two tribes, or two corporations (or any combination of two). The American Indian and Alaska Native population is the only racial group in the United States that has a government-to-government relationship with the Census Bureau.

**Tim Olson, Partnership Coordinator, Seattle Regional Census Center,** reviewed in detail how to fill out the census questionnaire, with special emphasis given to the race question.

He stated that the oath of confidentiality is important and should communicate that the census is safe and confidential. The Alaska Native people should also promote the census in their villages and communicate that by being counted they will receive their fair share of funds. One way this message can be communicated is through census posters and newspaper coverage. Strategize with your village leaders and consider who would be the best person in the village to actually go door-to-door collecting the census information.

**Cam McIntosh, Information Services Specialist, Seattle Regional Census Center**, reviewed the new Internet site. She stated it has an excellent delivery tool called American FactFinder\*. The American FactFinder\* complements the existing Census Bureau Web site. Anyone using this system can search for facts about their community, search for Census Bureau products and create maps. Information on business and industry from the economic census, conducted every five years, is also available.


McIntosh demonstrated how to get community profiles using the 1990 data. She stated that demographic profiles were sent to every reservation and village.

She informed the group that socioeconomic characteristics are collected from the census long form and placed in detailed files called "summary files." These files are summary tabulations at different levels of geography.



*A village member attendee listens to a response.*

**Nadine Schleve, Office of American Indians Programs with Housing and Urban Development**, stated that the Association of Alaska Housing Authorities has funded close to \$200 million for American Indians through the Native Housing and Self-Determination Act. The funding information is based on census data for Indian Health



*Stanton Katchalag, Tribal Leader from Unalakleet Village, reciting a poem during the opening ceremony*

Services. She added, "Mr. Bruce Kvarik, Executive Director of the Association of Alaska Housing Authorities recently received a \$40,000 grant from the University of Alaska/Anchorage to assist in the census gathering." She reminded the group that anyone in a Housing and Urban Development funded project, such as a mutual help project or rental program, may work for the Census Bureau without any cuts in their monthly benefits.

**Fran Ulmer, Lieutenant Governor, State of Alaska**, stated that over the last few years the population has changed dramatically and this has weakened the representation of rural Alaska in the State of Alaska's legislative process. Today, out of the 20 people who serve in the state senate, only four are from rural Alaska. Out of 40 members of the State House, only seven live in rural Alaska. Many legislative decisions do not take into consideration the lives and cultures, the economy, and the realities of life in rural Alaska. Rural Alaska is so big, diverse, and each region very different from one region to another. The Governor of Alaska signed an executive proclamation in support of census efforts.

The Lieutenant Governor stated that many state programs use census data to determine funding allocations in Alaska, including:

- The Capital Matching Grants Program
- The Department of Administration
- The Community Development Block Grant
- The Alaska Industrial Development and Export Authority
- The Division of Trade and Development
- The Alaska Public Utilities Commission
- The Division of Occupational Licensing

**Eric Morrison, Partnership Specialist, Seattle Regional Census Center, Tlingit Haida**, stated that recommendations given during this conference include the following:

- Specialized forms are needed for Alaska due to the uniqueness of each Alaska Native Village.
- Do not intermingle Alaska Native Corporations and tribes.
- Tribal designations need two lines for tribal and village origin and tribal affiliation.
- Have tribes review names of those to be hired.
- Tribal communities review the census count.
- Allow Alaska Native students and prison inmates to identify back to the tribal community or affiliation.
- Tribal communities want feedback from the recommendations made at this conference.

**Stanton Katchatag** delivered a closing prayer.

### Questions and Answers

**Question 1** - Alaska has a lot of small communities and villages. We try to spread limited employment to everyone. There are a lot of people who work one or two hours a day. That actually means one full-time position reflects as many as four people being employed. This lowers our employment rate and it's not a true picture of the employment in the villages. Is there any way that the census forms can show the full worker-hours a year available? How many hours actually worked and what is the true unemployment rate?

**Answer 1** - The long form contains questions about employment. Question 30 asked the hours worked. There is no question about the worker-hours available a year for a specific job.

**Question 2** - Who determines the poverty level in the villages? We have a higher population than other villages, but yet we get less money because of the poverty level.

**Answer 2** - The Department of Health and Human Services determines the poverty level for everyone in the United States.

**Question 3** - Did the video crew record the important issues relating to the native people?

**Answer 3** - They are recording everything (tape and/or video), which will be transcribed and/or made into a video.

*Census 2000 American Indian and Alaska Native Program*

**Question 4** - The homeless were identified as a problem in the last census. You will not see a Brother Francis Shelter or a Salvation Army Shelter. Those shelters are not available in the villages. Everybody takes into their family anyone that does not have a home in the village. These numbers are not included in the census figures. The amount of money that is given is not very much. Do your surveyors go and gather all the figures?

**Answer 4** - First, we count everyone. Each household has the opportunity to list everyone living in the households. Second, if you have your tribal liaison person turn over the responsibility to another person that is fine. Third, the Complete Count Committee will be able to assist with outreach efforts.

**Question 5** - At the present time we have construction workers in our village building an airport. If the universities can count our native students as their population, can we count those who are working on the airport construction as our population?

**Answer 5** - If they are living there on Census Day, they will be counted. For instance, Southeast has a lot of logging camps, and the Aleutian Chain has a lot of canneries which are in the same situation.

**Question 6** - It was not clear as to when the hiring will be done. Will these positions be filled at the same time in all villages or will they be hired at different times? And when will they be hired?

**Answer 6** - The hiring will start in October and end December 1999. The on-the-job training will start with the team leaders. They will physically start working in January and continue through April 2000.

**Question 7** - All of the people in remote villages know each other. I think each area village should have some contact person who can verify the count. Is that possible?

**Answer 7** - The Census Bureau will consult all tribal governments.

**Question 8** - Is there a way that the facts on the maps are reviewed before they are finalized? In 1990, they never got back to me.

**Answer 8** - Yes, there will be corrections, and we will hope to ship the maps out to the tribes in September.

**Question 9** - It has been said that the Census Bureau will be working with tribal governments and the tribe directly. This means that in the Arctic Village of Venetie, which has their own tribal records. The Tanana Chief does not have our records. So what do you do in a case like that?

**Answer 9** - We will go to each village and meet with the leadership of that village.

*page 19*

*Question 10* - What are you going to do in the communities where you have a mixed community? Such as a native community and non-native community? Next to our village is the non-native village. What if the non-native community does not want our census taker? What if they want their own census taker? Lets take as an example, Eagle and Eagle Village. How would that be handled?

*Answer 10* - We would have an enumerator from Eagle and an enumerator for Eagle Village.

*Question 11* - If a person lived 200 hundred miles up the river where would they be counted? That is, 200 miles from Fort Yukon? How are you going to count these people? How do you get up there?

*Answer 11* - They would be counted 200 miles from Fort Yukon. We can take an airplane or we may have to take a boat. We have to enumerate everyone, no matter where they live. That's why we are coming to you and showing you what we are planning, to see if you have any further suggestions so we don't miss anyone.

*Question 12* - What if you hire an enumerator that cannot speak the language?

*Answer 12* - We will hire an interpreter to accompany the enumerator or census taker.

*Question 13* - Why is there such a high turn over rate with census employees across the country?

*Answer 13* - There is a lot of pressure behind the job of being an enumerator. In some cases, they may not want to go into some of the houses and ask personal questions. We also lose a lot of people in the on-the-job-training phase.

*Question 14* - If I am a member of the Doyon, Calista, Aleut League, Chenega Bay, Hoonah, Sitka, Kasheglok, or Unalaklete, what would be my affiliation? It is not clear to a lot of the attendees because some are Unong, Upiat, Inupiat, Athabaskan, Goodson, Tlingit, or Haida. There is a serious question of an individual being a member of a village corporation. Next question, what if you have two tribes in one village, two distinct groups? Example, the Eyak tribal members live all over Alaska, but they are counted wherever they happen to be. The Eyak Tribe still has the responsibility to provide services to each member. How will this be handled?

*Answer 14* - The census is self-identification. The long form allows for 28 spaces and the short form allows for 19 spaces to list your affiliation. The census will tabulate for two tribes. It would be your decision as to how to fill the form. If the Eyak tribal member lives off tribal land, as long as they indicate they are Eyak, that information

will be tabulated for Eyak. However, they are counted as living where they are as of April 1, 2000.

*Question 15* - How do we know if the issues are being worked on? Are the notes from each workshop going to be shared?

*Answer 15* - The conference is under contract for a transcription service. A summary will be available for each conference held by the Census Bureau and available for review upon request.







## Charlotte, North Carolina May 25 - 26, 1999

### Summary of Presentations

**John George, Catawba Medicine Man**, opened with a traditional Southern and Southeastern American Indian ceremony. This ceremonial welcome is the blessing of each individual through "smudging." The purpose of the blessing is to work harmoniously together all in one accord, all seeking the same goals.

**Susan Hardy, Regional Director, Charlotte Regional Census Center**, host for this conference, introduced Charlotte Census Bureau attendees and discussed the goals and objectives for this conference.

**James Holmes, Regional Director, Atlanta Regional Census Center**, welcomed three federally recognized tribes from the Atlanta Region and noted that the region also has one state-recognized tribe.

**Alfonso Mirabal, Regional Director, Dallas Regional Census Center**, related his experience in 1990 working in headquarters and working to establish the Tribal Liaison Program gave insight to develop the strongest program for Census 2000. He added that the Dallas Region has made significant changes to the American Indian and Alaska Native Program and will be working with American Indians both on and off tribal lands. The region will respect the special government-to-government relationship by seeking advice and expertise from the tribes.

*Census 2000 American Indian and Alaska Native Program*

**Gregory Richardson, a member of Census Advisory Committee on the American Indian and Alaska Native Populations and Executive Director, North Carolina Commission of Indian Affairs, Haliwa-Saponi Tribe**, stated that it is very important that Indian people on reservations are counted because many programs and services for the tribes and Indian people have insufficient

funding. He said this issue should be very high on the agenda of tribal council meetings and other meetings attended by tribal leaders. He added that the importance of being counted can equate to better roads and hospitals, more schools, and better teachers. A better count means more money from federal and state governments and more money means more programs and services to better educate the youth. He said, "If the 12.2 percent undercount continues, then programs receive 12.2 percent less funding in American Indian and Alaska Native communities. It is important to make calls, issue press releases in the community, talk to tribal leaders, have special meetings, and

get the message out through news articles."

**Kermitt Waddell, Chairman, Census Advisory Committee on the African American Population, President and CEO for Economic Development Center of the Carolinas**, stated, "In the words of Charles Wesley, a great African American, 'A charge to keep, I have.' This is where we are as we prepare to engage in this

"Counting American Indians - Working Together For Our Future"	
Census 2000 Tribal Governments Conference Agenda	
May 25-26, 1999	
Marriott Executive Park Hotel Charlotte, North Carolina	
<b>Tuesday, May 25, 1999</b>	
8:00 am - 8:30 am	Conference Registration, Census Exhibits, and Travel Desk open for assistance. Attendees should stop by the Travel Desk to complete necessary Travel Vouchers for reimbursement of official travel expenses.
8:40 am - 9:50 am	Opening Ceremony
	- Introduction <i>Patrick O. Clark</i> Tribal Partnership Specialist, Charlotte Region
	- Blessing of the Way <i>John George - Catawba</i> Traditional Medicine Man
	- Flame Miting
9:00 am - 9:30 am	Welcome and Introductions <i>Susan R. Hardy</i> HQS Regional Director, Charlotte Region <i>Introduction of Regional Directors, Guests and Staff</i> (15 minutes)
	Welcome Remarks <i>James F. Holmes</i> Regional Director, Atlanta Region (12 minutes)
	<i>Alfonso E. Mirabal</i> Regional Director, Dallas Region (12 minutes)
	Greetings from Commerce Secretary <i>William Daley</i>
	Greetings from Congressional Representatives
	<i>Marlene Hone</i> Associate Undersecretary for Economic Affairs, Department of Commerce (10 minutes)

arduous task." He explained his ideology and concept of partnership relationships and his special working relationship and history with American Indians. His passion for American Indians goes far. He stated that recently he received a commitment from Fannie Mae and Nations Bank to embark on a \$5 million housing program and that he was working with the tribes on this endeavor. He added, "Everyone must work together to improve the quality of life. Let us work together to talk about the

Patrick Clark, Tribal Partnership Specialist, Charlotte Regional Census Center, Lumbee Tribe, stated that the attendees have been chosen as messengers, leaders, and representatives of their people. She requested a commitment from each tribe, community group, civic group and organization to participate and make Census 2000 a success. She asked attendees to help the Census Bureau become culturally sensitive towards each tribe.

10:00 am - 10:30 am	Registration and Welcome	10:30 am - 11:00 am	Registration and Welcome
10:30 am - 11:00 am	Group Introductions Marilyn, Associate Director and Marla Native Advisory Committee Staff Meeting (10:30 am - 11:00 am) on the reservation in the lobby.	11:00 am - 11:30 am	Group Introductions Marilyn, Associate Director and Marla Native Advisory Committee Staff Meeting (11:00 am - 11:30 am) on the reservation in the lobby.
11:00 am - 11:30 am	Keynote Address Carol Van Horn, Assistant Director for Field Operations, Charlotte Regional Census Center	11:30 am - 12:00 pm	Keynote Address Carol Van Horn, Assistant Director for Field Operations, Charlotte Regional Census Center
11:30 am - 12:00 pm	Break	12:00 pm - 12:30 pm	Break
12:30 pm - 1:00 pm	Panel Discussion The role of the Census Bureau in the future of Indian and Alaska Native communities.	1:00 pm - 1:30 pm	Panel Discussion The role of the Census Bureau in the future of Indian and Alaska Native communities.
1:30 pm - 2:00 pm	Panel Discussion The role of the Census Bureau in the future of Indian and Alaska Native communities.	2:00 pm - 2:30 pm	Panel Discussion The role of the Census Bureau in the future of Indian and Alaska Native communities.
2:30 pm - 3:00 pm	Panel Discussion The role of the Census Bureau in the future of Indian and Alaska Native communities.	3:00 pm - 3:30 pm	Panel Discussion The role of the Census Bureau in the future of Indian and Alaska Native communities.
3:30 pm - 4:00 pm	Panel Discussion The role of the Census Bureau in the future of Indian and Alaska Native communities.	4:00 pm - 4:30 pm	Panel Discussion The role of the Census Bureau in the future of Indian and Alaska Native communities.
4:30 pm - 5:00 pm	Panel Discussion The role of the Census Bureau in the future of Indian and Alaska Native communities.	5:00 pm - 5:30 pm	Panel Discussion The role of the Census Bureau in the future of Indian and Alaska Native communities.

importance of census." **Colette Forrest, representing Senator John Edwards of North Carolina.** "The Senator's campaign slogan states that he is the people's Senator. He wants to represent his people and cannot if they are not counted. She asked that everyone imagine wiping out five people from the population. Imagine that they were never born, contributions never noticed, their history and their story never told. This is what happened in 1990 and it cannot be undone without the help of each person answering the census."


**Carol Van Horn, Assistant to the Associate Director for Field Operations, Washington, DC,** provided opportunity for Patrick Clark to explain the blanket and items placed around the blanket. The blanket is called Mother Earth for its peace, harmony, and truth. The pipe placed at the bottom of the blanket offers peace, harmony, and blessings. The feathers represent the seven tribes in North Carolina. The feathers are topped by the sun to offer a blaze of grace upon their travels. The pipe ensures words of wisdom and truth. The staff was given by the Hopi tribe which reminds everyone to work together, remembering the past, while working towards the future.

Van Horn stated that the paid advertising campaign

provides national, regional, and local advertising, such as television, radio, print, and "out of home," such as billboards, bus shelters, and subway advertisements. The primary contractor is Young and Rubicam of New York. Young and Rubicam has subcontracted to g&g advertising, an American Indian owned firm which is responsible for the advertisement for the American Indian and Alaska Native populations. g&g advertising is a full service advertising and design marketing firm based in Albuquerque, New Mexico.

There are three components of the national media campaign:

- **November 1999 - Educational Phase.** Geared to the undecided, least likely to respond populations. Message - "We need to respond and realize what it will do for our communities."
- **January 2000 - Motivational Phase.** Message - "When you get the questionnaire, fill it out, mail it back."
- **April 2000 - Nonresponse Follow-up Phase.** Message - "It is not too late to respond and an enumerator will be visiting."



Census in Schools Program has been expanded to include an American Indian and Alaska Native map and is planned for distribution to teachers in all Bureau of Indian Affairs and tribal schools around October 1999.

**Dave McMahon, Media Specialist, Charlotte Regional Census Center,** stated that publicity not only explains the importance but can clear up misconceptions. The goal for the region is to get out as much information as quickly and accurately as possible. The Census Bureau developed advertising to assist with recruiting through public service announcements, recruiting bulletins, and drop-in articles.

A newsletter was also designed and produced specifically for the American Indian and Alaska Native populations. The handbooks spell out clearly what the Census Bureau can do.

**Mary Love Sanford, Partnership Specialist, Atlanta Regional Census Center,** stated that the Atlanta Regional Census Center is looking at very specific activities:

- Identifying, developing, and maintaining collaborative relationships with media and marketing resources.
- Nurturing and maintaining relationships with established tribes, clans and communities by providing sustainable linkages with media and marketing resources.

The advertisements created by g&g advertising will be in English. The Census Bureau will be working with tribal and other partners to develop promotional materials in the native languages. The print and radio advertising for American Indian and Alaska Natives will be regionalized through the use of different visual images, voices, and music.

Posters and national level fact sheets adapted for the American Indian and Alaska Native market have been developed. The partnership staff will work with tribes and other partners to develop art work for your "drop-in" articles.

- Creating and sharing new resource materials and constructing strong connections with other organizations.
- Special feature articles and news stories will be developed. We will utilize the mainstream media to reach the urban Indians. We will continue to upgrade and enhance our event listing and news media outlets, and try to link with the tribal Web sites.

- Collaborating with tribal representatives in the development of promotional items.
- Continuing to coordinate activities with the Florida Indian Affairs Commission, the Alabama Indian Affairs Commission, and the Georgia Counsel on American Indian Concerns.

**Al Mirabal, Regional Director, Dallas Regional Census Center**, stated that Frank McLemore, Dallas partnership specialist, is working with various Indian Nations from the three states of Texas, Louisiana, and Mississippi. He also works closely with the media specialist, Frank Newton, developing materials mentioned in the earlier presentations.

**Ken Wright, Information Specialist, Charlotte Regional Census Center**, related that in 1990 the current census database was released in three basic formats: tape, CD-ROM, and limited paper products. The subject content for Census 2000 would be very similar. Most of the same geographic areas would be available for data tabulations, such as data on tribes, counties, states, cities, and census tracts by American Indian population. The CD-ROM program has been significantly expanded. The CD-ROM would contain more data tables and information than what was available 10 years ago because much of the 1990 data could only be accessed from tape. He stated that the most exciting way to retrieve data from Census 2000 is from the Internet. By using the American FactFinder\* (opened March 15, 1999) the data are available in a much easier electronic format than ever before. "Steps to Your Electronic Census Data" was reviewed with attendees.

**Gregory Richardson** reviewed the fact that the initial purpose of the decennial census is to designate congressional seats. Advisory Committee responsibilities, importance of the geography program, the need for tribes to participate, and the racial designation concern that by marking more than one race category will affect funding were all topics discussed by Mr. Richardson.

**Bob Gabbard, Recruiter, Charlotte Regional Census Center**, stated that the main recruiting goal is to build a pool of applicants who will work where they live. During

the process of recruiting, people are prepared for employment through testing. Practice tests are available to prepare for the test. An applicant can take the test as many times as necessary.



*Census staff with the tribal government attendees from the Charlotte Region*

He reported that the number to call for employment is 888-325-7733 and it will automatically route you to the Local Census Office that is currently handling the recruiting calls for your location. He added that the Charlotte Region was now in the beginning stages of recruiting for management positions in the Local Census Offices. There are 520 offices throughout the Nation.

**Stephanie Stagers-Profit, Partnership Coordinator, Atlanta Regional Census Center**, talked about promotional items

and activities. The goal of the partnership program is to increase the mail response rate. The Atlanta Region is planning on hiring one American Indian partnership specialist. A copy of the application was handed out. She encouraged tribes to form Tribal Complete Count Committees. The Atlanta Region is in constant contact with tribes to locate tribal newsletters and other media opportunities to get the word out to the Indian communities. The Questionnaire Assistance Center program is available to help people with questions about Census 2000 and/or the census questionnaire.



*Census staff with the tribal government attendees from the Atlanta Region*

**Patrick Clark** gave examples of the various types of promotional items for Census 2000 and distributed examples. The Charlotte Region works closely with colleges which have a large American Indian and Alaska Native population. The region is working closely with all American Indian newspapers, radio, and television stations serving the American Indian and Alaska Native areas.

**Catherine Friedenreich, Supervisory Geographer, Charlotte Regional Census Center**, stated that there are four different enumeration methods:

- **Mailout/Mailback** is conducted in areas with city-style addresses that are used for mail delivery. The U.S. Postal Service will deliver a questionnaire. The household will complete that questionnaire and mail it back.
- **Update/Leave** will occur in areas where the majority of addresses are noncity style, such as post office box delivery, rural route delivery, general delivery, and

*Census 2000 American Indian and Alaska Native Program*

areas undergoing the emergency 911 conversion. Enumerators will update address lists developed last fall. Questionnaires will be left for the respondents to complete and mail back.

- **Update/Enumerate** will occur in selected areas where enumerators go out with an address list, update the list, and correct the maps. When they get to the household they complete the questionnaire for the household before they leave.
- **Nonresponse Follow-up** is for households that do not complete and mail back their questionnaire. An enumerator will go to that address to obtain the completed questionnaire. The enumerator will make up to three personal visits to attempt to complete the questionnaire.



Census staff with the tribal government attendees from the Dallas Region.

Vince Osier, Geography Division, U.S. Census Bureau, Washington, DC, explained there are two major types of geography: legal and statistical. Legal geography encompasses the reservation and off-reservation trust lands. Statistical geography includes local census geography, census tracts, block groups and blocks, as well as user defined areas, such as Census Designated Places or Tribal Designated Statistical Areas.

E. Victoria Burke, Partnership Coordinator, Charlotte Regional Census Center, and Patrick Clark, reviewed the roles of the liaisons. For the partnership specialists, it is critical to build a major level of understanding with the tribes. It is essential that tribal government liaisons refer people who live on reservations for employment with the Census Bureau. "You're doing it for your Tribe," stated Clark. She recommended a meeting once a month as Census Day approaches. The Tribal Complete Count Committee can tailor headquarters promotional products and develop creative materials.



Chief Blue singing a song to the conference attendees.

**Questions and Answers**

*Question 1* - In going through the drop-in articles, will they be available for all tribes to insert in their newsletter if they have one?

*Answer 1* - Yes, that is part of the plan.

*Question 2* - Do you have a Web site in the Dallas Region that we could have linkage to the tribe?

*Answer 2* - The Dallas Regional Office has a Web site and will work out some linkages.

*Question 3* - Individual communities, whether urban or on reservation, are a unique entity and need a specific type of media approach. What type of input is available from the individual communities to make sure that it is appropriate to that group? Are there any funds available for the tribes that don't have funds for newsletters?

*Answer 3* - Approximately 600 partnership specialists are working with local and tribal communities to ensure that we are touching on the right spots and the right places for national and local advertising. There is an in-kind funding program that the Census Bureau is providing to each regional for such things as copying of newsletters, postage, providing transcriptions, and translation of a radio spot into a particular Indian language. There is funding available at the regional level to make those types of buys. Each Regional Director will have available in-kind resources that can be made available for these types of activities.

Another option is that a small amount of money has been set aside for specific advertising needs in each region. Regional Directors will identify what is called "critical buys." So if there are stations we need to buy air time on but the marketing efforts of Young & Rubicam may not reach the local stations, Regional Directors will add that media outlet to the list. Critical buys are important. We have made our first pass at a list of critical buys and will continue to refine the list for a period of time. So talk with your tribal liaison, regional office, your partnership coordinator and the Regional Director about what you feel are critical buys to reach your constituents with the national advertising campaign.


The regions do not actually get the money to make the buys. Rather, each region submits to headquarters, based on input from local tribes or organizations, where we need to buy additional advertisement. Then, Young and Rubicam buys time or print space for the advertisements in order to reach the communities that we are trying to reach to educate and convince them to participate in the census. In addition, g&g advertising will also target advertising buys based on critical buy recommendations from the regions.

**Question 4** - We have a video production component and local cable station. It might be possible for us to do something which is bilingual because a huge portion of our population speaks Choctaw fluently. There is a part of the reservation that we do not reach that we have to use local broadcasters. Would the Census Bureau buy that time for us?

**Answer 4** - The Dallas Regional Office will handle this issue directly.

**Question 5** - Can we require at the local level that the enumerator or anybody that's going to visit homes on the reservation be bilingual?

**Answer 5** - The general rules for recruiting and selection specify that if we need a language capability, we can use that as one of the selection items. That would be something that you, the Regional Director, and the partnership specialist can work out for your reservation. On their application, they can indicate that they have a language capability. In your *Tribal Liaison Handbook*, pages 16-20, there is a very in-depth discussion about recruitment, language factors, cultural factors, and pretesting. We would like the tribal liaison to help recruit people for us to test.



Patrick Clark, Census employee from the Charlotte Region, with John George and Chief Blue.

**Question 6** - What is the age to be able to get the people to work as census counters? Is it strictly 18 year-olds and up or do they have high school students that can participate as employees?

**Answer 6** - It depends on what the laws are for the state regarding youth working and the minimum age that they can work.

**Question 7** - How do we deal with tribal members who live just off the reservation? Because there's a sizeable number that will live in adjoining towns. I would assume that the state of Mississippi has their own system and I assume it will probably be the mail back. How do we get that information out that they need to be counted?

**Answer 7** - After this meeting, go home and work with your tribe on methods to spread the word about the census.

**Question 8** - If we get information that people have not received a questionnaire, could we have them available and distributed on the reservation through a Be Counted site?

**Answer 8** - If you do not receive a form, you can get a Be Counted form, fill it out, and mail it back.

Page 28

**Question 9** - What if they live off reservation? Can they get the Be Counted form from us or do they have to get it from their reservations?

**Answer 9** - They can get it anywhere there is a Be Counted site.

**Question 10** - I have a question about people who are nonresidents of their tribe because I am a nonresident. Working in the tribal office, the tribe has access to all the residents' addresses. Since you ask the addresses for those that are on the reservation, can we submit the nonresident addresses also?

**Answer 10** - We have done the major part of address list development and we are now refining the list. For the census we use the list of housing units or the addresses to drop off the questionnaire. We do not know who lives at an address until the form is filled out and returned. What the tribe can do is use the address list, send a notice to everyone on your list asking if they filled out their census form. We tabulate who lives on the reservation and who lives off, based on the boundaries of the reservation that are certified to us by the Chief or a designated person.

**Question 11** - We know pretty much about our people on the reservation. We have an awful lot of people who don't live on the reservation. I live about two miles off, on private land that I bought many years ago. We have an awful lot of people who we all know that live within three, four, five, six or eight miles off the reservation. Is there anything illegal about those people that we know who would respond to come to a special meeting at the reservation and get help to fill out their forms?

**Answer 11** - No, in fact we suggest that tribes have a Questionnaire Assistance Center on reservations where individuals can bring their questionnaires that they received at their home and receive help filling it out. Those of you who have been sworn in can help.

**Question 12** - We have a five county service area in Alabama. Could the community leaders talk about getting together in each of these areas and inform their constituents that the census is coming?

**Answer 12** - Yes, that is an excellent idea. Fortunately for us, the mail directory areas for the reservation are the same as off reservation.

**Question 13** - I just completed the corrections on the maps and sent it back to the Dallas office. I returned the

Census 2000 American Indian and Alaska Native Program

map with all the corrections and was told they did not need the address listing back. I am wondering, when are we going to have input on the addresses?

*Answer 13* - What they really wanted in urban areas is the number of housing units. So where you said you had a different number of housing units per block, they are going to go back out into the field over the next couple of months and relist that area.

### Charlotte Census 2000 Tribal Conference Attendees

<u>Name</u>	<u>Tribal Affiliation/Organization</u>
Chief Gilbert Blue Donna Curtis	Catawba Indian Nation, South Carolina
John George	Catawba Traditional Medicine Man, South Carolina
Ardith Soprano, Enrollment Officer/Liaison	Chitimacha Tribe, Louisiana
Christine Murphy, Assist. Administrator	Jena Band of Choctaws, Louisiana
Sylvia S. Guevara, Assist. Tribal Administrator	Kickapoo Tribal Office, Texas
Martha Salazar, Personal Assistant	
Cliff Saunders, Special Projects Director	Mississippi Band of Choctaws
Laura Cook, Tribal Liaison for Census 2000	Poarch Band of Creek Indians, Alabama
John A. McGhee	
Mary Ella Gereak Sue Jane Cypress	Seminole Tribe of Florida
Melissa Mattox, Enrollment Director	Tunica/Biloxi Tribes
Shirley Carlisle, Executive Director	American Indian Chamber of Commerce Texas, Inc.
Dr. Jonathan Hook, President	American Indian Resource Center of Houston, Inc.
Dean Bridges, Executive Director	Dallas Inter-Tribal Center, Inc.
Kermit N. Waddell, President/CEO	Census 2000 African American Advisory Committee Chairperson Development Center of the Carolinas
Melissa McRae, Board Member	Florida Indian Affairs
Neal McCormick, Police Chief	Georgia Council on American Indian Concerns Chairperson
Gregory Richardson, Executive Director	Census Advisory Committee For American Indians and Alaska Natives, North Carolina Commission on Indian Affairs
Pat Arnold, Deputy Director	Office of Indian Affairs
Joe Bohannon, President	Thunder Alliance, Inc.



## Mount Pleasant, Michigan

June 8 - 9, 1999

### Summary of Presentations

**Thurman Bear, Partnership Specialist, Detroit Regional Census Center, Member of the Bear Clan, Ojibwe Nation, the Lac du Flambeau Band of the Lake Superior Chippewa,** was the Master of Ceremony and welcomed all attendees.

**Milton Peleher, Ojibwe Tribe,** conducted the opening ceremony consisting of a Pipe ceremony.

**High Spirit Singers** performed the Honor Song.

**Billy Daniels, Forest County Potawatomi, Wisconsin,** stated that it is very important for American Indians to be counted in the census. He said the census count is how work can be done with some of our programs for Indian people. He stated that he was proud to be counted as an American Indian. While growing up, his father, grandfather, and uncles always told him that someone will ask him to do something, so he should just do it. "Stand up and be counted."

**Ted Holappa, Keewenaw Bay Indian Community, Director, Sault Saint Marie Health Department,** stated that in 1491 there were 60 million native people north of Mexico. By the 1990 Census there were 290,000 Native American people. In the early part of Indian history, our people spread from the East Coast to the Rockies, from Hudson Bay to the Gulf of Mexico, and saw themselves as the "People." There were not too many tribal delineations or the need to classify one another. But as Indian history evolved,

Indians began to organize into small localized bands of tribal governments. Census 2000 is an opportunity to begin to see ourselves as a Nation rather than individual groups.

The census is the one area in which people can self-identify themselves as an American Indian. If Indian people see services offered and it is beneficial, more people will identify themselves as American Indians. They will be proud of their association with other Indians.

**Kevin Chamberlain, Chairman, Saginaw Chippewa Indian Tribe,** welcomed George Bennett, Chairman from Grand Traverse, and other council members attending the conference. He stated those attending are here today to make sure that everyone is counted. He stated that in the current administration they were doing everything that tribes can and hopes that every administration, every community, and every American Indian Tribe in Michigan will continue to work on including American Indians. For so long it was the same old story, American Indians have not been included. It is a monumental task to live, even today, in this Nation that American Indians call the United States. He stated he is

not speaking for the ancestors, but knows that American Indians have a torch to carry. It is about respect. It is not about dwelling in the past and it is not about hating our neighbors for whatever their ancestors may have done to us. It is a matter of standing up and respecting each other.



**Preparation for Success:  
Building Partnerships for Census 2000**  
**Census 2000 Tribal Governments Conference**  
**Soaring Eagle Casino & Resort**  
**Mt. Pleasant, MI**  
**June 8-9, 1999**

#### Tuesday, June 8, 1999

- 7:30 AM Registration, Census Exhibits, Travel Desk open for assistance. Attendees need to stop by travel desk to complete necessary travel vouchers for repayment of official travel expenses.
- 8:30 AM Opening Ceremony  
Pipe Ceremony, Milton Pelcher, Ojibwe Honor Song, High Spirit Singers
- 9:00 AM Comments from Elders  
Billy Daniels, Forest County Potawatomi  
Ted Holappa, Keewenaw Bay Indian Community
- 9:20 AM Comments from Host Tribe  
Kevin Chamberlain, Chairman, Saginaw Chippewa Indian Tribe
- 9:30 AM Michigan Commission on Indian Affairs  
Donna Budnik, Executive Director
- 9:40 AM Comments from Regional Director(s)  
Dwight P. Dean, Director, Detroit Regional Census Center  
Marilyn A. Sanders, Deputy Regional Director, Chicago Regional Census Center

10:00 AM	U.S. Census Bureau Welcome Robert Nygard, American Indian and Alaska Native Racial and Ethnic Advisory Committee
10:20 AM	U.S. Department of Commerce Welcome Christopher Morton, Inter-Government Affairs Specialist
10:30 AM	Carol Van Horn, Assistant to Associate Director for Field Operations, U.S. Census Bureau
10:40 AM	American Indian and Alaska Native Program Sydney Chattin Reynolds, American Indian and Alaska Native Program Manager
11:00 AM	Jennifer Marks, Assistant Division Chief Census 2000 Publicity Office
11:15 AM	Swearing In of Census 2000 Tribal Liaisons Dwight P. Dean, Regional Director, Detroit
	-- Break for Lunch --
1:00 PM	Use of Census Statistics to Improve Conditions in Your Community, Ed Sapolus, Epic MRA
2:00 PM	Break-Out Sessions  Geography, Gary Crucio, Detroit Regional Geographer Recruitment, M. Randolph Edwards Enumeration Methods, Tom Chodzko, ARCM Field Operations, Scott Deuel  -- Break --
3:45 PM	American FactFinder* Barbara Clayton and Josiah Johnson

He stated that there is a message that was passed on by an elder: "Native people were put on this earth to save non-Indians. All the parts of the circle that we, as Indian people, have encompassed our whole life, our whole existence, is the Circle of Life." He said he hoped that American Indians would stand up and not only be counted, but work to heal this country and perhaps make an impact on the world. For the people that we count today, I want to make sure that every child in Michigan, that every child in the country, can go to school and learn about us, the Native American People. No matter how long it takes, this is the message that we must get out. "Stand up and be counted."

**Donna Budnik, Executive Director, Michigan Commission on Indian Affairs**, stated that the Michigan Commission on Indian Affairs should develop projects and ideas on how to get the census message out. As an example, schools participated in a Census 2000 poster contest.

The first prize was to reprint the poster and send it out all over the state to Indian organizations and Indian tribes. The first prize winner and their family would have an overnight stay at this resort. This contest was in three age groups. The runner ups each received a Pendleton blanket.

The Commission sent out a notice to all the Title VIII workers and all education directors for each tribe. The *Michigan Indian Quarterly* placed articles in its paper about the census for the past year. The commission has assisted with recruiting American Indian people by posting announcements at Indian organizations and on reservations. The census comes around once every 10 years, the last being in 1990. In 1990 there were 59,000 American Indians in Michigan. This year there are approximately 65,000. She said the Commission would like to send two messages: first is to fill out the census form, and second is to mark the American Indian race category. "It is now time to be proud to be able to mark American Indian on your census form."

**Dwight Dean, Regional Director, Detroit Regional Census Center**, stated that the Census Bureau recognizes its limitations on how to help the American Indian and Alaska Native population obtain a complete and accurate count. The Census Bureau recognizes, however, that in Indian Country there is a well established means of communication. The Census Bureau must connect with Indian Country and understand their culture. The leaders have the respect of those in their communities. When established community leaders stand up and describe the value and importance of Census 2000 to the American Indian community, it goes far beyond what the Census Bureau or its operations can attempt to achieve. With the

#### Wednesday, June 9, 1999

- 8:30 AM Census Liaisons report from break out sessions
- 9:30 AM Regional Tribal Partnerships, obtain commitments, develop comments and strategies for approaching Tribal Leadership  
Thurman Bear, Detroit Regional Census Center  
Marlene Wiseroch, Chicago Regional Census Center
- 11:00 AM Conference Wrap-Up  
Thurman Bear



support of Congress and with the support of resources, the Census Bureau is trying to improve its operations to get the count right the first time. The Census Bureau must be able to deliver to you, as leaders of the community, as well as all other users of the data collected by the census, a correct, complete, and accurate number.

He stated that there are two areas about the census that he wanted to share. The first is to convey to every individual across the community and the Nation what is happening with the census and why it is important for them to participate. The second area is recruiting. The full employment number will be more than 13,000 that the Census Bureau wants to hire in Michigan in less than 1 year. "That will be difficult without your help. We need your help."

**Marilyn Stephens, Partnership Coordinator, Chicago Regional Census Center**, provided results of the 1998 Menominee Reservation Dress Rehearsal and the design of the Complete Count Committee. The Dress Rehearsal provided the Census Bureau with valuable insights into the opportunities and challenges which lay ahead, both in the Native American Communities and the Chicago Region at large.

**Marilyn Sanders, Deputy Regional Director, Chicago Regional Census Center**, welcomed the attendees and gave regrets that Stanley D. Moore, Chicago Regional Director, was unable to attend. She discussed the dedication and hard work that the region and staff have to do to ensure all census activities are completed properly when working with the American Indian communities.

**Robert Nygaard, Chairman, Census Advisory Committee on the American Indian and Alaska Native Populations and Sault Ste. Marie Chippewa Tribal Council**, discussed the role of the Advisory Committee, and his recent testimony before the Senate Committee on Indian Affairs in Washington, DC. Some of the points and concerns from the testimony include:

- The Office of Management and Budget issued Directive #15, Race and Tabulation, describing how the federal government will report multiple races.

- There is a critical shortage of Native American staff at headquarters and at the local level in the Census Bureau.
- The Advisory Committee is working hard to get wages equitable to the going job market, to get census workers paid faster, to advance pay for mileage, and to offer flexible hours during Census 2000.

**Jennifer Marks, Assistant Division Chief, Census 2000**

**Publicity Office, Washington, DC**, discussed census advertising efforts. She stated it is part of the promotion effort, the part where we can help educate, motivate, and inform people about Census 2000 through advertising. In 1990 there was a pro-bono campaign. If you stayed up through the night, you may have been able to see some of the ads. For Census 2000 the advertising campaign will include television, radio, print, and out-of-home ads which is what advertisers call billboards and posters. Because of the diversity of the American Indian community, advertising will reflect that diversity particularly through radio and print.

To reach American Indians living in urban areas, the ads will also appear on television and radio through the regular urban outlets. Examples of the advertising themes: the concept of coming together for a powwow; the importance of generations and being able to use images of Chief Joseph, Sitting Bull, Geronimo, and their descendants; and inclusion of the Circle of Life logo on all advertising copy. This will mark the only time that the Census Bureau has agreed to modify the Census 2000 logo to reach one ethnic group.

**Ed Sarpolus, President, Epic MRA**, discussed his company's research analysis. He began by asking what Epic MRA stands for. It is a research acronym. "For example, everyone pays in cash." He said they have found through research that fewer and fewer Native Americans that do not live on reservations wish to identify themselves as Native Americans. In many of the states there is no promotion to make sure that the Native Americans get counted, or to encourage Native Americans to self-identify. One of the things that is important today when you are working with the Census



*Tribal member attendee applauding census improvements.*



*The Detroit Tribal governments discussing geography methods during breakout session.*

Bureau is that you are working as a group of leaders and members of your individual tribes. It is up to the tribes, and not the states, with the assistance of the Census Bureau, to be sure that you get counted. There are politics involved. At this time there is a debate in Congress as to what will be the official count of the census. Is it going to be the exact enumeration count, which is done on April 1, 2000, or the adjusted count, where the Census Bureau tries to account for those who were missed? At this point the congressional leadership does not want an adjusted count. There will be no way of adjusting for the undercounted Native American. It is very critical that tribal leaders get all of their tribal members to assist with getting a complete and accurate count.

**Andrea Johnson, Geographer, Chicago Regional Census Center**, gave an overview of some of the geography programs available through the census. There are many geography partnership programs. For American Indians, the census has a government-to-government relationship.

There are two types of geography used for the census. We use the legal geography which includes the American Indian reservations and off-reservation trust lands. The other type is statistical geography. There are Census Designated Places, or places that may not have legal municipal boundaries built in an area where a lot of people live. A Tribal Designated statistical area is the same type of thing.

There are four different types of partnership opportunities: Local Update of Census Addresses, Boundary and Annexation Survey, Participant Statistical Areas Program, and the Tribal Subdivision Program.

The New Construction Survey is sort of a grandchild of Local Update of Census Addresses. The Census Bureau needs the help of tribal leaders to ensure these programs are conducted accurately.

**Tom Chodzko, Assistant Regional Census Manager, Detroit Regional Census Office and Scott Deuel, Field Operations, Detroit Regional Census Center**, reviewed how the census will be conducting enumeration. In most of the country, it will be conducted using the Mailout/Mailback method. The post office will deliver the questionnaire and

whoever is living there fills it out and sends it back. If we do not get the questionnaire back, we conduct a follow-up operation. The success of this process relies on everyone's participation.

The next method is Update/Leave which is conducted door-to-door. An address list has already been compiled. We will update this list and leave the questionnaire to be filled out and sent back by the respondent.

Update/Enumerate will be used in many rural areas. We will go door-to-door, update the address list, and fill the questionnaire out at the same time. As an example: most of Wisconsin, extreme southern parts of Indiana and Illinois will be enumerated with this method.

For those that live elsewhere, such as in rest homes, in the military, prisons, halfway houses, or dormitories, we will enumerate these locations as special places. These sites will be enumerated in person, on sight. Mailout/Mailback will begin the end of March and Update/Leave and Update/Enumerate will begin thereafter.

**Vince Kountz, Partnership Coordinator, Detroit Regional Census Center**, reviewed the unique promotional and advertising activities throughout the regions. Special emphasis was given on ways to personalize these types of activities on reservations and in American Indian off-reservation areas.

**Barbara Clayton, Information Services Program, Detroit Regional Census Center**, discussed census data products. She said there will be a printed report for each state and very few printed reports for the Nation. There will be one printed detailed report for all tribes.

The demographic profile includes the kind of questions asked of everyone. This includes information such as population, age, sex, and race. The only housing data that will be asked of everyone at this time will be whether the house is owned or rented. This question is asked on both the long and short form. The long form will gather information on income, education, labor force, and poverty. The profiles will be available from June 2001 to September 2001.



Milton Peleher gives spiritual blessing in his native language.



Thurman Bear, Detroit Region, presents gift to Milton Peleher.

**Josiah D. Johnson, Information Services Program, Chicago Regional Census Center,** spoke about the American FactFinder\* which is the Census Bureau's Web site used to disseminate Census 2000 data.

He also reviewed the process of collecting and summarizing the data. First the data are summarized at the national and state levels. Within the state level summaries are provided at the county, place, and village levels. The Census Bureau also provides data summaries for census tracts, census block groups, and census blocks. With this and special tabulations, such as congressional districts, Native American lands and Metropolitan Statistical Areas, there are a lot of different geographic levels for users to analyze for each question on the census form.

Census data are accessible to everyone. American FactFinder\* is set up with the concept of uniformity. There are menu options where the user will expand and collapse menus for different geographic levels and for different types of data. The menu options are:

- Multiple geographic options
- User-defined specifications and groupings
- Comprehensive help menu
- Multitasking made easy

American FactFinder\* is broken into three tiers. Tier I is more user-interactive and contains commonly used data tables for all levels of geography. Tier II includes data that is more specialized. Tier III products can be customized for individual jurisdictions or data users. When viewing data in American FactFinder\*, you can view online or print locally. You can also save or download the data.

A demonstration of American FactFinder\* was performed.

**Marlene Wiseroch, Partnership Specialist, Chicago Regional Census Center, and Thurman Bear** discussed the Tribal Complete Count Committee as a strategy that the Census Bureau is promoting so that communities can become more empowered. The voices in your community need to be heard. One of the goals of the Tribal Complete Count Committee is to pull people together from all walks of life. They stated that the common goal must be to establish realistic objectives that will reduce the undercount experienced during the 1990 Census. They encouraged tribal leaders to involve spiritual leaders, religious groups, educators, head start and preschool teachers, and business leaders to become active in the Tribal Complete Count Committee. Conference attendees were encouraged to start developing a list of the people to invite, and to engage their local partnership specialist to

assist in working with their committees. "Try to get on calendars of board meetings and organizational meetings. Plan workshops that include media representatives. It is very important to remember that your message, when you are developing that Tribal Complete Count Committee, is to share with each member that it is up to us to partner together to take responsibility for our American Indian response rate." Tribal leaders were encouraged to use the *Tribal Complete Count Committee Handbook* for suggestions and ideas.

## Questions and Answers

*Question 1* - Can the census data help me to find out where a person lives in the state?

*Answer 1* - You do not get individual information from census data. Census data describe where there are pockets of Native Americans, not individual people. It is all confidential. You have to wait 72 years to get an individual's data from census records.

*Question 2* - How are you going to reach the urban communities? Would it be important that if a person has Native American blood, that he checks that box?

*Answer 2* - You have to reach out to persons in the community. A problem in reaching American Indians in urban communities is that people do not participate in powwows or come back to the reservation, or they are not in contact with the tribes, and thus do not have that sense of attachment. Therefore, it is going to be difficult to reach urban Indian communities. It is important that an individual checks the box that best identifies himself. In the census, an individual can check one or more boxes.

*Question 3* - How are you handling the mapping of tribal lands? Are you using tribal help? How do you handle discrepancies?

*Answer 3* - We have a program called the Boundary and Annexation Survey. Until 1990, the Census Bureau had to work with what was provided by the Bureau of Indian Affairs. Since that time, we get information from them, but we also get information directly from tribal governments and we adopt the most accurate mapping.

*Question 4* - How do you make sure these changes are made?

*Answer 4* - There is an in depth review process to verify all changes. However, the tribes will still have an opportunity to make boundary adjustments based on January 1, 2000 tribal boundaries.

*Question 5* - By putting boundaries on the map, will the Census Bureau be able to help if we are in court over tribal boundaries?

*Answer 5* - No, the Census Bureau uses these maps only for the purpose of taking the census.

*Question 6* - Are land claims used as tribal boundaries?

*Answer 6* - No, the Census Bureau does not use land claims in establishing tribal boundaries. Boundaries are based upon legal documents provided by the tribes.

*Question 7* - Do you count everyone in the same manner? If not, does that create law suits?

*Answer 7* - There are four methods used to count the entire population. The method used depends on the area in which you live. The methods are: Mailout/Mailback, List/Enumerate, Update/Enumerate, and Update/Leave. For Redcliff Reservation, the method will be Update/Enumerate.

*Question 8* - How long will a person be able to work for the census?

*Answer 8* - It varies with operations. Most operations last from 6 to 8 weeks. There are operations that occur consecutively. We hire for long-term positions in some of our offices. We will have three Local Census Offices in the Milwaukee area. We will also have nine offices in Chicago.

*Question 9* - I understand there have been problems and delays with your hiring in Chicago?

*Answer 9* - We had a difficult time kicking off the recruiting drive in Chicago. By the time we were finally into full swing we were coming to the end of that phase. The process for hiring is extensive. For example, once applicants complete the paperwork and take a job test, their information is submitted to the Federal Bureau of Investigation for a background check. Throughout the country the Census Bureau submitted up to 40,000 applicants to the FBI in one day, causing a bottleneck. Thankfully, we have established a very solid pool of qualified applicants in the Chicago Region and are now able to move ahead as needed.

*Question 10* - How will we use this data for people who use our services and live on nontribal lands?

*Answer 10* - The Census Bureau will be conducting workshops to assist with understanding data products, the use of American FactFinder®, and how to access the data on the Internet.

*Question 11* - Tribal members, as a whole, do not trust the federal government. You have asked us to sign the maps once they are corrected. Why do you need this?

*Census 2000 American Indian and Alaska Native Program*

*Answer 11* - We want you to have an idea where your lands are so we can give you statistics which report on those lands. The data will show how many people from your tribe live on those lands, how many are non-tribal people, and other demographics. The signature is verification and allows the Census Bureau to contact a person who is familiar and can answer any questions concerning the map.

*Question 12* - What constitutes a census tract?

*Answer 12* - A census tract is defined by population, historical development, and visible features. A census tract is based on population that is over 4,000. The reason the census tract is defined by population is for comparability and standardization between tracts across the United States.

*Question 13* - What type of programs are developed for the tribes in the Chicago office?

*Answer 13* - We have developed many different programs to actually count where you are. We have a program in which 8 of our 11 tribes in Chicago are participating - the Participant Statistical Areas Program. This program is designed for tribes with a land base. Another program that we are developing is called the Tribal Subdivision Program.

*Question 14* - What is the Tribal Subdivision Program?

*Answer 14* - The Tribal Subdivision Program is a program where instead of saying, "I want you to break this up into population-based census tracts and block groups," you can use your own definitions, such as tribal election districts, tribal taxation areas, or tribal administrative areas. This allows you to have meaningful units of geography in which you want to report the statistics after the census without having to be confounded by the population base.

*Question 15* - Is the CD-ROM free? If not, what is available?

*Answer 15* - There will be a production-cost charge for CD-ROMs and DVDs. But census information acquired through the Census Bureau's Web site, [www.census.gov](http://www.census.gov), will be free of charge. If you do not have access to the Internet, you can go to your nearest library and use their computers to access the data.

Mount Pleasant Census 2000 Tribal Conference Attendees	
Name	Tribal Affiliation/Organization
Donald Moore, Sr Jeff Bird	Bad River
Philip Shopodock Stephanie Baren Billy Daniels Bagwejkwe Kim Reyes Paul Streck	Forest County Potawatomi
George Bennett Robert Kablicsch	Grand Traverse Bay Band of Ottawa & Chippewa Indians
David Sprague John Shagonaby	Gun Lake
Kenneth Meshigaud Harry Williams, Jr.	Hannahville Potawatomi Indian Community
Jacob Lonetree Denise Eddy	Ho Chunk
Amos Day Donnis Ballinger	Huron Potawatomi
Gaiashkibus Tom Carley	Lac Courte Oreilles
Tom Moulson Emerson Coy	Lac du Flambeau
Richard Williams Vera Klingman	Lac Vieux Desert
Robert Guenthardt Dan Shepherd	Little River Band
Apesanakwat	Menominee
Roger McGeshick Richard Ackley	Mole Lake
Deborah Dextator Cheryl Skoloski	Oneida
Valeria Baker Jerry Ashby Selene Phillips Larry Lockwood R.J. Smith	Pokagon Potawatomi
George Newago Rick Wygamek	Red Cliff
Robert Nygaard	Sault Ste. Marie Chippewa
Lewis Taylor Gloria Merrill Kathy Can	St. Croix
Robert Chicks Marcelene Sparks	Stockbridge Munsee
Ann Gebhardt Jeff Parker	Bay Mills Indian Community
Ted Holappa	Keweenaw Bay Indian Community
Donna Budnick	Michigan Commission on Indian Affairs
Victoria Miller Gerald Church	Michigan Urban Indian Consortium

## San Francisco, California

### June 22 - 23, 1999

#### Summary of Presentations

**Moises M. Carrasco, Regional Director, Seattle Regional Census Center**, welcomed the assembly of American Indian leaders to the Northern California Tribal

Conference and characterized the conference as tangible evidence that the Census Bureau not only recognizes the importance of the American Indian community, but that a major purpose of the conference was to listen to American Indian leaders: to hear their concerns, ask for suggestions and ideas, and to find ways together to ensure that Census 2000 would accurately represent the American Indian population in California.

**Joseph Myers, Executive Director, American Indian Law and Justice Center, Pomo Tribe of Northern California**, described the various services of the National Indian Justice Center. He summarized a range of issues and concerns in the fields of health and education and detailed unmet needs in the social welfare programming for American Indians residing in California. Emphasis was given to the importance of how Census

2000 data can be used to compile statistical information into usable formats to submit to Congress and agencies that are legally-bound to fulfill policies and funding for American Indian people that brings about changes. The federal trust commitment to Indian tribes must be maintained and strengthened as a means to reach a successful end. Tribal leaders should take the initiative to establish their own databases to regularly collect the information required for their own programs and support

the national data collection efforts to affect a more secure future for American Indians across the Nation.

**Dr. Morgan Otis, President, DQ University, American Indian College, Davis, California**, spoke of the cultural and traditional learning at

DQ University that contrasts with the Western education system. Census 2000 participation by American Indians throughout the Nation is vital to all tribal colleges who are constantly struggling and in need of increased financial funding for students, programs, and staff support. An imminent strategy to address the constant money needs of tribal institutions of higher education is an updated, significant array of comprehensive data on school enrollment, income levels, and academic achievement of American Indian and Alaska Natives. These data, together with an accurate population count, are essential for an equitable allocation of federal funds which utilize population-based formulas for better schools, health care and transportation, and other educational advantages. Education is fundamental to virtually every aspect of social and economic opportunities in America, and American Indians must

participate in Census 2000 to get their fair share.

**The Honorable Willie Brown, Mayor, San Francisco, California**, welcomed members of Northern California's American Indian communities to San Francisco, and pointed out that his city had one of the largest populations of American Indians of any city in the country. A complete and accurate count of American Indians living in urban areas, as well as on reservations and rancherias, is

#### Counting California's American Indians - Working Together for Our Future -

Census 2000 Tribal Conference Agenda  
Hyatt Hotel, San Francisco, California  
June 22-23, 1999

##### Tuesday, June 22

- 7:30 Conference Registration, Exhibits, & Travel Desk open for assistance  
Attendees should stop by the Travel Desk to complete necessary Travel Vouchers for reimbursement of official travel expenses.
- 9:00 Conference opens with Invocation & Welcome  
Opening Remarks & Introductions  
*Moises M. Carrasco, Seattle Regional Director*  
"Census 2000 - A Unique Opportunity for American Indians"  
*Joseph Myers, Executive Director, American Indian Law & Justice Center*  
"The Impact of Census 2000 on the 21st Century"  
*Marlene Stone, Associate Administrator for Economic Affairs, U.S. Department of Commerce*  
"Introduction to the American Indian Alaska Native Program"  
*Suzanne Stettin Reynolds, National Coordinator of the American Indian Alaska Native Program, U.S. Census Bureau*  
Cultural Presentation by the Elmo Pomo Dancers.
- 10:15 15 minute break
- 10:30 "New Strategies and Plans for Census 2000"  
*Dr. Kenneth Brantley, Director, U.S. Census Bureau*  
"American Indian & Alaska Native Census Advisory Committee"  
*Dr. Mark Sapiro, Department of Sociology, Stanford University*  
"Where People Were Missed in 1990"  
*Richard Lomohash, Information Specialist, California State Indian Center*  
"The Future of Indian Education into the Next Millennium"  
*Dr. Marjorie Sims, President, DQ University*  
"Why We Are Here... Making the Most of this Conference"  
*Elaine Pomper, California Partnership Team Leader*
- 12:00 75 minute lunch break  
*Attendees & Travel Desk open for questions to exit*



in the interest of all Californians, whether American Indian or not. The Mayor pledged the continued support of the city's resources to help in getting the message out to every resident on the importance of Census 2000, to the future of the city of San Francisco, and to the state of California. San Francisco and the state of California can not afford a repeat of the 1990 Census when millions of Californians went uncounted, resulting in a major shortage of needed federal funds for vital programs.

**Elaine Dempsey, Partnership Team Leader, Seattle Regional Census Center, Wintun and Usal Tribes,**

described the partnership specialist position as it relates to tribes and urban populations in California. Ms. Dempsey noted how special American Indian promotional materials have been developed for Census 2000, as well as the Census Bureau's government-to-government commitment in its outreach to American Indian communities. The 12.2 percent undercount in the 1990 Census resulted in American Indians not getting their fair share of federal funds which use census data in their allocation formula. Tribal and community liaisons can begin building partnerships and linkages with existing resources on and off rancherias/reservations, encouraged the election or selection of a tribal liaison for each community, and emphasized the importance of obtaining a tribal resolution of support. Suggestions for raising awareness of the importance of Census 2000 included:

- Educating the community, using meetings, media, religious leaders, and school programs.
- Establishing Questionnaire Assistance Centers and Be Counted sites on rancherias/reservations.
- Recruiting for census jobs and providing training and testing sites on trust lands.
- Promoting, through tribal avenues, the development of Tribal Complete Count Committees and action plans.

**Alice Greene, Area Manager, Seattle Regional Census Center, Lummi Tribe,** gave an overview of the data collection process for the northern California area. By April 1999, the Seattle Regional Census Center had hired hundreds of individuals in rural areas to complete address listing. The Census Bureau now has a complete address file for about 90 percent of all housing units. In March of 2000, local census takers from these communities will deliver a questionnaire to these housing units. It is expected that 60 percent of the respondents will fill out the forms and return them by mail. The tribal leaders should know the most qualified persons in their tribes to

help with the census. Tribal leaders should recommend candidates to be census takers on their tribal lands. Residents working as census takers will be trained by census staff. Ms. Greene concluded by emphasizing that "the message to give is that everyone must stand up and be counted."

**Dennis Duffy, Geographic Coordinator, Seattle Regional Census Center,** discussed that the Seattle Regional Census Center has been working to improve geographic components for taking the census. The region has been working with different individuals and organizations throughout the state to try to get information that will help improve the way that we represent all areas throughout California. All of the census activities rely heavily on the use of maps and representation of features and areas. The maps are sent to all federally recognized tribal governments. The tribes will

review, make corrections, and return to the Seattle Regional Census Center. Upon the return of these maps any changes are keyed into the TIGER® file, and these maps are then called Boundary Validation maps. A new program is under development called the Tribal Subdivision Program which will allow the tribes to subdivide their land to the specific needs of tribal data users.

Friday, June 22, 1997 - Afternoon Sessions

These sessions are for all people who are interested in the census. These sessions will focus on information from the Census Bureau that will help you in achieving an accurate count of American Indians & Alaska Natives.

The first session will be an overview of the census, from an opportunity to discuss the information presented, and give you the opportunity to ask questions. The second session will be a discussion of the census process, and how you can help in getting the census done. The third session will be a discussion of the census process, and how you can help in getting the census done.

11:00 - 12:00 Noon - American Indian & Alaska Native Sessions  
 12:00 - 1:00 PM - Lunch  
 1:00 - 2:00 PM - American Indian & Alaska Native Sessions  
 2:00 - 3:00 PM - American Indian & Alaska Native Sessions

Registration: 11:00 AM - 1:00 PM

Registration Room: 1000 - 1000 - 1000  
 Registration Room: 1000 - 1000 - 1000  
 Registration Room: 1000 - 1000 - 1000

Topics to be covered in each break-out session:

11 - Census Activities that Impact California's American Indian Population

"Census Data and its Impact on Rancherias & Reservations"  
 "Census Data and its Impact on Tribal Lands"  
 "Planning Census Maps and Tribal Boundaries"  
 "Census Data and its Impact on Tribal Lands"  
 "Recruiting American Indians for Census Jobs"  
 "Census Data and its Impact on Rancherias & Reservations"



has been able to expand on advertising efforts. It is still part of partnership, the part where we can help educate, motivate, and inform people about the census through advertising. In 1990 there was a public service campaign. If people stayed up through the night, they may have seen some of the ads. For Census 2000, the advertising campaign will include television, radio, print, and out-of-home, including billboards. Because of the diversity of the American Indian community, advertising will reflect that diversity particularly through radio and print. To reach American Indians living in urban areas, the ads will also appear on television and radio through the regular urban outlets. Some examples of the themes: the concept of coming together for a powwow; the importance of generations and being able to use images of Chief Joseph, Sitting Bull, Geronimo, and their descendants; and the Circle of Life logo that is being displayed through advertising messages. This is the only time that the Census Bureau has agreed to use a logo to depict any one particular ethnic group.

**Tim Olson, Partnership Coordinator, Seattle Regional Census Center,** stated that the Oath of Confidentiality is important and should communicate that the census is safe and confidential. The American Indian people should communicate to your people that by being counted they will receive their fair share of funds. One way to communicate these messages is through posters and newspapers. Strategize with your tribal leaders and think who would be the best person in your community to actually go door-to-door collecting census information.

**Elaine Dempsey** discussed the American FactFinder®. She stated it is a new data access and dissemination system that provides useful facts and information about your community, your economy, and your society. This new system allows the user to find and retrieve information from one of the Census Bureau's largest data sets. Tribal leaders were given information about how to browse, search, view, print, cross-tabulate variables to make customized reports, and how to download the data into ASCII text files or other common office application software packages, such as Microsoft Excel. American FactFinder® became available on March 15, 1999, and additional data and functionality is being added on a continuous basis. Individuals can access the American

FactFinder® through the Internet, at [www.census.gov](http://www.census.gov). There is also a brochure available. There also will be publications and CD-ROMs. There is another handout that is called the *Community Profile*. With this you can pull up different cities, reservations, and towns which will give you a community profile of your area. Right now the information is from the 1990 Census, but when Census 2000 data becomes available, the *Community Profile* will be updated with this information.

The American Community Survey data are coming out, and there are certain areas where you can obtain information through the American FactFinder® under the tab entitled, "Population and Housing Facts," or through "Quick Tables."

## Questions and Answers

**Question 1** - How will American Indians and Alaska Natives be counted that are mobile?

**Answer 1** - Each person is counted at their home address or the physical location where they are located on Census Day.

**Question 2** - How can I record that my ancestry includes more than two tribes?


**Answer 2** - The questionnaire will allow you to include all tribes in your heritage. There are 27 spaces available on the long form and 19 spaces on the short form. Data will be tabulated for up to two tribes listed per person.

**Question 3** - If our household has both Indian and White people in it, will we still get credit for having an Indian household?

**Answer 3** - Everyone in the household is counted according to the race they identify. Some federal agencies also track the number of American Indian households. Households which identify Person 1 as American Indian are counted as American Indian households. For nearly all purposes, the total number of residents who are American Indian is the important factor in determining funding for programs.

**Question 4** - Where do unrecognized tribes fit in?

**Answer 4** - Whether a tribe is federally recognized, state-recognized, or unrecognized, there is still an opportunity for members of that tribe to name their tribe on the questionnaire.



Census Bureau Director, Dr. Frewitt, gives presentation on Census 2000.



Census employee Elaine Dempsey moderates conference.

**Question 5** - Questions about both ethnicity and race can be confusing to Indian people can you review one more time?

**Answer 5** - The question about ancestry occurs only in the long form. The question on race appears in both the long and short forms, and American Indians can name their tribe or tribes in response to this question. For the purposes of compiling racial statistics, only the responses to the race question are used.

**Question 6** - Why is it that American Indians are not hired to count their own people?

**Answer 6** - The Census Bureau is working closely with tribal governments through the tribal liaison and TERO offices to ensure that census job opportunities are available for tribal members. We're convinced that the best count on reservations will be achieved if tribal members are doing the counting. To help ensure that we have a good pool of American Indian applicants, we will work with tribal governments to arrange for testing and training on reservations.

**Question 7** - Why are American Indians never hired in management positions?

**Answer 7** - In the Seattle Region, we are fortunate to have a number of American Indians in management and supervisory positions. This includes area managers who are responsible for very large operations covering many thousands of households, and our partnership senior team leader for California, with responsibility for more than 20 partnership and media specialists. We have American Indian managers in our Local Census Offices, as well as a number of crew leaders and assistant crew leaders which are American Indians.

**Question 8** - Many Indian people are afraid they will score low on the tests, and will not take the test. How can this be resolved?

**Answer 8** - We are working with tribal liaisons and other tribal government representatives to be sure that we have applicants, which of course requires that they have taken the test. We have created practice tests that are readily available so that people can practice before taking the real test. And of course, anyone can take the test as many times as they wish. Their highest score will be the one that is recorded. We also hire from applicant pools that are specific to a geographic area to ensure that the people we hire are familiar with the area. In the case of a small reservation, we sometimes have trouble hiring American Indian workers because the number of tribal members who take the test is quite low compared to the number of jobs we have to fill.

Census 2000 American Indian and Alaska Native Program

**Question 9** - In the 1990 Census you promised census jobs for American Indians and they never materialized. Why?

**Answer 9** - We realize that there were cases where tribal governments were not satisfied with our performance in hiring American Indians. We agree that we need to do a better job this time. We believe that by working with TERO, tribal liaisons, and by having testing and training sessions available on reservations, we can meet our mutual objective, which is to hire and train American Indians to help us get the best possible count on reservations and rancherias.

**Question 10** - Is there money available to support tribal Complete Count Committees?

**Answer 10** - We do not have the ability to provide funding. What we can do is provide training and materials for Tribal Complete Count Committee members.

**Question 11** - Is there money to develop local tribal materials?


**Answer 11** - We will be receiving in-kind funds to develop local materials. We will also be able to provide some assistance in adapting some of the national materials to your local needs. In addition, many of the promotional materials produced for American Indians on a national basis should be very useful to your organizations without any adaptation. These will be available through our tribal government specialists.

**Question 12** - Is their money to pay the census liaison?

**Answer 12** - We do not have funds to pay for census liaisons. Some tribes have determined that this position is important enough that they have reassigned someone already employed by the tribe to fill the liaison position, either on a full-time or a part-time basis.

**Question 13** - With respect to confidentiality, what happened to Japanese Americans in World War II? Were they not identified using census information so they could be rounded up and sent to concentration camps?

**Answer 13** - The Census Bureau has always maintained the confidentiality of individual census respondents. In the case you referred to, individual information was not given out. There was information available from census tracts and census blocks that identified not individuals but numbers of residents of Japanese ancestry, and this was used by federal authorities.



Tribal member attendee listens to the recruiting presentation

### San Francisco Census 2000 Tribal Conference Attendees

Name	Tribal Affiliation/Urban Organization	Name	Tribal Affiliation/Urban Organization
Paul Del Rosa, Chairperson	Alturas Rancheria	Marjorie Mejia, Chairperson	Lytton Rancheria
Rose Marie Salque, Chairperson	Benton Paiute Reservation	David Lockart, Census Liaison	Manchester-Pl Arena Rancheria
Joseph Salque, Vice Chair/Administrator		Jose Orapova, Chairperson	
Lorraine Patemaster, Census Liaison	Berry Creek Rancheria	Jose Simon III, Chairperson	Middletown Rancheria
Jim Edwards, Chairperson		Beverly Clark, Census Liaison	Mooretown Rancheria
Virgil Moonhead, Chairperson	Big Lagoon Rancheria	Shirley Prusa, Chairperson	
Valentino Jack, Chairperson	Big Valley Rancheria	Everett Freeman, Chairperson	Paskenta Rancheria
Dennis Smith, Tribal Administrator		Don Rich, Census Liaison	Pineville Rancheria
Alison Aramsmith, Census Liaison	Blue Lake Rancheria	Leona Williams, Chairperson	
Arla Ramsey, Tribal Administrator		Diane Taylor, Census Liaison	Pit River Tribal Council
John McCann, Census Liaison	Bridgeport Indian Colony	Lawrence Cantrell, Chairperson	
Viveca Hess, Chairperson		Lori Smith-Laiwa, Census Liaison	Potter Valley Rancheria
Frank Vega, Census Liaison	Buena Vista Rancheria	Sharlee Smith, Chairperson	
Donna Marie Potts, Spokesperson		Roy Lincoln, Chairperson	Quartz Vally Reservation
Virginia Lash, Chairperson	Cedarville Rancheria	Leon Benner, Chairperson	Redding Rancheria
Jan Costa, Census Liaison	Chicken Ranch Rancheria	Lois Lockart, Tribal Liaison	Redwood Valley Reservation
Lloyd Mathuesen, Chairperson		Elizabeth Hansen, Chairperson	
Jeffery Wilson, Chairperson	Cloverdale Rancheria	Dawn Heekel-McCovey, President	Resighini Rancheria
Cindy Philips, Census Liaison	Chico Rancheria	Curtis Anderson, Chairperson	Robinson Rancheria
Tammy Fullerton, Census Liaison	Colusa Rancheria	Lionel Carroll, Sr., Chairperson	Rohnerville Rancheria
Wayne Micham, Chairperson		Mike Pina, Census Liaison	Round Valley Reservation
Sharon Ibarra, Census Liaison	Coyote Valley Reservation	Norman Whipple, Chair	
Priscilla Hunter, Chairperson		Paula Loreruzo, Chairperson	Rumsey Rancheria
Mary Norton, Chairperson	Cortina Rancheria	Leslie Miller, Chairperson	Scotts Valley Rancheria
Homer Dollar, Census Liaison	Dry Creek Rancheria	Robin Phillips, Chairperson	Sherwood Valley Rancheria
Gregg Cordova, Chairperson		Valerie Stanley, Chairperson	
John Green, Chairperson	Elk Valley Rancheria	James Adams, Jr., Chairperson	Shingle Springs Rancheria
Machelle Strom, Chairperson		Marjorie Trudgen, Census Liaison	Smith River Rancheria
Kathy Frazier, Census Liaison	Enterprise Rancheria	William Richards, Sr., Chairperson	
Harvey Angle, Chairperson		Lynn Silva, Chairperson	Stewarts Points Rancheria
Dennis Pollard, Chairperson	Fort Bidwell Reservation	Kathy Sibley	
Darlene Self, Chairperson		James Brown, Chairperson	Sulphur Bank (El-em Colony)
Bob Thurman, Tribal Coordinator	Greenville Rancheria	Jim MacKay, Census Liaison	Susanville Indian Rancheria
Eliza Swearinger, Chairperson	Grindstone Rancheria	Victor Preston, Chairperson	
Marlene Sanchez, Chairperson	Gouldville Rancheria	Jim MacKay, Tribal Administrator	
Michael La Pointe, Census Liaison	Hoopa Valley Tribal Council	Gail Wyland, Census Liaison	Table Bluff Rancheria
Merv George, Jr., Chairperson		Cheryl Seidner, Chairperson	
Randolph Feliz, Census Liaison	Hopland Reservation	Debra Rindell, Census Liaison	Trinidad Rancheria
Snadra Sigala, Chairperson		Carol Ervan, Chairperson	
Kathy Rarney	Ione Band of Miwok	Kevin Day, Chairperson	Tuolumne Rancheria
Berniece Brooks, Census Liaison	Jackson Rancheria	Jessica Tavares, Chairperson	United Indian Auburn Community
Margaret Dalton, Chairperson		Leora Treppa-Diego, Chairperson	Upper Lake Rancheria
Trista Parry, Census Liaison	Kanok Tribe of California	Bonne Green, Census Liaison	Yurok Tribe
Avis Johnson, Chairperson		Susan Masten, Chairperson	
Genevieve Campbell, Chairperson	Laytonville Rancheria		

### San Francisco Census 2000 Tribal Conference Attendees

Name	Tribal Affiliation/Urban Organization	Name	Tribal Affiliation/Urban Organization
Wesley Dick	Washoe/Paiute of Antelope Valley	Morgan Otis, President	DQ University
Bill Lovett	Antelope Valley Paiute Tribe	Ben Jimenez, ICWA Coordinator	Pit River Tribe
Roy Hall	Shasta Nation	Sandra Willburn	Indian Health Program, DHS
Audrey Brown	Tolowa Nation	Douna Steward, Coordinator	Ya-Ka-Ama Indian Employment
Raymond Patton	Hayfork Band of Nor-El Muk Wintu Indians	Margaret Eisenhise, Social Worker	Indigenous Nations Child & Family
Bill George	Wintu Indians of Central Valley	Evelyn Lamenti, Program Manager	Office of Indian Education
Ed Grant	Wintun Indians	Martin Waukazoo, Executive Director	Urban Indian Health Board, Inc.
Rosemary Cambra	Ohlone/Costanoan Tribe	Alberta Tenorio, Board Chair	Intertribal Friendship House
Jenny McLeod	Saijain Nation	Luke Enemy Hunter	American Indian Charter School
Ann Marie Sayers	Indian Canyon Band of Costanoan/Matsum Indians of California	Sally Gallegos, Executive Director	United Indian Nations, Inc.
Irene Zwierlein	Amah Band of Ohlone/Costanoan Indians	Helen Waukazoo, Director	Friendship House of San Francisco
Loretta Wyer	Ohlone-Costanoan-Essenlen Nation	Flyd Beller, Research Associate	Region XI, No. CA Assistance Center
Gene Malone	Tribe of Indians	Steven Quesenberry, Director	California Indian Legal Services
Harry Wilson	Calaveras Band of Me-Wuk	Carol Wahpepah, Director	American Indian Child Resources Center
Gibb Olivares	Federated Cost Miwok		
Patrick Orozco	Plumas County Indians, Inc.		
Mary Tarango, Spokesperson	Wilton Rancheria		
Larry Myers, Executive Secretary	Native American Heritage Commission		
Paulette Kelly, Director	Sacramento City Schools, Indian Education		
Cindy LaMarr, Director	Capitol Area Indian Resources, Inc.		
Isabel Johnson, Director	San Juan Indian Education		
Andy Andreoli, Project Manager	CA Department of Education		
Lorenda Sanchez, Director	CA Indian Manpower Consortium		
Matt Franklin, Indian Education Director	Eik Grove Unified School District		
Jim Crouch, Director	CA Rural Indian Health Board		
Dave Vallo, Director	American Indian Training Institute		
Eugene Pasqua, Director	Inter-Tribal Council of CA		
Laura Lee George	Humboldt State University		
Terry Tozier, Coordinator	Butte Co. Office of Education		
Michael Smith, Deputy Area Director	Bureau of Indian Affairs		
Motin Malicay, Executive Director	Sonoma Co. Indian Health Project		
Wanda Card	Candelaria American Indian Council		
Ramona Lucero			
Margo Kerrigan, Director	Indian Health Services		
Terry Coltra, Executive Director	N. California Indian Development Council		

## Denver, Colorado

June 29 - 30, 1999

### Summary of Presentations

**Francis White Bird, Partnership Specialist, Denver Regional Census Center, Lakota,** welcomed all attendees to the conference. He introduced the Denver Regional Census staff and the Census Advisory Committee members to the conference attendees.

**Dream Catchers, signing group from St. Francis Indian School, Rosebud Reservation,** sang the "Grand Entry Song," the "Flag Song," and the "Victory Song."

**The Honor Guard from the Southern Ute Veterans Association,** gave the flag presentation.

**Kelsey Begaye, President, Navajo Nation,** gave the invocation in the Navajo language.

**Jonny BearCub Stiffarm, Denver Mayor's American Indian Liaison and Deputy Director of Contract Compliance, Assiniboine Sioux,** first spoke in the native language and then discussed how the Mayor's office has provided a park and arbor for urban Indians to practice religious practices.


**James Majia, Executive Director of Human Rights, representing Denver Mayor Wellington Webb and chair of the Denver City County Tribal Complete Count Committee,** discussed the Talbel Memorial Park and how census data was used to assist with the funding to build. He also discussed the Tribal Complete Count Committee practices and stressed the undercount was 40,000 according to the 1990 Census.


**Joe Rogers, Lt. Governor of Colorado, Chairman of the Colorado Commission on Indian Affairs,** discussed his disappointment that the view of the Nation is not to keep one treaty, and the lack of integrity for the citizens to respect the sovereignty of the native people. Colorado has the fifth strongest economy in the Nation and includes two great tribal communities: the Ute Mountain Ute Tribe and the Southern Ute Tribe. He hopes that Denver sets a pattern for leading the country.

**Ann Roman, Acting Administrator, Northern Plains Office of Native American Programs, Housing and Urban Development,** spoke of the Indian Housing Block Grant Program which came out of Native American and Housing Assistance and Self-Determination Act of 1996. She discussed programs for new construction, modernization of low-income housing, and operating subsidy funds for Indian housing authorities. Census data are the primary source in determining how much funds are allocated to each of the regional offices of Native American programs across the country. She talked about the components of the program and how they use census data to

determine eligibility and distribution of funds.

**Aaron Handler, Senior Statistician, Indian Health Service,** discussed the Indian Health Service and the various programs supported by census data to assist with funding allocations. These data are used to prepare birth and death rates, to evaluate the effectiveness of Indian Health Service programs, to allocate Indian Health Service resources where they are needed, to make decisions on





where to build and renovate Indian Health Service tribally operated hospitals and health centers, construction of water and sewer lines, and to justify requests for funding before members of Congress.

The information by race is needed for health status tracking purposes to see if there is improvement. He stressed identifying the tribes on the census form. "By identifying as an American Indian you will allow some benefits, such as free health care benefits." The message that tribes should take home is that the Census Bureau will not divulge information to other agencies.

**Thomas Dowd, Regional Director, Department of Labor, Employment and Training Administration, Hopi Tribe,** told conference attendees that census data are used for employment training programs under the Job Training Partnership Act. Indian programs funded at the Department of Labor only use census data because they need one source database that is consistent across the entire country for all tribes and grantees. Under the allocation of funds, the formula consists of data collected and tabulated by the Census Bureau and published by the Department of Labor.


**Robert Stern, Statistician, Bureau of Indian Affairs, Aleut,** told conference attendees that census data are used for a biennial report called the "Indian Labor Force

Census 2000 American Indian and Alaska Native Program

Report." It also is used in establishing the way resources are allocated and program planning. This information is mandated in public laws, such as the Indian Employment Training and Related Services Demonstration Act of 1992. They also look at numbers of employed and unemployed using old census information from 1990-1997. They use census information to determine priorities for school construction, classrooms, and population projections. He noted that money leaves the reservations, but not as much comes in, therefore resulting in high poverty and unemployment rates.

**Sue Johnson, Biologist, Forest Service, Arikara and Hidatsa,** stated that the Forest Service does not have a budget line item that goes directly to tribal people for tribal properties. The boundaries are determined based on census data at the county level. The National Environmental Policy Act uses census population numbers for projects. The Forest Service line officer is the consultation officer and acts as a representative for the President of the United States.

**Kathy Dolan, Tribal Assistance Program, Environmental Protection Agency,** discussed the importance of census data and how they are used to allocate grant money. A total of \$68 million is specifically set aside for tribal grants and other grant money. The data are used for environmental justice programs to



page 45



determine the threshold for the Safe Drinking Water Act.

**Ed Lapetis, Department of Health and Human Services**, stated that census data are used to determine the ability to administer directly to tribal programs, such as Head Start, child care, and child welfare services. Census data are a very powerful influence on how money is distributed. In child care, census is one of the many places the tribes can look for data in making their child count.

**John Echohawk, Executive Director, Native American Rights Fund, Pawnee**, spoke about the budget bill up for consideration at the end of September which involves native hunting and fishing rights. He spoke about the Indian water rights settlements which have not been cleared for years.

**Cathy McCully, Assistant Chief of Redistricting Office, U.S. Census Bureau, Washington, DC**, stated that for Census 2000, the Census Bureau is currently in the process of collecting voting districts from states that are participating in the program. There are now 49 states participating.

There are three phases of the Census 2000 Redistricting Program:

- The foundation of the program is to get block data in a manner which will be useful to anybody involved in redistricting.
- Collecting voting district data from each state.
- The final phase involves delivering apportionment counts to the President by December 31, 2000.

By April 1, 2001, counts will be provided to each state for redistricting purposes. This data will be at the block level, and include all race and ethnic categories for the purpose of legislative and local redistricting.

Changes for Census 2000:


- States have the option of receiving redistricting data

for senate and house seats beyond precincts. States will provide senate and house districts if they so choose.

- Racial tabulation categories have changed since 1990. There may be two numbers delivered — adjusted and nonadjusted. We will provide the nonadjusted count as well as the adjusted count that is derived from the Accuracy Coverage Evaluation.
- There is less paper involved. Maps which were provided on paper in the past, can now be accessed electronically and data will be available by Internet and on CD-ROM.

**Mark Hellfritz, Geography Coordinator, Denver Regional Census Center**, discussed the Boundary and Annexation Program. He stated that tribes were asked to look at the federally recognized reservation boundaries and trust land boundaries for accuracy for the following purposes:

- To obtain a correct inventory of all federally recognized reservations and trust lands.
- To collect up-to-date boundary information.
- To collect correct legal names and designations of all reservations and trust lands, including both individual or tribal trust lands.
- To gather all the legal supporting documentation for these boundaries.



11:45 a.m. - 1:00 p.m. *Closing Remarks in Denver, Colorado*

9:59 a.m. - 1:00 p.m. **REGISTRATION**  
 Monday, June 23, 1999  
 Tuesday, June 24, 1999  
 Wednesday, June 25, 1999

*Wednesday, June 30, 1999*

**GENERAL ASSEMBLY**

9:59 a.m. - 10:00 a.m. **Minute National**

**KEYNOTE SPEAKER**  
 A. David Center, Chief Executive Officer  
 Director of Tribal Redistricting

10:00 a.m. - 10:30 a.m. **Overview of Census Operations**  
 Wayne Hatcher, Chief of Statistics  
 Manager, Census Bureau, Denver Region

10:30 a.m. - 10:30 a.m. **BREAK**

10:30 a.m. - 10:30 a.m. **Tribal Partnership Program**  
 Doreen Morrison, Lakota, Tribal Trust Land Team  
 Manager, Census Bureau, Denver Region

10:45 a.m. - 11:30 a.m. **Tribal Liaison Panel**  
 Larry Rodgers, Navajo, Tribal Trust Land Team  
 Alice Bush-Turley, Mountain Dene of Chipewyan  
 Forrest Cullen, Northern Ojibwa  
 Ernest Francis, Navajo  
 Patricia Borgia, Eastern Shoshone

**Questions and Answers**

11:30 a.m. - 11:45 a.m. **Confidentiality Oath for Tribal Liaisons**  
 Susan Lavin, Director, Census Bureau, Denver Region

**Closing Remarks**  
 Susan Lavin

11:45 a.m. - 12:00 **Drum Group**  
 Dream Catchers  
 4000 Colors  
 Dendrochloa Veterans Association  
 Closing Prayer

1999 Tribal Trust Land Review Tuesday, June 29, 1999 9:00 a.m. - 12:00 p.m.  
 1999 Ojibwa June 29, 1999 9:00 a.m. - 11:00 a.m.

Ninety reservations were eligible to participate in the program. Seventy-four accepted and 42 tribal governments returned the information, including 26 tribes that notated discrepancies. These areas will be re-canvassed during the review period.

The purpose of the Statistical Areas Program is to verify exactly what the tribe wants for statistical areas, block groups, or Census Designated Places. The Tribal Subdivision Program was reinstated because of requests from tribal governments and the Census Advisory Committee on the American Indian and Alaska Native

Population. The purpose of the program is to delineate and subdivide reservation trust lands

Tribes can delineate legal subdivisions on your reservation or trust lands for tribal election district areas, administrative areas, or historical or traditional areas that may be recognized by the tribes. Physical features in the delineation process, such as roads or rivers, are not required. We are not going to recognize state and county boundaries so your designations can cross state boundaries.

**Claudette Bennett, Chief, Racial Statistics Branch, Population Division, U.S. Census Bureau, Washington, DC,** discussed new methods for Census 2000 that include the following:

- The race and Hispanic origin questions are based on self-identification.
- Respondents can now report more than one race.
- The American Indian and Alaska Native category has been combined.
- Use of segmented boxes.
- The Hispanic origin question immediately precedes the race question (this came about as a result of the revisions to the standards for collecting and tabulating data on race and ethnicity by the Office of Management and Budget).
- We will be capturing multiple tribes.



*Conference attendees listening to Kelsey Begaye, President of the Navajo Nation*

The classification list was first given in February 1999, to the highest-elected tribal official to review and ensure every tribe was represented. The list was developed in consultation with the Smithsonian Institute, the Bureau of Indian Affairs, and previous census information.

Two tabulation approaches will be considered for race data. The single race tabulation approach includes White alone, Black alone, etc. You will have a tally of the number of respondents which will add to 100 percent. The all inclusive approach is used when the respondent marks more than one race. The tally will include the number of responses and will probably be greater than 100 percent.

Tabulation of this data will be released in three Census Bureau products:

- **Public Law 94-171 Redistricting File** will have 20 racial categories, cross tabulated by Hispanic and non-Hispanic. It will include persons 18 years of age and older. It will be possible to get a count of the number of persons who reported American Indian alone and also a count of the number of persons who reported American Indian alone or with another race group. It will provide counts using the two race approaches down to the block level.
- **The 100 Percent Summary File** - American Indian and Alaska Native data products will show data at the census tract level for the 36 largest tribes. This file will show some of the combinations for persons who reported two or more races.
- **Quick Tables** - A new concept for Census 2000 that includes 67 predefined tables that allows users to get information down to the block level for six all inclusive race combinations and for seven racial tabulation categories.

**Ted Jojola, a Member of the Census Advisory Committee on the American Indian and Alaska Native Populations, Professor, School of Architecture and Planning, University of New Mexico, Iselta Pueblo,** discussed the multiple race category in regard to public policy implications. Multiple race is a dynamic of American society and getting the information is critical and involves an incredible amount of complexity. He added that the multiple race response will divide the American Indian populations smaller and smaller. Therefore, the information generated by this will have less and less data that can actually be generated and shared. He suggested that the issue may have to be resolved by an intergovernmental task force, probably spearheaded by both the Bureau of Indian Affairs and the Department of Interior.

**Jerry O'Donnell, Information Services Specialist, Denver Regional Census Center,** discussed the Public Law 94-171 File, which will come out between January and April 1, 2001. This will be the first counts that the tribes will have for their tribal lands and subreservation areas and will give early results of population counts. The census Web site and American FactFinder\* can be viewed for estimates of race categories.

He covered why census data are useful: mostly free, getting easier to use, quicker to obtain via the Internet, reliable for the most part, can be used for grant writing, and can identify and research problems you might have with your lands.

He gave important steps that attendees can take: naming a tribal liaison, reviewing maps of housing units, recruiting tribal members to respond to the census, promote and publicize the census in your language, provide the Census Bureau advice, and give the Census Bureau local knowledge. Most importantly take ownership of this census.

**Nancy Torrieri, Program Analyst, American Community Survey, U.S. Census Bureau, Washington, DC,** stated after Census 2000, the Census Bureau hopes to change the way it collects housing and socio-economic data by conducting the American Community Survey. It is a large continuous demographic survey that provides vital data every year with questions similar to those of the long form questionnaire. The survey is conducted monthly through mail, phone, and personal interviews for those who do not respond.



The honor guard giving flag presentation.

The American Community Survey will provide and produce population and housing characteristics, such as age and gender, race, family composition, income, education, employment, and housing. It produces data for small areas like census tracts and population groups, like American Indians living in urban areas using current residence rule. It helps identify needs for education, public safety, job training, health care and other community services, community needs to measure the effectiveness of policies and programs, and ensures that scarce resources are being used appropriately.

**Jennifer Marks, Assistant Division Chief, Census 2000 Publicity Office, U.S. Census Bureau, Washington, DC,** stated that the marketing program is critical because in 1990 there was a 10 percentage point drop off in the mail response rate. This is the first time for the Census Bureau to have a paid advertisement campaign. In the past, it was Public Service Announcements around 3 a.m. The American Indian-owned firm, g&g advertising, will be conducting American Indian and Alaska Native advertising for Census 2000.

Advertising is important to increase awareness, mail response rates, and encourage people to cooperate with

enumerators by using TV, radio, print in newspapers and magazines, billboards, and posters. The ads reflect the strength, pride, diversity, Circle of Life logo, the importance of children and elders, and humor of the American Indians. The ads will be on daytime, prime time, late news, and late night. Mobile billboards are extremely effective on reservations and in cities because they are moveable and can be placed at special events.

Advertising will be launched in November 1999 through January 2000. The first series will be an educational tone, then the motivational component, and finally the focus will be on enumerators coming door-to-door. It was very hard to find media which specifically targeted urban Indians. Therefore, ads will alternate in the general market in areas where there is a large urban Indian population.

Print ads entitled "Leaders" include Geronimo, Sitting Bull, and Chief Joseph, using the headline, "I have spoken, I will continue to be heard, the census is my voice."

We will create and distribute confidentiality posters, motivation posters, and reproductions of the ad campaign posters. The Advisory Committee selected the American Indian and Alaskan Native posters from a selection of fine art - *Buffalo Dance Relief* and *Raven the Creator*.



Census Manager Arbin Mitchell, Regional Director Susan Lavin and Undersecretary of Economic Affairs Robert Shapiro.

Photos produced by g&g advertising are available to the regions on 33 photo CDs. The slogan can be customized to fit your tribe. An example would be, "How the Navajo Nation knows what the Navajo Nation needs."

**Census in Schools:** For Census 2000, the information will be sent directly to teachers. The core curriculum materials will meet national standards in math, science, and geography. The kits are by grade level, and include a letter and an explanation of the program, as well as a mailback card for more information. A program incentive includes a free and large colorful wall map. In the corner of the wall map is a small picture of a map that shows federal and state-recognized reservations. The Census Bureau will also produce a poster-size map of tribal lands which was recommended by the American Indian and Alaska Native Census Advisory Committee and made available to all

Indian Schools. The kits also will include take home materials for students to share with their family, friends, and neighbors. Teaching kits are available on the Internet, and from partnership specialists located in your Regional Census Center.

**Kelsey Begaye** discussed the signing of a Memorandum of Understanding with the Census Bureau which solidified the intent of what the census offers and the Navajo Nation will do to conduct the most accurate count among the Navajo people in decades. Ten years ago the Navajo Nation and other tribal governments suffered a serious undercount which lasted for 10 years and \$110 million was lost. Begaye suggested and stressed the need for a permanent tribal program at headquarters which would facilitate a constant consultation with American Indian and Alaska Natives. He also recommended that tribal governments establish a census data center in their government. The Navajo Nation realizes that census is important, should not be ignored or put aside, and suggests strongly that other tribal nations make a sincere commitment.

**Susan Lavin, Regional Director, Denver Regional Census Center,** discussed the Denver Region which includes North and South Dakota, Nebraska, Montana, Wyoming, Colorado, New Mexico, Arizona, Utah, and Nevada. Within the region is located the ten largest American Indian reservations. Ms. Lavin stressed the commitment of the Denver Regional Census Center and the eight tribal partnership specialists who work directly with the 92 tribes.

Some reasons the tribes have concerns:

- Historical fear and mistrust of the federal government.
- Language difficulties because many of the elders of tribal nations still speak the native language.
- Having non-Indians do census work on tribal lands.
- Lack of understanding that the census can indeed help the tribe. It is not just a federal initiative.
- Multiple housing and multiple families living in single housing on Indian land.
- Poor maps and roads.

Lavin stressed the need to hire tribal members to conduct door-to-door enumeration.

**A. David Lester, Executive Director, Council of Energy of Resource Tribes, Serves on the Board of Directors for Americans for Indian Opportunity, the Institute of American Indian Art in Santa Fe, a Member of the National Coal Council, and Chairman of the National Center for American Indian Enterprise Development, Creek,** began by reviewing the theme of his speech, "The Return of the Native." He stated that the census is important, not only the numerical count but some of the qualitative information is important for future policy and program planning. He believes there is a need to make sure that Congress and those who are involved in domestic policy are aware of the demographic changes under way in Indian Country. The American Indian and Alaska Native population is really growing, possibly doubling

every 25 years. That will have an impact on economic, political, social, and cultural expansion. Therefore, American Indians and Alaska Natives are not just documenting for federal and economic purposes, but also fulfilling the prophecies of elders.

**Wayne Hatcher, Jr., Assistant Regional Census Manager, Denver Regional Census Center,** gave the history of the census. The census was mandated to be taken within three years of the writing of the Constitution. The first reason for the census was to equitably apportion and reapportion the House of Representatives every 10 years. The second reason had to

do with taxation without representation and the federal government taxing the states and receiving revenues back. As a result, the census has been taken every 10 years since 1790 and used to reapportion the legislature and distribute state and federal funds. Thomas Jefferson oversaw the first census and delivered the results to President George Washington. Even then, there was debate about an undercount. In 1860 American Indians were counted for the first time as a separate population group. From 1890 to 1950, American Indians were identified by enumerators through observation (no self-identification). Starting in 1960 self-identification became a standard practice for identification of race and ethnicity. In 1990, the Census Bureau made a concerted effort to involve American Indians in the planning process. During the 1990 Census, 553,512 American Indians were counted in the Denver Region, of which 335,227 lived on tribal lands.



*Dream Catchers, singing group from St. Francis Indian School performs grand entry song.*

Four different enumeration methods are used to count people:

The Update/Enumerate method is used to count people on most reservations and Pueblos. Ninety percent of the reservations are done this way due to discussions with tribal leaders. Tribal persons are hired to knock on the door, interview the tribal member, and promote trust and respect. This operation will take place from March to May of 2000.

The List/Enumerate method is used to count persons on very remote reservations where an enumerator takes a blank map, drives to remote areas, map spots the location, then pulls out a questionnaire and conducts the interview.

In the Mailout/Mailback method, a questionnaire will be mailed to urban areas that account for approximately 80 percent of the households in the United States. Questionnaires are mailed between March 13-15, 2000.

Nonresponse Follow-up is where we go back to households, mostly in the urban areas that did not return their forms.

**Belva Morrison, Tribal Partnership Team Leader, Denver Regional Census Center, Chihalu Lakota from Rosebud,** stated that the Denver Region instituted its Regional Tribal Partnership Program to accomplish several purposes:

- Encourage communication with tribal members and leaders on ways to promote Census 2000, understanding that there are different communities.
- Provide information on all tribal geographic programs.
- Act as interpreters of Census Bureau policy to the Indian people and provide information.
- Have one individual dedicated to working with American Indians living in urban areas and setting up Tribal Complete Count Committees.
- Recruit American Indians to fill management positions at Local Census Offices and at the regional level, as well as hiring tribal members to become partnership specialists.
- Seek to find ways to be more compatible and responsive to tribes, knowing that tribes are sovereign nations, legal corporate entities, and they are also cultures which the census can effect.

**Larry Rodgers, a Member of the Census Advisory Committee on the American Indian and Alaska Native Populations, Utah Navajo Trust Fund, Navajo Nation,** stated that in 1990 he served as a tribal liaison for the Navajo Nation. There were essentially two keys from his experience to bring forth to Census 2000. One, high involvement of the tribal liaisons and elected council members. These individuals should speak at every event possible. Two, the Tribal Government Liaison Program. This is the backbone of the government-to-government relationship. Tribal liaisons are the key to the overall operations of the census, and act on behalf of the tribal governments in dealing with the census program implementation.

During the 1990 Census, the Navajo Nation developed their own campaign efforts: brochures, buttons, bumper stickers, bookmarks, and banners for fairs, basketball games, and an essay contest. Tribes can be creative in promotional efforts for Census 2000 as well.



*Deputy Regional Director Wayne Hatcher and Dale Oldhorn, Crow Tribe, Master of Ceremonies.*

There was discussion about the concern to have greater access to census data. American Indians need to be active in seeking out this information. The tribes and American Indian organizations need to be active in seeking out the data and not wait for the Census Bureau to give it to the tribes. Beginning in 2001, various statistical tables will be released on a flow basis. Be active on behalf of your tribe and access this information.

**Anita Blue, Division of Tribal Planning and Economic Development, Bellcourt, North Dakota, Turtle Mountain Band of Chipawa,** discussed the program and efforts associated with Census 2000: these efforts included a signed resolution called the Tribal Census and Data Collection Center, created a Complete Count Committee, created promotional efforts like drawings for \$100 worth of groceries, worked with the hospital to create a program that encourages parents to fill out an enrollment form for newborns so that they can capture more people, and encourage tribal members to get census jobs.

**Forrest Cuch, Executive Director, Utah Division of Indian Affairs, Northern Ute Tribe,** discussed the Tribal Complete Count Committee which is made up primarily of strong urban programs in the Salt Lake City area. They work with eight tribal governments encouraging tribal liaison officers or coordinators to promote the census and make census a priority for a good count that will result in stronger economic development for tribes.

**Emmet Francis, Assistant to the Mayor for Indian Affairs in Albuquerque, Navajo**, stated that Albuquerque has approximately 25,000 urban Indians. There are 160 different tribes that are represented in the city, of which 40 percent are Navajo. There is also a huge population of homeless Indians that live within the city. The city of Albuquerque has a five member, all Native American Committee that advises the Mayor and City Council on urban Indian issues. The city also has an Indian Center that serves as a network for Albuquerque Indian organizations that meets once a month.

The Albuquerque Intertribal Complete Census Count Committee has about 20 members. The Tribal Complete Count Committee has invited the Denver Region's staff to make presentations (particularly the Census in Schools Program) to encourage APS, the University of New Mexico and SIPI to implement Census 2000 as part of their curriculum. They have adopted a slogan which says "don't be invisible" and "be counted." They have created a song that is played on the radio stations in the city, developed memorandums of agreements between the different organizations, held a press conference with all the news media telling about the committee and their work in Albuquerque.

**Patricia Bergie, Northern Arapaho Tribe of Wind River, Eastern Shoshone**

discussed that a major problem during the 1990 Census was that people did not want to be counted. For example, four families lived in a house and they didn't want to be evicted if the information got out. For Census 2000, in an effort to get volunteers for a Complete Count Committee in a 67 percent unemployment area, there were no responses. Therefore, a different route was needed. A team of 14 tribal employees with "other duties" in their job description was developed. They completed the Local Update of Census Addresses Program and the state of Wyoming then developed a 2000 Census Task Force, of which the Governor of Wyoming made 33 appointments.

**Sylvia Cise, Tribal Enrollment Technical Officer for the Pueblo of Zia**, stated that the tribe holds monthly meetings with tribal liaisons in the Pueblos to serve as support, share information, interpret census activities, and solve problems. Cise suggested the the Census Bureau develop a Memorandum of Agreement with each tribe. Each tribe can then amend the resolution and have it signed by the Governor of each Pueblo.

Improvement in the Tribal Liaison Program was

*Census 2000 American Indian and Alaska Native Program*

suggested, including a provision that allows tribes to choose their own method of enumeration.

**Dream Catchers, Drum Group, Southern Ute Veterans Association**, performed the closing song and retired the colors. A closing prayer was also given in the native language.

## Questions and Answers

**Question 1** - Is it true that boundaries of congressional districts will be revised using block level data by the Governors of each state and not by the Census Bureau?

Second, is it true that block level data for redistricting will be given to the Governor for apportionment and will not contain data by race? Or will it contain data by race according to the PL-171? What if the legislature wants one thing and the Governor wants another thing?

**Answer 1** - It is true that the Census Bureau does not redefine congressional districts. The Census Bureau's role is to collect and tabulate the data, and then to provide it to the President by December 31, 2000. It is then up to each state to redistrict their apportioned amount of representatives. One state delegates redistricting to the Governor's office. Thirteen states delegate this task to a commission appointed by their legislature. Most states require their legislatures to come up with a redistricting plan and then submit this plan to the Governor for approval. The Census Bureau will provide the redistricting data by race at the block level.

**Question 2** - The Census 2000 Dress Rehearsal race code list has Algonquian listed. As far as we know, there is no tribe name Algonquian. How will this be handled?

**Answer 2** - This list was compiled based on responses received in past censuses. If this is not a tribe, the census will not include this as a tribe through an edit procedure.

**Question 3** - If a person was half and half and called themselves Navajo Hopi, would you take the first tribe listed or would you be able to credit both tribes? And when you mention that the people who would be using the 100 percent count would be 18 and over, were you inferring that these would be the head of the household?

**Answer 3** - For 2000 Census, we will count both tribes. However, for American Indians and Alaskan Natives who are in interracial unions, it is very important for you to decide within your household who is going to be listed as



*The Honor Guard from the Southern Ute Veterans Association.*

"Person 1" on the census form. In order for the household to be counted in the census as an American Indian household, the American Indian should be the person who fills out Person 1 on the census form.

**Question 4** - The information that you provide to states on your projections and your economic census, is there something in the process of developing for Indian reservations? Your economic censuses, your five-year economic censuses and two-year projections?

**Answer 4** - Let's start with the economic censuses since that data are soon to be released. As part of that census, we have a Survey of Minority-Owned Businesses Report that will be released based on the 1997 Economic Census. For the first time, there will be a report for American Indian-owned businesses. The American Indian data had been included with other minority-owned businesses previous to 1997. In terms of estimates and projections, let me make a distinction. We do estimates every year for states and counties which are for total estimates, not by race or American Indian reservation. Every two years we provide city estimates. We are providing counts of American Indians at least by state and county. Our Population Division has been working with some tribal governments to develop a model for estimates/projections.

**Question 5** - Could you clarify enrollment versus self-identification concerning the questionnaire?

**Answer 5** - You indicate race and then you indicate principal enrolled tribe. It is based on self-identification. It is not based on enrollment.

**Question 6** - Do you determine if people really are American Indians?

**Answer 6** - No, we do not determine if a person is American Indian. It is self-identification. People will identify what they believe their race or races, including more than one race, and will also identify their principal tribe or tribes.

**Question 7** - Many of our people that are homeless are never counted because they're moving back and forth to the reservations. Do you have plans to count the homeless?

**Answer 7** - Yes, through the special places and other specific methods mentioned earlier.

**Question 8** - Are the people from the Census Bureau appearing on television shows like Larry King, Jay Leno, Ted Koppel Nightline, USA Today, Barbara Walters, 20/20, and 60 Minutes to get the message out nationally? Also, you didn't mention anything about outreach to students in college. Are you going to American Indian colleges for enumeration?

Page 52

**Answer 8** - College students who live at college are enumerated at the college. Nationally, there's a partnership with minority colleges and universities, and each of the regions is working with individual colleges to promote the census on their campuses. The Census Bureau is developing messages that may appear on some of the television shows you listed.

**Question 9** - Can I get a summary sheet for tribal leaders and tribal liaisons? Because one of the presenters earlier talked about reproducing the census forms, especially question number four. I am not sure what that question is, but those kind of things should be highlighted so that tribal leaders and liaisons whenever we are talking about this are able to focus in on certain highlights that are very important for this year's census.

**Answer 9** - We will supply you with a informational census form for your usage when you are meeting with your members.

**Question 10** - Is the long form sent out on a sample basis?

**Answer 10** - Yes, one out of every six households will receive a long form, except on American Indian reservations, one out of every two households will receive the form.

**Question 11** - Why do you have the Mailout/Mailback program?

**Answer #11** - It is more efficient on many areas to collect the information through the mail, and reduces costs significantly. We use other methods in other areas for efficiency and accuracy purposes.

**Question 12** - What is the best way to reach the people and promote the census?

**Answer 12** - One of the best ways, if you're going to do this, is to name a liaison on the reservation to work with the Census Bureau. Your reservation should also develop a Tribal Complete Count Committee to develop outreach efforts on your reservation to promote the census.

**Question 13** - Can we suggest using locally recognized people for the advertisement campaign, for local individual efforts?

**Answer 13** - Work with the Denver Tribal Partnership Team to develop local efforts using American Indian faces, voices, symbols, and music in the advertising.

**Question 14** - Can the Census Bureau grant money directly to the tribes to conduct the advertising?

**Answer 14** - No, the Census Bureau does not have grant making authority. We do not have the legislative authority.

Census 2000 American Indian and Alaska Native Program

*Question 15* - On the race code list, you have 4 codes for Navajo. How will you handle this?

*Answer 15* - In the past we have gotten these kind of entries. Even though we have 4 codes, we add all 4 to give us a total count of Navajo.

*Question 16* - On the Boundary Annexation Program, there are statistical areas and the tribal subdivision. Are the Navajo Chapters going to be recognized?

*Answer 16* - Yes, you can delineate those chapter boundaries.

*Question 17* - If you allow people to identify more than one race, how do you prevent the data from being skewed?

*Answer 17* - In compliance with the Office of Management and Budget's directive that allows for us to report more than one race, we will first do a single race tabulation category. That is for all persons who report only one race. But for the person who marks more than one race, we will count them in the category reporting two or more races. If a person marks White, American Indian, and Asian; that person will be counted in the White only or in combination, American Indian only or in combination, and Asian only or in combination. This tabulation will be greater than 100 percent. The Office of Management and Budget is leaving it up to federal agencies to decide how the data will be used.

*Question 18* - What about enrollment numbers? I know that's been brought up before. How do we recognize a tribe's enrollment numbers? Why hasn't that been included?

*Answer 18* - The Census Bureau is mandated by Congress to conduct a census every 10 years, which means that we must go to every housing unit in the United States and get a count. We do not ask a household if they are enrolled. We do ask for the principal tribe information. Enrollment data from the tribes are considered administrative record data. A person can be enrolled on a reservation but does not live there. We are mandated to count people where they live. Therefore, we presently do not use enrollment numbers to count.

*Question 19* - When a person is categorized in two or more races, how does that get interpreted in terms of the White and the American Indian? How do you lose that number?

*Answer 19* - You do not lose a number. You're counting that person twice, both as White and as American Indian.

*Question 20* - Many tribes count by blood quantum. Does the Census Bureau have this in the form for agencies to use?

*Answer 20* - The census does not get into the blood quantum of American Indians. The question is based on self-identification.

*Question 21* - Is the multiple category problem happening with the Black race?

*Answer 21* - All persons of any race are able to mark one or more race categories on the census questionnaire.

*Question 22* - If I am not Spanish, do I have to mark questions 5 and 6? I understand there has been controversy over how the states will use this against American Indians.

*Answer 22* - You must answer both the Hispanic origin question and the race question. Don't leave the Hispanic origin question blank. If you're not Spanish and not Cuban, Puerto Rican, Mexican, Central or South American Indian, just mark the "no" box and then go to the race question and mark the race group to which you belong.

*Question 23* - Can the tribe go ahead and say when it comes to enroll our affiliated tribe to automatically write Real Colony? Many of our members are doing enrollments, and they're enrolled with other tribes. For us to get tribal federal money, can they go back to the tribal council and say they have a right and the Census Bureau said we have a right?

*Answer 23* - The Census Bureau asks to write the name of your principal or enrolled tribe. We understand that there are persons who hold membership in more than one tribe. So you can write in as many tribes as you like in terms of the ones that you're enrolled in. We will count two of them.

*Question 24* - Why do they ask for name and telephone number?

*Answer 24* - It's not in any way to maintain any personal records. If a question is not answered, the Census Bureau can call and request the additional information needed. This will save money versus going back to the household.

*Question 25* - Where do we get the personal records service?

*Answer 25* - We can get you that information. If you would stop by the Census Bureau table, we will assist you with that information.

*Question 26* - Can anyone get the individual information from the census form? What are the requirements for a search?

*Answer 26* - We do not release census information for public use until 72 years after the census. Permission to search your census records is granted if an executor of an



estate has a death certificate of someone who is deceased. If you request information for your age, we require identification to provide you with this information. The Census Bureau also needs to know where the person did reside in a year ending in zero. That is required in terms of the documentation to apply for a census search.

*Question 27* - Regarding the American Community Survey, could you equate the data with reservations or are reservations considered as communities?

*Answer 27* - Reservations are considered as reservations.

*Question 28* - Concerning American Community Survey, is this regardless of size and so forth?

*Answer 28* - The Census Bureau will include a sample of all areas in the survey. However, we can not release data for small areas annually. There will be moving averages for the small area data that will be available every 5 years.

*Question 29* - Will you still have data available at the group level?

*Answer 29* - Yes, everything available on the decennial long form will be reported. The data are averaged over time which gives a better indication of underlying trends in a community unlike a single point in time available for smaller areas from the decennial. For larger areas, data will be available annually.

*Question 30* - In terms of the undercount of Native American populations in 1990, how does that effect the individual tribes? Is it an issue with getting monies from government?

*Answer 30* - The undercount does effect the individual tribes in that, approximately \$200 billion are distributed annually based on census data. When tribal governments do not receive money because of the undercount, tribal governments have to make up the difference or tribal programs are cut. Part of the issue is that when you miss over 12 percent of American Indians on reservations you don't have a true or accurate demographic portrait of American Indians. The census provides the basic information for funding and implementing every social service program in the country. All federal, state, local, and tribal programs rely on census data. This President and this Census Bureau is absolutely committed to eliminating the undercount.

*Question 31* - How crucial is it that we all participate?

*Answer 31* - It's absolutely crucial and we are going to make extraordinary efforts to make sure everyone understands how important it is. As stated before, a distribution of federal dollars for programs are based on the census count. We have to live with the count we get in 2000 for 10 years. The purpose of the \$100 million paid

advertising campaign is to reach out and inform people about the census and urge them to respond. People are going to understand the importance through special messages targeted toward particular communities. We also will have established approximately 100,000 partnerships with local, state and tribal governments, businesses, and civic organizations across the country to carry that message so people do understand the importance.

*Question 32* - How is the Census Bureau going to convince us that we all benefit?

*Answer 32* - We will show benefit by explaining the ways in which services receive federal funding to assist the children, elders, and communities. We will show the amount of losses areas had because of the undercount in 1990. We will describe these losses in real terms.

*Question 33* - You mentioned the Indian Nation, in particular the Navajo Nation, suffered a loss of millions of dollars based on the undercount. Do you have any idea of the ballpark for that?

*Answer 33* - Yes. It was about \$110 million over a 10 year period.

### Denver Census 2000 Tribal Conference Attendees

Name	Tribal Affiliation/Organization	Name	Tribal Affiliation/Organization
Carole Lopez, Tribal Liaison	Ak Chin Indian Community of Maricopa Indian Reservation	Myron Little Bird, Councilman Judith Spang, Tribal Services Director	Northern Cheyenne Tribe of the Northern Cheyenne Indian Reservation
Karen J. Chingman, Tribal Liaison Nora Pauline Oldman, Chairperson Economic Development Commission	Arapahoe Tribe of the Wind River Reservation	Bruce Parry, Executive Director Patty T. Madsen, Tribal Representative	Northwestern Band of Shoshoni Nation of Utah
Susan Parker, Tribal Liaison	Assiniboine & Sioux Tribes of the Fort Peck Indian Reservation	Bernadine Bibeled, Tribal Liaison Kenneth Hill, District Office Manager	Ogala Sioux Tribe of Pine Ridge Reservation
Gene Grant, Tribal Liaison George Heavy Runner, Tribal Secretary	Blackfeet Tribe of the Blackfeet Indian Reservation of Montana	Dawn Robinson, Tribal Liaison Elmer L. Blackbird, Chairman	Omaha Tribe of Nebraska
Morris St. Pierre, Tribal Liaison Russell Standing Rock, Council Member	Chippewa-Cree Indians of the Rocky Boy's Reservation	Cornara Bow, Tribal Liaison Donna Cossette, Tribal Liaison	Paute Indian Tribe of Utah
Paul Soto, Tribal Liaison	Cocopah Tribe of Arizona	Susan Willie, Secretary-Treasurer	Paute-Shoshone Tribe of the Fallon Reservation & Colony
Robert Jackson, Tribal Liaison	Colorado River Indian Tribes of the Colorado River Indian Reservation	Ms. Teri Koopman, Tribal Liaison	Pascua Yaqui Tribe of Arizona
Velda Shelby, Tribal Liaison Jami Hamel, Tribal Councilwoman	Confederated Salish & Kootenai Tribes of the Flathead Reservation	Phil Wendrillo, Dir. of Cultural Affairs Matilda R. Shendo, Tribal Liaison	Ponca Tribe of Nebraska Pueblo of Jemez
Phoebe (Florida) Bender, Tribal Rep.	Confederated Tribes of the Goshute Reservation	Lawrence Lucero, Lt. Governor Libi T. Jofola, Executive Assistant Allen Zuni, Tribal Council Member	Pueblo of Isleta
Stanley Pretty Paint, Tribal Liaison Arlo Dawes, Executive Assistant	Crow Tribe of Montana	Josephine F. Lucero, Tribal Liaison	Pueblo of Laguna
Joseph Shields, Enrollment Officer Romette Walton, Finance Assistant	Crow Creek Sioux Tribe of the Crow Creek Reservation	Tony B. Vigil, Tribal Liaison Verlene G. Sanchez, Tribal Rep. Gerald Romero, Tribal Representative	Pueblo of Nambé Pueblo of Picuris
Delaine Meas, Tribal Liaison	Duckwater Shoshone Tribe of the Duckwater Reservation	Sandra Sue R. Richardson, Tribal Liaison Winona Snake, Tribal Representative	Pueblo of Pojuaque
Sally Marques, Tribal Liaison Christine Stones, Chairperson Delores Marquez, Tribal Representative	Ely Shoshone Tribe of Nevada	Josie Archuleta, Tribal Liaison Valerie Archuleta, Tribal Representative	Pueblo of Sandia
Debbie Stanbury, Tribal Liaison	Flandreau Santee Sioux tribe	Frank M. Paisano, Councilman Ms. L. Stephanie Poston, Director	Pueblo of San Juan
Allen Arthur Stiffarm, Tribal Planner Wes Cochran, Tribal Appraiser	Fort Belknap Indian Community of Fort Belknap Reservation	Virgil A. Cata, Lt. Governor	Pueblo of San Ildefonso
Helen Snapp, Tribal Chairperson Althea Sam, Administrative	Fort McDowell Paiute & Shoshone Tribes of the Fort McDowell Reservation	Irene Yae'Pe, Tribal Representative	Pueblo of Santa Ana
Rory Majenty, Tribal Liaison	Fort McDowell Mohave-Apache Community of the Fort McDowell Indian Reservation	Ben Robbins, Tribal Liaison	Pueblo of Santa Clara
Martin Bailey, Tribal Liaison	Fort Mohave Indian Tribe of Arizona, California & Nevada	Mildred Chavarria, Tribal Liaison Arnie Padilla, Tribal Representative	Pueblo of Santo Domingo
Tina M. Neuh-Emas, Tribal Liaison Mary V. Thomas, Governor	Gila River Indian Community of the Gila River Indian Reservation	Brian L. Conz, Acting Tribal Liaison	Pueblo of Taos
Mary Polacca, Tribal Representative Fred Shupko, Tribal Representative Monica Novamita, Tribal Representative	Hopi Tribe of Arizona	Ethyl Trujillo, Tribal Liaison Augustina L. Levato, Tribal Representative	Pueblo of Tesuque
Sandra Yellowhawk, Tribal Liaison Edgar B. Wilama, Vice Chairman	Hualapai Indian Tribe of the Hualapai Indian Reservation	Madeline Padilla, Tribal Liaison Milton Herrera, Governor	Pueblo of Zia
Ronald Julian, Acting Tribal Vice President Shona Quintana, Public Relations Sec.	Juanilla Apache Tribe of the Jicarilla Apache Indian Reservation	Sylvia Saiz, Tribal Liaison Amadeo Shije, Governor	Pyramid Lake Paiute Tribe of the Pyramid Lake Reservation
Selena Benson, Tribal Council Secretary Tara G. Spate, Finance Technician	Kaibab Band of Paiute Indians of the Kaibab Indian Reservation	Della John, Tribal Liaison	Reno Sparks Indian Colony
Ruth Fitz Patrick, Tribal Representative	Las Vegas Tribe of Paiute Indians of the Las Vegas Indian Colony	Rebekah Hunkup, Tribal Representative	Rosebud Sioux Tribe of the Rosebud Indian Reservation
Leland Bliss, Tribal Liaison Allen Ambler, Chairman	Lovelock Paiute Tribe of the Lovelock Indian Colony	Amos Price, Tribal Representative Lewis Good, Vice Eagle	Salt River Pima-Maricopa Indian Community of the Salt River Reservation
Corrine Lindsey	Mescalero Apache Tribe of the Mescalero Reservation	Florence Gates, Tribal Rep. Ms. Barrie Ann Thomas, Census Enrollment Administrator	San Carlos Apache Tribe of the San Carlos Reservation
Althea Tom, Administrative Assistant Dawn Anderson, Tribal Representative	Mosope Band of Paiute Indians of the Moapa Indian Reservation	Velasquez Smezy Sr., Vice Chairman Terry Ross, Tribal Representative	Santee Sioux Tribe of the Santee Reservation of Nebraska
Kelsey A. Begaye, President Herbert Long, Exec. Assn. Vice President Ed Ciccarello and Oscar House, Census 2000 Committee Members Kee Long, Director Channel 5 Mellar Willey, Public Information Officer.	Navajo Nation of Arizona, New Mexico & Utah	Diane LaPoint, Tribal Liaison Rose Redwing, Tribal Representative	Shoshone-Paiute tribes of the Duck Valley
		Pat Bergie, Tribal Liaison Wesley Martel, Tribal Councilman	Shoshone Tribe of Wind River Reservation

### Denver Census 2000 Tribal Conference Attendees

<u>Name</u>	<u>Tribal Affiliation/Urban Organization</u>	<u>Name</u>	<u>Tribal Affiliation/Urban Organization</u>
Laura Holt-Effler, Tribal Liaison Geordolyn Thomas, Tribal Rep.	Shoshone-Paiute Tribes of Duck Valley Reservation	Karl D. Stimecka	American Indian Chamber of Commerce-Las Vegas
Elwood J. Greybuffalo, Tribal Liaison Garry Rousseau, Tribal Councilman Adrienne Kee, Tribal Council	Sisseton-Wabpeton Sioux Tribe of the Lake Traverse Reservation	Marion Rule Joanette Wahwahauk Ben Sherman	American Indian Program Council, Denver American Media
Rev. A. Allen, Tribal Secretary Hewerte H. Slack, Assistant Project Dir.	Skull Valley Band of Goshute Indians	Ether Corbett, Coordinator	Inter Tribal Council of Arizona, Inc.
Edna Frost, Tribal Liaison "Southern Ute Veni" Tim Watts Randy Baker Rodnick Grove DeWitt Baker Howard Richards	Southern Ute Indian Tribe of the Southern Ute Reservation	Richard Arnold Randy Ross, Executive Director Walter Johns Toby Whisaker Rodney Palimo	Las Vegas Indian Center Lincoln Indian Center Little Shell Tribe Metropolitan Tucson Commission on Urban Native American Affairs
Laura Fournier, Tribal Liaison Cheryl Penny, Tribal Liaison	Spirit Lake Tribe Standing Rock Sioux Tribe	Wyman McDonald, Program Coordinator	Montana Governor's Office of Indian Affairs
Elwood Mose, Chairman	Te-Moak Tribes of Western Shoshone Indians of Nevada	Dale Oldhorn Alyce Powner	Montana/Wyoming Tribal Leaders Council
Janet Galster, Administrative Assistant Maran Spotted Bear, Dir. of Econ. Dev.	Three Affiliated Tribes of the Fort Berthold Reservation	Dana Russell, CEO Cynthia Mala, Executive Director	Native Americans for Community Action, Inc. North Dakota Indian Affairs Commission
Greg Saxe, Tribal Liaison	Tohono Oodham Nation of Arizona	Jerry Ryburn	October Hill Associates
Vanessa Saunders, Tribal Liaison	Tonto Apache Tribe of Arizona	Susanne Ahkman	Path of Sun Images
Anita Blue, Tribal Liaison Leah McCloud, Tribal Representative Susan Decoteau, Tribal Guest	Turtle Mountain Band of Chippewa Indians	Monica Clark Jacob Bernall, Executive Director	Research Professor at Colorado State University Tucson Indian Center
Terry Fidler Clarence W. Skye	United Sioux Tribes	Forrest S. Cuch, Executive Director	Utah Division of Indian Affairs
Roland McCook, Chairman	Ute Indian Tribe of the Uintah & Ouray Reservation		
Selwyn Whiteskaak, Tribal Council Rep Edwain Silas, Admin. Assn. -Planning Daria Weeks, Transit Dev./Planning	Ute Mountain Tribe of the Ute Mountain Reservation		
Jonathan Hicks, Vice Chairman and Tribal Liaison	Walker River Paiute Tribe		
John Mc Masters, Tribal Secretary Carolyn M. Keaton, Tribal Liaison Wanda Batchelor, Vice Chairman	Washoe Tribe of Nevada & California		
Cindy Harvey Bormette, Tribal Liaison Dallas Mosey Sr., Chairman Herbert Tate, Tribal Councilman Loretta Duryea, Legal Assistant	White Mountain Apache Tribe of the Fort Apache Reservation		
Vincent L. Bassi, Vice Chairman Roxanne Boulware, Tribal Rep.	Winnebago Tribe of Nebraska		
Tom Wasson	Winnemucca Indian Colony		
Frank Jandreau, Tribal Liaison Steve Courmoyer Jr., Chairman	Yankton Sioux Tribe		
Harry Hood, Tribal Liaison Dorma Nightpupe, Tribal Representative	Yavapai-Apache Nation		
Delmar Stevens, Vice Chairman Vickie Roberts, Enrollment Clerk	Yerington Paiute Tribe of the Yerington Colony & Reservation		
Wayne Dyer, Tribal Liaison	Yomba Shoshone Tribe		
Anthony Otto Lucio, Tribal Councilman	Zuni Pueblo		
Emmett Francis	Albuquerque Commission on Indian Affairs		
Carol Weahkee	Albuquerque Indian Center, Inc.		
Delfino Calabaza William Toribio	All Indian Pueblo Council		
George Russell	American Indian Chamber of Commerce-Arizona		

## Oklahoma City, Oklahoma

### July 20 - 21, 1999

#### Summary of Presentations

**Lawrence Hart, Chief, Cheyenne Nation**, conducted the invocation prayer in the Cheyenne native language.

**Buddy Bond, Chapter of the Oklahoma Intertribal Color Guard**, opened with the changing of colors.

**Jim Mahnken, Red Stone Singers, Cheyenne, Arapahoe and Kiowa**, sang a song that his father composed for Lou Tapee, the Cheyenne flag song and the Cheyenne memorial song.

**Hank Palacios, Regional Director, Kansas City Regional Census Center**, gave the opening remarks and provided statistical information on the region, as well as recruitment needs.

**Willa Johnson, Vice-Mayor of Oklahoma City**, welcomed attendees to Oklahoma.

**Curtis Zunigha, a Member of the Census Advisory Committee on the American Indian and Alaska Native Populations, Chief, Delaware Tribe of Indians**, gave greetings in the Lenape language. He discussed his role on the Census Bureau's Advisory Committee and how after a couple of meetings he recalled a line from the *Cool Hand Luke* movie - "What we have is a failure to communicate."


He stated there still are barriers: major concerns about privacy and confidentiality, inherent mistrust of the federal government, fears of Congress pushing an anti-Indian legislation, and lack of knowledge about census data and its impact.

He stated the American Indian experience is to tackle the census operation as best as can be without sufficient resources, to just ignore it because of a lack of understanding, or simply refusing to participate because of a history of being treated second class. "But to ignore an opportunity to take a proactive role in Census 2000 is not so much a slam on the U.S. government as it is a slam on your own people." So many government agencies and

private sector use census demographics to determine funding or investment. This conference will provide information about census and other programs, such as dealing with partnership, geography, advertising, promotion, data products, education products for schools, and employment opportunities. He waited a long time for the implementation of the American Indian and Alaska Native Program and urged a review of the handbook. Tribal liaisons assigned by the tribes should be proactive and take on the challenge of reviewing complex maps, jurisdictional areas, and population statistics.

On the census questionnaire, question number six should be completed. Even if you are multiracial or multiracial, it is necessary to be listed as American Indian. There is talk that with the multirace identity option, those that are

mixed-blood may dilute the American Indian count into more than two races. We must demand that all statistical demographic information regarding American Indian people be separated, not diluted with any other race, to maintain our legal and political status as sovereign Indian Nations. Make contact with and get to know your Indian program contacts at the state, regional, and national levels. This is our chance to make dramatic improvements and correct this failure to communicate. They are reaching out



**OKLAHOMA TRIBAL**  
**2000 Tribal Governmental Information**  
 Fall 2000, 21, 1998  
 Woods Hole, Oklahoma City, Oklahoma

2000-2001, 2000-2001 Survey Items

100	100	100	100
101	101	101	101
102	102	102	102
103	103	103	103
104	104	104	104
105	105	105	105
106	106	106	106
107	107	107	107
108	108	108	108
109	109	109	109
110	110	110	110
111	111	111	111
112	112	112	112
113	113	113	113
114	114	114	114
115	115	115	115
116	116	116	116
117	117	117	117
118	118	118	118
119	119	119	119
120	120	120	120

to the Indian community and we need to communicate because time is running out.

**Jamie Rosenson, Geography Division, U.S. Census Bureau, Washington, DC,** discussed the Boundary Update Program which will focus on Oklahoma with the federally recognized tribes that have a legally defined land base and those with no legally defined land base. State-recognized tribes are determined by each state governor's office which reports whether that state has any state-recognized tribes. The boundaries that the Census Bureau uses are defined for the purpose of reporting census data and are not meant to be legally binding representations for any area. The Census Bureau is putting together a *Federal Register* notice that will more clearly define all of these geographic programs. The notice will be sent out to tribal leaders and tribal liaisons for a 60-day comment and review period.

Rosenson stated that the Boundary and Annexation Survey is used to collect and maintain boundary information for legally defined areas of any reservation and off-reservation trust lands. Even if the tribes do not have a reservation, we still include the area if they have trust lands or off-reservation trust lands.

She stated that the Boundary Validation Program is the last opportunity for all areas to review their boundaries before the data becomes available. Most of the Oklahoma

area is covered by a Tribal Jurisdiction Statistical Area that was developed for the 1980 census. During the process, the Census Bureau learned that some tribal areas went beyond the state. For Census 2000, tribes can delineate areas as long as they have some area within the state of Oklahoma. During the 1990 census, these areas were included for both federally and state-recognized tribes. For Census 2000, the Tribal Jurisdiction Statistical Areas will only represent federally recognized tribes.


**Craig Best, Geographic Coordinator, Kansas City Regional Census Center,** stated that the census designated place is an opportunity for tribes to identify small, unincorporated areas that have an identity. The Census Bureau uses the information to build a list of places to deliver census questionnaires. It is used for the Mailout/Mailback process and for census staff to deliver questionnaires by hand.

**Claudette Bennett, Chief, Racial Statistics Branch, Population Division, U.S. Census Bureau, Washington, DC,** stated that the Office of Management and Budget determines the standards for the reporting of race and ethnic information. The questions on race and Hispanic origin are based on self-identification.

New for 2000: respondents can mark one or more race groups; a combined American Indian and Alaska Native category is now used for Census 2000; American Indian is

2000	2000	2000	2000
2001	2001	2001	2001
2002	2002	2002	2002
2003	2003	2003	2003
2004	2004	2004	2004
2005	2005	2005	2005
2006	2006	2006	2006
2007	2007	2007	2007
2008	2008	2008	2008
2009	2009	2009	2009
2010	2010	2010	2010
2011	2011	2011	2011
2012	2012	2012	2012
2013	2013	2013	2013
2014	2014	2014	2014
2015	2015	2015	2015
2016	2016	2016	2016
2017	2017	2017	2017
2018	2018	2018	2018
2019	2019	2019	2019
2020	2020	2020	2020

Census 2000 American Indian and Alaska Native Program



no longer abbreviated; and persons can report more than one tribe.

Two approaches are used for tabulating information:

- 1) Single racial tabulation categories for those who check only one race, such as White only and African American only.
- 2) The all-inclusive approach where all race categories are tabulated totaling to more than 100 percent.

Redistricting format requires that data be tabulated for race and ethnicity. No information on tribes will be shown in the redistricting product.

The 100 Percent Demographic Profile is the number of persons who reported one race and their distribution.


The 100 Percent Summary File includes population totals on race and ethnicity down to the block level. Additional population counts will be available down to the census tract level. The 100 Percent Summary File will be the first data product coming out of Census 2000 that will have information on tribes. It may provide information on those who indicated racial combinations, and may provide an interactive race table for the American Factfinder®.

The 100 Percent Quick Table is new for Census 2000. Certain information will be presented on a one-page table outline with fixed tabs and fixed boxheads.

Sample Summary File will use two approaches: the single race and the all-inclusive races for micro data files as described above.

In summary, please take this information back to your respective communities. People should mark the American Indian and Alaska Native box, report the name of the enrolled or principal tribe, and remember that data is tabulated for two American Indian tribes.

Theodore Jojola, a member of the Census Advisory Committee on the American Indian and Alaska Native Populations, Professor, School of Architecture and Planning, University of New Mexico, Isleta Pueblo, stated that he spent a lot of time dealing with the public and public policy as an advisory committee member. Even though his background is architecture, his real role is a community and regional planner who uses a lot of census data for tribal community development. He has heard many times that using census data is not good because it is outdated. Every 10 years is an opportunity for everyone to change and contribute to the data. It is very important for him as an American Indian mandated by the advisory group to oversee the notion of the trust responsibility. Indians fought for sovereign rights,



therefore it is owed to us to participate. The numbers carry importance. Not only do sovereign populations change, but policies change, and there will be ramifications from the numbers:

- Demographically, the 1990 Census estimated that 60 percent of Indians have migrated off reservations and trust lands. On "Native American Calling," it is predicated that 80 percent are going to be counted off reservations.
- New profiles are emerging, particularly for those tribes who have had successful economic enterprises, such as gaming, driven by the Indian and non-Indian populations.
- A larger proportion of households represented by single, unwed mothers will have tremendous ramifications for public policy.
- The multiple race question could wake up a sleeping giant within Indian country.
- Exposure, like the movie "Dances With Wolves," could cause a propositional increase or artificially inflated number that is not explained by fertility, mortality, or migration. But rather, by the "wannabee factor."



*Theodore Jajola joining in on the activities after the first day of the conference.*

Therefore, he developed four steps to tribal sovereignty:

- Make certain that the first person listed is American Indian.
- Check the American Indian and Alaska Native box and write your tribal name.
- Don't leave the Hispanic question blank.
- List everybody who ordinarily lives with you.

**Dennis Johnson, Assistant Regional Census Manager, Kansas City Regional Census Center,** talked about address list tools. He invited scrutiny of Census 2000 by asking leaders to look at address lists and tell us what we missed. There will be an information letter stating the census questionnaire is coming, then a reminder card to encourage residents to fill out the form and mail it back. This is the shortest census form in over 100 years. A major component of Census 2000 is recruiting, hiring people who know their community, toll-free telephone assistance, and questionnaire guides in various languages.

**Cathy Lacy, Assistant Regional Census Manager, Kansas City Regional Census Center,** explained the Local Census Office structure with a map showing Local Census Office sites for the Kansas City Regional Census Center area. Managers of each Local Census Office were introduced. Recruitment efforts and job descriptions were also discussed.

**Tom Beaver, Partnership Coordinator, Kansas City Regional Census Center, Muscogee (Creek) Nation,** stressed mailing back the questionnaire. The cost to the taxpayer if you return the form is \$3.00. If the form is not returned and an enumerator is sent out, the cost jumps to \$36.00. He reviewed the goal for each tribe of a 5 percent increase in Mailout/Mailback questionnaires thus reducing the need of sending staff door-to-door.

**David Lester, Executive Director, Council of Energy Resource Tribes, Creek Nation,** stated it takes local people to count local populations on reservations. Hiring local American Indians to count in our own local communities is important. The data collected tells us where we are and where we are going by comparing to the last census. The Indian population is growing younger while the United States as a whole is growing older. The Council of Energy of Resource Tribes effectively uses census data and tribal role data to convince a federal agency to change its policies and to demonstrate how the population and demographics shift in rural areas.

**Athena Brown, Division of Indian and Native American Programs, Employment and Training Administration, Department of Labor,** stated for the allocation of funds, ours is a formula funded program based on census data. The census basically provides us with that breakdown of tribal members in a specific geographic service area. Some reservations may have two tribes. The census provides us with that data. Tribes without a reservation land base but with a federal service area, are spread out among many different counties in Nebraska. The allocation of funds are based on the latest available data from the census.

**Don Patterson, President, Tonkawa Tribe,** told the history of his tribe, a war-like history which was at Wounded Knee and Palo Duro Canyon. His tribe was one of the last tribes to move to Oklahoma where today about 90 percent live in a tribal community at Ft. Oakland. Sitting Bull's statement that there are no more Indians after him should make us think about our "Indian-ness."

This is more important than anything else. The Indians are poor, and there is funding from the government to staff offices, but when it comes to Indians they want volunteers.

**Perry Beaver, Principal Chief, Muscogee (Creek) Nation**, stressed the importance for his tribe to be counted. For them it depends on citizenship, which is determined by the ability to trace back to the Dawes Commissioner Oath. He liked the multiple tribe listing. It is important to get the count and he can't wait to see the figures because he feels Oklahoma is underfunded.

**Dee Ann Alexander, Partnership Specialist, Kansas City Regional Census Center, Cheyenne-Arapaho**, stated that there are many Tribal Complete Count Committees within the region. Within attendees' materials are two handbooks, the *Tribal Complete Count Committee Handbook* and the *Tribal Governments Liaison Handbook*. The Census Bureau encourages everyone here today to review these handbooks and take them back to your tribal leader and liaison.

There are seven topics within the liaison handbook which will be today's focus. These topics are: work with tribal officials to establish a Tribal Complete Count Committee within your own tribe; secure involvement of community-based groups to promote the census; compile information about benefits to the tribe on having complete and accurate census data; identify a wide range of community events at which presentations can be made to promote the census and temporary local census jobs; identify appropriate media for publicizing census operations; identify Questionnaire Assistance Centers; and distribute Census Bureau or tribal promotional materials.

You can help us by:

- Identifying local agencies and community networks that serve the tribal population.
- Informing your tribal residents about the various ways in which census data are used for purposes of both planning and allocating resources.
- Making presentations about Census 2000 at your annual meetings, powwows, festivals and conferences.
- Assisting with filling census jobs with tribal people.

- Identifying a combination of local media including tribal school and community newspapers, and radio and television that reaches your tribal population.
- Identifying Questionnaire Assistance Centers.
- Securing commitments from business owners and service providers to make space available for Census 2000 use.

**Glenda Ahhaity, a member of the Census Advisory Committee on the American Indian and Alaska Native Populations, Coordinator for the California Department of Mental Health, Cherokee**, described the diversity of her family member tribal background to show the complexity of determining race on the census form.

Each family member should discuss how to make this determination. In the Los Angeles area, there are few full-blooded Indians. Most are mixed, like her family. Even though she is English, Scottish, Cherokee and French, she will fill out her census form as American Indian, Cherokee. This will avoid her household being counted as "more than one race."

It is also very important to fill in the Hispanic origin question because if you answer "yes" then your answer will supersede Indian data. In California, Hispanic origin takes precedence over Indian data. During the 1990 Census, this happened. Money was used for planning drug and alcohol programs for the state of California. Because of this, California went from 14 American Indian agencies, to less than three.

Therefore, it is very important to involve all citizens in your communities regardless of tribal affiliation, and to fill out the census form. Through partnerships, working together, this can happen and 1990 will not be replicated. Get out to your communities and make sure that the census forms are filled out correctly and people are involved to understand how critical it is to the survival of their community. The money can then come back to where it is needed to provide services to those who really need it.

**Stratford Williams, Secretary, Wichita Tribe**, gave his support and introduced the Tribal Liaison who also works in their enrollment office. They have information about census activities included in their newsletter, have formed a Complete Count Committee, signed the Census 2000 proclamation, signed and endorsed and supported his resolution, and put up booths at the annual dance and powwow.



Buddy Bond, Chapter of the Oklahoma Intertribal Color Guard after flag ceremony



**Sterling Birdsheed, Cheyenne-Arapaho Tribal Liaison, Director, Enrollment Department**, stated there is so much work to do for Census 2000, including the Complete Count Committee, coordinate between business committee and tribal members, and the tribal newsletter. There are many remote areas and many White people are afraid to go there because of dogs. Therefore, it is important to hire American Indians on reservations. These are just a few of the things that we plan to address to make sure there is a complete and accurate count.

**George Tiger, American Indian Media Specialist, Kansas City Regional Census Center, Muscogee (Creek)**, stated that throughout the presentations the main focus was on sensitivity. Respecting the sovereignty of tribal governments to promote the positive aspects is key. He also told the story about the census taker who went to his grandmother's house. The word census sounds like the word "sizzus," which means in their language "take it." So his grandmother kept taking the census information and papers, and then closed the door on the census taker until he came home and resolved the matter.

**Jim Henson, Chief, United Keetoowah Band of Cherokee Indians**, gave the benediction.

## Questions and Answers

**Question 1** - There's speculation in Oklahoma that we will lose one seat in Congress. Is this true?

**Answer 1** - The census has two big deadlines. The first deadline is when we deliver the counts to the President on December 31, 2000, for reapportionment of the U.S. House of Representatives. In addition to that, the Census Bureau has a second major deadline, which is April 1, 2001. We have to provide to every state not just the count of the people in the state, but how many live in each block. We can not answer whether Oklahoma will lose a seat in Congress until we process the data.

**Question 2** - Our tribes are strengthened from intermarriages. When tribal members indicate their tribal affiliation, they may indicate multiple tribal affiliations. How are you going to count that?

**Answer 2** - For the first time in history, the Census Bureau has the capability to allow respondents to identify two tribes when they identify themselves as American Indian. The process is self-identification. We will show tabulation results, where possible, for multiple tribes.

**Question 3** - Is there anywhere on the census form to identify citizenship?

**Answer 3** - There are two forms, long and short. Citizenship is asked only on the long form.

Page 62

**Question 4** - Our Choctaw people didn't specify Choctaw of Oklahoma or Choctaw of Mississippi. How can that be corrected this time?

**Answer 4** - Make sure that people write in the complete tribe. If they put Mississippi Choctaw then they are counted as Mississippi Choctaws and not Choctaws of Oklahoma.

**Question 5** - How do we get the message out to our people? If someone from the Oklahoma tribe lives in California, how is it tabulated?

**Answer 5** - The person should list tribal name and state of residence. We would report them as living in California. That's their residence. But we would report their tribe exactly the way they put it down.

**Question 6** - If a White man is head of the household and the female or children are Indian, then we could lose the count?

**Answer 6** - In 2000, the race of the person responding to "Person 1" on the form will designate the race of the household. Therefore, the American Indian female should be Person 1 for the household to be counted as an American Indian household.

**Question 7** - On the long form, how do you figure in the single family dwellings with multiple occupants?

**Answer 7** - The Census Bureau will not report data at a level of detail which would allow someone to say, "Oh, there's a household that said they only have four but they really have eleven people." There's a line that says how many people live in this household. So, if you put in nine and you fill out six names, we then will come back to you and get the additional three.

**Question 8** - We would like to know how the Census Bureau plans to address the issue of federally recognized tribes, state tribes, and "wannabe" tribes?

**Answer 8** - There is not much we can do about the "wannabe" issue because it is a self-designated characteristic. If people who you would not recognize as a member of the Iowa Tribe write it in, we have no way of going back and doing a validity check on that fact. We are going to count them if they put themselves down as a member of the Iowa Tribe. Likewise, if a group of people designate themselves as a tribe, the Census Bureau has nothing to do with its legitimacy. Concerning the question of federal or state-recognized tribes, the Census Bureau does not have anything to do with those designations. The determination of tribal recognition is determined by other entities. The Census Bureau only provides the count.

Census 2000 American Indian and Alaska Native Program

*Question 9* - Who does our tribe contact regarding the naming of Tribal Jurisdiction Statistical Areas?

*Answer 9* - The tribe should contact the Kansas City Regional Census Center. Hank Palacio, Regional Director, will provide you the names.

*Question 10* - Do you have the address list in digital form that you release to the tribes?

*Answer 10* - We had a program called the Local Update of Census Addresses Program where we provided the addresses to the tribes for their review and to identify potential deficiencies. The Cherokee Nation was a participating tribe.

*Question 11* - Is there any way of counting our homeless Native American Indians?

*Answer 11* - There are special place operations and pre-designated outdoor locations which will be used to count the homeless population.

*Question 12* - How will names that are meaningful to us be listed or shown on a map? Examples include places without buildings or are not populated, such as a community hall where people gather?

*Answer 12* - If it is not populated, we would not identify the location on a map. A lot of areas in the country are populated but are in unincorporated areas, especially in the south and the west. For Census 2000 we changed the program so that there is no population requirement and a census designated place can exist wherever you designate it.

*Question 13* - When will the *Federal Register* notice be available?

*Answer 13* - The *Federal Register* notice will be published by October 1999.

*Question 14* - census designated place's purpose is to delineate areas so that the census people know to go to where they need to collect specific data and send the long form?

*Answer 14* - No, whether you have census designated places or not, we still plan to count people the same way we would count them if there was an incorporated jurisdiction.

*Question 15* - So once they tabulate everything, and if you want to look up some demographics for a particular region, will we be able to reference it by the census designated place name?

*Answer 15* - That is absolutely correct. It would be in the census publication just like an incorporated city.

*Question 16* - One of our neighboring tribes has a population that travels, the Kickapoo Tribe. How will you count them when they are traveling back and forth within the United States?

*Answer 16* - You are counted where you live on April 1, 2000.

*Question 17* - Why does census use only the Pawnee Nation's population numbers to determine how much money they are going to receive?

*Answer 17* - The Census Bureau does not make decisions on how federal dollars are allocated. Our job is simply to count the people where we find them on April 1, 2000. We then tabulate that data and provide it to any number of federal agencies that use it for their own programs. The distribution of federal dollars is determined by state, local, and tribal government. Therefore, Pawnee Nation may receive funds for its programs based only on the count for its tribal government.

*Question 18* - What about our Native Americans who are in other countries?

*Answer 18* - Our policy for counting Americans overseas is that we count military personnel, federal employees, and their dependents who live in other countries. We count those individuals only for reapportionment purposes.

*Question 19* - Are there ways to publish the two census forms in tribal newspapers?

*Answer 19* - We could probably place the short form in the tribal newspapers for informational purposes only. The long form would be too long to put in the newspaper. The form can not be placed in newspapers due to the requirements of the form for data processing and quality control purposes.

*Question 20* - Are adopted children counted?

*Answer 20* - Adopted children are counted if they are listed on the form. There is a relationship question where the respondent can indicate if the child is adopted.

*Question 21* - Regarding the address list, do you have that in digital form that you can release to the tribes?

*Answer 21* - The address list takes two different forms. The first is a list of addresses, with house numbers and street names, and covers 85 to 90 percent of populated areas of the country. The other form is in rural areas where census staff goes out and locates all the houses. We place these housing units on a map to represent and then identify the home's mailing address. If it is in a rural area where the address contains a rural route, we write down a physical description of that property. Census staff deliver questionnaires based upon those descriptions.

### Oklahoma City Census 2000 Tribal Conference Attendees

<u>Name</u>	<u>Tribal Affiliation/Organization</u>	<u>Name</u>	<u>Tribal Affiliation/Organization</u>
Russell Ellis, Tribal Liaison	Absentee Shawnee	Aquila Tilton	Iowa Tribe of Kansas-Nebraska
Esther Holloway, Tribal Liaison	Alabama Quassarte	Fred Thomas	Kickapoo Tribe in Kansas
Rebecca Torres, Chief		Lawrence Bushman	Lake Superior Chippewa
Kunaww Holloway, Accountant		Milton Gintche	Leech Band of Ojibwe
Mary Rivera, Business Member	Apache Tribe	Dee Fairbanks	Leech Lake Band of Ojibwe
Bobby Jay, Tribal Administrator		Faye Zasko	Lower Sioux Indian Community in Minnesota
Laura Harjo, Tribal Liaison	Cherokee Nation	Richard Antell	Minnesota American Indian Chamber of Commerce
Sterling Hrabakhead, Tribal Liaison	Cheyenne Nation	Frances Fairbanks	Minnesota American Indian Center
Kirk Perry, Tribal Liaison	Chickasaw Nation	Joseph Dav	Minnesota Indian Affairs Council
Brenda S. Hampton, Tribal Liaison	Choctaw Nation	Gerald Northrup	Moc Indian Family Services
Beretty Akin, CDEIS Director		Barbra Benjamin-Robertson	Millie Lacx Band of Ojibwe
Margaret Zietek, Tribal Liaison	Citizen Potawatomi Nation	David Birkholtz	Minnesota Planning
Ron Factor, Learning Lab Instructor		Diane Lemon White	Prairie Band of Potawatomi
Carol Clay Levi, Dir. Emp' & Training		Latane Donelin	Prairie Island
Donna Victorian, Tribal Liaison	Comanche Tribe	Bradjet Childs	Red Lake Band of Chippewa
Johnny Wasuqa, Chairman		Linda Bodezu	State of Minnesota
Kristen Thomas, Diabetes Director	Eastern Shawnee Tribe	Sieve Campbell	Upper Midwest American Indian Center
Alicia Sinefair, Legislative Specialist		Leona Raisch	Indian Health Board of Minnesota
Charles Tippecanoe, Tribal Liaison	Ft. Still Apache Tribe	Yvonne Bazlyhead	Oklahoma Indian Affairs Council
Lisa Lincoln, Tribal Liaison	Iowa Tribe of Oklahoma	Barbara Warner	Osage Tribe
Victor Roubidoux, Treasurer		Ted Moore	Leefh Lake Band of Ojibwe
Freda Lane, Tribal Liaison	Kaw Nation of Oklahoma	Mary Goggeley	Lower Sioux
Zelma Garza, Tribal Liaison	Kickapoo Tribe	Joan Pendleton	Sac & Fox Tribe of the Mississippi in Iowa
Kisa Lucero, Tribal Liaison	Kiowa Tribe	Dawn Wanatee	Medicine Ways Native American Church
Diane Smith, Tribal Liaison	Loyal Shawnee Tribe	Kee-Ma-No Peeters	S.P.A.U. Urban Indian Advisory Committee
Ramona Rosiere, Sec. Treasurer	Modoc Tribe	Georgia Luckness	Minnesota Indian Affairs Council
Kenneth L. Tiger, Tribal Liaison	Missougee (Creek) Nation	Harlan Lafontaine	White Earth Reservation
R. Perry Beaver, Principal Chief		Joseph Lagarde	American Indian Council
Lucille Jeans, Tribal Liaison	Otoe-Missouira Tribe	Dawn Jordan	Fond du Lac Reservation
Claudine Sellers	Prairie Island Indian Reservation	Jason Holliday	All Nations Indian Church
Donna Wilde, Tribal Liaison	Pawnee Tribe	Marlen Helgemo	Eastern Shawnee Tribe of OK
Rebecca Eppler, Treasurer	Ponca Tribe	Kristin Thomas	Complete Count Committee, City of Minneapolis Planning Department
Paula Mendoza	Redlake Band of Chippewa	Cornell Tahdoohniippah	Green Institute
Bobby Whitefeather	Sac & Fox Nation	Brenda St. Germaine	The Saint Paul Foundation
Berdina George, Admin. Secretary	Seminole Nation	Joanne Stately	From the Four Directions
Carol Schneider, Contract Specialist	Sereca-Cayuga	Ed Smith	White Buffalo Gazette Inc.
Jerry Hanes, Principal Chief	Shiwi-Band of Ojibwe	Susan Seal	Upper Sioux Community
Jane McKane, Dir. Tribal Enrollment		Dallas Ross	Minnesota State Indian Urban Advisory Council
Dennis Sisco, Tribal Liaison	Thlopthlocco Tribal Town	Roy James Roberts	American Indian Children & Family Services
Gwen Jones, Tribal Liaison	Tonkawa Tribe	Sabina Ramaeker	
Grace Bunker, Mekko	United Katoowah Band		
Tamara R. Martin, Tribal Liaison	Wichita Tribe		
Donald L. Patterson, President	Wyandotte Tribe		
Jewel Cooper, Tribal Liaison	Yuchi Tribe		
Jim Henon, Chief	American Indian Council		
Betty Rawley, Tribal Liaison	American Indian OIC		
Stefford Williams, Secretary	Bois Forte Band of Chippewa		
William McKee, Jr., Tribal Liaison	City of Minneapolis		
Rob Kiser, Planner	Dept. of Labor-North American Program		
Andrew Skeeter, Chairman	Eagle Talon Brotherhood		
Mona Perry	Grand Portage		
Lee A. Antell	Governor's Office, State of Kansas		
Patti Wilkoe	Indian Employment & Training Program		
Valerie Sheehan			
Diane Hall			
Preston Tone-Puh-Hote			
Donna Anderson			
Brad Hamilton			
Rose CrookedFoot			

## Coeur D'Alene, Idaho

July 27 - 28, 1999

### Summary of Presentations

Coeur D'Alene Tribal Color Guard gave the presentation of colors.


Michael P. Burns, Deputy Regional Director, Seattle Regional Census Center, welcomed the tribes of Washington, Oregon, and Idaho.

Lawrence Nicodamos, Coeur d'Alene Elder, gave the invocation. He spoke about a very busy Elder who is actively involved in the activities at the Coeur D'Alene tribe, primarily in the language program, carrying on the culture and traditions, and acting as a role model for all of the tribal members.

Grace Stocksommet, a representative from the University of Texas, stated that the university is one of the first universities to offer language courses in the native language.

Ernest Stensgar, Chairman, President of Affiliated Tribes of the Northwest, Coeur D'Alene Tribe, stated for the first time a historic meeting was held in Vancouver attended by tribal leaders from Canada and the United States to discuss the common interests of their national border. The common sense approach that the White House, the Department of Commerce and the Census Bureau are using in dealing with tribes on a government-to-government basis by seeking their advice and resources is greatly appreciated by tribal members. Federal agencies will come closer to achieving their goals and the goals that must be achieved by working with the tribes. Coeur D'Alene has estimated that there was as much as a 15 percent undercount in the 1990 Census. It

has been estimated that over 100 billion will be available over the next decade for the reservations. That is why the count must be accurate. Stensgar passionately stated, "And if the job is to be done, then the tribal members will have to do the job themselves. Who knows the reservation better than tribal members? I am confident that your hard work will serve Indian country and the Nation as well."



**Counting American Indians  
in Washington, Oregon and Idaho**

Census 2000 Tribal Conference Agenda  
Coeur D'Alene Tribal Casino, Idaho  
July 27 - 28, 1999

**Tuesday, July 27**

7:30 Conference Registration, Exhibits, & Travel Desk open for assistance  
Attendees should stop by the Travel Desk to complete necessary  
Travel Vouchers for reimbursement of official travel expenses.

9:00 Presentation of Colors  
*Coeur D'Alene Tribal Color Guard*

Opening, Welcome & Introductions  
*Michael P. Burns, Deputy Regional Director,  
Seattle Regional Census Center*

Invocation  
*Lawrence Nicodamos - Coeur d'Alene Elder*

"Welcome to Coeur d'Alene"  
*Ernest L. Stensgar, Chairman of the Coeur d'Alene Tribe,  
President of Affiliated Tribes of the Northwest*

"Strengthening Tribal Governments"  
*Rennard Strickland, Dean and Philip H. Night, Visiting Professor of Law,  
University of Oregon School of Law*

"Census 2000 - The Challenges We Face"  
*Michael P. Burns, Deputy Regional Director,  
Seattle Regional Census Center*

10:10 -- 29 Minute Break --

10:30 "The Impact of Census 2000 on the 21st Century"  
*Martina Hope, Associate Administrator for Economic Affairs,  
U.S. Department of Commerce*

"Understanding the American Indian/Alaska Native Census Program"  
*Stanley Chattle-Reynolds, National Coordinator for the  
American Indian/Alaska Native Program, U.S. Census Bureau*

Rennard Strickland, Dean and Philip H. Night, Professor of Law, University of Oregon School of Law, Osage and Cherokee, spoke about strengthening tribal government. The American Indians are a quantifiable society. The census and the numbers make a difference. It is crucial that tribal governments and Indian people think about how we can be involved and work on projects to get an accurate census count. If we can bring together the numbers so that this generation and the next has a vision of all the historical experiences, we can really stand up and say "We are still here." It is important for the next generation that we do everything that we can to preserve the picture of what Indian life is now. Over the next couple of years as we prepare for the census, it is time for us to seize the occasion. "Use the census for our purpose.

And do something that is relatively simple to do, but will have a very long-term positive effect on Indian tribes, tribal government, and most important, the Indian people."

Michael Merchant, Tribal Councilman, Colville Confederated Tribe, 1st Vice Chair, Affiliated Tribes of the Northwest, discussed the Housing and Urban Development projects on his tribe and how everyone ran

**Census 2000** Tribal Conference Agenda  
continued from front page

11:00 "What an Accurate Count Means to American Indians"  
Richard Muckleshoot, *Seattle, WA*, 2000, 1990, 1980, 1970, 1960, 1950, 1940, 1930, 1920, 1910, 1900, 1890, 1880, 1870, 1860, 1850, 1840, 1830, 1820, 1810, 1800, 1790, 1780, 1770, 1760, 1750, 1740, 1730, 1720, 1710, 1700, 1690, 1680, 1670, 1660, 1650, 1640, 1630, 1620, 1610, 1600, 1590, 1580, 1570, 1560, 1550, 1540, 1530, 1520, 1510, 1500, 1490, 1480, 1470, 1460, 1450, 1440, 1430, 1420, 1410, 1400, 1390, 1380, 1370, 1360, 1350, 1340, 1330, 1320, 1310, 1300, 1290, 1280, 1270, 1260, 1250, 1240, 1230, 1220, 1210, 1200, 1190, 1180, 1170, 1160, 1150, 1140, 1130, 1120, 1110, 1100, 1090, 1080, 1070, 1060, 1050, 1040, 1030, 1020, 1010, 1000, 990, 980, 970, 960, 950, 940, 930, 920, 910, 900, 890, 880, 870, 860, 850, 840, 830, 820, 810, 800, 790, 780, 770, 760, 750, 740, 730, 720, 710, 700, 690, 680, 670, 660, 650, 640, 630, 620, 610, 600, 590, 580, 570, 560, 550, 540, 530, 520, 510, 500, 490, 480, 470, 460, 450, 440, 430, 420, 410, 400, 390, 380, 370, 360, 350, 340, 330, 320, 310, 300, 290, 280, 270, 260, 250, 240, 230, 220, 210, 200, 190, 180, 170, 160, 150, 140, 130, 120, 110, 100, 90, 80, 70, 60, 50, 40, 30, 20, 10, 0

12:00 = 40 minute lunch break =  
Plenary Session: "The Census 2000 American Indian and Alaska Native Program"  
Lunch Session: "The Census 2000 American Indian and Alaska Native Program"

**Tuesday Afternoon Sessions**

Three concurrent sessions will be held, with speakers rotating to the next room. These sessions will focus on information from the Census Bureau that will be helpful in achieving an accurate count of American Indians & Alaska Natives.

The final study break-out session will give each group an opportunity to discuss the information presented, strategize with their Moderator about which of the various programs will be most helpful in counting American Indian/Alaska Native people, and how each of their tribal governments and organizations can partner together with the Census Bureau to achieving an accurate count.

1:30 Afternoon Break-Out Sessions  
2:15 Afternoon Break-Out Sessions  
3:00 15 minute break  
3:15 Afternoon Break-Out Sessions  
4:00 Concluding Work Session, concluding Day One at 4:30 pm.

out the back door when a lady in a nice car drove up and sat during the 1980 Census. This is a good example of how important it is to hire Indians from their tribe to conduct the census.

Since that time, he recognized the importance of the census data. He is working with the Affiliated Tribes of Northwest Indians on a national policy level. Federal appropriations are directly related to census data. They are always lobbying for more money in Indian country. The argument is always, "What is the level of need? Prove it with census data." Economic development is becoming important due to growing needs and growing populations. There is a void of economic development on Indian reservations. That is why the census is important. Many people do not realize that information is collected about populations, businesses, and economics. It is information about what businesses are out there and what kind of revenues are being generated. The census information is very important.

**Debra Juarez, Tribal Finance and Investment Services, Morgan Stanley Dean & Whitter, Blackfoot Tribe,** discussed why the census materials are so important to economic development in Indian country. The

information that is collected is for planning the future, education, natural resources, social services, and economic development.

She reviewed her experience working with tribal surveys. Twenty-six out of twenty-seven tribes participated. Two major goals were accomplished. The first goal involved each tribe listing what their priorities were. They consisted of economic development, natural resources, and social services. The census data will enhance the data provided by this survey. This information is recognized and used to benefit our sovereignty, promote economic vitality, create jobs, and better the lives of all American Indians.

The second accomplishment was developing the economic contributions of Indian tribes to the economy of Washington State. This is the first time regionally and nationally that the tribes ever participated in a study in which they gave financial information.

Economic development is one of the most critical components of government-to-government in populations and why we all need to participate in Census 2000.

**John Halliday, Tribal Government Specialist, Seattle Regional Census Center, Native Muckleshoot, Duwamish, Yakama, Nez Perce and Warm Springs,** stated that unless we have facts, we are not going to have information that we need when we go to hearings and talk about the need for our businesses to be successful on the

Topics to be covered in Tuesday afternoon break-out sessions include:

- 1) Census Activities that Impact Washington, Oregon, and Idaho
  - "Updating Census Maps and Tribal Boundaries"  
Richard Campbell, Census Administrator, Seattle Region
  - "Counting People on Indian Reservations"  
Faye Jones, Census Area Director, Seattle Region
  - "Recounting American Indians for Census 2000"  
Martin Jaska, Regional Census Director, Seattle Region
- 2) Census Programs and Strategies for an Accurate Count
  - "Census in the Schools"  
Ann Haska, Partnership Team Leader, Inshore Census Office
  - "Complete Census Committees and their Importance"  
Clare Brown, Partnership Team Leader, Seattle Region
  - "Census Promotional Activities"  
Gene Anderson, Partnership Model Developer, Program & Administration Planning, Partnership Model Specialist, Seattle Region
- 3) The Census Questionnaire and Data Products
  - "Making Sense of the Census Questionnaire"  
Helen Gannon, Partnership Coordinator Team Leader
  - "Using the American Factfinder & Census Data Products"  
Loretta Smith, Partnership Specialist, Seattle Region

**Final Break-Out & Strategy Session for American Indian Leaders**  
Moderators speak with their groups to discuss the information, strategic ideas which census programs will be most beneficial to an accurate count, and to consider how each tribal government and organization might partner with the Census Bureau. A report from each group will be presented to the General Assembly on Wednesday morning.

reservation. The need is for infrastructure that can support water, sewer, electricity, housing, and education programs. "All of those needs strengthen our communities. This is why I am working with the Census Bureau and why I think this is critical information that is important to the tribes."

**Lynn Holder, Tribal Government Specialist, Seattle Regional Census Center, Colville Tribe**, gave specific examples of what many of the tribes within the three states are accomplishing to promote Census 2000. Emphasis was made for every one to get involved and be counted.

**Richard Campbell, Census Geographer, Seattle Regional Census Center**, discussed that there are two types of geography developed: one for conducting the census, and one for tabulating the information. A new set of maps will be sent out to tribal contacts for a review and then returned to us. This is called the Boundary and Annexation Survey. These are indexed maps for each tribe that is represented in this region. There will be a contact person on your reservation that will be checking these maps to see if there are any boundary problems. There are also census designated places that have no minimum population threshold. These are unincorporated places with known communities for which the reservation may want data.

**Faye Amos, Census Area Manager, Seattle Regional Census Center**, discussed the three types of enumeration conducted on the reservation:

The first method is Mailout/Mailback. On March 6th, we will send out an advance letter that is going to tell people that they will be getting the questionnaire on the 13th thru 15th and again on the 20th thru the 22nd. We will then send a reminder card which states "Did you send your form back?."

The second method is Update/Leave. There are about 23.5 million housing units nationwide that fall into this

census operation. During March, the questionnaire will be left at each house with a return envelope to send the completed questionnaire back.

The third method is Update/Enumerate. We need to hire people on your reservation to go back to these housing units and pickup the census questionnaires that were previously dropped off.


**Maria Hosack, Regional Census Recruiter, Seattle Regional Census Center**, stated that recruiting efforts began early with hiring Assistant Managers for Recruiting. The process for hiring is simple and fast:

- Applicants come to the testing site.
- Fill out the application.
- Take a 30-minute test with 28 multiple choice items.

Recruiting assistants work with the community to provide us with information on the type of recruiting sources and materials needed for that particular area. If the applicant passes the background investigation, the applicant becomes available and is placed on a selection list. This is needed for more than 600 enumerators per office and 60-80 clerical positions. The pay rate has not been finalized, but it will be competitive. As the information comes to us, we will forward it to all local offices. If you have difficulty reaching anybody concerning recruiting concerns or hiring

concerns, contact the Seattle Regional Census Center. Currently, 27 management positions and automation technician positions are available.

**Tony Vaska, Partnership Team Leader, Seattle Regional Census Center, Yupik Eskimo**, discussed the Census in Schools Program and stressed the importance of the census to children, with the help of teachers, principals, superintendents, and school board. Scholastic, Inc., has developed a census curriculum for grades K-4, 5-8, and 9-12. The curriculum packets are free, but you have to send in postcards to order the curriculum of



interest. The Census in Schools Program for the tribal community will include a map of Indian lands throughout the United States. The hope is that this information about the census will promote activities in the classroom and be taken home by the children to be a reminder to parents to fill out the questionnaire and send it in. He also discussed Title I, educational funding from the federal government to public schools.

**Gladys Romero, Partnership Team Leader, Seattle Regional Census Center,** stated that she oversees staff in Washington, Oregon, and Idaho. She then made a presentation on the Tribal Complete Count Committee 2000 Strategy. The purpose of the Tribal Complete Count Committee is for leaders of different tribes to come together and create an effective strategy that will enable them to communicate the importance of being counted to all of their tribal members. The Tribal Complete Count Committee is a committee that was created for the benefit of tribes. Your partnership specialist will work with the tribal council members and explain what the Tribal Complete Count Committee's purpose is and work with the council members in getting a resolution passed to create a Tribal Complete Count Committee. The council members will elect a chairperson who will work with the partnership specialist in selecting a group of community leaders who are respected in their community and can develop outreach programs to inform tribal members about the importance of the census. She stated that the committee will need to explain to the community why they need to be counted. They need to explain the importance of the distribution of billions of federal dollars annually to state, local, and tribal governments based on the number of people that are counted and how it will affect the tribe if they are not counted. "Now is the time to start a Tribal Complete Count Committee."

**Coeur D'Alene Youth Group** performed a cultural dance.

**Taro O'Sullivan and Soyun Hwang, Partnership Media Specialists, Seattle Regional Census Center,** discussed

paid advertising. This is the first time the Census Bureau will have a paid advertising campaign authorized by Congress. Initially, there was a \$100 million budget, which has now been increased. The Census Bureau contracted with a New York advertising firm, Young and Rubicam, which then subcontracted to g&g advertising, an American Indian-owned firm located in Albuquerque. The nationally advertised television campaign during the first quarter of 2000 will be the largest advertising campaign in the United States. There will be television, radio, and newsprint. There will also be posters, buses, shelters, and billboards. Public Service Announcements are going to be in three phases:

The first phase is the educational phase. This early campaign will educate the public and communicate that "The census is coming," as well as articulate why the census is important.


The second phase is the motivational phase, using phrases such as: "You got these census forms. We need you to fill them out. It's really simple. Send it back to us."

The third, which focuses on those who did not return their questionnaire is called the Nonresponse Follow-up phase.

There will also be regional advertising through the use of videos and various images. Get community leaders involved, and then we will motivate the media outlets to cover your events. We will also urge mainstream media to cover your activities. In the tribal community, one of the main things that we need is your help. We need your newsletters and your newspapers to motivate your tribal members to participate in Census 2000.

**Elaine Dempsey, Partnership Team Leader, Seattle Regional Census**


**Center, Wintun and Usal Tribe,** stated that confidentiality is one of the main concerns for American Indians and Alaska Natives. A review of the confidentiality mandate was provided. Dempsey stressed that tribal



Debra Juarez giving presentation on economic development.



Participants listen to Debra Juarez presentation.



Butch Otter, Lt. Governor of Idaho discussing the importance to have an accurate count.

leaders should work hard to alleviate or lessen the fear among members that the tribe will not be hurt through tribal members giving information to the Census Bureau.

A review of the Nonresponse Follow-up process was provided. She discussed the Mailout/Mailback process to 120 million addresses. Enumerators will go door-to-door with census badges as identification, and that tribal members should not fear. Information was provided about the advance letter mailing, reminder postcard, Questionnaire Assistance Centers, Be Counted sites, and the toll-free number for questionnaire assistance. Questionnaire Assistance Centers will be located on reservations and with community-based organizations. She reviewed the questionnaire, specifying the bar code. The short form has only seven questions and enough space to list six persons living in the household. There is additional space on the back of the form to list up to six more persons living in the household, if needed. The Census Bureau will contact the household to gather the data for those additional household members.

**Meryl Tsukiji, Partnership Specialist, Seattle Regional Census Center,** discussed the new Internet delivery tool called American FactFinder®. The American FactFinder® complements the existing Census Bureau Web site. This will allow you to search for facts about your community, search for facts about Census Bureau products, and create maps. Information on business and industry from the economic census conducted every five years is also available.

A tour was conducted with community profiles using the 1990 data. The demographic profiles will be sent to every reservation and village.

The socioeconomic characteristics are collected from the long form and placed in detailed files called "summary files." These summary files are summary tabulations at different levels of geography.


**Dave Matheson, Chief Executive Officer, Coeur D'Alene Casino,** discussed that the evolution of economics involved in Indian Country goes much further back to really understanding Indian people and where Indian tribes are coming from. Because our identities, our cultural understanding and appreciations are all tied together, it is important that we get a complete and accurate census count. "We cannot miss anyone, to make sure that no more of our reservations and tribes disappear."

**Butch Otter, Lt. Governor of Idaho,** began by agreeing with Dave Matheson on the importance of Census 2000. The Lt. Governor discussed his previous work in a company and how it relied on the marketplace. Without census numbers he would not have been able to market the company effectively. He then spoke about becoming Lt. Governor. The state of Idaho had serious problems with budget, unemployment, and lack of new companies. Without census numbers he would not have been able to improve his state to the current level.

The census allows him to do his job and allows every tribe and organization to do their job. He now knows who his people are and what they are in need of. He concluded his statements by having three people from each table clap their hands. He said "What if I were to tell these people you are no longer important. This is what happens if you do not fill out the census. Your information will not be included. Do not miss this opportunity to make a difference."

**Timothy P. Olson, Assistant Regional Census Manager, Seattle Regional Census Center,** stated that over the past day and a half everyone has heard from very influential people that have appealed to you and described the importance of the census and how vital it is to have an accurate count. He listed what the Census Bureau has committed to in a few steps:

- To have an accurate mailing list.
- To hire locally, using people from your communities and reservations to conduct the actual enumeration.
- To use schools, including tribal schools, to educate



Tribal member discussing the American Indian culture to census enumerators



Attendees and Coeur D'Alene Youth Group performing the Friendship Dance.



Coeur D'Alene Youth Group performing on drum.



children about the importance of Census 2000 to their future.

- To work together in helping you form Tribal Complete Count Committees, providing technical assistance, ideas and sharing of our experiences to date.
- To advertise in tribal media outlets.
- Take a 30-minute test with 28 multiple choice items.

Olson concluded by stating, "The census is local, is powerful, and will impact all of us for the next decade."

**Richard James Moulton, Secretary Treasurer, Coeur d'Alene Tribal Council,** explained the mistrust American Indians have for government employees.

### Questions and Answers

**Question 1** - Does the economic census go down to the block level?

**Answer 1** - The economic census does not go down to the block level. It only goes down to the Zip Code level, county, and larger areas of geography. Most of the census information that you're going to receive will be at the block group level. The block group data are where you will get the majority of your social and economic characteristics.

**Question 2** - If you know that you are a Native American, but do not necessarily know what your tribe is, will that not count? How would that work in terms of our situation?

**Answer 2** - You can write down that you are American Indian, but with no tribe. There would be tabulation for that selection.

**Question 3** - What is the reason that they do the long form in Indian Country?

**Answer 3** - We obtain long form information from across the country and from American Indian Country because this data are needed for various legislative programs mandated by Congress and for programs within federal agencies.

**Question 4** - For nonrecognized tribes we have in the state of Washington, how will they be addressed through the media? You talk about government-to-government relationship and the government is not recognizing nonrecognized tribes?

**Answer 4** - The Census Bureau will work with the nonrecognized tribes and with state-recognized tribes. The Census Bureau will work with small tribes and communities so that everyone will be counted. No one will be left out. The outreach efforts through the media

will be addressing the general public, not whether the public are recognized or nonrecognized tribes.

**Question 5** - You have talked about the large tribes, but there is an area in the Puget Sound that has a lot of small tribes. There are 19 tribes on the West side of the Sound that are not really big but they need to be counted. I recommend that you go out there and work with them as they need the statistical data too. Will you be going out there?

**Answer 5** - Yes, we will be going to those areas.

**Question 6** - Why did tribes not do the address listings?

**Answer 6** - Many tribes did and some did not.

**Question 7** - Will people who do not have a GED have the opportunity to work?

**Answer 7** - Yes. There is a welfare-to-work program and we understand that many of our welfare recipients do not have GEDs. A degree is not required to work during the census. However, you must pass the test given by the Census Bureau. We encourage everyone who is interested to apply and take the test.

**Question 8** - After the Complete Count Committee is formed, what kind of team building or training will the census give?

**Answer 8** - We offer a creative outline of activities to pursue. But you will pick and choose how you want to implement your activities. Training and team building is part of the Complete Count Committee training.

**Question 9** - How do we get the questionnaire and data products so that we can look at them prior to Census Day?

**Answer 9** - We usually take a sample questionnaire with us when we make presentations. Make sure that you take a copy of both the long and the short forms with you as every other house on reservations will be getting the long form. Be sure to explain self-identification when you make a presentation.

**Question 10** - What are some of the requirements for hiring if someone has a felony record?

**Answer 10** - It depends upon the type of conviction. If it is personal assault or any other violent conviction, then it will be up to the Local Census Office Manager to evaluate.

**Question 11** - How soon will the general public be able to obtain census information?

**Answer 11** - We must provide apportionment counts to the President by December 31, 2000. By April 1, 2001, each state will be provided with redistricting data. All of these counts will be available to the public.

### Coeur D'Alene Census 2000 Tribal Conference Attendees

Name	Tribal Affiliation/Organization	Name	Tribal Affiliation/Organization
Lana Green	Affiliated Tribes of the Northwest	Rogina Beckwith, Census Liaison	Port Gamble SKlallam Tribe
Noleen Olson		Gerald Jones, Chairperson	
Gene Grant	Blackfeet Nation	Kim Rogers, Census Liaison	Puyallup Tribe
Ervin Peck, Census Liaison		Lawrence LaPointe, Chairperson	
Wanda Johnson, Chair	Burns Paiute Tribe	Barbara Boeck, Census Liaison	Quileute Tribe
Laura Marand		Russell Woodruff, Chairperson	
April Ferrie	Kalispel Tribe	Richard Wells, Census Liaison	Quinault Reservation
Dale Clark, Census Liaison	Chehalis Reservation	Pearl Capersman-Ballier, Chairperson	
David Youkton, Chairperson		Mac Otero, Census Liaison	Samish Nation
Tim Tarabochia, Chairperson	Chinook Indian Tribe	Ken Hansen, Chairperson	
Ernie Stenegar, Chairperson	Coeur d'Alene Tribe	Jason L. Joseph, Chairperson	Sauk- Snuattle Tribe
Robert Spaulding, Census Liaison		Jeff Warnkey	Shelalis Tribe
Flodell Williams, Census Liaison	Colville Confederated Tribes	Lynn Clark, Census Liaison	Shoalwater Reservation
Ipe Piskosus, Chairperson		Herbert Whittrick, Chairperson	
Harry Ferguson		Donna Miller, Census Liaison	Shone Barnock Tribe
Kathryn Harrison, Chairperson	Confederated Tribes Grand Ronde	Keith Tunso, Chair	
April Howran		Dave Bongia, Census Liaison	Shoshone Barnock Tribe
Margo Miosse		Ida Hidalgo	
Mike Darry	Confederated Tribe of Siletz	Lisa Norton, Census Liaison	Siletz Reservation
Lisa Norton		Pat Duncan, Chairperson	
Jolene Atencio	Confederated Tribes of Warm Springs	Darlyn Warren, Census Liaison	Skokomish Reservation
Sid Miller		Gordon James, Chairperson	
Carolyn Slagger, Census Liaison	Coos, Lower Umpqua and Suislaw Indians	Lynn Scroggins	Skwakson Island Tribe
Dick Clarkson, Chairperson		David Liamish	Shoshone Tribe
Sharon Parish, Census Liaison	Coquille Indian Tribe	William Matheson, Chairperson	Snohomish Tribe of Indians
Ed Metcalf, Chairperson		Donna Caulkin	
Sue Shaffer, Chairperson	Cow Creek Band of Indians	Andy de los Angeles, Chairperson	Snoqualmie Tribal Council
John Barnett, Chairperson	Cowlitz Indian Tribe	Lon Posenjak, Chairperson	Snoqualmoo Tribe of Indians
Cecile Hansen, Chairperson	Duwamish Tribe	Georgia Peone, Census Liaison	Spokane Tribe of Indians
Penny Perce	Ft Campbell Snoqualine Tribe	Bruce Wayne, Chair	
Colleen Lee, Chairperson	Hoh Reservation	Cindy LaFreck	
Leganne Jenkins, Census Liaison	Jamestown SKlallam Tribe	Herbert Jones	Squaxin Tribe
W. Ron Allen, Chairperson		David Frey, Census Liaison	Squaxin Island Tribe
Glenn Nenema, Chairperson	Kalispel Tribes	Dave Lopeman, Chairperson	
April Pierre		Joan Ortiz, Chairperson	Steilacoom Indian Tribe
Dave Bongia		Casey Stevens, Census Liaison	Stillaquamish Tribe
Douglas Paul Lavan, Chairperson	Kikiallus	Ed Goodridge, Chairperson	
Martin Wilkins, Census Liaison	Klamath General Council	Lona Wilber	
Jeff Mitchell, Chair		Edward Jitterich, Tribal Chairman	Stillaquamish Tribe
Velma Babe, Chair	Kootenai Tribe	Scott Crowell, Census Liaison	Suquamish Tribe
Carolyn Slagger	Koots Lower Umpqua and Sieslah	Bennie Armstrong, Chairperson	
Debbie Hoyer	Lemning Nation	Elissa Kalla, Census Liaison	Swinomish Reservation
Cecile Greenway, Census Liaison	Lower Elwah Klallam Tribe	Brian Cladoosby, Chairperson	
Russ Hepfer, Chairperson		Caroline Thornberry, Census Liaison	Tulalip Reservation
Mel Whaller		Herman Williams Jr., Chairperson	
Ariene Wheeler		Toni Munthorne, Census Liaison	Umatilla Tribe
Vela Julius, Census Liaison	Lummi Nation	Antonie Munthorne, Chair	
Tim Ballew, Chairperson		Debbie Filbert, Census Liaison	Upper Skagit Indian Tribe
Robert Davis Jr., Chairperson	Marietta Band of Nooksack Indians	Floyd Williams, Chairperson	
Dale Denney	McCall Indian Tribal Council	Ed Paris	
Lennie Spaulum, Census Liaison	Muckleshoot Reservation	Madeline Ogeahpama, Liaison	Confederated Tribes of the Warm Springs
John Darsels Jr., Chairperson		Olney Parr, Chair	
Walter Pacheco		Bob Bejaricus	Shoalwater Bay Tribe
JoAnne Longworth		William Yallup, Chair	Yakama Indian Nation
Della Cree, Census Liaison	Nez Perce Tribe	Preston Harrison, Chair	
Samuel Penney, Chair		Louis King	Chemawa Indian School
Eliet McCormey		Ted Sarong, Executive Director	Columbia Rvver Inter- Tribal Fish Commission
Kathy Lewis		Conrad Edwards, President	Council for Tribal Employment Rights
Leah Zapata	NisSack Tribe	Inis Friday	Department of Housing and Urban Development
Danielle Zapata, Enrollment Clerk		Eric Eberhard	Dorsey & Whitney - Seattle Office
Alan Frazier, Census Liaison	Nisqually Reservation	John Gunther, Director	Healing Lodge of Seven Nations
Richard Wells, Census Liaison	Nooksack Tribe	JoAnn Reynolds	Intertribal Timber Council
Stephanie Scott, Chairperson			
Diantha Doucette, Census Liaison	Nooksack Tribe		
Art George, Chairperson			
Kyle Kitchel	NW Tribal LTAP		

### Coeur D'Alene Census 2000 Tribal Conference Attendees

<u>Name</u>	<u>Tribal Affiliation/Organization</u>	<u>Name</u>	<u>Tribal Affiliation/Organization</u>
Betty Pilling, Director	Kitsap County Indian Center	Lyn Dennis, Executive Director	NW Alliance of Gaming Tribes
Karen Quigley, Executive Director	Legislative Commission on Indian Affairs	Bob Santos, Secretary Rep. Admin.	NW Office of Native Americans Programs
Toni Lodge, Director	NATIVE Project	Windef Jim, OREAS President	Oregon Indian Education Association
Harold Tarbell, President	NANACOA	Randy Harder, Director	Point-No-Point Treaty Council
Terry Cross, Executive Director	National Indian Child Welfare Association	Ramona Bennett, Director	Rainbow Youth and Family Services
Leanne Easton, Executive Director	Native American Program	Ralph Forquera, Executive Director	Seattle Indian Health Board
Gary Braden, Executive Director	Native American Rehabilitation Association	Camille Morzon, Executive Director	Seattle Indian Center
Susan Balbas, Executive Director	Native American Youth	Amedeo Tiam, Executive Director	South Puget Intertribal Planning Agency
Billy Frank Jr., Director	Northwest Indian Fisheries Commission	Sophie Torasket, Director	Spokane Indian Center
Margaret Pepin-Donat, Administrator	Northwest Intertribal Court System	Kathy Kurt	Spokane Tribal Newspaper
Colleen Ray	Northwest Native American Basketweavers Association	Joan Staples Bosun, Executive Dir.	Tacoma Indian Center
Jack Quincy	Northwest Indian Veterans Association	Bernie Whitebear, Director	United Indian of All Tribes Foundation
Cheryle Kennedy, Executive Dir.	Northwest Portland Area Indian Health Board		
Robey Clark, Training Coordinator	Northwest Regional Educational Laboratory		

## Mashantucket, Connecticut August 10 - 11, 1999

### Summary of Presentations

**Pedro Johnson, Pequot Tribal Councilman**, smudged the conference room and participants, gave the opening prayer, and played the flute.

**Frederick Johnson, Member, Mashantucket Tribal Council**, welcomed conference participants and explained how the tribe was in a "unity break" time where tribal members spend time with their families. That was the reason for the low attendance at the conference. The museum was one year old that month and he hoped the guests would learn about the tribe from the museum. He stressed the importance of the census information that would be provided at the conference.

**Art Dukakis, Regional Director, Boston Regional Census Center**, stated that the census comes every 10 years and is the largest peace time undertaking that the government undertakes. Conference objectives were reviewed and Mr. Dukakis reaffirmed the Census Bureau's commitment to a government-to-government relationship with the American Indian and Alaska Native populations. He described how the attendees would hear about Census 2000 activities and strategies to conduct all outreach activities.

**Curtis Zunigha, a Member of the Census Advisory Committee on the American Indian and Alaska Native Populations, Chairman of the Winope the Delaware Tribe**, greeted attendees in the traditional language of his people. He spoke of removing barriers for a new century.


*Census 2000 American Indian and Alaska Native Program*

He spoke of being a member of the American Indian and Alaska Native Census Advisory Committee and having a unique perspective of this incredible process known as Census 2000. After two years of hard work and attending conferences such as this one, he has observed significant changes by the Census Bureau. Many government agencies, corporations, and organizations use census data

to determine funding and investments. Long range economics and social development planning for health, education, welfare, transportation, and housing depend on actual census data to reconcile declarations of tribal jurisdictional areas. "Our Indian people can make a difference not just in Indian Country but in all areas of our country."

Another particular concern is the vast Indian population that lives outside of tribal jurisdictional areas. We need to demand our unique legal and political status in addition to our ethnic and cultural identity. The data products developed by the Census Bureau can be used in different ways so that in long range planning and in grant writing, the tribes will be able to access this information.

**Theodore Jolola, a Member of the Census Advisory Committee on the American Indian and Alaska Native Populations, Professor, School of Architecture and Planning, University of New Mexico, Isleta Pueblo**, stated that the underlying agenda with regard to Census 2000 revolves around demographics. "Will they radically change?" Jolola cited two major factors: 1) urbanization from the standpoint of how many native people choose to live off reservations, and 2) how will the economic opportunities affect the "natives." He stated that Indians fought for sovereign rights. "Therefore, we must

 "Counting American Indians - Working Together for Our Future" Census 2000 Tribal Governments Conference Agenda Mashantucket Museum and Research Center Mashantucket, CT August 10-11, 1999	
<b>Tuesday, August 10, 1999</b>	
7:30 AM	Conference Registration, Census Exhibits, Travel Desk open Attendees should stop by the Travel Desk to complete necessary travel vouchers for repayment of official travel expenses.
8:00 AM	Opening Ceremony Indian Ceremony Opening Prayer - Pedro Johnson, Pequot Tribal Councilman Music (flute or other)
8:30 AM	Comments from Kenneth Reels, Pequot Tribal Chairman
8:40 AM	Comments from Arthur G. Dukakis, Boston Regional Director
8:50 AM	Greetings from Christopher Morton, Inter-Government Affairs Specialist, U.S. Department of Commerce
9:00 AM	Census 2000 Update from Carol Van Horn, Assistant to the Associate Director for Field Operations, U.S. Census Bureau
9:10 AM	Importance of Census 2000 - Overview of the National American Indian and Alaska Native Program, Sydnee Chaitin-Reynolds, Program Manager
<b>"The Benefits of Partnering with the Census to Build a Better Future"</b>	
9:30 AM	Tribal Census Issues: Removing Barriers for a New Century Curtis Zunigha, American Indian and Alaska Native Advisory Committee
9:40 AM	Four Simple Steps to Tribal Sovereignty: Why American Indians Must Be Counted! Dr. Theodore Jolola, American Indian and Alaska Native Advisory Committee
	-- Break --
10:30 AM	Benefits that American Indian and Alaska Natives are Currently Receiving Panel Discussion
	-- Lunch --

participate. The numbers carry importance.” Not only do sovereign populations change, but policies change and there will be ramifications from the numbers, such as:

- Demographically the 1990 Census estimated that 60 percent of Indians have migrated off reservations and trust lands. On “Native American Calling,” it is predicted that 80 percent are going to be counted off reservations.
- New profiles are emerging, particularly for those tribes who have had successful economic enterprises, such as gaming, driven by the Indian and non-Indian populations.
- A larger proportion of households represented by single, unwed mothers will have tremendous ramifications for public policy.
- The multiple race question could wake up a sleeping giant within Indian country.

Jajola suggested four steps to filling out the census form:

- First person should be listed as American Indian.
- Fill in your tribal name and determine your official abbreviation.
- Fill in the Hispanic question, do not leave it blank.
- List everyone who lives with you.

**Panel Presentation: “Benefits that American Indians and Alaska Natives are Currently Receiving.”**

**Michelle Frances, WIC Coordinator, Passamaquoddy, Pleasant Point.**

**Janice Falcone, Employment and Training Director, North American Indian Center of Boston.**

**Leon Jacobs, Housing, Tribal Manager, Mashantucket Pequot Tribal Nation, Former Director, Office of Native American Programs, U.S. Housing and Urban Development.**

The panel began by each presenter discussing the program

they represent and how census data has affected funding, growth, and much more. Each of these programs are activity involved with promoting the census. Many workshops, conferences, and meetings have placed Census 2000 on their agendas. Discussion also revolved around Tribal Complete Count Committees and how to become a member or start one.

**Kevin McBride, Director of Research, Mashantucket Museum and Research Center,** talked about the creation of the museum and reconstruction of the tribal history. It is hard to find American Indian populations and native family history without written information. Also, the census record of history can be used to gain grants, find information about unemployment and education. Long forms should be sent to the Indians more than the short forms to gather more detailed information.

**Cesar Monzon, Partnership Coordinator, Boston Regional Census Center,** explained the use of the Internet and American FactFinder® to find census data. He reviewed the definition of census block numbers, census tracts, data collection, and data dissemination at the tract, city, and town levels. A live demonstration of the process to retrieve data from American FactFinder® was provided. Detailed discussion of Summary Files 1-4 was given.

**Sydnee Chattin-Reynolds, Manager, American Indian and Alaska Native Program, U.S. Census Bureau, Washington, DC, Blackfeet Nation,** stated that

the Census Bureau for the first time will have a paid advertisement campaign. In the past, it was public service announcements around 3 a.m. in the morning. The American Indian-owned advertising firm, g&g advertising, will be conducting American Indian and Alaska Native advertising.

Ms. Chattin-Reynolds stated that advertising is important to increase awareness, mail response rates, and encourage people to cooperate with enumerators by using television, radio, print in newspapers and magazines, billboards, and posters. The ads reflect the strength, pride, diversity, circle of life logo and the importance of children and elders. The ads will be aired during daytime, prime time, late news, and late nighttime slots. Mobile billboards are

"Census Plans for Getting the Count Right"	
1:00 PM	American Indian National and Regional Media Campaign Update
1:15 PM	Recruitment Needs and Strategies
1:30 PM	Census Promotional Items and Activities
1:45 PM	Outreach and Promotion - Wanda Wood, Partnership Specialist
2:00 PM	Enumerating American Indians
2:15 PM	Geographic Areas Program - Joe Marinucci, Geographic Areas Branch Chief, U.S. Census Bureau
2:30 PM	Question and Answer Session
	-- Break --
3:45 PM	Sweating In Ceremony for Tribal Liaisons
4:00 PM	Tour the Museum and Research Center
Wednesday, August 11, 1999	
8:00 AM	Continental Breakfast
8:45 AM	Opening Ceremony
9:00 AM	Recap of Day One Information
9:30 AM	How Tribal Liaisons Can Help Tribal Complete Count Committees Questionnaire Assistance Centers
	-- Break --
"Working Together . . . To Get Everyone Counted"	
11:00 AM	Group Discussion and Wrap-Up

extremely effective on reservations and in cities because they are moveable and can be placed at special events.

Advertising will be launched in November 1999 through January 2000. The first series will include an educational message, followed by the motivational component, and finally, the focus will be on enumerators coming door-to-door for those that have not responded. Ads will alternate in the general market in areas where there is a large urban Indian population.

She stated that confidentiality posters will be created and distributed, as well as, motivation posters and reproductions of the advertisement campaign posters. The Advisory Committee selected the American Indian and Alaskan Native posters from a selection of fine art pictures, including *Buffalo Dance Relief* and *Raven the Creator*.

Photos produced by g&g advertising are available to the regions. The census slogan can be customized to fit individual tribes.

**Census in Schools:** For Census 2000, the information will be sent directly to teachers. The core curriculum materials will meet national standards in math, science, and geography. The kits are designed by grade level, and include a letter and an explanation of the program, as well as a mailback card for more information. The Census Bureau will produce a poster size map of tribal lands which was recommended by the Advisory Committee and made available to all Indian schools. The kits will also include take home materials for students to share with their family, friends, and neighbors. Teaching kits are also available on the Internet, and you can also receive these materials from partnership specialists located in your Regional Census Center.

**Steve Driscoll, Assistant Regional Census Manager, Boston Regional Census Center,** talked about the importance of sending back the questionnaire and the recruitment process. He


discussed job openings in New York and asked for donated space to test people. He then showed a sample application and talked about pay rates.



*Cuitis Zunigha giving presentation concerning the importance to participate in Census 2000.*



*Pequot Tribal Museum exhibit where the conference was held.*



*A view of the Pequot tribal casino and resort.*

Mr. Driscoll explained both Update/Enumerate and Mailout/Mailback enumeration methods. He concluded with examples for attendees on how they can help the Census Bureau give them the most accurate count.

**Wanda Woods, Tribal Partnership Specialist, Boston Regional Census Center, Oneida,** reviewed the administrative aspect to the conference. She distributed and discussed a flyer which contained information about the benefits people can receive by responding to the census. She distributed a pamphlet that addressed concerns of American Indians, copies of the *Tribal Government Liaison Handbook*, and the conference evaluation form.

**Joe Marinucci, Branch Chief, Geographic Areas Branch, U.S. Census Bureau, Washington, DC,** talked about the four different types of programs that are specific for American Indian and Alaska Native tribal governments:

- Boundary Update Programs for both legal and statistical areas.
- Address List Review Program.
- Boundary and Annexation Survey.
- Boundary Validation Program.

He described geographic areas and statistical areas, State Designated American Indian Statistical Areas, as well as new programs soon to start: Block Definition Project, Tribal Review, Tribal Subdivision Program, and Participants Statistical Area Program. He stressed the role that Tribal Liaisons would play by providing geographic information, providing the significance of boundaries delineated, and work with the Census Bureau to obtain accurate information.

## Questions and Answers

*Question 1* - Are you talking with Indian Child Welfare people who deal with some of the Indian children that may be in foster homes in an attempt to get an accurate count?

*Answer 1* - Yes, we are developing partnerships with organizations, such as Indian Child Welfare Program.

*Question 2* - Are you finished recruiting for your area?

*Answer 2* - We could add an additional 5 percent to the staff. We are interested in recruiting more from the American Indian population. Please let us know if you have people that are interested in working for us.

*Question 3* - I have reviewed the two booklets developed for the American Indian and Alaska Native Program. Can we receive multiple copies for Tribal Complete Count Committees and organizations?

*Answer 3* - We will distribute multiple copies to you of the *Tribal Complete Count Committee Handbook*.

*Question 4* - Is there a possibility of picking a representative within the region to work with the Advisory Committee?

*Answer 4* - One of the reasons we have had a representative from the American Indian and Alaska Native Advisory Committee attend these conferences is to hear what your needs are. The Census Bureau works closely with Advisory members. We have a process of selection. Anyone can make a recommendation to the Census Bureau.

*Question 5* - Will we be able to do cross-tabulations using census data, such as marital status and employment status?

*Answer 5* - Yes, you will be able to cross-tabulate data from Census 2000. The data will be available on the Internet.

*Question 6* - In identifying blocks at the lowest level, will they include the tribal name?

*Answer 6* - We are going to code information for all American Indian Tribes. We will impose what we call thresholds. There will have to be an "x" number of persons in a particular tribe in order to have that information available through the American FactFinder®.

*Question 7* - Is the correspondence to the states available for public use?

*Answer 7* - Yes.

*Question 8* - Will there be any maps made up of the year 2000 Census in the near future?

*Answer 8* - This has been recommended by the American Indian and Alaska Native Advisory Committee members, and we are looking into this.

*Question 9* - If I get a long form why can't I just complete a short form and be done with it?

*Answer 9* - Five out of every six forms that are sent out are short forms. The short form asks the most basic information about the individuals in a household. If people get a long form, it is very important that they complete it.

*Question 10* - What are you calling a tract? How many acres or how many square miles is a tract?

*Answer 10* - A tract is in terms of city blocks and it is less than a square mile. However, it will change by population density.

*Question 11* - You said that your local county government probably will be having a Complete Count Committee?

*Answer 11* - Yes.

*Question 12* - Who would be on that committee?

*Answer 12* - Your partnership specialist for your region should know who is the liaison for each Complete Count Committee. County and city governments have been active for over a year in this endeavor.

### Mashantucket Census 2000 Tribal Conference Attendees

<u>Name</u>	<u>Tribal Affiliation/Organization</u>	<u>Name</u>	<u>Tribal Affiliation/Organization</u>
Julie Miller, Tribal Clerk	Aroostook Band of MicMac Indians	Joanne Dunn, Executive Director	North American Indian Center of Boston
Hedi Kelly, Census Liaison	Houlton Band of Maliseet Indians	Jarise Falcone, Employment Director	
David Lindsey, Councilman		Barbara Floyd	
Wanda Tomah-Bubar, Tribal Clerk		Robin Murphy	Pequot Museum & Research Center
Judy Bell, Census Liaison	Mashantucket Tribal Nation	Barbara Nemias	
Leon Jacobs, Tribal Manager		Kevin McBride, Director of Research	
Pedro Johnson, Councilman		Darrel Waldren, Executive Director	Rhode Island Indian Council
Sandra Eichelberg, Census Liaison	Mohegan Tribe	Michelle Frances, WIC Coordinator	WIC-Passamaquoddy, Pleasant Point
Robert Thomas, Councilman	Narragansett Indian Tribe		
Kim Hazzard, Councilwoman			
Denise Polche, Tribal Clerk	Passamaquoddy – Indian Township		
Roberta Richter, Census Liaison	Passamaquoddy – Pleasant Point		
Mary J. Nicholas, Tribal Clerk			
Margo Bear			
Jean Cavarev, Census Liaison	Penobscot Indian Nation		
Mary Attean, Councilperson			
Ryan Jmerson, Census Liaison	Seneca Nation		
Mike John, Councilman			
Beverly M. Wright, Chairperson	Wampanoag of Gayhead- Aquinnah		
Naomi Carney, Councilwoman			
Phillipe Jorde, Tribal Planner			
Contessa Big Crow	Connecticut Indian Council		
Ann Ryan, Census Liaison	Governor's Office, Massachusetts		
Delores McCray			
Jim Peters, Executive Director	Massachusetts Commission on Indian Affairs		
Roseann Reid	Native American Magnet School, Buffalo Public Schools		
Frances Hill, Director	Native American Programs, Buffalo Public Schools		
Noreen Hill	Native American Program, Niagara Falls School District		
Margaret Burnham, Coordinator	Native American Services Agency, Syracuse		
Francis Cook			



## Palm Springs, California August 19 - 20, 1999

### Summary of Presentations

**John Reeder, Regional Director, Los Angeles Regional Census Center**, stated that the Los Angeles Region covers the Southern half of California and Hawaii. There are 45 federally recognized tribes and the largest urban Indian population in any metropolitan area. The staff is made up of:


- Forty-one Local Census Offices with a four member management team.
- Two coordinators for the outreach program.
- Five community partnership specialists.
- An extensive recruiting department.
- Two in the geography department.
- Two media specialists and
- One data specialist who works in the Census Library in the Los Angeles Regional Office.

**Alvino Siva, Cahuilla Tribe**, gave the invocation in the native language.

**Carol Goldberg, Director of the UCLA American Indian Law Program**, began by discussing the Advisory Council on California Indian Policy (chartered by Congress) that is charged with investigating ways in which California Indians may be disadvantaged by federal policies and laws specifically on social and economic programs. Census data are used to help determine the total population of Indians and identify Indians by tribal affiliation.

**Bird Singers and Dancers** gave a cultural presentation.

**Dr. Duane Champagne, UCLA American Indian Law Program**, stated that his program uses census statistics to show poverty rates, unemployment, education level, and income. Tribes without gaming will remain in a very weak socioeconomic condition. Data showed that California Indian programs are underfunded and doing much worse than other Indian programs in the United States. Census data are a source of information that proves very useful.

 Counting California and Hawaii's American Indians Working Together for Our Future Census 2000 Tribal Conference Agenda Hilton Palm Springs Resort August 19 - 20, 1999	
<b>Thursday, August 19</b>	
7:45am	Conference Registration Exhibits, Travel Desk open for assistance. Attendees should stop by the Travel Desk to complete necessary Travel Vouchers for repayment of official travel expenses.
8:00 am	Continental Breakfast with Media Press Conference - Robert Shepero
8:30am	Welcome by John E. Reeder, Jr., Regional Director, Los Angeles Region
8:45am	Invocation & Opening Ceremony by Luke Madrigal or Alvino Siva
9:00am	Introduction of speakers by John Reeder
9:10am	The Impact of Census 2000 on the 21st Century Robert Shepero, Undersecretary of Economic Affairs, U.S. Department of Commerce
9:45am	Introduction to the American Indian /Alaska Native Program Syndee Chatten Reynolds, Manager, American Indian/Alaska Native Program
10:00am	Impact of Census 2000 on California's American Indians Carol Goldberg UCLA and Duane Champagne
10:15am	Break
10:30am	Cultural Presentations — Bird Singers and Dancers - Why the Census is Important to American Indians-
11:30am	Dennis Turner, Director of Southern California Tribal Chairperson's Association Loretta Semple, California Indian Mapmakers Consortium Gene Walker, Office of Community Services
11:45am	Lunch - (Exhibits will be staffed, so guests may visit)
1:00 - 3:00	Working Roundtable Sessions
7:00	Evening Reception

**Alvino Siva** sang the *Cahuilla Bird Songs* and talked about how the younger generation has no interest in their language, traditions, and customs. She discussed the meaning of songs, such as the *Eagle Dance* and *Coyote Dance* which are songs in sets of four and how the government watches the American Indians and is looking at the intermarriage rate to remove a need for reservations. She spoke about the spirit of the mountains and the waterfall and how his father and forefathers could see spirits leaving dying people. "It is important to be counted and represented if the American Indians are to be properly represented and programs funded adequately."

**Dennis Turner, Director of the Southern California**

**Tribal Chairman's Association, Member of the Rincon Tribe of San Diego County**, discussed importance of the census. Housing, health, social services, care for our elderly, and care for American Indian children are dependent upon census data. Without the census and new technology to use it, we are not going to be able to have these programs. Census provides the opportunity to have these programs. But if American Indians do not participate in the census then everyone will lose out on those resources to benefit Indians and our future generations. Tribal leaders wanted him to pass on to the participants this message and have the opportunity to stand up behind this effort with all tribal leaders.

*Census 2000 American Indian and Alaska Native Program*

**Lorenda Sanchez, Director of the California Indian Manpower Consortium, Member of the Northern Paiute Nation**, stated that the 1990 Census was the most expensive and least accurate in census history. "We, as American Indians, do not want and will not allow that to be repeated for Census 2000." The current administration is also committed to not let that happen with Census 2000. It was a great opportunity to participate in the Dress Rehearsal of Census 2000 that was conducted within the city limits of Sacramento. Over 1,000 people were hired for the dress rehearsal. Everyone must help to make sure that American Indian enumerators are hired to work in urban communities. Education is necessary to educate our communities and children. Census 2000 will have a big outreach to the educational system. Children will bring home flyers and information about the importance of answering the census. "It is our responsibility to not set it aside or throw it in the trash because it is important. If left blank we will receive no services."

**Floyd Red Crow Westerman, Actor, Singer, Indian Activist, Serves as the Cultural Representative for the International Indian Treaty Council**, spoke about his census commercial. He is an activist for homelessness, human rights, anti-nuclear development, and the rain forest. He discussed the phenomenon of bingo, which led to casinos, and if the priorities are right, it will benefit the tribes. For example, in the casinos in Oneida, Wisconsin, nobody gets any money. They have the best schools, best medical care, best insurance, best homes, best elderly care, best child care programs, and on top of that, one of their priorities is to buy back stolen land. He related a song he sings often about *Where Were You When I Needed You?* It is important to assess the rights of American Indians and Alaska Natives. People should come forward and say, "I'm Indian, I am part of the tribe and should be counted." It doesn't make a difference if they are registered tribal members because that will make the number big and can only benefit the tribes.

**Glenda Ahhaity, a member of the Census Advisory Committee on the American Indian and Alaska Native Populations, Coordinator for California Department of Mental Health, Cherokee**, discussed being an advisory member and how the Supreme Court issued a decision that Indian identity was not a question of race but of political


identity. "We want an accurate count." She spoke of the effects of the undercounts in California, New York, Denver, Dallas, and Houston, and how communities across the United States lost money based on the 1990 Census count. In California, if one checked the Hispanic origin question, the data was removed from the Indian count and they were counted as Hispanic. One of the challenges before everyone is to educate their community to fill out the form. Educate them about answering the Hispanic questions as "no," answer "yes" to American Indian, indicate principle tribe, and do not check any other race question on the questionnaire.

The tribal chairman needs to be communicating directly with congressional leaders about how the data is tabulated and how you want your numbers counted. The purpose of the Complete Count Committee is to reach out to the community. Senator Inouye asked the Advisory Committee to report directly back to him if there are any problems with how the census is to be implemented for 2000. "The issue is not to count people that are not a part of tribal communities, but to count everyone who is American Indian. It is important to fill out every single question."

The National Congress of American Indians is the only representative organization in Washington, DC. She stated that if the Pueblo area of New Mexico had gotten an accurate count in 1990, they would have an extra seat in Congress. "Using the data is important to help tribes.

Census 2000 will provide an opportunity to exercise sovereignty, and hopefully, tribes will stand up to that challenge and take it."

**Jack Jackson, Jr., Director of Governmental Affairs for the National Congress of American Indians, Commerce Census 2000 Advisory Committee, Navajo Nation, Near the Water Clan**, stated that the National Congress of American Indians is the largest Indian representative organization and the oldest. It is the only American Indian organization that sits on the Secretary of Commerce's Census 2000 Advisory Board. The main reason for their involvement is to urge the Census Bureau to enter into its own Indian policy with tribal governments. The National Congress of American Indians would like to discuss with the federal government the issue of direct funding of the Tribal Government



Friday, August 20	
8:00 am	Continental Breakfast
8:45 am	General Assembly
9:00 am	Key Note Speaker Tabulation Issues Facing California Indians - Glenda Ahhaity
9:30am	Reports from Break-out session
10:30 am	Q & A John Reader - Regional Director Judy Wang, Steve Ahnwick, Kim Wootley, Asst. Regional Census Managers Monica Sidorovki, Reina Omelias - Partnership Coordinators
11:00 am	Oath of Confidentiality Ceremony
11:30 am	Concluding Comments - John Reader
12:00 pm	Distribution of G.I.B. Bags

Many thanks to everyone who made this conference a success. A special thanks to all tribal members and organizations that took the time to participate in this vital conference.

Liaison Program. The Menominee Dress Rehearsal was the only one held on an Indian Reservation. He then discussed the National Congress of American Indians' Web site and having access to census information. He expressed approval in Commerce and Census stating their support and how his job is to promote in a positive manner Indian concerns to Congress, Census Directors, and other key persons and groups that work on behalf of getting an accurate count. He also voiced support for the advertisement campaign.

**Michele Garcia, Account Executive of Southern California Edison and Southern California Edison's Indian Liaison, Chair at the Los Angeles County American Indian Complete Count Committee, Commissioner of the Los Angeles City and County American Indian Commission,** stated that she supports the census efforts for California and her tribe in Perkins, Oklahoma. She will take the burden to make a difference. There is a need to mobilize and advocate for an accurate count, a need to get Indian people informed about the count, and the importance of filling out the form.


**Ron Oden, Director of Student Activities at College of the Desert,** spoke of the story of a father and son's relationship, how one is treated with love, and the other is given the necessities of life but not shown true love or equality. The father does not keep his promises to some of his sons, which causes mistrust. He discussed unemployment and the "healthy" sense of suspicion and mistrust in the use of numbers. Numbers are just numbers. "It is important how we use those numbers to improve the lives of Indians. Indians must participate on every level."

**Floyd Red Crow Westerman** showed a promotional film about the introduction of the smallpox blankets into the Indian communities as a cultural presentation.

## Questions and Answers



*Panel participant responding to a question concerning census data and tribal programs*



*Attendees listening to the Bird Singers and Dancers perform.*



*Attendees listening to Floyd Red Crow Westerman discuss his involvement with Census 2000*

**Question 1** - Say a person is Hispanic and Indian and for the last census marked Hispanic. Then realizes his "Indian-ness" and wants to enroll as an Indian. Does a computer pick that up as an error?

**Answer 1** - Race and Hispanic origin are two separate questions on the questionnaire. Hispanic is not a race, it is an ethnicity, so a person can mark both. There are people who mark the American Indian race category and the Hispanic ethnicity category. This is self-identification.

**Question 2** - What line is it that counts for the ethnicity or race?

**Answer 2** - For the race question, number six, you mark "American Indian" if you want to be counted as an American Indian. Then write in your tribal affiliation. In question number five, mark whether you are of Hispanic origin or not.

**Question 3** - So on the race line you put American Indian. Is that the important one?

**Answer 3** - Yes. The race question is item six on the questionnaire. The Hispanic origin question is number five. There are two separate items.

**Question 4** - Will there be a tabulation only for Hispanic and then for American Indians? Or will it be for both?

**Answer 4** - There are totals for Hispanic and for non-Hispanic. Hispanic can be of any race. There are also tabulations of Hispanics by race.

**Question 5** - Glenda Ahhaity said that if you mark Hispanic, you will not be counted as an American Indian. We want to be counted as an American Indian. So, should it just be American Indian alone?

**Answer 5** - If you mark American Indian in the race question, you will be counted as an American Indian.

### Palm Springs Census 2000 Tribal Conference Attendees

Name	Tribal Affiliation/Organization	Name	Tribal Affiliation/Organization
Adriana Mata	Agua Caliente Reservation	Henry Duro, Chairperson	San Manuel Band of Mission Indians
Maryann Martin, Chairperson	Augustine Band of Mission Indians	Allen Lawson, Chairperson	San Pasqual Band of Mission Indians
Clifford LaChappa Sr. Chairperson	Barona General Council	Anthony Largo, Spokesperson	Santa Rose Band of Mission Indians
Cheryl Levine, Tribal Chairperson Jessica Bacoch, Treasurer	Big Pine Reservation	Clarence Atwell Jr., Chairman	Santa Rosa Rancheria
Morris Reed	Big Sandy Rancheria	Richard Gomez, Chairperson	Santa Ynez Band of Mission Indians
Mervin Hess, Chairperson	Bishop Reservation	Ben Scerato, Chairman	Santa Ysabel Band of Mission Indians
John James, Chairman Paul Shama	Cabazon Band of Mission Indians	Robert Salgado, Chairperson	Soboba Band of Mission Indians
Michelle Salgado, Spokesperson	Cahuilla Band of Mission Indians	Georgia Tucker, Spokesperson	Sycuan Reservation
Ralph Goff, Chairperson	Campo Band of Mission Indians	Vernon Castro, Chairman	Table Mountain Rancheria
Girle Dunlap, Chairwoman	Chemehuevi Tribal Council	Pauline Esteves, Chairperson	Timbisha Reservation
Jennifer Phulley, Chairwoman Sheila Hunter Ed, Vice Chair	Cold Springs Rancheria	Mary Belardo, Chairwoman	Torres-Martinez Desert Cahuilla Indians
Tony Pinto, Chairman	Cuyapaipe Band of Mission Indians	Duane Garfield, Chairperson Nancy McDemmonot, Contract Manager	Tule River Reservation
Richard Wilder, Chairman	Fort Independence Reservation	Dean Mike, Chairperson	29 Palms Band of Mission Indians
Mike Jackson Sr., President	Fort Yuma (Quechan) Reservation	Anthony Pico, Tribal Chairman	Viejas Tribal Council
Rebecca Maxey, Chairperson	Inaja-Cosmit Band of Mission Indians	Ron Andrade	American Indian Commission
Julia Loita	Jamul Band of Mission Indians	Annie Landau, Executive Director Gloria Verdugo, Outreach	Bakersfield Indian Health Services
Fran Yorba, Tribal Liaison Jean Friteze, Chairwoman	Juaneno Indian Tribe	Pauline Duro	California Indian Manpower Consortium
Janet Weeks, Tribal Liaison Jack Musick, Chairman	La Jolla Band of Mission Indians	Gloria Lang Dolores Hudson	Candelaria
Gwendolyn Parada, Chairwoman	La Posta Band of Mission Indians	Luke Madrigal	Indian Child and Family Services
Sandra Jefferson Yonge, Chairperson	Lone Pine Reservation	Sarah Hernandez	Indian Human Resource Center, San Diego
Frank Taylor, Spokesman	Los Coyotes Band of Mission Indians	Bill Tiger	Intertribal Council of Hawaii
Frances Shaw, Chairperson	Manzanita Indian Reservation	Virginia Greco	OSA Fresno
Howard Maxey, Chairman	Mesa Grande Band of Mission Indians	Paula Starr, Executive Director	Southern California Indian Council
Mary Ann Andreas, Chairperson	Morongo Band of Mission Indians	Floyd Westerman Virginia Hill	S.I.H.C.
Delores Roberts, Spokesperson	North Fork Rancheria		
Robert Smith, Chairman	Pala Band of Mission Indians		
Benjamin Magante, Chairman	Pauma Band of Mission Indians		
Mark Macarro, Spokesperson	Pechanga Band of Mission Indians		
Gilbert Cordero, Chairperson	Picayune Rancheria		
Jeanie Espinoza, Admin. Assistant Vivian Scribner, EPA Officer	Ramona Band of Mission Indians		
Edward Arviso, Chairman	Rincon Band of Mission Indians		

## Onamia, Minnesota

### August 31 - September 1, 1999

#### Summary of Presentations

**Tom Beaver, Partnership Coordinator, Kansas City Regional Census Center, Muscogee (Creek) Nation,** opened the Mille Lacs Conference. He stated that this a very critical census for Indian people, not only in Minnesota, but for American Indians all around the United States.

**Jerry Northrup, Red Lake,** demonstrated that by using the traditional sweet grass, he cleansed the conference room to allow for a positive working relationship. During this period each attendee spoke about what they were thankful for. Then the invocation was given.

**Marlene Helgimo, All Nations Church,** gave the invocation, while **Jerry Northrup,** one of the elders from the All Nations Church, gently breezed through the room with a braided thread of sweet grass, a tradition in their tribe, to link sweet grass with the wonderful positive energy that was already in the room that morning.


**Hank Palacios, Regional Director, Kansas City Regional Census Center,** welcomed the attendees to the conference. He stated what his two goals during the conference. His first is to impart information about Census 2000 activities. His second goal is to listen to the respected attendees' concerns.

**Marge Anderson, Chief Executive Officer, Mille Lacs Band of Ojibwe,** stated that for the last three centuries, this has been the home of the Mille Lacs Band of Ojibwe. Census information is very important to American Indian

people as a basis to receive federal funds. The revenues from the Grand Casino in Mille Lacs are used to rebuild the reservation and people's lives. She discussed the responsibility of the federal government, including the importance of relying upon American Indians to go out and talk to people on their own reservations, such as the elders about the importance of the census. American Indians live in the urban areas and hopefully they will be counted. She stated that it is American Indians that must take the responsibility of seeing that those who live in urban areas are counted. Give them the information of why they need to be counted. She said that American Indians must talk to the elders about this responsibility. "Be proud that each of you have recognized the importance of census figures."

**Curtis Zunigha, a Member of the Census Advisory Committee on the American Indian and Alaska Native Populations, Chairman of the Winope the Delaware Tribe,** discussed his role as a member of the American Indian and Alaska Native Census Advisory Committee. He talked about the unique perspective he has gained through this incredible process known as Census 2000, and how to remove the barriers for a new century. After two years of hard work and

attending conferences such as this one, he has observed significant changes by the Census Bureau. Many government agencies, corporations, and organizations use census data to determine funding and investments. Long range economics and social development planning for health, education, welfare, transportation, and housing depend on actual census data to reconcile declarations of tribal jurisdictional areas. He said Indian people can make



**DECADES OF CHANGE**  
 Census 2000 Tribal Geographic Conference  
 August 25, 1999 - September 1, 1999  
 General Counsel: Robert M. Hill, Esq.  
 Title: Eric Robertson  
 Chicago, Minnesota

**Monday, August 24, 1999**

8:00 - 9:00	Registration, Breakfast, Check-in, Welcome, Registration Signage
9:00 - 10:00	Registration, Breakfast
10:00 - 10:30	Registration, Breakfast
10:30 - 11:00	Registration, Breakfast, Registration Signage
11:00 - 11:30	Registration, Breakfast, Registration Signage
11:30 - 12:00	Registration, Breakfast, Registration Signage
12:00 - 12:30	Registration, Breakfast, Registration Signage
12:30 - 1:00	Registration, Breakfast, Registration Signage
1:00 - 1:30	Registration, Breakfast, Registration Signage
1:30 - 2:00	Registration, Breakfast, Registration Signage
2:00 - 2:30	Registration, Breakfast, Registration Signage
2:30 - 3:00	Registration, Breakfast, Registration Signage
3:00 - 3:30	Registration, Breakfast, Registration Signage
3:30 - 4:00	Registration, Breakfast, Registration Signage
4:00 - 4:30	Registration, Breakfast, Registration Signage
4:30 - 5:00	Registration, Breakfast, Registration Signage
5:00 - 5:30	Registration, Breakfast, Registration Signage
5:30 - 6:00	Registration, Breakfast, Registration Signage
6:00 - 6:30	Registration, Breakfast, Registration Signage
6:30 - 7:00	Registration, Breakfast, Registration Signage
7:00 - 7:30	Registration, Breakfast, Registration Signage
7:30 - 8:00	Registration, Breakfast, Registration Signage
8:00 - 8:30	Registration, Breakfast, Registration Signage
8:30 - 9:00	Registration, Breakfast, Registration Signage

difference, not just in Indian Country, but in all areas of our country.

He stated that another particular concern is the vast Indian population that lives outside of the tribal jurisdictional areas. We need to demand our unique legal and political status in addition to our ethnic and cultural identity. The data products developed by the Census Bureau can be used in different ways, so that in long range planning and in grant writing, the tribes will be able to access this information.

Barbara Warner, Executive Director, Oklahoma Indian Affairs Commission, stated that in Oklahoma they have coined a phrase, "Oklahoma is called 'The heart and heartbeat of Indian Country'." She provided the statistics of American Indians in Oklahoma: in 1990 the Oklahoma count for American Indians was 536,000, including approximately 25,000 Oklahoma Cherokee, 128,000 Choctaw, 10,000 Arapaho, 10,000 Kiowa, 250 Modoc, less than 100 Fort Sill Apache, and 2,400 other tribes. The average population is approximately 2,500 per tribal government. Those tribes which reside in Oklahoma are in 77 counties and have a lot of influence throughout the state. There is a huge tribal population, but the proportionate share of health services money is very low. This is something that Oklahoma is trying to change through obtaining an accurate count. She stated that not everyone

understands the importance of census numbers and how they affect services that each tribe receives. There has not been significant growth within tribal populations. Therefore, there is a chance of losing part of an American Indian district because of a low count. It is critical to survival that American Indians make sure that everyone gets an accurate count of our people. The tribal leaders are constantly on the forefront of this battle. "American Indians must always think of their future and be sure that they get all of their people counted. That is why we are in this business. That is why we have to be counted. That is why we have to let people know that we are still here and that we still exist."

Craig Best, Geographic Coordinator, Kansas City Regional Census Center, discussed the principle components of the Address Review Program, including an agreement that must be signed in order for tribes to participate and receive the maps. This will give tribes an opportunity to delineate census tracts, block groups, and census designated places. He also discussed the tribal liaison role in the geographic program. "Their main role is to assist tribal officials in understanding the program and assist in providing answers to their questions."

Joe Marinucci, Geographic Area Branch, Geography Division, U.S. Census Bureau, Washington, DC, stated that Geography Division is in charge of developing procedures and criteria for delineation and collection of

Monday, August 24, 1999

8:00 - 9:00	Registration, Breakfast, Registration Signage
9:00 - 10:00	Registration, Breakfast, Registration Signage
10:00 - 10:30	Registration, Breakfast, Registration Signage
10:30 - 11:00	Registration, Breakfast, Registration Signage
11:00 - 11:30	Registration, Breakfast, Registration Signage
11:30 - 12:00	Registration, Breakfast, Registration Signage
12:00 - 12:30	Registration, Breakfast, Registration Signage
12:30 - 1:00	Registration, Breakfast, Registration Signage
1:00 - 1:30	Registration, Breakfast, Registration Signage
1:30 - 2:00	Registration, Breakfast, Registration Signage
2:00 - 2:30	Registration, Breakfast, Registration Signage
2:30 - 3:00	Registration, Breakfast, Registration Signage
3:00 - 3:30	Registration, Breakfast, Registration Signage
3:30 - 4:00	Registration, Breakfast, Registration Signage
4:00 - 4:30	Registration, Breakfast, Registration Signage
4:30 - 5:00	Registration, Breakfast, Registration Signage
5:00 - 5:30	Registration, Breakfast, Registration Signage
5:30 - 6:00	Registration, Breakfast, Registration Signage
6:00 - 6:30	Registration, Breakfast, Registration Signage
6:30 - 7:00	Registration, Breakfast, Registration Signage
7:00 - 7:30	Registration, Breakfast, Registration Signage
7:30 - 8:00	Registration, Breakfast, Registration Signage
8:00 - 8:30	Registration, Breakfast, Registration Signage
8:30 - 9:00	Registration, Breakfast, Registration Signage

Monday, September 1, 1999

8:00 - 9:00	Registration, Breakfast, Registration Signage
9:00 - 10:00	Registration, Breakfast, Registration Signage
10:00 - 10:30	Registration, Breakfast, Registration Signage
10:30 - 11:00	Registration, Breakfast, Registration Signage
11:00 - 11:30	Registration, Breakfast, Registration Signage
11:30 - 12:00	Registration, Breakfast, Registration Signage
12:00 - 12:30	Registration, Breakfast, Registration Signage
12:30 - 1:00	Registration, Breakfast, Registration Signage
1:00 - 1:30	Registration, Breakfast, Registration Signage
1:30 - 2:00	Registration, Breakfast, Registration Signage
2:00 - 2:30	Registration, Breakfast, Registration Signage
2:30 - 3:00	Registration, Breakfast, Registration Signage
3:00 - 3:30	Registration, Breakfast, Registration Signage
3:30 - 4:00	Registration, Breakfast, Registration Signage
4:00 - 4:30	Registration, Breakfast, Registration Signage
4:30 - 5:00	Registration, Breakfast, Registration Signage
5:00 - 5:30	Registration, Breakfast, Registration Signage
5:30 - 6:00	Registration, Breakfast, Registration Signage
6:00 - 6:30	Registration, Breakfast, Registration Signage
6:30 - 7:00	Registration, Breakfast, Registration Signage
7:00 - 7:30	Registration, Breakfast, Registration Signage
7:30 - 8:00	Registration, Breakfast, Registration Signage
8:00 - 8:30	Registration, Breakfast, Registration Signage
8:30 - 9:00	Registration, Breakfast, Registration Signage

geographic boundaries for American Indian and Alaska Native entities in the United States. The Census Bureau uses a process called "tribal annexation," which is designed to collect and obtain updates to the boundaries of American Indian reservations and off-reservation trust lands. A legal area is considered an area that has legally defined boundaries. This category includes American Indian reservations, trust lands, and the Alaska Native regional corporations. These boundaries are defined by treaty or statute. We also have statistical areas which are designed to encompass a concentration of tribal members or areas of intense tribal activity. There are four different types of geographic programs:

- Boundary Update Programs
- Address Listing Review Program
- Boundary Validation Program
- Boundary Annexation Survey

He stated that after we receive responses to the 2000 Boundary and Annexation Survey, tribes will have the opportunity to review these boundaries before data are tabulated. This is called the Boundary Validation Program. For federally recognized tribes that do not have a reservation, we have the Tribal Designated Statistical Areas Program. This is the opportunity for tribes outside of Oklahoma to provide boundaries encompassing a concentration of a tribal population or tribal activities. For state-recognized tribes, the Census Bureau works with each state's Governor's Liaison to identify tribal areas. A new program for 2000 is the Tribal Subdivisions Program. This will give the tribes the opportunity to define the boundaries of one administrative unit or subsreservation unit within their jurisdiction.

**Mary Brayboy, Office of Indian Education, Department of Education**, discussed how census data are used to formulate policy. Most programs use census data to determine how to distribute funds. Right now the Office of Indian Education has 462,000 children for which to allocate federal dollars. Census data is the most concise method available today to accomplish this. This data will help plan for meeting the most critical

educational needs of children. She stated that her office has approximately \$60 million from the Department of Education to fund 263 programs each school year. An accurate count may get adult education programs reinstated. Title I is another area where census data are used to determine the needs of the neglected and delinquent American Indian and Alaska Native students. For the first time since 1994, discretionary money is available for two programs for Indian children, including a development program to train educators. In Minnesota, 60 public schools and some tribal schools are funded.

**Duane Hall, Division of Native American Programs, Employment and Training Administration, Department of Labor**, discussed how the Department of Labor uses census data to disburse funds. Funding received from Title 4A amounts to about \$54 million. Allocations are determined by reviewing the total number of Native Americans in the United States within each tribe or service area and calculating the percentage of economically disadvantaged and unemployed.

From 1980 to 1990, census data for the Mille Lac Reservation increased their funding from approximately \$186,000 to \$251,000. Also, a grantee lost a substantial amount of money, about 50 percent of their funding, due to census data. This points to the importance of an accurate count. If census data shows more Native Americans, \$53 million will be divided among all tribes.

**Brenda Holmes, Decennial Specialist, U.S. Census Bureau, Washington, DC, and Tom Beaver, Partnership Coordinator, Kansas City Regional Census, Muscogee (Creek) Nation**, discussed the Census in Schools Program as an effort to help promote family awareness of the census and to encourage parents to sit down with their children to fill out the census forms and mail them back. The packet was put together in cooperation with Scholastic, Inc. They told the conference that to request a package, to fill out the attached postcard, any teacher or organization can request this information and it will be sent to them free of charge. Those who have sent in the postcard will receive two newsletters - one in November, and another in

9:00 - 9:45	Tribal Leaders Luncheon - Anishinabe Nation Eddie Whelanoff, Chair, Red Lake Reservation & Chair, Minnesota Indian Affairs Council Duffler Bus, Chair, Upper Sioux Indian Community Fred Thomas, Chair, Kickapoo Tribe
9:45 - 10:00	Break - Exhibits tables open for questions and answers
10:00 - 10:45	Partnership Program - Anishinabe Nation Joe Grier, Muscogee Partnership Team Leader Dor Ann Alexander, Oklahoma Partnership Specialist Clyde Akimay, American Indian Alaska Native National Advisory Committee
10:45 - 11:50	Congressional Efforts on Reservation and Urban Areas - Anishinabe Nation Margaret Duggan, Partnership Specialist, Minnesota Milton Giesler, Leech Lake Reservation Carmel Takahashigawa-Urban Area
11:30 - Noon	Open House - Anishinabe Nation Joe Grier, Muscogee Partnership Team Leader Henry L. Pankala, Research Director
Noon	Reception - Anishinabe Nation



January. Included in this packet is a large 4 x 6 foot wall map of the United States, and curriculum for grades K-4, 5-8, and 9-12. In addition to the packet, a special map was developed showing state and federally recognized reservations and statistical facts. This map is being sent to all Bureau of Indian Affairs tribal schools, and public schools with a large American Indian population.

The Census Bureau is also working with the Office of Indian Education, the Department of Education, the Bureau of Indian Affairs, and the National Indian Education Association to promote special census outreach programs. In South Carolina, the Census Bureau is working in cooperation with adult education and curriculum specialists to produce booklets and census products for the Adult Literacy Program. A Head Start packet is currently under development.

They discussed that for the first time, because of extensive funding, the Census Bureau has been able to expand advertising efforts. It is still part of Partnership, the part where the Census Bureau can help educate, motivate and inform people about the census through advertising. In 1990, there was a public service campaign. If people stayed up through the night, they may have seen some of the ads. For Census 2000, the advertising campaign will include television, radio, print, and out-of-home, which is what advertisers call billboards. Because of the diversity of the American Indian community, the advertising will reflect that diversity, particularly through radio and print. To reach the American Indians living in urban areas, the ads will also appear on television and radio through regular urban outlets. Examples of the themes: coming together for a powwow; the importance of generations, using images of Chief Joseph, Sitting Bull, Geronimo, and their descendants; and the Circle of Life logo. This is the first time that the Census Bureau has agreed to use a logo to depict any one particular ethnic group.

**Marietta Selmon-Gumble, Recruiting Coordinator, and Harvey Uken, Assistant Recruiting Manager, St. Paul Local Census Office, Kansas City Regional Census Center,** explained that their presentation focused on three areas: where the census is at the national level, what has and what will be accomplished on a local level, and to receive feedback from attendees.

They discussed the current status of recruitment activities.

*Census 2000 American Indian and Alaska Native Program*

As of June 1999, more than 750,000 people have been recruited and tested. Of that pool, 135,000 people have been hired. Of the hired personnel, 5,000 have been welfare-to-work recipients. To ensure this group of workers reflects includes all communities, the census has targeted particular populations. This targeted effort includes all racial groups, retired people from the federal workforce and military, welfare-to-work recipients, full-time and part-time employees, and unemployed persons.

They stated that management positions are still available. The bulk of the jobs will not become available until the spring of 2000, which will be for enumerator positions. Recruiting on the reservations and putting a recruiting assistant on each reservation is a high priority. The methods used to get the word out that there are jobs available have been through newspapers, radio, *Native American News*, flyers, and word of mouth. "We know

that everyone is working fervently to get their recruiting plans in gear and to actually start implementing these plans."

**Tribal Leaders Forum**  
Participants: **Bobby Whitefeather, Dallas Ross, and Fred Thomas**

**Bobby Whitefeather, Chairman, Red Lake Reservation,** stated that he has been acting tribal chairman for 5½ years and was the tribal secretary during the 1990 Census. In 1980, the tribe was attempting to have a complete count of their tribal members, and this did not work. The Census Bureau is trying

to make this work through media and the education campaign. Over the years, the diversity of tribes and the flexibility of sharing personal information has increased. "Of course, everything is not perfect. But we have worked beyond personal differences that hinder progress and have come up with a very good survey of our economic profile."

**Dallas Ross, Chairman, Upper Sioux Indian Community,** stated he is somewhat encouraged at the progress the Census Bureau and the Department of Commerce are making. He is concerned about tribal members who live off reservations and use tribal facilities. They are counted as American Indian to the benefit of the local jurisdiction, but not to the benefit to his reservation. "If someone is listening from the Census Bureau and if they are sincere in trying to do something right for a change, make sure that it does change in 2010. Hopefully



*Duano Hall and Barbara Warner listening to opening remarks*



if the count is done right, we will get some help from the federal government.”

**Fred Thomas, Chairman, Kickapoo Tribe**, stated that tribes are caught in political battles, including urban versus rural, and Indian Country versus reservation. “There are no good numbers. Hopefully, this will be a turning point and these comments will be taken well into the next decade. We just need to make sure that we are heard. Tribal leaders are talking about the sovereignty rights of tribes to exist as a Nation within a Nation. We are here to speak out on behalf of our people, which includes the newborns and elders that are a part of our culture.”

**Joe Geary, Partnership Team Leader, Kansas City Regional Census Center, Turtle Mountain Chippewa**, focused on the partnership program. The Tribal Governments Liaison Program was discussed with reference to the handbook. “The next presentations are from tribal members who are actively participating. Each will discuss their efforts to use as examples and/or suggestions in forming partnerships.”

**Mike Goze, City of Minneapolis, Complete Count Committee**, began with a story when he was a child. This story reminds him of the census. He went on to tell of an encounter at a casino where an enumerator said he was the “census man.” He told a man in the casino, “Do not forget to fill the form out.” The man was reluctant because of his fear of the government. After the enumerator explained confidentiality and how not being counted will affect him through programs, and the man said he would fill out the form and tell everyone else to do the same.

Mr. Goze is a member of the Complete Count Committee for the city of Minneapolis. His group represents the American Indian communities. He discussed their efforts and successes of promoting Census 2000. The most important message is for everyone to get involved and talk about the census.

**Rose Crookedfoot, Director, Indian Employment & Training Program, Iowa**, stated that three years ago the state of Iowa received funding for an Indian

office. She went to Marshal Town and the officials said there was no need because there were no Indians in that area. She did not believe this and went to the library and reviewed census reports. From the 1990 Census, there were more than 2,000 Indians in Iowa. She knew there were many more and stressed how important it is for everyone to be counted.

Some suggestions included: informing the youth and elders, forming Tribal Complete Count Committees, partnering with organizations, talking about the census, talking about available jobs, educating, and networking. “This is what works.”

**Diane Lemon White, Census Administrator for Census 2000, state of Minnesota**, stated that race is such a difficult subject to discuss. Particularly when it is in reference to Census 2000. “How can we self identify if there is more than one race in the lineage. This is very troubling in most communities of color because we do not know how we will be counted even though we can self identify. The important message is for individuals to decide how they want to be represented.”

“It is important to obtain an accurate count for the communities of color which are historically undercounted. Barriers must be broken down, the level of distrust must change and gaining confidence of your communities should be a goal.”

**Dee Ann Alexander, Partnership Specialist, Kansas City Regional Census Center, Cheyenne-Arapaho**, stated that the Kansas City Regional Census Center conducted a conference in Oklahoma earlier. After the conference ended, the tribal officials and tribal liaisons were excited. The tribes have committed to developing their own promotional items. Meetings were committed to discuss the census operations and promotional efforts.

The urban areas in Tulsa are very active with Census 2000. Because of the census numbers, they have two brand new health facilities. These are examples which can help the tribes of Minnesota.



*Curtis Zurigha responding to a question about the American Indian and Alaska Native Census Advisory Committee.*



*Discussion between attendees about enumeration methods on tribal lands.*



*Presenter discussing geography program with conference participant.*

"Use some of the suggestions to promote the census, such as: tribal newspapers, local radio stations, and form partnerships with your local organizations."

**Marquerite Despain, Partnership Specialist, Kansas City Regional Census Center, Leech Lake Band**, stated that this session was focused on the Tribal Complete Count Committee Program. The Tribal Governments Liaison Program was discussed with reference to the handbook. Below are presentations from tribal members and census staff.

**Milton Gotchie, Tribal Liaison, Leech Lake Band of Ojibwe**, briefly touched on the standard enumeration process in urban areas and how people will be counted. Within that structure there are various subgroups and subcommittees of the Tribal Complete Count Committee. The American Indians are one of these groups.

"As a city planner, I could not be able to perform my job without census data. In the city of Minneapolis during the 1990 Census, the undercount was 1,403 people. These people would have filled 280 three-bedroom homes. There were 740 children who could have been taught by 43 full-time teachers. Most of the undercounted were children. For their sake we need to stand and be counted. They are the ones who are going to lead us on the path to the promise land of hope and opportunity for the new millennium. As we say in Minneapolis, 'Come to your census'."

**Mary Goggeley, Director of Planning, Leech Lake Band**, gave examples of what the tribe has been involved in to work with the Census Bureau and as a member of a Tribal Complete Count Committee:

- Participating in census trainings for various operations.
- Assisted with testing and training tribal members.
- Offered office space for the Census Bureau.
- Reviewed and corrected maps.
- Provided a census booth at the powwow.
- Visited 13 communities on the reservation to discuss and answer any questions on the census.

*Census 2000 American Indian and Alaska Native Program*

"The tribe wants to ensure that there is representation in legislation. One way to achieve this goal is to have everyone be counted."

## Questions and Answers

*Question 1* - Do you share the census count with the Bureau of Indian Affairs?

*Answer 1* - We share the counts with everybody.

*Question 2* - How will we use the counts for Indian programs?

*Answer 2* - The type of statistical breakdown needed for the American Indian and Alaska Native population will be available through the American FactFinder\*. We will be discussing this program during the conference.

*Question 3* - If I am a member of Red Lake Ojibwe but I live in Minneapolis, will I be counted on the Ojibwe reservation?

*Answer 3* - You will be counted where you live on Census Day.

*Question 4* - If we have a recommendation to improve the questionnaire, can we submit our recommendation, or are we past that point?

*Answer 4* - We are past that point. In fact, we started printing the 426 million questionnaires in July 1999.

*Question 5* - Currently the Prairie Island Reservation has lands which are being placed in trust. How are the lands accounted for?

*Answer 5* - The boundaries in effect as of January 1, 2000, will be accounted for in the census.

*Question 6* - Will counties and states have the responsibility to review tribal government boundaries?

*Answer 6* - No, the tribes have responsibilities for review of American Indian area boundaries.



*Tom Beaver, Kansas City Partnership Coordinator, Master of Ceremony, concluding the conference.*

*Question 7* - People need very clear instructions on how to fill out the race question. Would I write Chippewa and White Earth in this entry to represent both tribes?

*Answer 7* - You and your tribal council should discuss how each tribal member should complete this item to properly represent your tribe.

*Question 8* - Is there a background check on each applicant?

*Answer 8* - Yes, that is one of the requirements for all census jobs. Each employee must pass a background check.

*Question 9* - It was mentioned earlier that each state is now irrelevant in the process of determining boundaries for tribal governments. The tribal government will be contacted as to what their boundaries are. Is this correct?

*Answer 9* - For tribal areas, we go directly to the tribes to get boundaries.

*Question 10* - Is the Confidentiality Oath the reason why immigrants are fearful that they will be deported?

*Answer 10* - Recently the Immigration and Naturalization Service released a press statement indicating they would not be conducting any raids during the census period. Partnership specialists will work with the communities and local trusted leaders to ensure them we are only taking the census and this information is confidential.

*Question 11* - Will the census be getting a 1-800 number for the Moorehead office?

*Answer 11* - Yes, we will have a toll-free number available at all Local Census Offices starting the week of October 1, 1999.

*Question 12* - Will the number of recruiting positions depend on the size of the area covered? Or is everyone limited to a set number?

*Answer 12* - Each Local Census Office has been assigned eleven recruiting assistant positions.

*Question 13* - If I worked on the 1990 Census, will I have to reapply for Census 2000?

*Answer 13* - Yes, you will have to reapply.



*Attendees listening to presentation on the Tribal Complete Count Committee Program.*

### Onamia Census 2000 Tribal Conference Attendees

Name	Tribal Affiliation/Organization	Name	Tribal Affiliation/Organization
Gordon Adams Jr., Dist. 1 Rep	Bois Forte Band of Chippewa	Sharon Romano, Staff Assistant	Minnesota Indian Affairs Council
Ken Badboy, Enrollment Specialist	Chippewa-White Earth Reservation	Roy James Roberts	Minnesota Indian Urban Advisory Council
Jason Holliday, Economic Planner	Fond du Lac Reservation	Francis Fairbanks, Executive Director	Minneapolis American Indian Center
Aquila Tilton, Tribal Liaison	Iowa Tribe of Kansas and Nebraska	Brad Hamilton, Liaison to Governor	Native American Affairs - Kansas
Fred Thomas Sr., Chairman	Kickapoo Tribe in Kansas	Steven Campbell, Ombudsman	American Indian Families - State of Minnesota
Dee Fairbanks, Deputy Director	Lake Band of Ojibw	Latone Donelin, Director	Prairie Band of Potawatomi
Lawrence Bushanon, Land Use	Lake Superior Chippewa	Planning & Environmental Protection	
Milton Gotchie, Planning Aide	Leech Band of Ojibwe	Denny Delge, Board Chairman	Spirit Four Indian Center - Kansas
Fay Zaske, Tribal Administrator	Lower Sioux Indian Community in Minnesota	Susan Seal, Publisher	The White Buffalo Gazette, Inc
Linda Burr, Human Resource Dir.	Osage Tribe	Joanne Stately, Senior Program Officer	The Saint Paul Foundation
Ted Moore, Education Director		Leona Ratsch, Adoption Worker	Upper Midwest American Indian Center
Linda Bodeau, Planning Director	Red Lake Band of Chippewa Indians		
Dallas Ross, Tribal Chairman	Upper Sioux Community		
Joseph Lagarde, Arc Hivest	White Earth Reservation		
Clyde Bellecourt, President	A/OIC Heart of the Earth Peace Maker Center & Legal Center		
Peggy Bellecourt			
Sabula Ramaeker, Supervisor	American Indian Children & Family Services		
Dawn Jordan, Director	Indian Employment and Training, American Indian Council		
Mona Perry, Administrative Asst			
Bridget Saice Childs, Liaison	Contracts & Grants for Prairie Island		
Donald Bibeau, Assistant Professor	Department of Social Work, Metro State University		
Kristin Thomas, Director	Eastern Shawnee Tribe of Oklahoma		
Preston Topanhote	Eagle Talon Brother		
Ed Smith, Vice-President	From The Four Directions		
Donna Anderson, Director HRD	Grand Portage		
Brenda Germann, Special Project Coord.	Green Institute		
Melanie Thompson, Director	Horizons Unlimited, Division of Indian Works		
Barbara Warner, Director	Indian Affairs for Oklahoma		
Rose Crookedfoot, Director	Indian Employment & Training Program		
Avis Poupert, Director	Leech Lake, Twin Cities Office		
Jerry Northrup, Director	MEC Indian Family Services		
Sharon Day, Executive Director	Minnesota American Indian AIDS Task Force		
Richard Antell, Executive Director	Minnesota American Indian Chamber of Commerce		

## Intertribal Governments Program

In past censuses the American Indian and Alaska Native populations have been traditionally undercounted. In the 1990 Census for American Indian and Alaska Native populations both on and off reservations, the total overall undercount was 4.5 percent. Programs developed to reach this population aimed to reach only the federally recognized tribes. In order to improve the 1990 Census undercount, the Census Bureau recognized the necessity to develop a program to promote awareness to American Indian and Alaska Natives living on and off reservations. For the first time in the history the Census Bureau created the Inter-Tribal Governments Program to reach this important group.

### Urban Program

The Census Bureau recognizes the necessity of reaching American Indian and Alaska Natives living off reservations. The purpose of this program was to reach those individuals living in rural and urban communities.

The success of the American Indian and Alaska Native Program relies on partnerships developed with the highest officials of organizations working with the American Indian and Alaska Native populations. The objectives for this program include the following:


- To communicate the importance of and promote the American Indian and Alaska Native Program among rural and urban organizations.
- To work with rural and urban organizations to encourage involvement with the outreach and promotional efforts during Census 2000.
- To encourage organizations to discuss all census activities with recipients of their organization.
- To place the Census Bureau on agendas for meetings, conferences, and special events.
- To ensure that Questionnaire Assistance Centers and Be Counted sites are established within urban and rural organizations with a large American Indian and Alaska Native population.
- To ensure that each organization's highest official is invited to attend the Census 2000 Tribal Government Conferences or the National State Recognized Tribal

Page 90

Conference. The purpose of these conferences is to develop partnerships, participate in discussions, and review all Census 2000 activities.

### American Indian and Alaska Native Handbook

The handbook was developed for state-recognized tribes, nonrecognized tribes, and all organizations representing the American Indian and Alaska Native population living off of reservations. The *American Indian and Alaska Native Handbook* informs viewers of all Census 2000 activities in a simplistic, colorful, culturally respectful, and easy to follow format.



The American Indian and Alaska Native Handbook.

Census 2000 American Indian and Alaska Native Program

## Promotional Materials


Promotional materials are a key instrument for all Census 2000 outreach efforts. These items were developed for the following reasons:


- To educate and remind the audience to participate in Census 2000.
- To reach the entire American Indian and Alaska Native population and deliver quality products to educate American Indians and Alaska Natives on the importance of completing the Census 2000 questionnaire.
- To distribute promotional materials to all conferences, meetings, public arenas, Road Tour, and educational facilities.
- To insure that materials are available to all American Indian and Alaska Native populations, and that these materials respect the diversity among each federal, state, or nonrecognized tribe, as well as populations living off reservations.



*Junior Portfolio*

*Below are examples of promotional items produced for the American Indian and Alaska Native Program.*






Examples of promotional materials.


### Census in Schools Program

This program was designed to reach families through the children. Take-home materials were developed to promote discussion of Census 2000. Census in Schools in conjunction with the American Indian and Alaska Native Program developed an American Indian and Alaska Native tribal land map with population facts using the 1990 Census data. To further add to the quality of this

program, the American Indian and Alaska Native Program developed additional promotional materials to reach school age children.

The Census in Schools American Indian and Alaska Native Map.





Various examples of promotional materials.

### National American Indian and Alaska Native Video

In collaboration with the Public Information Office and the American Indian and Alaska Native Program, a national video was developed and produced for tribal leaders, directors of organizations, schools, and Road Tour participants. This video was used at meetings, conferences, media blitzes, and any other forums used to discuss the importance of Census 2000. The video consisted of respected tribal leaders and directors of programs working with this population. The footage was filmed at each of the conferences and various


events throughout the United States.

### Logo and Tagline

The American Indian and Alaska Native culture works through artistic methods. Therefore, for the first time in the history of the Census Bureau, an official logo and tagline was developed for all promotional materials. The logo and tagline was drafted by the American Indian-owned company, g&g advertising. The drafts were ultimately approved by the American Indian and Alaska Native Census Advisory Committee and each of the Regional Census Center's tribal partnership specialists. The chosen logo respected the diversity of all tribes. The colors were red, black, and white. The logo includes two feathers forming a circle around the words "Census 2000." This design represents the "Circle of Life," which is a belief respected by all American Indians and Alaska Natives. The tagline states, "Generations are counting on this. Don't leave it blank." This logo and tagline adorn all materials produced for the American Indian and Alaska Native populations.

### Fact Sheets

Fact sheets are an essential element to deliver messages to the public. Therefore, five fact sheets were developed for the American Indian and Alaska Native populations. The fact sheets were reviewed and approved by the American Indian and Alaska Native Census Advisory Committee and the Regional Census Center's tribal partnership staff.



The confidentiality poster.

### Posters

#### Confidentiality Poster

In addition to the awareness posters, a confidentiality poster was developed for the American Indian and Alaska Native populations.





Above and below are examples of the American Artist Series.

**The Steps Poster**


This poster was developed to show the three simple steps to filling out the census form. This was used in conjunction with the poster-size questionnaire during outreach opportunities.

**Awareness Posters**

In conjunction with the promotional items developed for the American Indian and Alaska Native Program, two awareness posters were produced. One poster represented the American Indian population, the other represented the Alaska Native population. The American Indian poster was selected by the Census Advisory Committee on the American Indian and Alaska Native populations from the National American Museum, Smithsonian Institution. The Alaska Native poster was selected from the Alaska Native Heritage Center, also by the Advisory Committee.

**g&g Posters**

The firm, g&g advertising, produced various materials for the national advertisement campaign geared to the American Indian and Alaska Native population. The Census Bureau printed four of the American Indian and Alaska Native print advertisements as posters. The selected posters represented the history and youth which is a strong part of the American Indian and Alaska Native culture.





Examples of g&g advertising posters.

### State-Recognized Tribal Program

The Census Bureau worked with federal, state and nonrecognized tribes and recognized the cultural and uniqueness of each tribe. For the first time in history, a program was developed to work specifically with the state-recognized tribes. Through this program, the Census Bureau worked with the tribes through partnerships, a key element to achieve the most accurate census possible.

The Census Bureau requested from the highest-elected official a point of contact for each tribe. This individual works closely with the Census Bureau to assist with all the activities occurring on tribal lands. Some of the activities are the outreach and promotion efforts, recruitment for census jobs, enumeration planning and assistance, and post-census activities. The tribal contact also worked closely with census staff including partnership specialists, Local Census Office managers, Regional Census Center geographers, and other staff.

The objectives for this program included the following:

- To increase participation of tribes with all Census 2000 activities.
- To work with tribes to increase effective management of each program with minimal interruptions and respect the culture and diversity of each tribe.
- To increase the knowledge and understanding about the importance of tribal members answering the census and the benefits through federal and state fund allocations.

### American Indian and Alaska Native Handbook

Understanding the busy schedules of tribal leaders and the multiple positions many tribal contacts occupy, a handbook was developed as a resource to review, in a quick manner, all Census 2000 activities. The *American Indian and Alaska Native Handbook* was designed for easy reference, depicting colorful borders and clip art respectful to all tribes.

### National State-Recognized Conference

The American Indian and Alaska Native Program held a National State-Recognized Conference for all state-recognized tribes and representatives of urban American Indian and Alaska Native organizations throughout the United States. The purpose of this conference was to discuss census operations and strategies for conducting outreach activities and provide geographic and recruiting assistance. Also, partnership specialists from each region collaborated and developed relationships with attendees.

### Conference Location

The conference was held on the Seminole Reservation at the Miccosukee Seminole-owned hotel located in Tampa, Florida. The Seminole Reservation is a federally recognized tribe.

### Attendees

The following groups attended this conference:

- Each highest-elected official or their representative was invited to the conference.
- Representatives from urban organizations which were unable to attend one of the other ten conferences.
- Members of the Department of Commerce, the Atlanta Regional Director, and presenters from various Census Bureau departments.
- Invited speakers from respected tribes and organizations.
- Census Bureau tribal partnership specialists from each Regional Census Center.

## Tampa, Florida September 28, 1999

### Summary of Presentations

**Thurman Bear, Partnership Specialist, Detroit Regional Census Center, Member of the Bear Clan, Ojibwe Nation, the Lac du Flambeau Band of the Lake Superior Chippewa**, was the Master of Ceremony and welcomed attendees to the first National State-Recognized Tribal Conference.

**Bobby Henry, Medicine Man of the Seminole Tribe**, gave the opening prayer in the Seminole language.

**James F. Homes, Regional Director, Atlanta Regional Census Center**, stated that the challenges of the last decennial census of this millennium includes counting an estimated 275 million people that move around, speak different languages, have different cultures and different lifestyles, and live in different places. Historically, these groups have been undercounted at a rate much higher than the non-Hispanic White population and this creates a dilemma. The Census Bureau has asked for advice and council from diversified organizations and groups. Every effort has been made not to repeat the same mistakes that were made in the past and to ensure we do not run the risk of missing American Indians at a rate that is equal or higher than 1990. Therefore, it is very important that we have local people working for us, conducting the census in such a way that tribal members are motivated to participate. With continued advice and counsel, we will carry this message to every single state and every local community


nationwide. The census is the only activity in this country that is all inclusive.

**Priscilla Sayen, Seminole Tribe**, told the history of her tribe. The Seminole Tribe is comprised of five locations throughout Florida. The growth began 12 to 13 years ago. The languages spoken consist of Miccosukee and Creek, which are known as the Cow Creek language.

**Gregory Richardson, a member of the Census Advisory Committee on the American Indian and Alaska Native Populations, Executive Director, North Carolina Commission on Indian Affairs, Haliwa-Saponi Tribe**,

stated that the Census Bureau has taken upon itself, as a policy, to make sure that Indian people in the United States are counted regardless of where they live. In 1990, the Census Bureau showed that over 62 percent of the American Indian population resided off reservations. All agencies should look at what the Census Bureau has done and use it as a model to make sure that Indian Peoples' concerns are addressed. He stated that the Census Bureau is providing us with an opportunity to come together to obtain and share information. This

is the first time the Census Bureau conducted a conference for state-recognized tribes, rural and urban Indians. The Census Bureau has made sure that their policies included our reservations, our communities, the urban areas, and the characteristics and the diversity of all. Many of the issues have been addressed throughout the years in terms of preparing for Census 2000. We are able to assist with procedures to guide the Census Bureau to achieve the



**Census 2000 State Tribal Conference Agenda**  
Four Points Hotel  
Tampa, Florida  
September 28, 1999

**Tuesday, September 28, 1999**

Master of Ceremonies: Thurman Bear, Detroit Regional Office

7:30 AM	Conference Registration, Travel Desk and Continental Breakfast
8:00 AM	Welcome by James F. Holmes, Regional Director, Atlanta Region
8:15 AM	Invocation and Opening Ceremony
8:45 AM	Presentation from Chairman of Seminole Tribe
9:00 AM	The Impact of Census 2000 on the 21st Century Dr. Robert J. Shapiro, Undersecretary for Economic Affairs, U.S. Department of Commerce
9:15 AM	Introduction to the American Indian and Alaska Native Program Sydney Chaitin-Reynolds, Program Manager
9:30 AM	Presentation by Gregory Richardson, American Indian and Alaska Native Race and Ethnicity Advisory Committee
9:45 AM	Presentation by Jack Jackson, Jr. African American Race and Ethnicity Advisory Committee
	-- Break --
10:20 AM	Confidentiality Video
10:25 AM	Swearing in Ceremony
10:30 AM	Complete Count Committee Program Seattle Regional Census Center

most accurate count possible. "The bottom line is that we want to be certain that our communities are completely counted. It will be another 10 years before we have another opportunity. We must not be undercounted again."

**Pat Arnould, Deputy Director, Office of Indian Affairs, Office of the Governor, State of Louisiana,** announced that the Census Bureau wrote to the tribes in Louisiana explaining confidentiality, the importance of being counted, what they can do to help, and the need for support. Training workshops were held for tribes to enable them to understand the importance of being counted. Several of the tribes have agreed to hold council meetings to discuss the meaning of the census, the importance of being counted, and what the census means to their community. Arnould stated, "It is time that we took a stance and raised our pens and pencils and filled out the census forms to be counted."

**Wilfredo Sauri Garcia, Supervisory Decennial Specialist, U.S. Census Bureau, Washington, DC,** discussed activities that have occurred to prepare for Census 2000. One of the first activities included listing housing units across the United States. We worked with the U.S. Postal Services and local governments to ensure accuracy of the address lists. He stated that this accurate list will be used to mail out the questionnaires to households with good mailing addresses. There will be a census toll-free 800 number available to request a census form or to ask questions. Census forms will be available in English, Spanish, Vietnamese, Chinese, Korean, and Tagalog. There will also be Questionnaire Assistance Centers with staff to assist with completing the questionnaire.

**Carol Foley, Decennial Specialist, U.S. Census Bureau, Washington, DC,** discussed the American FactFinder\*. It

is a new data access and dissemination system that provides useful facts and information about your community, your economy, and your society. This new system allows the user to find and retrieve information from one of the Census Bureau's largest data sets. You can browse, search, view, print, cross tabulate variables to customize reports and download into comma and tab delimited ASCII files, as well as Microsoft Excel. American FactFinder\* became available March 15, 1999, and additional data and functionality is being added on a


continuous basis. You will be able to find the American FactFinder\* on the Internet, at [www.census.gov](http://www.census.gov). There is also a brochure available. All of the data that comes from Census 2000 will be on the Internet. There will also be publications and CD-ROMs. There is another handout that is called the Community Profile. With this you can pull up different cities, reservations, and towns and receive a community profile for your area. Right now, the information is from the 1990 Census. But when Census 2000 data becomes available, the community profile will be updated with this information.

Foley announced that American Community Survey data are coming out, and there are certain

areas where you can obtain information under the Population and Housing Facts, called Quick Tables.

**Jeff Redden, Geographer, U.S. Census Bureau, Washington, DC,** discussed how geography plays a big part in determining the size and shape of each jurisdiction. There are two geographic programs that are for the state recognized tribes:

The State Designated American Indian Statistical Areas Program is a new program, developed for Census 2000, at the request of the American Indian and Alaska Native Census Advisory Committee for state-recognized tribes



10:45 AM	Distribution of Gift Bags
11:00 AM	Lunch (on your own) Exhibits Open
12:30 PM	Break-Out Sessions
	<b>Group 1</b> Data Products, American FactFinder*, Geography, and Enumeration
	<b>Group 2</b> Census in Schools, Advertising, and Partnership Program
	<b>Group 3</b> Recruiting, Race and Ethnicity Tabulation, Questionnaire Assistance Center and Be Counted sites, and Complete Count Committees
3:30 PM	Question and Answer Session
4:00 PM	Concluding Remarks

without reservations. The purpose is to offer an opportunity to delineate the geographic area the tribal government believes will provide them with the most useful statistical data. This program represents an area where a concentration of tribal members live or where there is an identifiable tribal activity.

Redden stated that for state-recognized tribes without reservations, the Census Bureau will work with a state appointed contact to define the state-designated American Indian area. There are 13 states that have at least one state-recognized tribal government confirmed by the governors of those states. This is not to say that this is the definitive list of state-recognized tribes. But rather, these tribal governments meet the criteria proposed by the Census Bureau for participation in the state-recognized program. If any one knows of any other reservations that have come into existence between the 1990 Census and now, please contact your Regional Census Center.

**Claudette Bennett, Chief, Racial Statistics Branch, U.S. Census Bureau, Washington, DC,** stated that most people believe that it is the Bureau of Census that defines how race is depicted. The Office of Management and Budget defines the five racial categories that all federal agencies must use when collecting information on race and ethnicity. The five categories are American Indian/Alaska Native, Black or African American, Asian, Native Hawaiian and other Pacific Islanders, White, and some other race. One new development for Census 2000 is that the federal government allows individuals to report more than one race. She stated that this change came as a result of increasing racial and ethnic diversity over the past 10 or more years.

Bennett stated that in 1990 there was a separate category for Eskimos and Aleuts on the race question, resulting in three check-off boxes that one could fill. You could fill the American Indian box and write in your tribal affiliation, or you could fill in Eskimo or Aleut and no tribal affiliation. This was changed for Census 2000. The American Indian and Alaska Native were combined, and there are instructions to print the name of one's enrolled or principle tribe.

The census is based on self-identification. Multiple tribal or multiple village entries can be entered. It is possible to write in two villages, two tribes, or two corporations. The

American Indian and Alaska Native population is the only racial population in the United States where the government has a one-on-one relationship between count and the dollar amount that comes back to your community. "You will have basic information available in order to justify the reason for your request in your grant applications. A complete and accurate count will allow you to better market your industry or better market your village products."

**Brenda Holmes, Decennial Specialist, U.S. Census Bureau, Washington, DC,** discussed the Census in Schools Program as an effort to help promote family awareness of the Census and encourage parents to sit down with their children to fill out the census forms and mail them back. The packet was put together in cooperation with Scholastic, Inc. To request a package, fill out the attached postcard. Any teacher or organization can request this information and it will be sent to you free of charge.

Those who have sent in the postcard will receive two newsletters, one in November and another in January. Included in this packet is a large 4 x 6 foot wall map of the United States, and curriculum for grades K-4, 5-8, and 9-12. In addition to the packet, a special map was developed showing state and federally recognized reservations and statistical facts. This map is being sent to all Bureau of Indian

Affairs tribal schools and public schools with a large American Indian population.

Holmes stated that the Census Bureau is also working with the Office of Indian Education, the Department of Education, the Bureau of Indian Affairs, and the National Indian Education Association to promote special census outreach programs. In South Carolina, the Census Bureau is working in cooperation with adult education and curriculum specialists to produce booklets and census products for the Adult Literacy Program. A Head Start packet is currently under development.

**Tom Beaver, Partnership Coordinator, Kansas City Regional Census Center, Muscogee (Creek) Nation,** stated that for the first time, because of extensive funding, the Census Bureau has been able to expand advertising efforts. It is still part of Partnership, the part where we can help educate, motivate, and inform people about the census through advertising. In 1990, there was a public service campaign. If you stayed up through the night, you may have been able to see some of the ads. For Census



Participants receiving assistance with geography questions.

2000, the advertising campaign will include television, radio, print, and out-of-home which is what advertisers call billboards. Because of the diversity of the American Indian community, the advertising will reflect that diversity, particularly through radio and print. To reach American Indians living in urban areas, the ads will also appear on television and radio through regular urban outlets. Examples of the advertising themes include: coming together for a powwow; the importance of generations and being able to use images of Chief Joseph, Sitting Bull, Geronimo, and their descendants; and the Circle of Life logo. This is the first time that the Census Bureau has agreed to use a logo to depict any one particular ethnic group.

**Dee Ann Alexander, Tribal Partnership Specialist, Kansas City Regional Census Center, Cheyenne-Arapaho,** discussed partnership efforts by tribal governments in the State of Oklahoma. She stated that tribal council members who work at colleges, hospitals, and other businesses are asked to find the movers and the shakers in their communities and urge them to partner with tribes. They are getting out and spreading the word. There are several elections this year in the state of Oklahoma and many of the nominees are plugging Census 2000. The tribes in Miami wanted to get the word out in their communities to assist with recruiting efforts. The *Wichita Tribal Newsletter* is including articles about the census and recruiting ads for American Indians. Bingo Halls are buying advertisements for their bingo games. American Indian groups are in every college in Oklahoma. "Have your tribal partnership specialists visit every college and school. Get your people out there. Get the word out to American Indians in your areas with the message for the people to fill out their census forms and be counted."

**Patrick Clark, Tribal Partnership Specialist, Charlotte Regional Census Center, Lumbee,** stated that the number one goal for Census 2000 is to make sure every American Indian is counted. American Indians that do not live on reservations must realize how important Census 2000 data will be for the programs available in their areas. You can help by going to your Indian organization and association and make sure that they know about Census 2000. Let them know how important it is that everyone is counted, and to identify themselves as an American Indian and name their tribe. There should not be one Indian in your community that does not know about April 1, 2000, and

how important it is to fill out their census form. Your future is the children's future. Your community's future is the children's future. Go to your Indian Center and tell them about the census. Get them ready to come up with a complete plan on how they will attack a 10 year future. It will be worth it for you to stop what you are doing today and plan for tomorrow. Their future is in your hands.

**Lynn Holder, Partnership Specialist, Seattle Regional Census Center, Colville Tribe,** discussed the Tribal Complete Count Committee, a strategy that the Census Bureau is promoting so that communities can become more empowered. We want the voices in your community to be heard. One of the goals of the Tribal Complete Count Committee is to pull people together from all walks of life. Your common goal must be to establish objectives, making sure that they are realistic in the efforts of improving the undercount from the 1990 Census. Everyone must remember that when you complete your



Lynn Holder speaking about the Tribal Complete Count Committee Program.

questionnaire, it is equal to your vote. Involve your spiritual leaders, religious groups, educators, head start and preschool teachers, and business leaders. In urban areas make sure that someone from the city and county is assigned to serve on the Tribal Complete Count Committee to have a voice for the urban American Indian population. When you are establishing your Tribal Complete Count Committee, start developing a list of the people you want to invite. Make sure that you have access to a partnership specialist and have them help facilitate your meetings. Try to get scheduled on the calendars of board meetings and organizational meetings. Plan workshops that include media representatives. It is very important to remember that your message, when you are developing that Tribal Complete Count Committee, is to share with each member that it is up to us to partner together to take responsibility for our American Indian response rate. "As American Indians, we need to reclaim our identity with pride."

## Questions and Answers

**Question 1** - What about those states that do not recognize Indian tribes, other than federally recognized tribes, such as the state of Florida?

**Answer 1** - American Indians will be counted through self-identification, regardless of whether they are federal, state, or nonrecognized tribes.

**Question 2** - What about their land base? Specifically, is land that has been purchased by the tribe and is not a trust land included in official tribal boundaries?

**Answer 2** - We would not be able to represent that land area in any form of a geographic definition.

**Question 3** - If someone lives in Florida and is a member of a tribe in Alabama, will the count give credit as an Indian in Alabama?

**Answer 3** - You write in the information where you are. It doesn't matter whether you live in Florida and belong to a tribe somewhere else.

**Question 4** - What about people who's great-grandmothers and great-grandfathers were Indians and did not belong to a tribe? Can the ancestors claim they are American Indian?

**Answer 4** - The question is based on self-identification. If they identify themselves as an American Indian, they are counted as an American Indian. It is not up to the Census Bureau to say otherwise.

**Question 5** - How does a Native American tribe that is recognized by the state but has no geographic landbase get counted? When you're dealing in the community and don't have real estate and are spread out, how can we work with the geographic area of our tribe?

**Answer 5** - You can delineate contiguous areas and it will all be tabulated as one. If you have scattered concentrations of population, you can draw lines around those areas. It does not necessarily have to be a community as long as it is a concentration of tribal people.

**Question 6** - Should we advise our people to seek assistance in the area they live, although they identify with us?

**Answer 6** - Make sure they mark their tribe regardless of where they live. They will be included in the count for that tribe.

**Question 7** - I am wondering about the Census in Schools voucher. It says one per teacher, per grade. We have an Indian school that is small, but we combine several grades. Is there something that you could recommend?

**Answer 7** - You can ask your partnership specialist for

*Census 2000 American Indian and Alaska Native Program*

more of these information packets. You can order as many as you would like. One person can order materials for grades K-4, and another person can order materials designed for grades 5-8.

**Question 8** - I am working with a group of Indians that live on the border of a swamp in the rural area of the northwest Florida panhandle. You said there are monies coming to Indian people. Tell me what financial incentives accrue to non-federal Indians?

**Answer 8** - An accurate count is important to every community regardless of recognized or non-recognized affiliation. Funds are distributed to states, local, and tribal governments for programs. If counts are inaccurate, programs will go unfunded or monies will have to be made up by the state, local, or tribal governments. Likewise, if your community is

trying to get a subsidized child care center, an accurate count is needed to acquire the grant.

**Question 9** - My people enrolled last time with the census, but there were no changes in financial benefits primarily because federal laws are quite discrete about who gets what and how much.

**Answer 9** - The only thing the Census Bureau does is count people. We are not a funding agency. Federal funding agencies have their policies for disbursement. You will need to discuss this issue with that particular agency.

**Question 10** - What language do you have available? Do you have Creek language?

**Answer 10** - We have 49 different *Language Assistance Guides*, and six languages in which the questionnaire can be completed in. These languages are English, Spanish, Chinese, Korean, Vietnamese, and Tagalog. The Crow language is not included as one of these options.

**Question 11** - Where are your centers going to be located?

**Answer 11** - We do not know at this time. If somebody volunteers at a Questionnaire Assistance Center or a Be Counted site, we have entered that into a database. We



*Attendees receiving conference materials.*



*Attendee speaking in native language.*



are going through the process right now of matching all of the information in that database to code the locations. Soon we will be discussing with those organizations that have previously offered to host a Questionnaire Assistance Center or Be Counted site to determine which sites should be used.

**Question 12** - If I have a tribal member that is fluent in the language, how would I go about connecting her to someone so she can work with us in the census?

**Answer 12** - You would have her contact the Local Census Office in her area.

**Question 13** - Is this a volunteer worker or would she be hired as a temporary employee?

**Answer 13** - It depends on the situation. The majority of the persons will be volunteers. There may be some persons who will be hired as temporary employees.

**Question 14** - Can I fill out the form using the Internet?

**Answer 14** - The short form can be completed on the Internet, but you have to be sure that households using the Internet to complete their form include an accurate address. Remember that all census forms are geographically coded to the housing unit.

**Question 15** - A lot of our people live in rural areas and not on reservations. Can you explain the importance of a tract for American Indians for elections?

**Answer 15** - We start from the block level to tract level and up to political subdivisions. A political subdivision is comprised of a number of tracts. The information that we tabulate at the block level within each state will be used to determine the number of congressional representatives for each state.


**Question 16** - I heard that one of the concerns was the statistical formulas being used by census statisticians. Is that going to be changed in any way?

**Answer 16** - According to recent court decisions, there were some rulings concerning sampling. For apportionment, Census 2000 is going to be the actual count of people that filled out their census forms.

Page 102



Attendees listening to invocation.



Attendee listening to a discussion concerning the hiring process for Census 2000.

**Question 17** - Regarding people that are institutionalized, how are they covered as far as the census goes?

**Answer 17** - They will be counted in special places, such as hospitals, prisons, and military installations. They will be counted in a group setting and administrative records will be used for many special places.

**Question 18** - How are you getting the maps to all of the teachers?

**Answer 18** - All teachers in schools that participate with the Census in Schools Program will get a map. The map will be sent to public schools that have a high percentage of American Indian and Alaska Native students, Bureau of Indian Affairs schools, and tribal schools.

**Question 19** - Will others be able to obtain a map?

**Answer 19** - Yes. If you wish to obtain a map, all you have to do is check with your partnership specialist when the maps become available and we will provide these maps to your community.

**Question 20** - I am here to represent the urban Indians in the Washington, DC area. Are you working with the American Indian Higher Education Consortium for Tribal Colleges and Universities?

**Answer 20** - Yes, this organization is one of our partners.

**Question 21** - Will information from this census be used on the Census in Schools map? I want our schools to have the most current information.

**Answer 21** - Since the census information for Census 2000 is not yet available, the most current information is from the 1990 Census. We may update the maps once the 2000 data becomes available. That has not been decided.

**Question 22** - I am tired of Indians being in the background. I would like to have current information to take to my legislatures and the people in our community to say, "This is the Indian population that lives in your neighborhood."

**Answer 22** - This is the first time the Census Bureau has done this type of a map. Unfortunately, the census is taken every 10 years. Thus, the current information

Census 2000 American Indian and Alaska Native Program

available is from the 1990 Census. That is another reason to stress the importance of responding to the census. If you have a bad count, you have to live with that for 10 years. However, what is important is that we get census information out to the children and families and get an accurate count in 2000.

**Question 23** - Do you have to be a teacher to obtain one of these maps?

**Answer 23** - No. All you have to do is check with your partnership specialist. Anyone can get one of these packets. You can have it for your recreational group, community, church, or any other organization that can use this information to encourage participation in the census.

**Question 24** - Is there a map that we can take to our Congressman and Governor to say urban Indians in certain areas are not being helped by the tribes? We need to have some backup support. We need to get this information out to those communities.

**Answer 24** - Contact your State Data Center. They have information about previous censuses and can help you tabulate the data you need.

**Question 25** - If we have people apply for these jobs and they are on welfare, will it hurt them concerning welfare benefits?

**Answer 25** - No. We have the Welfare-to-Work Program. Employment with the Census Bureau will not do anything to affect their welfare benefits during the census.

**Question 26** - If illegal immigrants fill out the census form, is there any legal implication based upon the fact that they have identified themselves in the census as illegal?

**Answer 26** - No. Census data are confidential. The Census Bureau does not share individual information with any other federal or state agency, including the Immigration and Naturalization Service.

**Question 27** - Regarding multiple race categories, how does the census handle this?

**Answer 27** - We ask that you mark one or more, if it applies. We will tabulate the various combinations of responses, including White and Black, White and American Indian and Alaska Native, White and Asian, and all other combinations reported by individuals during the census.

**Question 28** - Regarding Be Counted sites, what are the plans to have these sites located in tribal offices? Some of our tribal elders may not be able to fully understand the form and would feel more comfortable to get help with their form at a tribal office.

**Answer 28** - We will work with each tribal organization to

determine the best place to locate Questionnaire Assistance Centers and Be Counted sites.

**Question 29** - What were the final results of the Dress Rehearsal at the Menominee Nation?

**Answer 29** - There was a 95 percent count on the Menominee Indian Reservation, the highest in the history of all censuses.

**Question 30** - Can you explain why you should fill out the long form versus coming to your Be Counted site?

**Answer 30** - The only forms available at Be Counted sites are short forms. Because long form data are so valuable, households who receive the long form should fill it out or seek assistance from a Questionnaire Assistance Center.

**Question 31** - We have homeless persons in Indiana who do not talk to non-Indians. How are we going to be notified as Native American Indian representatives to help?

**Answer 31** - We will be asking for your help in identifying American Indian enumerators to work during all operations, including the Shelter Night and Transient Night operations when we enumerate those without usual housing.

**Question 32** - Do you plan to have the form available to download off the Internet?


**Answer 32** - It is not necessary to download the census questionnaire. You simply access the form on the census web site, fill in the information, and submit the information directly to the Census Bureau online.

**Question 33** - I think that there are about 19 little spaces for people to write in their tribal name. Are you supposed to be putting spaces in between each word? There will be some tribes that will not have enough space to include their entire tribal name.

**Answer 33** - Work with your tribe as to how to write in your tribal name.

**Question 34** - I am concerned about the confidentiality through the Internet.

**Answer 34** - The Census Bureau took great measures to insure that no one can gain access to this information.



Attendees asked question concerning the race category.

## Tampa Census 2000 Tribal Conference Attendees

Name	Tribal Affiliation/Organization	Name	Tribal Affiliation/Organization
Mary Blount	Apalachicola Band of Creek Indians	Loretta DeNeau	Chi-Caugan Band of Lake Superior Chippewa
Charlene Story, Chief	Cherokee Tribe of Northeast Alabama	Philip Alexis, Exec. Director	Confederated Historic Tribes
Roy Jones		William Church	Gun Lake Tribe
Violet Hamilton	Cherokee Tribe of Southeast Alabama	John Gilbert	Little Band of Chippewa
Perry White, Chief	Echota Cherokee Tribe of Alabama	Paul Yarell	Mackaw Band of Ojebewé
James Wright	Mathis Lower Creek Indian Tribe	Virginia Smith	West Virginia
Billie Cypress	Micoonkee Tribe of Indians	Wynona Piekernell	Chinook Indian Tribe
Mitshell Cypress, Vice-Chairman	Seminole Tribal Council	David Rhodes	Cowitz Indian Tribe
Mericea Sanders	Star Clan of Muscogee Creeks	Cecile Hansen, Chair	Duwamish Tribe
Ann Williams	Tama Tribe	Jacqueline Calkins	Stohomish Tribe of Indians
Marilyn McGaughey		Andrew Masjull	Stelacoom Indian Tribe
Marian McCormick	The Lower Muscogee Creek Tribe	Bev Neill	United Tribes of All Nations
Darla Graves	Alabama Indian Affairs Commission	John Gunther	Healing Lodge of Seven Nations
Joe Questone	Florida Governor's Council of Indian Affairs	Pam Austin	Medical Wheel Academy
Neelie McCormick	Georgia Council of American Indian Councils	Lorraine Mancha	Native Project
Robin Giguere	Hassanarisco Nipmucs	James Price	Seattle Indian Center
Patricia A. Oakley	Mashpee Wampanoag Tribe	Tina Barber	Snoqualmie Tribal Council
Agnes Cunha, Tribal Chairman	Paucatuck Eastern Pequot Nation	Joan Staples Baum	Urban Organization
April St. Francis	St. Francis Sukaki Aberaki	Sitting Sun, Chief	Cherokee Nation
Paulette Crone-Morange	Schaghticoke Nation	Lance Gumbs	Shinnecock Nation
Donald Washington	Seekonk Wampanoag	Don Greenfeather, Chairman	Loyal Shawtree Tribe
David Miller	Menominee Tribe	Denry Delge, Chairman	Spirit Four Indian Tribe
Pat Delgado	Indian Council of the Elderly, Inc	Mike Ballard	Shawnee County Allied Tribe
Sally S. Tuttle	Indiana Native American Indian Council	Andrew Skeeter, Chairman	Yuchi Tribe
Brenda Hartleford	Tribal Complex Director	Howard Matalba	Iowa Homeless Youth Center
Martha Adkins	Chickahominy Tribe	Crystal Pocan	Sioux City American Indian Center
Pearl Creel	Edisto Tribal Council	John J. Hawkins-Pyles	Wichita Indian Center
Barry Richardson	Halwa-Saponi Tribe	Michele Wearins	Baltimore Maryland American Indian
Jackie Brewingt	Harnett Co. Coharie People	Cynthia One Eagle	Cherokee Nation Philadelphia Urban
Ronald "Kent" Epps, Tribal Rep	Indians of Person County	Lydia Hale	Three Rivers Indian Council NJ
Kenneth Branham, Chief	Monacan Indian Tribe	Rev. James Hunt	United American Indian of the Delaware Valley
David Locklear, Chief	Fee Dee Indian Tribe	Charles Clark	Naticoke Indian Council
Juanita Brewington	Simpson Co. Coharie People	Juanita Hawr Naconie	Rockville Maryland Representative
Cecil Hunt, Chief	Tuscarora Tribe	Ron Andrade	Gabrielino Eband
Margie Jacobs, Chief	Waccamaw Siouan Tribe	Anthony Morales	Gabrielino/Tongva
Larae Russ	Cumberland Co. Association For Indian People	Sona Johnston	Juane-No Band of Mission Indians
Sandra Hunt	Guilford Native American Association	Theresa Anguiano	Juaneno Band
Monroe Chavi	Lumbee Regional Development Assoc.	Fran Yotba	
Randal Bryant	Metrolina Native American Association	Ante Espinoza	
Sabrina Jacobs	Waccamaw Siouan Development Assoc.		
D.L. Hicks, Chief	Cherokee Tribe of Texas		
Teresa Sarpy	Clifton Choctaw Tribe		
LaTona Williams	American Indian Center		
Lynda Crawford	American Indian Heritage Association of Texas		
Donald Ray Nolen, Director	American Indian Heritage Center		
Carol Cocchia	City of Dallas		
Pat Arould	Governor's Office of Indian Affairs, Louisiana		
Michael Foster	Governor, State of Louisiana		
Carol L. Frazier	Burt Lake Band of Odawas		

## National Urban and Rural American Indian and Alaska Native Partnership Initiative

Urban and rural areas of our larger cities and communities which have a very large number of American Indian and Alaska Natives do not, as a rule, use Indian Health facilities or tribal agencies, attend powwows, or attend other Indian events. Previous censuses have placed very little focus on reaching out to these individuals. American Indians and Alaska Natives which do not and have not lived on reservations were being overlooked in previous census outreach efforts. This initiative aggressively targeted these issues by increasing contacts with:

- Churches of all denominations.
- Colleges, universities, and public libraries.
- Non-American Indian and Alaska Native organizations and businesses which service or employ American Indian and Alaska Natives.
- Federal, state, and local governments which employ American Indian and Alaska Natives.

In addition to outreach efforts for the urban population, recruiting efforts became more challenging since the 1990 Census. One of the primary reasons for the low number of American Indian and Alaska Native job applicants on reservations involved competition for applicants from the gaming industry, and relatively minimal outreach efforts on reservations that focussed on recruitment. This initiative provided recruiting staff with outreach materials to improve the recruiting efforts on reservations. The objectives for this program included the following:

- To reach the American Indian and Alaska Native populations living off reservations through personal interaction and promotional materials.
- To assist with the recruiting efforts on reservations.
- To outreach to households through children attending schools off reservation.

### Promotional Materials

- A brochure was developed to reach the urban American Indian and Alaska Native populations. The brochure contained information on the

importance of the census, confidentiality, types of enumeration, steps to filling out the census form, and recruiting information. This brochure was distributed at libraries, grocery stores, Greyhound stations, Tribal Complete Count Committees, educational facilities, churches, governmental agencies, companies employing an American Indian and Alaska Native staff, the Road Tour sites, and many other locations that American Indian and Alaska Native populations frequented.

- The census short and long forms were reproduced in 8.5 x 11 inch poster sizes. These items were used by Tribal Complete Count Committees, tribal governments, and organizations which provided services to the American Indian and Alaska Native populations as a tool to assist with questions and provide instruction on how to fill out the census questionnaire.
- A recruiting flyer depicting American Indian and Alaska Native faces was developed to reach those living on reservations, encouraging them to call the toll-free recruiting number.
- Other promotional items included bumper stickers, magnets, and pencils that were adorned with the American Indian and Alaska Native logo, the official American Indian and Alaska Native tagline, and the recruiting toll-free phone number. Special promotional items were developed for children, including school pencil kits, frisbees, slinkys, coloring puzzles with markers, and census piggy banks.

Temporary jobs  
Gain valuable experience

Flexible hours

Gain valuable experience  
by participating in the 2000 Census

**What can a Census job do for you and your tribe?**

**1-888-325-7733**

2000 Census

2000 Census

**United States Census 2000**

**Census Jobs**

**1-888-325-7733**

Generations are counting on this. Don't leave it blank.

American Indian and Alaska Native recruiting materials.

## National Partnership American Indian and Alaska Native Program Debriefing

Three national partnership debriefings were held throughout the United States by Partnership and Data Services staff from headquarters and the regions. The purpose was to evaluate and assess the American Indian and Alaska Native Program for Census 2000. Participants included the national program manager, partnership coordinators, and partnership specialists.

### I. GOALS AND OBJECTIVES

The American Indian and Alaska Native Program was designed to motivate federal, state and non-recognized tribes and representatives of American Indian and Alaska Native organizations, both on and off the reservations to partner in developing and promoting a census awareness program to reduce the undercount of this population from the level of previous census counts. This program was implemented in a knowledgeable, sensitive, and respectful recognition of tribal sovereignty in accordance with the April 1994 White House Memorandum on "Government-to-Government Relations With Tribal Governments" and the U.S. Department of Commerce's American Indian and Alaska Native Policy of August 1995.

### II. LESSONS LEARNED

- Tribal governments, as well as state and local American Indian and Alaska Native organizations, know their local conditions and circumstances best.
- Successful census taking of this population was dependent on the successful involvement of American Indian and Alaska Native tribes and organizations throughout the entire census taking process.
- Conferences staged in conjunction with American Indian and Alaska Native tribes and organizations contributed substantially to the success of an accurate count.
- Involving urban Indian organizations in the Census 2000 American Indian and Alaska Native training conferences was beneficial.
- Recruitment for American Indian and Alaska Native census workers improved dramatically when American Indian and Alaska Native recruiters and targeted recruiting materials were used in conjunction with partnership specialists working with this population.
- Practice tests used in testing sites identified and provided by liaisons appointed by tribal governments improved the selection and hiring process for American Indian and Alaska Native census workers.
- Separation of responsibilities for American Indian and Alaska Native outreach at Census Headquarters between the Customer Liaison Office (national organizations) and Partnership and Data Services Office (local tribes and organizations) caused some entities to be confused as to which census office had jurisdiction over the overall outreach efforts.
- Tribal governments and organizations that participated in Tribal Complete Count Committees provided direct input into their census campaign, improving cooperation and success of enumeration activities.
- The Tribal Complete Count Committee booklet and the American Indian and Alaska Native booklet provided excellent guidelines for tribes and organizations in creating and implementing census outreach programs.
- Tribal partnership specialists who experienced strong support from Local Census Offices managers were more successful in facilitating communications between tribal governments and field operations.

### III. RECOMMENDATIONS FOR 2010

- The Census Bureau should continue funding for Census Conferences targeting the American Indian and Alaska Native population. The success of Census 2000 among this population can be attributed much to the funding and implementation of these conferences in each region. Conferences should be held at least one year prior to Census Day 2010, followed by follow-up sessions six months prior to Census Day. Consultation meetings should be held with each tribal government prior to nonresponse field operations.

- Continue all promotional efforts through appropriate media. This should include a specially-designed American Indian and Alaska Native census logo, posters, drop-in articles, and advertisements for television, radio, newspapers, and magazines. Native languages should be used whenever possible.
- The Census Bureau should develop an agency-specific American Indian and Alaska Native policy that will further assist in the development of partnerships with tribal governments.
- Regional partnership specialists strongly recommended that the Census Bureau establish an American Indian and Alaska Native Office (Indian Desk) that reports to the Director of the Census Bureau. This office would be responsible for establishing and implementing oversight of American Indian and Alaska Native policies, develop partnerships with national American Indian and Alaska Native organizations, keep abreast of tribal laws to ensure the Census Bureau's compliance with these laws, and work with the American Indian and Alaska Native Advisory Committee members. This office would work in consultation with the various divisions, Partnership and Data Services Office, and Census 2010 planners.
- Consolidate responsibility for all American Indian and Alaska Native outreach programs to one office at Census Headquarters, with full implementation among tribal governments and urban Indian organizations through Regional Office staff.
- The Census Bureau should continue communication and consultation with tribal governments during non-census years.
- Partnership and Data Services Office, along with key regional staff, should be involved in the planning of field operations and geographic programs for American Indian and Alaska Native jurisdictions related to Census 2010.
- Create diversity training for regional and local census managers specific to the American Indian and Alaska Native community, thereby fostering greater cooperation during 2010 and decreasing further the differential undercount.
- Involve urban Indian organizations with all census activities at least three years prior to the next census.

## U.S. Department of Commerce Executive Staff Presentation

Speaking for the Economic and Statistics Administration, we appreciate the history that your tribal nations have had with the federal government. Our purpose is to assure you, the first Americans, that we want to be your partners in ensuring that the undercount from 1990 does not repeat itself. We want to partner with you to count every member of every tribal nation to give your tribal families their full recognition so that federal programs and political strength are equitably represented.

Your presence today states how important Census 2000 is to your tribes. The Commerce Department underscores the commitment to work closely with each tribe to ensure an accurate count of every American Indian and Alaskan Native. By participating in Census 2000, you demonstrate the strength of your Nations. This importance goes beyond the issues of federal funding. It is also about the full and proper recognition of your peoples, and all that comes with that recognition.

The goal of this effort and of all the many census activities is to encourage every American Indian and Alaska Native to participate in Census 2000 so that the undercount is reduced. The 1990 Census counted 1,959,234 American Indians and Alaska Natives which was 38 percent more than the 1980 Census. The undercount of 12.2 percent for 1990 was unacceptable and the census is committed to doing a much better job in Census 2000.

Tribal leaders in communities across the country advised the Census Bureau about how to reduce the 1990 undercount by forming partnerships and involving respected community members. A representative of the National Congress of American Indians sits on the Commerce Secretary's Census 2000 Advisory Committee which advises the Census Bureau. Nine respected American Indians and Alaska Natives sit on the Census Bureau's Race and Ethnic Advisory Committee. The Census Bureau developed the American Indian and Alaska Native Program as a result of consultations with Advisory Committee members. These conferences, along with a national conference for state tribal leaders are sponsored by the Census Bureau.

The Census Bureau conducted test censuses on the Ft. Hall and Acoma Pueblo reservations. Dress rehearsals were conducted at three sites: Sacramento, California; Columbia, South Carolina; and Menominee County, Wisconsin, covering the Menominee reservation. This was the final dry run to make sure that operations would be efficient and effective.

The Census Bureau has been working to set up Complete Count Committees on hundreds of reservations and has developed hundreds of partnerships. The plans for attacking the undercount include better promotional and enumeration procedures. Based on your recommendations, the census questionnaire includes the race category, American Indian or Alaska Native, as well as a write-in line where you can specify your particular tribal affiliation.

The Census Bureau will conduct a \$100 million advertising campaign on radio, television, newspapers, magazines, and outdoor billboards. This includes a targeted campaign to reach American Indian and Alaska Native communities. The content is being developed by an American Indian-owned advertising firm, g&g advertising, located in Albuquerque, New Mexico. Extensive research has been completed. Consultation with American Indian communities has been performed to develop sensitive and effective marketing strategies, including the official logo of two feathers representing the Circle of Life. Pamphlets and fact sheets have been designed for the American Indian and Alaska Native communities to tell the census story.

The Census Bureau has created new programs with the help of tribal governments to validate all geographic boundaries and recruit census takers for reservations from among tribal members living on reservations.

All of this will not matter unless tribal leaders help make it a success. We cannot do it without you. Your Nations, and the Nation we share, the United States, is changing rapidly. The purpose of a census is to measure our strength. To ensure that everyone gets their fair recognition and has accurate information to direct our future. Remember the slogan for Census 2000, "Generations are counting on this. Don't leave it blank."



## U.S. Census Bureau Executive Staff Presentation

**T**he Census Bureau estimates 275 million people will be counted during Census 2000. Each person is allocated to a specific address. This makes the census an unusual effort. The Census Bureau has been conducting the census for over 200 years. Census 2000 has a different kind of mindset. It cannot be done by ourselves. The design must fit the country, making it very concrete and specific. The census belongs to the American people. Historically, this has been a difficult job. The difficulties of this task, which began as early as 1790, involve counting accurately and completely.

### History and The Three "R's"

Arguments over the census began in 1787. One argument involved a division between large and small states. The large states wanted political power and wanted Congressional seats allocated to each state based on size. Small states wanted each state to be equally represented. As a result of this debate, a bicameral legislation was created by our Nation's founders. The Senate was established with two seats per state, regardless of the state's size. The House of Representatives was created with representation from each state based on their portion of the Nation's total population. This compromise made it possible to have a Constitution, which made it possible to have a republican form of government.

Then the question came as to how many people America had. It was drafted into the Constitution to count people and to use that number to allocate seats in the House of Representatives. Realizing the country would grow, the census was mandated to be taken every 10 years. American Indians were not counted until 1890, 100 years after the first census was taken. From the beginning, the census was needed to calibrate the changing dynamic and growth of the population against the representational form of government. This key element has existed for 200 years.

### The First "R" - Representation

The census is about, first and foremost, the system that defines the representational process. If you are not counted, you are left outside of the American political power system and are not represented when powerful decisions are made by those elected to represent us.

### The Second "R" - Resources

The 20th Century prompted a second fundamental purpose of the census - resources. Currently, \$200 billion a year in federal funding to local areas is based upon formulas derived from census data. This includes federal, state, and local funds. Increasingly, it is also private investment funds. Private firms are making decisions based upon where people are, where the labor pool is, and where the consumer base is.

### The Third "R" - Recognition

There are only two ways to understand society - through stories, and through statistics. We gain a sense of who we are from anecdotes, stories, and narrative. We understand ourselves statistically by analyzing how fast we grow, what population groups live in certain areas, where we people are moving, and what our characteristics are. If we are left out of this picture, which is statistical, we are not recognized. With Census 2000, this is an important exercise in social respect and public recognition.

### Census 2000

Census 2000 has three very major tasks for society: allocation of power, allocation of money, and the allocation of respect and recognition. The Census Bureau began to ask how can this census be done differently? This led to the creation of programs for partnerships, promotion, tribal liaisons, and Complete Count Committees. It led the Census Bureau to share with the American people, and especially its leaders. In Indian Country this can only be done through tribal leaders. Thus far, the response has been very, very heartening. The Census Bureau will be conducting 11 meetings throughout the United States to reach out to Indian leaders.

Our challenge is to convince people that participating in the census is a collective civic responsibility. If we are successful in this challenge, the response rates will go up, not down. We will do our best to make this happen. But the extra step needed to make this happen is to have trusted tribal and community leaders convince their own members that being counted is vital to their future.

The census has a very important characteristic going all the way back to 1790. It is about citizens and noncitizens. It is about rich and poor. It is about East and West. Ironically, the people who are hardest to count are the people who have been here the longest, the American Indians, and the people who have come here most recently, the recent immigrants. These are two of our biggest challenges. You represent a way in which to solve half of that problem.

So we ask that you really dedicate yourselves over the next day-and-a-half to determine how that decline in civic engagement can be reversed. Use Census 2000 as a statement to ourselves and to our country that we can actually do something which matters to all of us.

## American Indian and Alaska Native Program National Program Manager Presentation

The Census Bureau is committed to ensuring what happened in 1990 with the undercount does not occur for Census 2000. Each tribal government lived with this undercount for the past 10 years. The American Indian and Alaska Native Program was developed to achieve the goal of reducing the undercount from 1990. When asked to manage this program, my first task was to review what happened and why. This was accomplished by reviewing materials submitted from the 1990 Census by tribal governments, speaking to tribes and the selected liaisons as well as to current tribal partnership staff, and gathering advice from the American Indian and Alaska Native Advisory Committee for Census 2000. From this information the following changes occurred for this program.

The program name was changed from the Tribal Liaison Program to the American Indian and Alaska Native Program. The purpose for this change was to encompass the entire American Indian and Alaska Native population, not just those living on tribal lands. Estimates range from 55 to 70 percent of the American Indian and Alaska Native populations living off reservations.

Under this program is an umbrella of activities beginning with the Tribal Governments Liaison Program. The Census Bureau recognizes that each tribe is unique with its own culture and political structure. Therefore, the Census Bureau staff has met with each tribal government's highest-elected official to discuss the importance of selecting a liaison to work as a two way communication throughout the census period. This is an extremely important measure to reach everyone on reservations. Only those which live on a reservation know the characteristics to accomplish this large task. The highest elected official and/or the selected liaison would be trained on all census activities. A booklet was developed to give a quick reference to all of the census activities called "*Tribal Governments Liaison Program Handbook*."

Another important activity to bring the census to you is the development of Tribal Complete Count Committees. The Tribal Complete Count Committee Program focuses on the development of Tribal Complete Count Committees among reservations and organizations to assist with "spreading the word" at the grass roots level. A handbook was developed, giving suggestions and ideas for Tribal Complete Count Committees entitled, *Tribal Complete Count Committee Handbook*.

The State-Recognized Program consists of working with state-recognized tribes by requesting a liaison from the highest-elected official. The liaisons will be trained on all census activities. There will be a National State-Recognized Tribal Conference. A booklet was developed called *American Indian and Alaska Native Handbook*.

To include the entire American Indian and Alaska Native population and working with current times, an Urban Organizations Program was developed. This program works through partnerships with organizations and programs working

with the American Indian and Alaska Native communities. Census partnership staff contact and meet with the directors to partner with the Census Bureau efforts. The undercount for American Indian and Alaska Native populations was 4.5 percent during the 1990 Census. This program will assist in the effort to reach every American Indian and Alaska Native living on and off reservations. The *American Indian and Alaska Native Handbook* was written to assist the audience with a quick reference guide to the activities taking place. The directors of urban organizations will also attend one of 11 conferences.

Working with g&g advertising, a logo was developed. For the first time in the history of the Census Bureau, this logo was approved as an official logo. The two feathers are representative of any bird, and the circle represents the "Circle of Life." All materials developed for this program will have the American Indian and Alaska Native logo. The logo has been sent to each Regional Census Center in an electronic version. This can be used by any tribe or organization when promoting Census 2000 in Indian Country.

Promotional items such as canvas bags, T-shirts, pens, pencils, note pads, bumper stickers, magnets, sticky notes, and chip clips have been developed solely to reach the American Indian and Alaska Native population. All of these items have the American Indian and Alaska Native logo and may also include the slogan "Generations are counting on this. Don't leave it blank." In addition to these items, five fact sheets have been developed to address questions, issues, and concerns about Census 2000. The fact sheets title include the following:

- Race, Hispanic Origin, and Ancestry - Why, What, and How
- Generations Are Counting on This. Don't Leave It Blank.
- The Census Bureau Goes All Out to Protect Privacy for All American Indians and Alaska Natives
- Five BIG Reasons Why American Indians and Alaska Natives Should Fill Out the Census Form
- Spiritual Leaders Lead the Way in American Indian and Alaska Native Communities

The Census 2000 Publicity Office has developed two posters. The first poster is a picture of Allan Houser's *Buffalo Dance Relief*, a sculpture from the National Museum of American Art, Smithsonian Institute. The second poster is titled *Raven the Creator* by John Hoover, courtesy of the Alaska Native Heritage Center.

With all of these new programs developed to reach all American Indian and Alaska Natives, the one message I leave with each of you today is simple. "We cannot do it without you, your support, your knowledge, and your expertise." Take advantage of this conference so you will be satisfied with your numbers for the next 10 years.

*“My children will grow up here, and I am looking ahead  
for their benefit, and for the benefit of my children’s  
children, too; and even beyond that again . . .”*

*Sitting Bill (Sioux)*



---

*Thank you to each individual person, Advisory Committee member, tribal leader,  
and Census Bureau staff who contributed to the success of this program. One  
Census 2000 mantra stated emphatically, “We can’t do it without you!”*

*The American Indian and Alaska Native Program clearly made a historic  
difference in the lives of millions in this country. This result is directly tied to the  
many talented and committed individuals, tribal governments, and American Indian  
and Alaska Native organizations that set aside valuable time to invest their  
energies, minds, and passions so that everyone would be counted in 2000.*

D-3289  
(4-99)



***TRIBAL COMPLETE COUNT  
COMMITTEE HANDBOOK***

U.S. Department of Commerce  
Economics and Statistics Administration  
U.S. CENSUS BUREAU



U.S. Department of Commerce  
**William M. Daley**, Secretary  
**Robert L. Mallett**, Deputy  
 Secretary




Economics and Statistics  
 Administration  
**Robert J. Shapiro**, Under Secretary  
 for Economic Affairs



U.S. CENSUS BUREAU  
**Kenneth Prewitt**, Director  
**Bradford R. Huther**, Deputy Director  
 Principal Associate Director for Programs,  
**Paula J. Schneider**  
 Associate Director for Field Operations,  
**Marvin D. Raines**

### Acknowledgments


Many persons contributed to the content of this publication. Primary direction, writing and editing of this publication was the responsibility of **Sydnee Chattin-Reynolds** (Partnership and Data Services Branch, American Indian and Alaska Native Program Manager). The staff of the Regional Census Centers, Field Division, provided assistance with the editing of this publication. The staff of the Administrative and Customer Services Division, **Walter C. Odom**, Chief, provided publication planning and printing planning and procurement. **Larry Tackett** and **Barbara Abbott**, contributed publication coordination and editing.



# What Is a Tribal Complete Count Committee?

## What is a Tribal Complete Count Committee?

- For the purpose of *Census 2000*, each tribal government has been invited to appoint a Tribal Complete Count Committee. A Tribal Complete Count Committee consists of community members authorized, on behalf of their tribal government, to conduct a *Census 2000* awareness campaign throughout the tribe's jurisdiction.
- In accordance with the April 1994 White House Memorandum on "Government to Government Relations with Tribal Governments" and the August 1995 American Indian and Alaska Native policy of the U.S. Department of Commerce, the Census Bureau recognizes the unique and direct legal relationship between the U.S. government and Federally recognized American Indian and Alaska Native tribal governments. To support that policy, the Census Bureau has committed to a program for establishing direct partnerships with tribal governments. Tribal Complete Count Committees are one element of that partnership.



## **How Does a Tribe Become a Partner With the U.S. Census Bureau?**



**A tribe becomes a partner with the U.S. Census Bureau  
when . . .**


⊗ A Partnership Specialist from the Census Bureau meets with the tribal council or governing body to make a presentation which summarizes the benefits of accurate census data for the tribe, and the role a Tribal Complete Count Committee can play in promoting census awareness.

⊗ The tribal government decides to form a Complete Count Committee, and passes a Tribal Resolution establishing it.

The Tribal Resolution could outline:

✓ Future benefits to the tribe from having an accurate and complete *Census 2000* count.

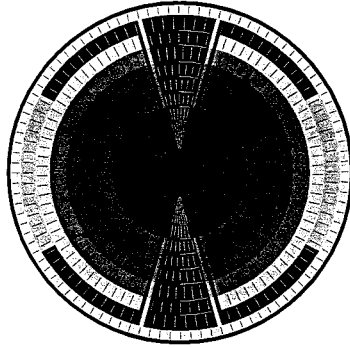
✓ The role the Committee will play in the tribe-Census Bureau partnership, with respect to promoting both community awareness and participation in the census.



## **Why Would a Tribal Government Appoint a Complete Count Committee?**

**A tribal government could appoint a Complete Count Committee to . . .**


- ⊗ Bring together a representative team of active community members to develop and implement a *Census 2000* awareness campaign that will help influence every person in their jurisdiction.
- ⊗ Organize a team of local people who can provide the cultural and community insights necessary to build *Census 2000* awareness efforts that fit the circumstances of the tribal community.
- ⊗ Promote understanding among all American Indians and Alaska Natives about the value of accurate and complete census data.
- ⊗ Explain how census data is used for purposes of planning future education, health, social, and economic development for the tribe and for people living on tribal lands.
- ⊗ Have a positive impact on the questionnaire response rate by helping the tribe develop a structured effort to reach every sector within its jurisdiction.



## **When Should a Tribe Organize a Complete Count Committee?**

**A Tribal Complete Count Committee should be organized  
RIGHT NOW!**


- ⊗ The *Census 2000* awareness campaign needs to start immediately. Although *Census 2000* questionnaires will not be delivered until March-April 2000 (in Alaska, January 2000), a great deal must be done before then.
- ⊗ A *Census 2000* awareness campaign will be most successful in American Indian and Alaska Native communities, if it is done by an organized and representative group that is sponsored by the tribal government.
- ⊗ The immediate creation of a Tribal Complete Count Committee will ensure that tribal residents are kept up-to-date about plans and informed about the various census operations long before they actually occur.
- ⊗ The more tribal residents know about *Census 2000*, the more they will understand how they and their tribe will benefit in the future from having accurate and complete census data. The more residents know about those benefits, the more willing and interested they are to participate in *Census 2000*.



## **Who Should Be on a Tribal Complete Count Committee?**

**Generally, it's a good idea to have the Tribal Complete Count Committee made up of people who represent a broad cross-section of the community. However, it's up to each tribal government to decide who it wants to appoint to the Committee.**

- ⊗ A Tribal Complete Count Committee may have a combination of representatives from the tribal government; the human service and health sector; youth groups; recreation departments; housing departments; tribal language or cultural departments; employment and training departments; local cultural societies; tribal colleges or other local institutions of higher education; tribally operated, Bureau of Indian Affairs operated, and public schools; departments working with tribal elders; tribal enterprises and private businesses; tribal planning agencies; religious entities (tribal and denominational); veterans groups; or local media.
- ⊗ The Tribal Complete Count Committee may include people who have ongoing networks with a wide range of community residents. The broader those networks are, the more people the Committee's outreach activities can easily reach.
- ⊗ The Tribal Complete Count Committee members should be willing to invest time and effort into Committee activities, and be able to commit to serve on behalf of the tribe from now until November 2000.



## **What Is the Structure of a Tribal Complete Count Committee?**

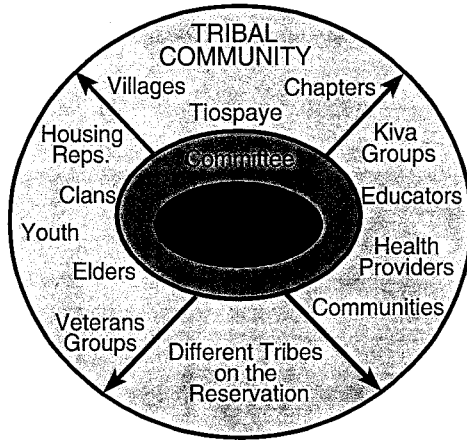


**It's up to each tribe to decide the structure of a Complete Count Committee.**

- ③ The tribal government, not the Census Bureau, creates the Tribal Complete Count Committee. The Census Bureau serves as an informational resource for the Committee.
- ③ The design and structure of the Committee is determined by the tribal government. Thus, it will vary from one tribal community to another.
- ③ The Committee may or may not have subcommittees. That decision is up to the tribe. Questions that might be useful in making that decision include:
  - ✓ Are there certain geographic considerations—for example, physically separated communities, checkerboard areas, or outlying reservation trust lands—that would best be represented through subcommittees?
  - ✓ Are there distinct cultural or political subdivisions—for example, clans, kivas, hospays, communities, chapters, districts—that would be best represented through subcommittees?

(Continued on the next page)

- ✓ Are there specific groups in the community—for example: youth, elders, veterans—that should be represented through subcommittees?
- ✓ Are there specific groups, such as at-risk families or people in isolated communities, that would be best represented through subcommittees?






## How Is Census Data Used?

**Census data is used for many things which can have a direct impact on tribal communities. For example:**


- ⊗ Tribes use population data to plan for business and enterprise development, to conduct labor market assessments, and to meet human needs (for example: health, education, social/welfare, law enforcement) of their communities.
- ⊗ The Federal government uses census data to allocate funds to tribal, state, and local governments for a wide range of programs.
- ⊗ Corporations use population data for market research to determine possible locations for their enterprises.



## **What Should the Community Know About Confidentiality?**

All information collected by the Census Bureau, under authority of Title 13 of the U.S. Code, is ***STRICTLY CONFIDENTIAL***. The same law that requires individuals to respond to the census also guarantees the confidentiality of the respondents.

- ⊗ The law protects everyone's answers. The Census Bureau cannot share individual responses with anyone. That includes the Internal Revenue Service, Federal Bureau of Investigation, Central Intelligence Agency, state or Federal welfare departments, or any other government agency.
- ⊗ Census workers must pass both security and employment reference checks. They are sworn to secrecy. The penalty for violating the confidentiality of responses is up to a \$5,000 fine and up to a 5 year prison term.
- ⊗ No court of law—not even the President of the United States—can have access to individual responses.



## **Suggested Agenda Items for Tribal Complete Count Committee Meetings**

Schedules and agenda items for Tribal Complete Count Committee meetings are determined at the local level. However, some suggestions for consideration are provided below.

[Please note: many terms and references included below are either explained in Census training documents or elaborated on in the "Suggested Activities" section of this handbook.]

<b>PRE-CENSUS PERIOD (NOW THROUGH MARCH 2000)</b>	
<b>Suggested Timeframe</b>	<b>Agenda Items</b>
<b>Immediately</b>	<ul style="list-style-type: none"> <li><input type="checkbox"/> Form the Committee through Tribal Resolution or other tribal process.</li> <li><input type="checkbox"/> Disseminate news releases and other media announcements about the creation of the Committee.</li> <li><input type="checkbox"/> Establish membership and structure of the Committee.</li> </ul>
<b>First Regular Meeting</b>	<ul style="list-style-type: none"> <li><input type="checkbox"/> Review and discuss the purpose and functions of the Committee.</li> <li><input type="checkbox"/> Discuss community perceptions and any cultural or language factors that may require attention in developing the census plans and activities.</li> <li><input type="checkbox"/> Identify areas within tribal jurisdiction which may need special targeting for promotion and outreach because of remoteness, tribal language, or other factors.</li> <li><input type="checkbox"/> Decide on an <i>ACTION PLAN</i> for promoting census awareness in the community. Identify specific activities and assignments related to building awareness, motivating community response, and encouraging community cooperation with enumerators. Break Committee activities into three timetables: (1) before census questionnaires are distributed in March 2000, (2) during the census questionnaire period (March - May 2000), and (3) after the questionnaire period. [See "Suggested Activities" section for details.]</li> <li><input type="checkbox"/> Schedule dates for regular committee meetings.</li> <li><input type="checkbox"/> If meetings are to be open to the public, decide future meeting location(s); consider whether more residents will come if the meetings are held in the same place or if they are held in different places in the community.</li> </ul>



<b>PRE-CENSUS PERIOD (Continued)</b>	
<b>Suggested Timeframe</b>	<b>Agenda Items</b>
<b>1999 Regular Meetings</b>	<ul style="list-style-type: none"> <li><input type="checkbox"/> Discuss the status and evaluate the effectiveness of outreach and census promotion activities to date. <i>[NOTE: in Alaska, questionnaires will be distributed in January.]</i></li> <li><input type="checkbox"/> Review status reports on Action Plan activities.</li> <li><input type="checkbox"/> Develop strategies for encouraging community members to apply for temporary census jobs.</li> <li><input type="checkbox"/> Determine specific ways to actively encourage community participation during Address Listing and Block Canvassing census operations.</li> <li><input type="checkbox"/> Review information from the Census Bureau's Geographic Programs to verify its accuracy.</li> <li><input type="checkbox"/> Review activities that need to be completed before questionnaires are distributed in March 2000. <i>[NOTE: in Alaska, questionnaire will be distributed in January.]</i></li> <li><input type="checkbox"/> Review status of specific activities for groups or geographic areas which need special targeting.</li> <li><input type="checkbox"/> Revise Action Plan, as needed.</li> </ul>
<b>January 2000</b>	<ul style="list-style-type: none"> <li><input type="checkbox"/> Review status reports on Action Plan activities.</li> <li><input type="checkbox"/> Identify specific action items that still need to be completed before questionnaires are distributed in March (January for Alaska) and before Census Day, April 1, 2000.</li> <li><input type="checkbox"/> Finalize Action Plan for specific Committee activities which encourage residents to complete and return census questionnaires as soon as they are received.</li> <li><input type="checkbox"/> Finalize Outreach Plan for residents who are not likely to receive questionnaires by mail, and for whom other census interactions need to occur.</li> <li><input type="checkbox"/> Review Plan for Committee activities to be conducted after the questionnaire time period (Non-Response Follow-up).</li> </ul>

<b>PRE-CENSUS PERIOD (Continued)</b>	
<b>Suggested Timeframe</b>	<b>Agenda Items</b>
<b>February 2000</b>	<input type="checkbox"/> Review status reports on Action Plan activities. <input type="checkbox"/> Decide what , if any, final outreach, promotion, or announcements might heighten tribal community awareness about Census 2000, before questionnaires are distributed and before Questionnaire Assistance Centers and Be Counted Sites are opened. <input type="checkbox"/> Finalize strategies for assisting with enumeration activities in the tribal area <input type="checkbox"/> Coordinate with Census staff on "Update/Leave," "List Enumerate," and "Rural Update/Enumerate" efforts. <input type="checkbox"/> Finalize Action Plan for addressing low response rates. <input type="checkbox"/> Review and update plans for Census Day and Census Week. <input type="checkbox"/> Review and modify plans for Non-Response Follow-up activities.
<b>March 2000</b>	<input type="checkbox"/> Prepare news media releases (for print, radio, and TV) reminding community members about the importance of being counted. <input type="checkbox"/> Report on the status of questionnaire distribution.
<b>APRIL 2000 — CENSUS MONTH</b>	
<b>Suggested Timeframe</b>	<b>Agenda Items</b>
<b>April 2000</b>	<input type="checkbox"/> Implement Census 2000 Day (April 1, 2000) and Census Week (April 1- 8, 2000) activities. <input type="checkbox"/> Discuss specific Committee tasks for Post-Census and After Delivery of Questionnaire time period.

<b>POST-CENSUS PERIOD</b>	
<b>Suggested Timeframe</b>	<b>Agenda Items</b>
<b>May 2000 - Completion</b>	<ul style="list-style-type: none"> <li><input type="checkbox"/> If the tribe's questionnaire response rate is low, implement the low response rate plan.</li> <li><input type="checkbox"/> Discuss Committee ideas and recommendations for future census efforts.</li> <li><input type="checkbox"/> Draft a Final Report (for tribal government review) with Committee recommendations for submission to the Census Bureau's Complete Count Program.</li> <li><input type="checkbox"/> Discuss the Final Report with tribal officials and agencies that have representation on the Committee.</li> <li><input type="checkbox"/> Submit the Final Report to the tribal government and the Census Bureau.</li> </ul>



# Action Plan for the Tribal Complete Count Committee

**Local factors which might affect census operations will vary from one tribal community to another. For example:**

- ❖ Population size
- ❖ Geographic concentration within the tribe's jurisdiction
- ❖ Checkerboard issues
- ❖ Jurisdictional areas in which two or more tribes reside
- ❖ Large non-Indian population within the tribe's jurisdiction
- ❖ Off reservation tribal members

These factors could present different challenges for individual tribes as they try to maximize their communities' participation in *Census 2000*.

Before starting any *Census 2000* awareness activities, each Tribal Complete Count Committee could develop an Action Plan. Suggested steps might be to:

- ⊗ Assess the kinds of problems that are likely to hinder widespread community participation in *Census 2000*, including any issues related to sovereignty, culture, and language.
- ⊗ Incorporate solutions to potential problems into the design of the Committee's overall outreach and census awareness activities.
- ⊗ Make certain that the **Action Plan** outlines the Committee's activities and allows for ongoing assessment of progress in promoting census awareness throughout the community. Particular focus should be directed at residents who:
  - ✓ Are least likely to be reached through common media messages.
  - ✓ May be reluctant to participate in the census for any number of reasons—for example, political factors or cultural beliefs.

The more the Action Plan considers the different perspectives and circumstances of community members, the more effective the Committee will be in rallying community participation in *Census 2000*.


**Suggested Activities for  
the Tribal Complete  
Count Committee**

**NOW THROUGH MARCH 2000**

**Media Activities**

- ☉ **Organize a media event announcing the formation and purpose of the Tribal Complete Count Committee. Invite representatives from:**

- ✓ Tribal and other local newspapers.
- ✓ Tribal and other agencies or organizations which publish newsletters and bulletins.
- ✓ Local Indian radio or television shows (such as Indian Hour) that tribal residents listen to frequently.



- ☉ **Develop a plan for airing periodic Public Service Announcements about census operations.** Speakers might be tribal council, administration, and tribal court representatives; religious and spiritual leaders; tribal college presidents; clan leaders; community elders; business leaders; or other influential local people.
- ☉ **Arrange for periodic radio or television talk show appearances about census related issues**—for example, the tribal planner might discuss how *Census 2000* data can be used to plan and generate funding for future housing needs, health services, services for the elderly, economic development projects, etc.


(Continued on next page)



## (Media Activities—Continued)

**☉ Develop a schedule for periodic media releases about:**

- ✓ The confidentiality of census information.
- ✓ When recruitment for temporary census jobs will begin, and where to apply.
- ✓ The location and business hours of Questionnaire Assistance Centers.
- ✓ The location of Be Counted sites.
- ✓ When census questionnaires will be delivered or when enumerators will visit households to obtain data.
- ✓ The status of community response rates to questionnaires.



**NOW THROUGH MARCH 2000**

**Activities Related to Promotion Materials**

☛ **Develop posters or flyers which stress the CONFIDENTIALITY of all census responses.**

- ✓ Aim messages directly at specific concerns that people in the community have about confidentiality. This is a big issue for many people, and it can have a major effect on response rates.



☛ **Develop tribal census flyers and fact sheets, specifically tailored to the community. Briefly:**

- ✓ Emphasize how *Census 2000* data can help the tribe execute its sovereign powers by providing information necessary for future planning on behalf of its citizens.
- ✓ Cite tribal benefits derived from an accurate and complete tribal count.
- ✓ Cite things the tribe stands to lose by an incomplete count.
- ✓ Highlight points that (1) address specific misconceptions about census data and (2) will encourage community participation.
- ✓ Briefly explain the census process and time frames.

(Continued on the next page)

## (Promotion Materials—Continued)

- ☛ **Identify the programs serving tribal residents (whether operated by the tribal, local, or state government) which use Federal funding based on population statistics**—for example: Johnson O'Malley, Headstart, Home Energy Assistance, Housing and Urban Development programs, etc. Develop separate flyers on the benefits those programs provide to tribal residents. Explain how funding allocations are based, in part, on census information.

- ☛ **Design a *Tribal Census 2000* logo specific to the tribe or community.** Use the logo on promotional items such as:

- ✓ T-shirts
- ✓ Ball caps
- ✓ Bumper stickers
- ✓ Refrigerator magnets
- ✓ Mugs
- ✓ Posters (or use posters printed by the Census Bureau. The Bureau has commissioned American Indian and Alaska Native posters for that purpose.)
- ✓ Bags



- ☛ **Tailor some promotion items specifically for segments of the community that it might be difficult to get participation from.**

(Continued on the next page)

## (Promotion Materials—Continued)

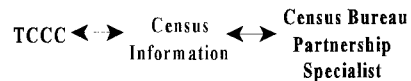
- ☉ If appropriate, have *Census 2000* promotional materials translated into the tribal language(s).
- ☉ Distribute *Census 2000* awareness materials throughout the tribe's jurisdiction. Also, distribute materials to outlying areas where tribal members reside, and in any absentee ballots sent to tribal members between now and Census Day 2000. Keep materials fully stocked in as many tribal and community facilities as possible—places like:
  - ✓ Community centers, youth centers, and elder centers
  - ✓ Employment and training offices
  - ✓ Tribal Employment Rights Offices (TEROs)
  - ✓ Tribal and community libraries
  - ✓ Tribal cultural centers
  - ✓ Businesses
  - ✓ Churches
  - ✓ Clinics and other health and wellness facilities
- ☉ Have flyers and promotional items available at all major events, socials, and meetings in the community.



<b>NOW THROUGH MARCH 2000</b>
-------------------------------

<b><u>Activities Related to Recruitment for Census Jobs</u></b>
---

- ☛ **Coordinate with the Census Bureau Partnership Specialist for the area. With that person, develop a recruiting and hiring plan for tribal census workers.** Include strategies for reaching into different parts of the community. Try to get cross-representation of appropriate cultural and political entities—for example: clans, kivas, tiospaye, chapters, voting districts—among local census workers. Data gathering by diverse types of community representatives will improve response rates.



- ☛ **Keep current about information on census jobs that are available within the tribe's jurisdiction.** (Contact the Census Bureau Partnership Specialist for the area.)
- ☛ **Arrange for facilities where the Census Bureau's application and testing activities can occur.**

(Continued on the next page)

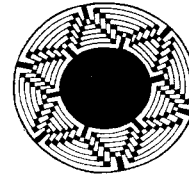
## (Recruitment Activities—Continued)

- ☛ **Host job fairs to inform potential applicants about positions that will be available, qualifications needed, and testing and application processes.** Keep sponsoring job fairs throughout *Census 2000* operations to keep pace with staffing needs as they change.
- ☛ **Offer the census job pre-test to interested applicants.**
- ☛ **Continue providing information about census jobs to the community, through flyers placed in community centers and common gathering places.**
- ☛ **Partner with tribal newspapers, other local newspapers, and agencies that publish newsletters or bulletins to publish articles about census jobs and to announce job openings.**
- ☛ **Provide the Census Bureau with information about specific cultural and language issues that may have an impact on recruitment and testing; work with the Bureau on addressing those issues.**
- ☛ **Assign someone to assist Census staff in the recruitment and testing process to ensure that the process accommodates cultural and language needs of applicants.**

(Continued on the next page)

## (Recruitment Activities—Continued)

- ☉ If needed, translate census job information into the tribal language(s).
- ☉ Ensure that at least some tribal census applicants are fluent in the tribal language(s) and include training for them in translating parts of the *Census 2000* questionnaire—in case they have to administer the questionnaire orally to Native language-only speakers.
- ☉ If needed, set up training for community residents to get them prepared for the census job application process and tests, or to help them refresh skills they may need for the jobs. Partner with a tribal college or other institution of higher education to help in this effort.
- ☉ Keep publicizing testing dates and locations.
- ☉ Stay in contact with the Census Partnership Specialist about the status of jobs and about types of assistance potential applicants or temporary staff may need.
- ☉ Help census workers reach potential applicants who may live in geographically remote areas.
- ☉ Coordinate with census workers to help them reach community members from whom it may be difficult to get census responses—for example: low-income families, persons with limited reading abilities, persons in treatment facilities or tribal jails.



**NOW THROUGH MARCH 2000**

**Activities With Schools/Education Institutions**

- ☉ **Collaborate with tribal, Bureau of Indian Affairs, or public schools to develop in-school initiatives which support *Census 2000* activities**—for example:

**Posters:** students could design *Census 2000* posters for the tribe.

**Computer project:** students could develop computerized *Census 2000* awareness displays for use at school sports events, school open houses, and parent nights.



**Community service project:** students could design a census awareness project, especially directed at elders or geographically isolated residents of the community.

**Student and family collaboration:** parents could be encouraged to fill out the census questionnaire as a family activity.

(Continued on the next page)



## (Activities With Schools—Continued)

- **Encourage tribal, Bureau of Indian Affairs, and public schools serving local students to use the Census Bureau's "Census in Schools Program" materials in their classrooms.** Those materials are expected to be ready in early 1999, and will include Internet access. (Contact the Local Census Office for this information.)
- **Partner with schools to hang tribal *Census 2000* banners in gyms and in track and field areas where parents and community members will attend sports events.**
- **Encourage schools to include census promotion messages in any notices that are sent home to parents.** Provide schools with the necessary materials.
- **Partner with a tribal college or other local institution of higher education to establish a bank of student volunteers for coordinating a program of community outreach.** Volunteers could intensify their efforts once questionnaires are available and could encourage greater community participation by helping elders and others complete the questionnaire.
- **Encourage tribal college, other college, or vocational and technical institutions to allow students who take art, computer graphic arts, or media classes to develop census promotional materials for the community, in exchange for credit.**

(Continued on the next page)

(Activities With Schools—Continued)

- **Encourage schools and colleges to designate space that could serve as “Questionnaire Assistance Centers” or “Be Counted sites.”** Schools could organize parent, teacher, and student volunteers to staff these centers.

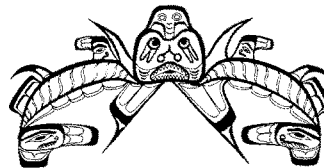


- **Encourage staff from tribal colleges or other institutions of higher education to volunteer their time helping potential census job applicants refresh skills they may need for temporary census positions.**
- **Encourage schools and local colleges to participate in a tribal Census Awareness Day rally.**



**NOW THROUGH MARCH 2000****Activities with Local Employers**

- ☉ **Compile a list of employers in the community; host a meeting to solicit their partnership in promoting census awareness on job sites.** Get everyone to agree to saturate all places of employment and public areas with *Census 2000* information.
- ☉ **Solicit partnerships with employers for hosting *Census 2000* activities that involve families—such as community events, socials, sports events, rallies.**
- ☉ **Work with tribal agencies and businesses to combine *Census 2000* promotion with information about their own services or business—for example: making banners or buttons with “[Business/Agency Name] says, Support the community and participate in *Census 2000!*”**
- ☉ **As Census Day nears, encourage all tribal businesses and agencies to display signs announcing the arrival of the census questionnaires (expected delivery is mid-March 2000; January 2000 in Alaska).**



**NOW THROUGH MARCH 2000****General Activities**

- **Encourage passage of a Tribal Resolution requiring all tribal employees to be briefed on *Census 2000*, so they can promote census awareness during their interactions with community residents.**
- **Coordinate with other Tribal Complete Count Committees in the region or state.** Develop a regional American Indian or Alaska Native strategy for encouraging maximum tribal participation in *Census 2000*. Coordinate with Inter-tribal Councils in the area.
- **Collaborate with national and regional American Indian and Alaska Native organizations to promote census awareness.**  
To save on printing expenses, find out if those organizations already have promotional materials that also could be used locally.
- **Provide Census Bureau staff with training, as needed, about the government-to-government relationship existing between tribes and the U.S. government, and about issues regarding sovereignty that may affect the way in which census operations need to occur locally.**

(Continued on the next page)

## (General Activities—Continued)

- ❁ **Maintain active partnerships with Census Bureau staff.**  
Provide them with ongoing guidance on tailoring census activities to address cultural and language issues.
- ❁ **Coordinate with sponsors of community events that are occurring between now and Census Day.** Arrange to have census information available for those events—or set up booths at large events. Keep a running list of these meetings, powwows, ceremonies, sports events. Contact the organizers to help with the dissemination of census materials. Get information out for large gatherings, as well as for smaller meetings of community members—such as, Johnson O’Malley and Indian Education Act Parent Committee meetings; community task force sessions; clan, tiospaye, chapter, etc. meetings.
- ❁ **Tap all existing communication networks in the community (formal and informal) to help deliver census awareness messages.**
- ❁ **Identify possible Questionnaire Assistance Centers and Be Counted sites.**

(Continued on the next page)

(General Activities—Continued)


### **Countdown to Census (March 2000)**

- ☉ **Keep census awareness momentum high.** Encourage tribal offices to add a “Remember the *Census*” slogan to all written materials and telephone conversations during this month.
- ☉ **Increase the number of *Census 2000* posters and banners in all tribal buildings.**
- ☉ **Partner with tribal agencies, businesses, and schools to heighten awareness of activities during the week leading up to Census Day (April 1, 2000).**
- ☉ **Increase the number of press releases and Public Service Announcements.** Emphasize the delivery dates of census questionnaires.
- ☉ **Hold a ceremonial kick-off to publicize the delivery of census questionnaires.**
- ☉ **Publicize the locations of Questionnaire Assistance Centers and Be Counted Sites.**

(Continued on the next page)

## (General Activities—Continued)

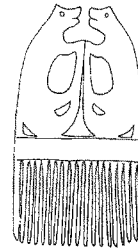
- ☉ Help establish student volunteer networks to assist community elders, Native language-speakers, and others complete census questionnaires.
- ☉ Suggest to employers who have telephone “hold” messages or music to replace their messages with a *Census 2000* slogan which encourages people to complete their questionnaires.



### CENSUS DAY 2000 (APRIL 1, 2000)

Throughout the tribal jurisdiction—in partnership with tribal government departments, businesses, schools, community organizations—activate Census Day activities.

- ☉ Have the tribal government pass a resolution acknowledging Census Day. Promote “being counted” as a way to help the tribe exercise its sovereignty and plan for the next generation of tribal members.
- ☉ Encourage all businesses, schools, and tribal departments to take some time during the day to promote *Census 2000*.
- ☉ Schedule *Census 2000* activities at community centers and tribal offices.
- ☉ Sponsor a Census Awareness Day rally.
- ☉ Have Tribal Complete Count Committee members participate in Census Day activities sponsored by schools, businesses, and local organizations.






**POST-CENSUS DAY THROUGH NOVEMBER 2000**

- ☉ Continue promotion activities to encourage people to complete their questionnaires.
- ☉ Remind all tribal employees that census operations are still in progress and that they should continue to encourage people to complete the census questionnaire.
- ☉ Stay in contact with communication networks, businesses, and schools in order to keep the census momentum strong.
- ☉ Help tribal census workers in areas of the community from which there are low response rates.
- ☉ Review the suggested Post-Census period Committee Agenda Items that are listed in the section of this handbook, entitled “Suggested Agenda Items for Tribal Complete Count Committee Meetings.”





**Summary:  
What Are the Benefits of a  
Tribal Complete Count  
Committee?**

**The benefits of a Tribal Complete Count Committee are many. For example:**

- ⊗ A Tribal Complete Count Committee speaks the culture and language of its community. It knows the pulse of the community. It can create a local census information network that no one outside the community can.
- ⊗ A Committee can gain valuable knowledge about the census process that has never before been disseminated at the local level. As a tribe's link to the national campaign of *Census 2000*, the Tribal Complete Count Committee can ensure that all residents receive firsthand information from someone they know and trust.
- ⊗ A Committee can significantly increase a tribe's participation rate by maintaining an intense *Census 2000* campaign from now until November 2000.
- ⊗ By making residents aware that a complete census count can affect the future well-being of each tribal resident, a Tribal Complete Count Committee can help the tribe enter the next century with community data vital to planning for the next generation.

D-3288  
(4-99)



# TRIBAL GOVERNMENTS LIAISON PROGRAM HANDBOOK

U.S. Department of Commerce  
Economics and Statistics Administration  
U.S. CENSUS BUREAU



U.S. Department of Commerce  
**William M. Daley**, Secretary  
**Robert L. Mallett**, Deputy Secretary



Economics and Statistics Administration  
**Robert J. Shapiro**, Under Secretary for Economic Affairs



U.S. CENSUS BUREAU  
**Kenneth Prewitt**, Director  
**Bradford R. Huther**, Deputy Director  
Principal Associate Director for Programs,  
**Paula J. Schneider**  
Associate Director for Field Operations,  
**Marvin D. Raines**

### Acknowledgments

Many persons contributed to the content of this publication. Primary direction, writing and editing of this publication was the responsibility of **Sydnee Chattin-Reynolds** (Partnership and Data Services Branch, American Indian and Alaska Native Program Manager). The staff of the Regional Census Centers, Field Division, provided assistance with the editing of this publication. The staff of the Administrative and Customer Services Division, **Walter C. Odom**, Chief, provided publication planning and printing planning and procurement. **Larry Tackett** and **Barbara Abbott**, contributed publication coordination and editing.

# TRIBAL GOVERNMENTS LIAISON PROGRAM HANDBOOK

---

## INTRODUCTION

For each year ending in zero, the Federal Government conducts a census of the U.S. population and its housing units. This has occurred every 10 years since the first census was taken in 1790. *Census 2000* is the twenty-second effort to count all U.S. residents and to collect a wide range of education, housing, economic, and demographic information about the entire population, its housing, and communities.

The Bureau of the Census, U.S. Department of Commerce, is the Federal agency responsible for conducting the census. For *Census 2000*, the Census Bureau has set up many new programs as part of its on-going relationship with governments at all levels, and with private entities. Included among these initiatives are some that specifically relate to the American Indian and Alaska Native population. The **Tribal Governments Liaison Program** is one such initiative, and the one this handbook addresses.

All Census Bureau initiatives for American Indian and Alaska Native communities reflect the Commerce Department's 1995 *American Indian and Alaska Native Policy*.<sup>1</sup> That Policy:

- ❖ Recognizes tribal sovereignty and the unique legal and political status of Federally recognized American Indian and Alaska Native tribal governments.
- ❖ Is in full accord with President Clinton's 1994 White House Memorandum on "Government-to-Government Relations with Native American Tribal Governments."<sup>2</sup>
- ❖ Requires all Commerce agencies to consult and work with tribal governments on all matters that may affect their communities.

This Tribal Governments Liaison Program Handbook is designed for use by tribes. It includes some brief information about past censuses and the confidentiality of census information; it then discusses the Tribal Governments Liaison Program and, in particular, suggested activities for Tribal Governments Liaisons. The Census Bureau recognizes that, as sovereign entities, tribes will choose to implement only those activities that are most appropriate for their individual communities. To

---


<sup>1</sup> The Commerce Policy can be found in the Appendix of this handbook.

<sup>2</sup> The White House Memorandum can be found in the Appendix of this handbook.

supplement this handbook, Tribal Governments Liaisons also will have the opportunity to participate in training provided by Local and Regional Census Bureau staff.

Ultimately, tribes and the Census Bureau share a common objective for *Census 2000*—namely, to obtain an accurate and complete census count of each American Indian and Alaska Native community. A successful *Census 2000* will provide solid information that each sovereign tribal government can use to make judgements for meeting the challenges of serving succeeding generations of tribal members.

*My children will grow up here, and I am looking ahead for their benefit,  
and for the benefit of my children's children, too;  
and even beyond that again . . .*  
Sitting Bull (Sioux)



## A HISTORICAL TIMELINE: U.S. CENSUS AND AMERICAN INDIAN & ALASKA NATIVE POPULATIONS

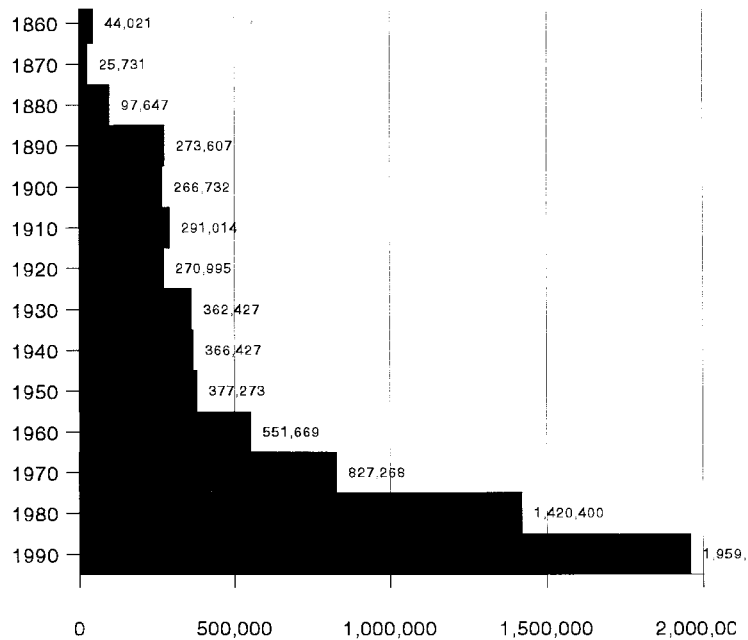
It was not until 1860, seventy years after the first census count was taken, that American Indians were counted in the census as a separate population category. Since 1960, in particular, the Census Bureau has made many changes in its methods of enumeration in an effort to get a more accurate and complete count for American Indians and Alaska Natives.

1790	The first population census is taken in the United States.
1860	American Indians are counted as a separate population category for the first time.
1890-1950	Census-takers mainly use <i>observation</i> to identify American Indians and Alaska Natives.
1960-1970	Self-identification replaces observation as the primary approach to census-taking.
1980	The Census Bureau begins to actively seek American Indian and Alaska Native input into the census process by: <ul style="list-style-type: none"> <li>● Holding regional meetings with tribal leaders to discuss the census process.</li> <li>● Conducting workshops and distributing materials at national American Indian conferences.</li> <li>● Providing American Indian media with census public relations materials.</li> <li>● Hiring American Indians and Alaska Natives to work at the regional and headquarters levels.</li> </ul>
1990	The Census Bureau increases its collaboration with the American Indian and Alaska Native population by: <ul style="list-style-type: none"> <li>● Creating the <i>Tribal Governments Liaison Program</i>, which encourages Federally recognized tribes to appoint a tribal member to serve as the central contact between Census Bureau staff and the tribe.</li> <li>● Creating the <i>Census Advisory Committee on American Indian and Alaska Native Populations</i>.</li> <li>● Hiring tribal members for local census planning and collection activities.</li> <li>● Increasing the focus on self-identification as an enumeration method.</li> <li>● Instructing census takers to ask people to identify the race of <i>each</i> household member when filling out the questionnaire.</li> </ul>



## Census Counts of American Indians and Alaska Natives

Until the middle of this century, the American Indian and Alaska Native census counts increased at a relatively gradual pace. By 1960, however, the counts began to increase dramatically. The 1990 census count for American Indians and Alaska Natives was more than 8 times what it had been at the turn of the century. Below is a graph showing the changes over the past 130 years.



## GETTING READY FOR *CENSUS 2000*

Experiences from past censuses and input from American Indian and Alaska Native people have provided the Census Bureau with new ideas and new challenges for conducting *Census 2000*. Based on that feedback, the Census Bureau:

- ❖ Developed new enumeration strategies to increase the completeness of the American Indian and Alaska Native count. These strategies were pilot-tested in 1996 on two reservations—Acoma Pueblo and trust lands in New Mexico; and Fort Hall reservation in Idaho.
- ❖ Conducted a dress rehearsal on the Menominee reservation in Wisconsin (1998) to test the overall *Census 2000* process.
- ❖ Incorporated the 1996 pilot test and *Census 2000* dress rehearsal findings into the design of *Census 2000* operations in tribal areas.
- ❖ Renewed the *Census Advisory Committee on the American Indian and Alaska Native Populations*.

### CENSUS ADVISORY COMMITTEE ON AMERICAN INDIAN AND ALASKA NATIVE POPULATIONS


First established for the 1990 Census and, as a result of its success, continued for *Census 2000*, the Census Advisory Committee on the American Indian and Alaska Native Populations has been a major contributor to developing and implementing *Census 2000* activities in Indian Country. Its nine members are all American Indian or Alaska Native, and represent backgrounds of diverse training, knowledge, and expertise. The primary task of Committee members is to provide policy and program planning guidance to the Census Bureau on topics such as outreach, data collection, and evaluation activities. Members volunteer their time and are highly respected by Census Bureau staff for the assistance they provide.

*Sing with me. I will lead you.  
Dance along with me. I will show you the steps.  
Know how we came to this place.  
Know the stories of our way . . .  
Do not be afraid to make new songs*  
Hanay Geiogamah (Kiowa/Delaware)

## CONFIDENTIALITY

It is important that tribal members know that their census responses are protected by law. All information collected by the Census Bureau under the authority of Title 13 of the U.S. Code is *strictly confidential*. The same law that requires individuals to respond to the census also guarantees the confidentiality of the respondents.

- ❖ By law, the Census Bureau cannot share individual responses with anyone. That includes the Federal Bureau of Investigation, the Central Intelligence Agency, the Internal Revenue Service, and any state or Federal welfare departments.
- ❖ Census workers must pass both security and employment reference checks. They are sworn to uphold a pledge of confidentiality. The penalty for violating the confidentiality of responses is up to a \$5,000 fine and up to a five-year prison term.
- ❖ No court of law can have access to individual census responses. Not even the President of the United States can get access to this information.



## TRIBAL GOVERNMENTS LIAISON PROGRAM

One of the core strategies for *Census 2000* is the building of **Partnerships**. Implicit in the concept of partnerships is that both partners benefit from the collaboration. The Tribal Governments Liaison Program reflects that purpose.

### ***BENEFITS FOR TRIBES***

- ❖ Increased involvement in both the planning and implementation of *Census 2000*. (The undercount for American Indians living on reservations for the 1990 Census, per the Post Enumeration Survey, was 12.2%—the highest in the country.)
- ❖ A more complete and accurate count of tribal residents which, in turn, will:
  - Provide tribal governments with detailed summary information about tribal residents, including economic, housing, education, and related topics. This summary information is important for future tribal planning, to meet projected community needs, and to support community growth.
  - Ensure equitable allocation of Federal and state resources that are based on census data.
  - Provide opportunities for greater external political impact, to the extent that census data are used for reapportioning boundaries for both Federal congressional and state legislative districts.


### ***BENEFITS FOR THE CENSUS BUREAU***

- ❖ Increased American Indian and Alaska Native participation in the census process, and thus a more complete American Indian and Alaska Native count.
- ❖ Better understanding of and familiarity with tribal and cultural issues that may affect census operations at the local level.
- ❖ Larger pool of tribal applicants to fill temporary census jobs in Local Census Offices.

Under the Tribal Governments Liaison Program, each Federally recognized tribe has been asked to appoint a tribal member to serve as the tribe's liaison with the Census Bureau. Tribal Governments Liaisons are major players in implementing the tribal and Census Bureau partnership for *Census 2000*. They coordinate with tribal government officials, tribal planners, and tribal and local agency staffs. They also coordinate closely with Census Bureau staff—including Census Partnership Specialists, Local Census Office Managers, Regional Census Center Geographers, Field Office Supervisors, and Assistant Managers for Field Operations.

The next four sections of this handbook discuss the primary areas of *Census 2000* operations on which Tribal Governments Liaisons will focus most of their efforts, namely:

## Outreach And Promotion Recruitment For Census Jobs Enumeration Planning and Assistance Post-Census Activities



## OUTREACH AND PROMOTION

The primary outreach and promotion goal is to develop community support and participation in *Census 2000*. Implementation of those activities will vary from one American Indian and Alaska Native community to another. Each tribe needs to consider relevant language, culture, and other factors in the design of its census outreach and promotion initiatives. The main focus of Tribal Governments Liaisons is to:

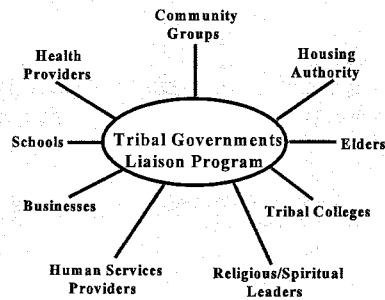
- Work with tribal officials to establish a Tribal Complete Count Committee, or secure involvement of community-based groups to promote the census.
- Compile information about benefits to the tribe from having complete and accurate census data.
- Identify a wide range of community events at which presentations can be made to promote the census and temporary local census jobs.
- Identify appropriate media for publicizing census operations.
- Identify Questionnaire Assistance Centers and Be Counted Sites.
- Distribute Census Bureau and/or tribal promotional materials.

### ***HELP ESTABLISH TRIBAL COMPLETE COUNT COMMITTEES***

Local outreach and promotion activities for *Census 2000* are massive undertakings. The Tribal Governments Liaisons cannot carry the sole responsibility for this on behalf of their tribes. Thus, as part of the Tribal Governments Liaison Program, the Census Bureau has asked each tribal government to set up a *Tribal Complete Count Committee*. Each Committee, which represents a broad range of community interests, will play a major role in conducting census outreach and promotion activities for its tribe. Tribal Governments Liaisons should collaborate with tribal officials in forming the Committees, and work closely with the Committee for their tribe once it's formed. [For further information, please refer to the separate *Tribal Complete Count Committee Handbook*.]

However, if a tribe chooses not to establish a Tribal Complete Count Committee, activities of a Tribal Governments Liaison might include:

- 
- ✓ Identifying local agencies and community networks that serve or interact with different segments of the tribal population—making certain that at-risk and hard-to-reach segments of the community are included.
  - ✓ Collaborating with those community-based entities—both formally and informally—to spread the word about the census and its importance to the tribe.
  - ✓ Enlisting on-going support for outreach activities from as wide a range of community groups as possible—from now through the summer of 2000. Examples of groups to coordinate with are shown below.



**COMPILE INFORMATION ABOUT USES OF CENSUS DATA**

The more that residents of any community can relate the census data collection process to their own lives, the more likely they are to participate in the census. To encourage *Census 2000* participation from all tribal residents, activities of a Tribal Governments Liaison might include:

- 
- ✓ Compiling information for tribal residents about the various ways in which census data are used—by tribal, Federal, state and local governments, and private enterprises—for purposes of both planning and allocating resources.
  - ✓ Identifying specific ways in which tribal members will benefit from the use of census data: for example, census data can be used as a basis for projecting future community needs in the areas of economic development, education, health, human services, and law enforcement; it can also be used as a basis for planning services for special populations such as elders, youth, and at-risk community members.
  - ✓ Using the above cited information in all tribal outreach and census promotion activities.
- 





***MAKE PRESENTATIONS ABOUT CENSUS 2000 AT MEETINGS AND EVENTS***

To ensure that as many tribal members as possible receive census information, activities of a Tribal Governments Liaison might include:



- 
- ✓ Identifying community events and meetings at which presentations about the census would be appropriate and feasible, for reaching the widest possible audience.
  - ✓ Serving as a presenter to explain the benefits that full community participation in the census process will have on the tribe and tribal members.
  - ✓ Helping Census Bureau presenters tailor their materials to reflect both knowledge of and respect for cultural and local issues.
  - ✓ Using events and meetings to provide information about census jobs that are available locally, and to explain the benefits of having census jobs filled by community residents.
  - ✓ Using events and meetings to keep the tribe up-to-date about the status of various census activities and the progress in community response rates during the enumeration process
- 



***IDENTIFY APPROPRIATE MEDIA***

Not everyone reads the same newspapers or newsletters. Not everyone listens to the same radio shows or watches the same television programs. To ensure that *Census 2000* is promoted throughout the tribal area, activities of a Tribal Governments Liaison might include:

- 
- ✓ Identifying a combination of local media (tribal newspapers, school newspapers, community newsletters, radio, and television) that reach a sizeable cross-section of the tribal population, and that can be used to promote *Census 2000*; and providing Census Bureau staff with that information.
  - ✓ Identifying parts of the tribal community that are least likely to be counted if no special effort is made to reach them.
  - ✓ Developing local census media messages aimed at gaining participation from hard-to-reach segments of the community.
  - ✓ Reviewing Census Bureau media messages—both written and spoken—and tailoring them, as needed, to reflect the cultural needs of the tribal community.
- 



### ***IDENTIFY BE COUNTED SITES AND QUESTIONNAIRE ASSISTANCE CENTERS***

*Be Counted Sites* These sites are associated with the “Be Counted” campaign, which is run by each Local Census Office. The purpose of “Be Counted” sites is to make Be Counted questionnaires available in public places. The primary focus is on whole households that were missed in the census, or on individuals who think they were missed on the form returned by their own households.

*Questionnaire Assistance Centers* These are facilities where tribal residents can receive help in filling out their *Census 2000* questionnaires.

Census Bureau staff may not be familiar enough with individual communities to determine the most effective location for Be Counted sites or Questionnaire Assistance Centers. Therefore, activities of a Tribal Governments Liaison might include:

- 
- ✓ Assessing which locations in the community are most convenient for tribal members to get to—facilities where they go to shop, do business, or socialize.
  - ✓ Assessing community attitudes about certain facilities and locations to be sure that they are not sites that residents avoid or in which they are uncomfortable.
  - ✓ Arranging for appropriate facilities to serve as Be Counted sites and Questionnaire Assistance Centers; securing commitments from business owners and service providers to make their space available for census purposes.
  - ✓ Determining the hours these sites should be open to the public—times that accommodate tribal residents’ schedules and convenience; periodically assessing if those hours are still most appropriate and, if not, adjusting the hours accordingly.
  - ✓ Keeping community members informed about the locations, hours, and purpose of Be Counted sites and Questionnaire Assistance Centers.
  - ✓ Visiting Be Counted Sites to restock census questionnaires.
-

***DISTRIBUTE CENSUS BUREAU AND TRIBAL PROMOTIONAL MATERIALS***

Ongoing and widespread distribution of *Census 2000* material is important. Additional promotion activities of a Tribal Governments Liaison might include:

- 
- ✓ Identifying frequently used public locations and facilities in which to display census posters and information packets.
  - ✓ Keeping those public locations and facilities stocked with census materials (including information about temporary local census jobs) for people to pick up when passing through the area.
  - ✓ Making special efforts to distribute census information to the segments of the community that are least likely to participate in the census.
  - ✓ Setting up booths and exhibits at local events and meetings in order to distribute census promotion materials—including information about temporary local census jobs.
  - ✓ Arranging for these census exhibits to be staffed by tribal residents— by people familiar to the community, rather than by outsiders.
  - ✓ Ensuring that all census materials are sensitive to the cultural and language needs of tribal members.
- 


*... I have seen that in any great undertaking  
it is not enough for man to depend simply upon himself.*

Lone Man (Sioux)

## RECRUITMENT FOR CENSUS JOBS

A temporary workforce at the local level is essential for conducting *Census 2000*, and Tribal Governments Liaisons play a pivotal role in recruiting this workforce in Indian Country. Tribal Governments Liaison knowledge about tribal residents and about cultural factors that may affect the employment process is important for ensuring that tribal interests are reflected in the recruiting and hiring of temporary census staff. As tribal representatives, the main recruitment focus of Tribal Governments Liaisons is to:


- Distribute information to tribal members about the availability of census jobs.
- Identify and secure facilities for conducting recruitment, testing, and training activities.
- Help Local Census Office staff identify possible job applicants.
- Work with applicants to help them prepare for taking the census employment test.
- Work with the Local Census Office to deal with local staff turnover.
- Involve cultural experts and speakers of the tribal language in recruiting, testing, and training activities.



***DISTRIBUTE INFORMATION ABOUT CENSUS JOBS***

Tribal members need to be informed about temporary local *Census 2000* jobs. They also need to know what skills the jobs require and what the duties will be. Activities of a Tribal Governments Liaison might include:

- ✓ Keeping the community up-to-date about all local census job opportunities—positions that are available, skills required, duties of the positions, and all procedures related to recruitment, testing, and hiring.
- ✓ Determining how and where employment and recruitment information should be disseminated to tribal residents.
- ✓ Helping the Census Bureau advertise census jobs and recruitment sites, using the same combination of newspaper, radio, and television media used for other census promotion activities. (See the *Outreach and Promotion* section of this handbook.)
- ✓ Distributing census recruitment fliers, brochures, and posters in public places—community facilities, stores, tribal offices (such as Tribal Employment Rights Offices and Job Training Partnership Act Offices), or anywhere potential applicants are likely to see the information.
- ✓ Emphasizing benefits to the tribe from having tribal residents fill temporary local census positions.



### ***IDENTIFY AND SECURE RECRUITMENT FACILITIES***

Local space is needed for several different *Census 2000* recruiting activities—such as distributing job applications, answering questions about census jobs, conducting recruitment and testing activities, and providing training.

Each tribe needs to decide which facilities can best house these activities and whether the same location can adequately serve more than one of these purposes. Tribal Governments Liaison knowledge of the community and attitudes about certain facilities is an important factor in selecting sites. Activities of a Tribal Governments Liaison might include:

- 
- ✓ Helping identify facilities that meet Census Bureau recruitment needs as well as the needs of potential applicants, with respect to geographic convenience and comfort.
  - ✓ Seeking facilities that are secure for confidentiality purposes.
  - ✓ Making arrangements for those facilities to be used for recruitment activities for the duration of *Census 2000*.
  - ✓ Making certain that the facilities can be open during the times that are most convenient for residents (including evenings and weekends).
- 

### ***IDENTIFY POTENTIAL JOB APPLICANTS***

Tribal Governments Liaisons are much more likely than Local Census Office staff to know how to generate local interest in temporary census jobs, and how to reach potential job applicants for those positions. Activities of a Tribal Governments Liaison might include:

- 
- ✓ Helping Local Census Office staff identify potential applicants from the community.
  - ✓ Helping Local Census Office staff assess whether applicant skills match census jobs.
  - ✓ Pre-testing potential applicants, if needed.
-

***HELP APPLICANTS PREPARE FOR EMPLOYMENT TEST***


Another area in which the Census Bureau requires the expertise of Tribal Governments Liaisons is in the possible pre-training or coaching of applicants on taking *Census 2000* employment tests that assess basic skills. Although Local Census Office staff are responsible for the actual testing and hiring of personnel, collaboration with a tribal representative is important. Activities of a Tribal Governments Liaison might include:

- 
- ✓ Coaching applicants on test taking to put them at ease and eliminate test anxiety.
  - ✓ Pre-training applicants, if needed, to boost their confidence in taking the application test.
  - ✓ Helping the Census Bureau tailor its testing methods, if necessary, to accommodate local cultural issues.
- 

***ADDRESS LOCAL STAFF TURNOVER ISSUES***

Staff turnover for temporary census jobs is sometimes quite high. Thus, activities of a Tribal Governments Liaison might include:

- 
- ✓ Maintaining a ready pool of applicants to ensure that census field operations are completed on schedule.
  - ✓ Coordinating with the Local Census Office to re-staff positions, as needed.
- 





### ***ADDRESS CULTURE AND LANGUAGE FACTORS***

The Census Bureau recognizes that each tribal community is unique. Thus, different cultural issues need to be considered for different tribes. Through its Tribal Governments Liaison, each tribe is encouraged to ensure that cultural and language factors are made part of all recruitment efforts. Activities of a Tribal Governments Liaison might include:

- ✓ Training non-tribal Local Census Office employees on cultural issues.
- ✓ Helping shape local hiring and training approaches so they reflect cultural perspectives.
- ✓ Providing the Census Bureau with guidance on cultural and language issues that might affect the testing process.
- ✓ Coordinating with the Local Census Office to make sure tribal language speakers are involved, if needed, in census recruitment activities.
- ✓ Ensuring sensitivity to cultural diversity throughout the recruitment process.

*People make a place as much as a place makes them . . .*

Gregory A. Cajete (Pueblo)



## ENUMERATION PLANNING AND ASSISTANCE

What's the best way to make certain that every American Indian and Alaska Native is counted in *Census 2000*? That's the big question for enumeration planning in Indian Country. As tribal representatives to the Census Bureau, Tribal Governments Liaisons will play a major role in enumeration planning and assistance. The main enumeration focus of Tribal Governments Liaisons is to:

- Ensure that tribal officials take advantage of the several opportunities they are given to review and update map and boundary information as part of the Census Bureau's Geographic Programs.
- Help Census Bureau staff select enumeration methods that are appropriate to their local communities.
- Arrange for facilities that can serve as Questionnaire Assistance Centers and Be Counted sites.
- Monitor the progress of the enumeration process.

### ***PROVIDE INFORMATION ABOUT THE CENSUS BUREAU'S GEOGRAPHIC PROGRAMS***

The Census Bureau has several different Geographic Programs associated with Indian Country. These programs provide information that is key for the *Census 2000* enumeration process and the preparation of the data tabulations that will follow. Tribal review of this information is critical, specifically regarding the following:

***Boundary designations:*** One Census Bureau goal is to have accurate boundary information for all reservation and off-reservation trust lands—both tribal and individual trust lands. For each Federally recognized tribe that has a reservation or trust lands, the Census Bureau sends out Boundary and Annexation Survey maps to be reviewed and corrected by the tribe. Within reservations and trust lands, tribes can delineate some other statistical areas, including communities for which the Census Bureau can present local data. For each Federally recognized tribe without reservation or trust lands, the Census Bureau asks tribal officials to identify an area over which the tribe has significant influence. These boundary designations are the basis for collecting and tabulating census data, so their delineation and accuracy are important for tribes.

People from outside a community are not likely to know how to locate every resident, particularly residents in isolated areas or in nontraditional housing situations. Tribal input—either directly by Tribal Governments Liaisons or through their coordination with tribal officials—is important. Activities of a Tribal Governments Liaisons might include:

- 
- ✓ Providing Local Census Office staff with information about the location of isolated households, nontraditional types of housing situations, and facilities where homeless people may gather.
  - ✓ Identifying for enumerators all service-based locations and the exact location of such facilities to ensure they are included on the enumerator maps.
  - ✓ Canvassing tribal and other human service providers whose clients are likely to include isolated and homeless individuals—staff from these agencies may be good resources for ideas on reaching these segments of the community.
  - ✓ Coordinating with informal community networks—networks that have contact with residents who usually don't participate in regular community activities; collecting information about the location of those residents, and providing that information to Local Census Office staff.
-

### ***IDENTIFY FACILITIES FOR QUESTIONNAIRE ASSISTANCE CENTERS AND BE COUNTED SITES***

As discussed earlier in the *Outreach and Promotion* section, Questionnaire Assistance Centers and Be Counted sites need to be set up to help the enumeration process. Please refer to the earlier section for information about Tribal Governments Liaison roles in securing these sites and promoting their existence to tribal residents.

### ***MONITOR PROGRESS OF THE ENUMERATION PROCESS***

It's very important that tribes keep current about how the enumeration process is going in their communities. Tribes need to be both reactive and proactive about that progress. Activities of a Tribal Governments Liaison might include:

- ✓ Maintaining contact with the Local Census Office staff about the progress of enumeration activities.
- ✓ Keeping informed about questionnaire response rates for different parts of the tribal area and about residents' cooperation with census enumerators for enumeration methods using mail-out/mail-back or update/leave.
- ✓ Using that information to develop plans for targeting last minute enumeration and outreach activities.
- ✓ Helping the Census Bureau with alternative methods of data collection for areas in which the enumeration process is lagging.
- ✓ Staying aware of how residents are responding to the enumeration process, and giving feedback to the Census Bureau on any changes that might be helpful.
- ✓ Serving as "eyes and ears" for the tribe and the Census Bureau regarding progress made on the overall enumeration process.

*... my attachment to my native land is strong ...*

George W. Harkins (Choctaw)

## POST-CENSUS ACTIVITIES

During the *Post-Census* process, tribes provide valuable feedback about the way the census was conducted in their areas. This feedback will be used to design future census efforts in Indian Country. Several activities need to take place once the *Census 2000* count is finished. Post-Census activities of a Tribal Governments Liaison might include:

- 
- ✓ Helping arrange a Census Bureau “debriefing” by tribal officials.
  - ✓ Participating with tribal officials in discussing, from a tribal standpoint, how the overall *Census 2000* process worked for the tribe and what, if any, problems were encountered, and how to deal with those problems effectively in future censuses.
  - ✓ Completing a post-census questionnaire provided by the Census Bureau. The questionnaire will survey Tribal Governments Liaison views about *Census 2000* activities—what worked well in their tribal areas and why; what didn’t work so well and why. The Census Bureau will use that input to compile a report—which will be sent to all American Indian and Alaska Native tribal governments. The input will also be used to plan for improving the 2010 census.
  - ✓ Participating in requested interviews, focus groups, and other discussions with Census Bureau Headquarters staff regarding the evaluation of *Census 2000* procedures.
  - ✓ Encouraging tribal officials and department staffs to use the Census Bureau’s website ([www.census.gov](http://www.census.gov)) which is user friendly. This site provides access to some 1990 and earlier data on American Indians and Alaska Natives, as well as some *Census 2000 data*. The American FactFinder, which is accessible from that site, also enables people to select their own inquiries for different geographics and variables.
- 

*My people’s memory reaches into the beginning of all things.*

Chief Dan George (Co-Salish)

## SUMMARY


**Partnership** is the binding theme for *Census 2000*. The Tribal Governments Liaison Program is intended to establish and nurture an on-going partnership between American Indian and Alaska Native governments and the Census Bureau.

Both the philosophy and design of the Tribal Governments Liaison Program are predicated on the unique government-to-government relationship that exists between Federally recognized tribes and the Federal government. Nothing in this handbook is meant in any way to interfere with tribal sovereignty or operations internal to tribal communities. Rather, the handbook is meant solely to provide tribes and their Tribal Governments Liaisons with suggested activities for improving *Census 2000* operations within Indian Country.

The ultimate goal is to obtain a complete and accurate census count for the American Indian and Alaska Native population. Tribal Governments Liaisons can play a major role in helping achieve that goal. As tribal representatives, Tribal Governments Liaisons serve as facilitators and conveyors of information both to and from the tribe and to and from the Census Bureau. They are vital resources on community and cultural issues. As liaisons, they serve as bridges between Census Bureau staff and tribal communities. Tribal Governments Liaison knowledge and insights are key to the success of the census process for the new millennium and beyond.

*Fresh perspectives and new ways of dealing with challenges will be the promise.  
The future Native peoples will have the survivorship, the inventiveness,  
and the adaptive abilities of their parents and grandparents.  
The new generations will take the Native life path with less burden,  
and build new traditions that protect the homelands, the culture, the traditions,  
and carry the language into another millennium . . .*

Janine Pease Pretty On Top (Crow)



# APPENDIX

President Clinton's 1994 *White House Memorandum  
on Government-to-Government Relations  
With Native American Tribal Governments*

U.S. Commerce Department's 1995  
*American Indian and Alaska Native Policy*

THE WHITE HOUSE  
WASHINGTON

April 29, 1994

MEMORANDUM FOR THE HEADS OF EXECUTIVE DEPARTMENTS AND AGENCIES

SUBJECT: Government-to-Government Relations with  
Native American Tribal Governments

The United States Government has a unique legal relationship with Native American tribal governments as set forth in the Constitution of the United States, treaties, statutes, and court decisions. As executive departments and agencies undertake activities affecting Native American tribal rights or trust resources, such activities should be implemented in a knowledgeable, sensitive manner respectful of tribal sovereignty. Today, as part of an historic meeting, I am outlining principles that executive departments and agencies, including every component bureau and office, are to follow in their interactions with Native American tribal governments. The purpose of these principles is to clarify our responsibility to ensure that the Federal Government operates within a government-to-government relationship with federally recognized Native American tribes. I am strongly committed to building a more effective day-to-day working relationship reflecting respect for the rights of self-government due the sovereign tribal governments.

In order to ensure that the rights of sovereign tribal governments are fully respected, executive branch activities shall be guided by the following:

- (a) The head of each executive department and agency shall be responsible for ensuring that the department or agency shall be responsible for ensuring that the department or agency operates within a government-to-government relationship with federally recognized tribal governments.
- (b) Each executive department and agency shall consult, to the greatest extent practicable and to the extent permitted by law, with tribal governments prior to taking actions that affect federally recognized tribal governments. All such consultations are to be open and candid so that all interested parties may evaluate for themselves the potential impact of relevant proposals.
- (c) Each executive department and agency shall assess the impact of Federal Government plans, projects, programs, and activities on tribal trust resources and assure that tribal government rights and concerns are considered during the development of such plans, projects, programs, and activities.
- (d) Each executive department and agency shall take appropriate steps to remove any procedural impediments to working directly and effectively with tribal governments on activities that affect the trust property and/or governmental rights of the tribes.
- (e) Each executive department and agency shall work cooperatively with other Federal departments and agencies to enlist their interest and support in cooperative efforts, where appropriate, to accomplish the goals of this memorandum.
- (f) Each executive department and agency shall apply the requirements of Executive Orders Nos. 12875 ("Enhancing the Intergovernmental Partnership") and 12866 ("Regulatory Planning and Review") to design solutions and tailor Federal programs, in appropriate circumstances, to address specific or unique needs of tribal communities.

The head of each executive department and agency shall ensure that the department or agency's bureaus and



components are fully aware of this memorandum, through publication or other means, and that they are in compliance with its requirements.

This memorandum is intended only to improve the internal management of the executive branch and is not intended to, and does not, create any right to administrative or judicial review, or any other right or benefit or trust responsibility, substantive or procedural, enforceable by a party against the United States, its agencies or instrumentalities, its officers or employees, or any other person.

The Director of the Office of Management and Budget is authorized and directed to publish this memorandum in the Federal Register.

William Clinton,  
President of the United States

Date: 4/29/94

**AMERICAN INDIAN AND ALASKA NATIVE POLICY**  
**of the**  
**U.S. DEPARTMENT OF COMMERCE**

**INTRODUCTION**

In recognition of the unique status of American Indian and Alaska Native tribal governments, the Department of Commerce hereby proclaims its American Indian and Alaska Native Policy. This policy outlines the principles to be followed in all Department of Commerce interactions with American Indian and Alaska Native tribal governments. This policy is based on the United States Constitution, federal treaties, policy, law, court decisions, and the ongoing political relationship among the tribes and the federal government.

Acknowledging the government wide fiduciary obligations to American Indian and Alaska Native tribes but also supporting tribal autonomy, the Department of Commerce espouses a government-to-government relationship between the federal government and American Indian and Alaska Native tribes.

This policy pertains to federally recognized tribes and provides guidance to Commerce personnel for issues affecting American Indians and Alaska Natives. This policy does not apply to Commerce interactions with state recognized tribes, Indians, or Alaska Natives who are not members of tribes with respect to matters provided for by statute or regulation.

This policy is for internal management only and shall not be construed to grant or vest any right to any party with respect to any federal action not otherwise granted or vested by existing law or regulations.

**DEFINITIONS**

Indian tribe (or tribe). Any Indian tribe, band, nation, Pueblo, or other organized group or community, acknowledged by the federal government to constitute a tribe with a government-to-government relationship with the United States, pursuant to 25 CFR part 83.

Tribal government. The governing body of an Indian tribe that has been officially recognized as such by inclusion in the list of "Indian Entities Recognized and Eligible to Receive Services from the United States Bureau of Indian Affairs," as printed in the Federal Register. This list is updated annually.

**POLICY PRINCIPLES**

The following policy statements provide general guidance to U.S. Department of Commerce employees for actions dealing with American Indian and Alaska Native governments.

1. **THE DEPARTMENT RECOGNIZES AND COMMITS TO A GOVERNMENT-TO-GOVERNMENT RELATIONSHIP WITH AMERICAN INDIAN AND ALASKA NATIVE TRIBAL GOVERNMENTS.**

Commerce recognizes that the tribal right of self-government flows from the inherent sovereignty of tribes and nations and that federally recognized tribes have a direct relationship the federal government. Commerce further recognizes the rights of each tribal government to set its own priorities and goals for the welfare of its membership.

2. **THE DEPARTMENT ACKNOWLEDGES THE TRUST RELATIONSHIP BETWEEN THE FEDERAL GOVERNMENT AND AMERICAN INDIAN AND ALASKA NATIVE TRIBES AS ESTABLISHED BY SPECIFIC STATUTES, TREATIES, COURT DECISIONS, EXECUTIVE ORDERS AND REGULATIONS.**

Commerce, in keeping with the fiduciary relationship, will consult with tribal governments prior to implementing any action when developing legislation, regulations, and/or policies that will affect the natural and/or environmental resources of tribes.

3. **THE DEPARTMENT WILL CONSULT WITH TRIBAL GOVERNMENTS BEFORE MAKING DECISIONS OR IMPLEMENTING PROGRAMS THAT MAY AFFECT TRIBES TO ENSURE THAT TRIBAL RIGHTS AND CONCERNS ARE ADDRESSED.**

Commerce recognizes that as a sovereign government, the tribe is responsible for the welfare rights of its membership. Therefore, Commerce will seek tribal input on policies, programs, and issues that may affect a tribe.

4. **THE DEPARTMENT WILL IDENTIFY AND TAKE APPROPRIATE STEPS TO REMOVE ANY IMPEDIMENTS TO WORKING DIRECTLY AND EFFECTIVELY WITH TRIBAL GOVERNMENTS.**

Commerce recognizes there may be legal, procedural, and other impediment that affect its working relationships with tribes. It will apply the requirements of Executive Orders Nos. 12875 ("Enhancing the Intergovernmental Partnership") and 12866 ("Regulatory Planning and Review") to design solutions and tailor Federal programs, when appropriate, to address specific or unique needs of tribal communities.

5. **THE DEPARTMENT WILL WORK COOPERATIVELY WITH OTHER FEDERAL DEPARTMENTS AND AGENCIES, WHERE APPROPRIATE, TO FURTHER THE GOALS OF THIS POLICY.**

Commerce recognizes the importance of interagency cooperation. Therefore, Commerce will encourage and strive for communication and coordination among all governmental agencies to ensure that the rights of tribal governments are fully upheld.

6. **THE DEPARTMENT WILL WORK WITH TRIBES TO ACHIEVE THEIR GOAL OF ECONOMIC SELF-SUFFICIENCY.**

Commerce recognizes the importance of economic independence to tribal self-determination and pledges to assist tribes with developing strong and stable economies to participate in today's national and global marketplace. Therefore, the Department will make every effort to ensure that tribes have access to Commerce programs that will help them meet their economic goals.

7. **THE DEPARTMENT WILL INTERNALIZE THIS POLICY TO THE EXTENT THAT IT WILL BE INCORPORATED INTO ONGOING AND LONG-TERM PLANNING AND MANAGEMENT PROCESSES, AS WELL AS DAY-TO-DAY OPERATIONS.**

Commerce recognizes that policies are not relevant or successful unless they are acted upon. The Commerce Department is determined to ensure that the principles of this policy are incorporated effectively into all operations and basic tenets of its mission.

Therefore, the Secretary of the Department of Commerce hereby directs all Commerce agencies, bureaus, and their components to implement this policy by incorporating all the above principles in their planning and management activities, their legislative and regulatory initiatives, as well as their policy development.

**AMERICAN INDIAN AND ALASKA NATIVE POLICY**  
**of the**  
**U.S. DEPARTMENT OF COMMERCE**

“All men were made by the Great Spirit Chief. They are all brothers. The earth is the mother of all people, and all people should have equal rights upon it... Let me be a free man--free to travel, free to stop, free to work, free to trade where I choose, free to choose my own teachers, free to follow the religion of my fathers, free to think and talk and act for myself and I will obey ever law, or submit to the penalty.”

Chief Joseph, Nez Perce Nation

From the Secretary of Commerce:

In the great mosaic of our country, we all know it takes work, cooperation, and knowledge to make our dreams reality. This policy offers cooperation, access to information, which is knowledge, and my pledge to create an environment that will foster dreams, free will, and productivity. It is time for our nations to realize that we are interdependent. With that wisdom, we must work together to build a strong future for all of us.

RONALD H. BROWN,  
Secretary of Commerce

**SOURCES OF QUOTES  
USED IN TRIBAL GOVERNMENT LIAISON HANDBOOK**

---

Page 2. “My children will grow up here, and I am looking ahead for their benefit, and for the benefit of my children’s children, too; and even beyond that again . . .”

from speech entitled “I Feel that my Country Has Gotten a Bad Name,” by Sitting Bull (Sioux). Included in *Indian Oratory: Famous Speeches by Noted Indian Chieftans*, compiled by W.C. Vanderwerth. New York: Ballantine Books, 1971.

.....

Page 5. “Sing with me. I will lead you.  
Dance along with me. I will show you the steps.  
Know how we came to this place.  
Know the stories of our way . . .  
Do not be afraid to make new songs.”

spoken by Night Walker, a character in a play entitled “49,” by Hanay Geiogamah (Kiowa/Delaware). *New Native American Drama: Three Plays*, by Hanay Geiogamah. Norman, OK: University of Oklahoma Press, 1980.

.....

Page 15. “. . . I have seen that in any great undertaking it is not enough for a man to depend simply upon himself.”

Lone Man (Teton Sioux). Obtained from Internet.  
Website <http://www.ilhawaii.net/~stony/quotes/html>

.....

Page 20. “People make a place as much as a place makes them . . .”

from essay entitled “Ensoulement of Nature,” by Gregory A. Cajete (Pueblo). Included in *Native Heritage: Personal Accounts by American Indians 1790 to the Present*, edited by Arlene Hirshfelder. New York: Macmillan, 1995.

.....

Page 25. “. . . my attachment to my native land is strong . . .”

from an address which appeared in the press in 1830, in response to the removal of the Choctaw Nation from Mississippi, by George W. Harkins (Choctaw). Included in *Touch the Earth: A Self-Portrait of Indian Existence*, compiled by T.C. McLuhan. New York: Pocket Books, 1972.

.....

Page 26. "My people's memory reaches into the beginning of all things."  
written by Chief Dan George (Co-Salish): *My Heart Soars*. Saanichton, British  
Columbia: Hancock House Publishers, 1974.

.....

Page 27. "Fresh perspectives and new ways of dealing with challenges will be the promise. The  
future Native peoples will have the survivorship, the inventiveness, and the adaptive  
abilities of their parents and grandparents. The new generations will take the Native life  
path with less burden, and build new traditions that protect the homelands, the culture,  
the traditions, and carry the language into another millennium . . ."

by Janine Pease Pretty On Top (Crow). In a column entitled "Viewpoint," in *Native  
Peoples Magazine*, Vol.11, No. 1 (Fall/Winter 1997). Published by Media Concept  
Group, Inc., Phoenix, AZ.

---

D-3337 (AI)  
(11-99)



# AMERICAN INDIAN AND ALASKA NATIVE HANDBOOK

U.S. Department of Commerce  
Economics and Statistics Administration  
U. S. CENSUS BUREAU





U.S. Department of Commerce  
**William M. Daley**, Secretary  
**Robert L. Mallett**, Deputy  
Secretary



Economics and Statistics  
Administration  
**Robert J. Shapiro**, Under Secretary  
for Economic Affairs



U.S. CENSUS BUREAU  
**Kenneth Prewitt**, Director  
**Bradford R. Huther**, Deputy Director  
Principal Associate Director for Programs,  
**Paula J. Schneider**  
Associate Director for Field Operations,  
**Marvin D. Raines**

## Acknowledgments

Many persons contributed to the content of this publication. Primary direction, writing and editing of this publication was the responsibility of **Sydnee Chattin-Reynolds** (Partnership and Data Services Branch, American Indian and Alaska Native Program Manager). The staff of the Regional Census Centers, Field Division, provided assistance with the editing of this publication. The staff of the Administrative and Customer Services Division, **Walter C. Odom**, Chief, provided publication planning and printing planning and procurement.

## FORWARD

The Year 2000 Census will impact tremendously upon the funding of American Indian Programs and the tribes' abilities to provide services to American Indian citizens in the year 2000 and beyond. Therefore, it is very imperative for all American Indians to be counted. As a member of the American Indian and Alaskan Native Advisory committee, I would urge all Tribal leaders to place the 2000 Census issue on the agenda of Tribal meetings and discuss the advantages of a complete count of the American Indian population. According to the 1990 census there was a 12.2% undercount of the US American Indian population and American Indian reservations, therefore, for every million dollar allocation in funding, American Indian tribes lost \$122,000. Again American Indian tribes and tribal leaders need to work towards attaining a complete count of their communities.

Gregory Richardson  
American Indian Alaska Native Advisory Committee

# AMERICAN INDIAN AND ALASKA NATIVE PROGRAM HANDBOOK

---

## INTRODUCTION

For each year ending in zero, the Federal Government conducts a census of the U.S. population and its housing units. This has occurred every 10 years since the first census was taken in 1790. *Census 2000* is the twenty-second effort to count all U.S. residents and to collect a wide range of education, housing, economic, and demographic information about the entire population, its housing, and communities.

The Bureau of the Census, U.S. Department of Commerce, is the Federal agency responsible for conducting the census. For *Census 2000*, the Census Bureau has set up many new programs as part of its on-going relationship with governments at all levels, and with private entities. Included among these initiatives are some that specifically relate to the American Indian and Alaska Native population.

This *American Indian and Alaska Native Program Handbook* is designed for use by tribes, Indian communities and organizations. It includes some brief information about past censuses and the confidentiality of census information; it then discusses the *Census 2000* activities and, in particular, suggested activities for tribes, Indian communities and organizations. To supplement this handbook, the highest elected official of each State recognized tribe will also have the opportunity to participate in training provided by Local and Regional Census Bureau staff.

Ultimately, tribes, Indian communities, and organizations with the Census Bureau can share a common objective for *Census 2000*—namely, to obtain an accurate and complete census count of each American Indian and Alaska Native. A successful *Census 2000* will provide solid information that each tribal government and organization can use to make judgements for meeting the challenges of serving succeeding generations of tribal members.

*My children will grow up here, and I am looking ahead for their benefit,  
and for the benefit of my children's children, too;  
and even beyond that again . . .*

*Sitting Bull (Sioux)*

## A HISTORICAL TIMELINE: U.S. CENSUS AND AMERICAN INDIAN & ALASKA NATIVE POPULATIONS

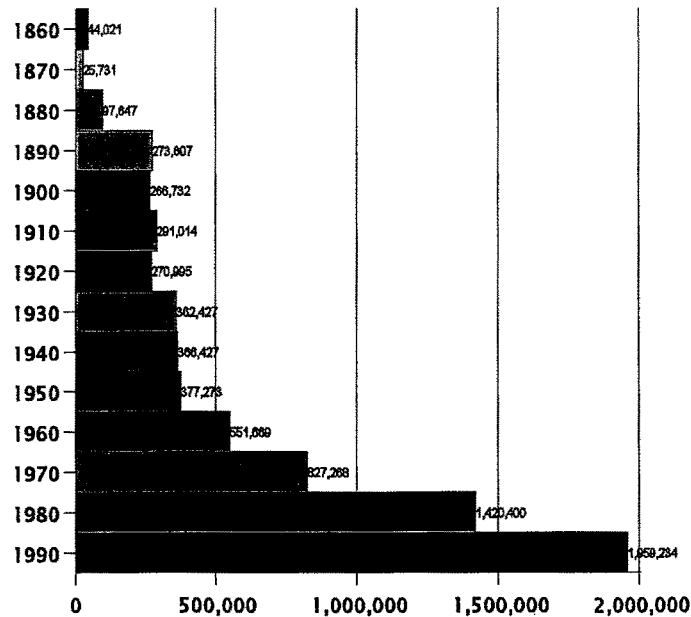
It was not until 1860, seventy years after the first census count was taken, that American Indians were counted in the census as a separate population category. Since 1960, in particular, the Census Bureau has made many changes in its methods of enumeration in an effort to get a more accurate and complete count for American Indians and Alaska Natives.

1790	<i>The first population census is taken in the United States.</i>
1860	<i>American Indians are counted as a separate population category for the first time.</i>
1890-1950	<i>Census-takers mainly use observation to identify American Indians and Alaska Natives.</i>
1960-1970	<i>Self-identification replaces observation as the primary approach to census-taking.</i>
1980	<p><i>The Census Bureau begins to actively seek American Indian and Alaska Native input into the census process by:</i></p> <ul style="list-style-type: none"> <li>● <i>Holding regional meetings with tribal leaders to discuss the census process.</i></li> <li>● <i>Conducting workshops and distributing materials at national American Indian conferences.</i></li> <li>● <i>Providing American Indian media with census public relations materials.</i></li> <li>● <i>Hiring American Indians and Alaska Natives to work at the regional and headquarters levels.</i></li> </ul>
1990	<p><i>The Census Bureau increases its collaboration with the American Indian and Alaska Native population by:</i></p> <ul style="list-style-type: none"> <li>● <i>Creating the Tribal Governments Liaison Program, which encourages Federally recognized tribes to appoint a tribal member to serve as the central contact between Census Bureau staff and the tribe.</i></li> <li>● <i>Creating the Census Advisory Committee on American Indian and Alaska Native Populations.</i></li> <li>● <i>Hiring tribal members for local census planning and collection activities.</i></li> <li>● <i>Increasing the focus on self-identification as an enumeration method.</i></li> <li>● <i>Instructing census takers to ask people to identify the race of each household member when filling out the questionnaire.</i></li> </ul>

## Census Counts of American Indians and Alaska Natives

Until the middle of this century, the American Indian and Alaska Native census counts increased at a relatively gradual pace. By 1960, however, the counts began to increase dramatically. The 1990 census count for American Indians and Alaska Natives was more than 8 times what it had been at the turn of the century. Below is a graph showing the changes over the past 130 years.

### GETTING READY FOR *CENSUS 2000*



## Getting Ready For Census 2000

Experiences from past censuses and input from American Indian and Alaska Native people have provided the Census Bureau with new ideas and new challenges for conducting *Census 2000*. Based on that feedback, the Census Bureau:

- ❖ Developed new enumeration strategies to increase the completeness of the American Indian and Alaska Native count. These strategies were pilot-tested in 1996 on two reservations—Acoma Pueblo and trust lands in New Mexico; and Fort Hall reservation in Idaho.
- ❖ Conducted a dress rehearsal on the Menominee reservation in Wisconsin (1998) to test the overall *Census 2000* process.
- ❖ Incorporated the 1996 pilot test and *Census 2000* dress rehearsal findings into the design of *Census 2000* operations in tribal areas.
- ❖ Renewed the *Census Advisory Committee on the American Indian and Alaska Native Populations*.

### CENSUS ADVISORY COMMITTEE ON AMERICAN INDIAN AND ALASKA NATIVE POPULATIONS


*First established for the 1990 Census and, as a result of its success, continued for Census 2000, the Census Advisory Committee on the American Indian and Alaska Native Populations has been a major contributor to developing and implementing Census 2000 activities in Indian Country. Its nine members are all American Indian or Alaska Native, and represent backgrounds of diverse training, knowledge, and expertise. The primary task of Committee members is to provide policy and program planning guidance to the Census Bureau on topics such as outreach, data collection, and evaluation activities. Members volunteer their time and are highly respected by Census Bureau staff for the assistance they provide.*

*Sing with me. I will lead you.  
Dance along with me. I will show you the steps.  
Know how we came to this place.  
Know the stories of our way . . .  
Do not be afraid to make new songs  
Hanay Geigamali (Kjowa/Delaware)*

## CONFIDENTIALITY

It is important that tribal members know that their census responses are protected by law. All information collected by the Census Bureau under the authority of Title 13 of the U.S. Code is *strictly confidential*. The same law that requires individuals to respond to the census also guarantees the confidentiality of the respondents.

- ❖ By law, the Census Bureau cannot share individual responses with anyone. That includes the Federal Bureau of Investigation, the Central Intelligence Agency, the Internal Revenue Service, and any state or Federal welfare departments.
- ❖ Census workers must pass both security and employment reference checks. They are sworn to uphold a pledge of confidentiality. The penalty for violating the confidentiality of responses is up to a \$5,000 fine and up to a five-year prison term.
- ❖ No court of law can have access to individual census responses. Not even the President of the United States can get access to this information.



## CENSUS 2000 ACTIVITIES

One of the core strategies for *Census 2000* is the building of **Partnerships**. Implicit in the concept of partnerships is that both partners benefit from the collaboration.

### *BENEFITS FOR TRIBES, INDIAN COMMUNITIES AND ORGANIZATIONS*

- ❖ *Increased involvement in both the planning and implementation of Census 2000. (The undercount for American Indians living on reservations for the 1990 Census, per the Post Enumeration Survey, was 12.2%—the highest in the country.*
- ❖ *A more complete and accurate count of tribal residents which, in turn, will:*
  - *Provide tribal governments and urban organizations with detailed summary information about reservations and non-reservation residents, including economic, housing, education, and related topics. This summary information is important for future tribal and urban organization planning, to meet projected community needs, and to support community growth.*
  - *Ensure equitable allocation of Federal and state resources that are based on census data.*
  - *Provide opportunities for greater external political impact, to the extent that census data are used for reapportioning boundaries for both Federal congressional and state legislative districts.*


### *BENEFITS FOR THE CENSUS BUREAU*

- ❖ *Increased American Indian and Alaska Native participation in the census process, and thus a more complete American Indian and Alaska Native count.*
- ❖ *Better understanding of and familiarity with tribal and cultural issues that may affect census operations at the local level.*
- ❖ *Larger pool of tribal applicants to fill temporary census jobs in Local Census Offices.*



The tribal leaders and directors to urban organizations are major players in implementing the tribal and Census Bureau partnership for *Census 2000*. They coordinate with tribal government officials, tribal organizations and planners, and tribal and local agency staffs. They also coordinate closely with Census Bureau staff—including Census Partnership Specialists, Local Census Office , Managers, Regional Census Center Geographers, Field Office Supervisors, and Assistant Managers for Field Operation. The next four sections of this handbook discuss the primary areas of *Census 2000* operations on which Tribal Governments and organizations will focus most of their efforts, namely:

*Outreach And Promotion  
Recruitment for Census Jobs  
Enumeration Planning and  
Assistance  
Post-Census Activities*



## OUTREACH AND PROMOTION

The primary outreach and promotion goal is to develop community support and participation in *Census 2000*. Implementation of those activities will vary from one American Indian and Alaska Native community to another. Each tribe, Indian community and organization needs to consider relevant language, culture, and other factors in the design of its census outreach and promotion initiatives. The main focus is to:

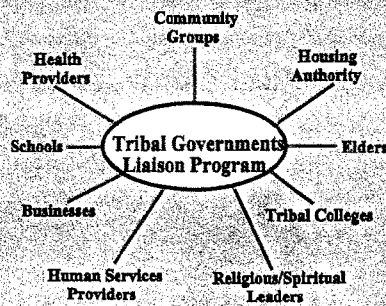
- ① *Work with the Indian community to establish a Complete Count Committee, or secure involvement of community-based groups to promote the census.*
- ② *Compile information about benefits to the Indian community from having complete and accurate census data.*
- ③ *Identify a wide range of community events at which presentations can be made to promote the census and temporary local census jobs.*
- ④ *Identify appropriate media for publicizing census operations.*
- ⑤ *Identify Questionnaire Assistance Centers and Be Counted Sites.*
- ⑥ *Distribute Census Bureau and/or tribal promotional materials.*

### ***HELP ESTABLISH TRIBAL COMPLETE COUNT COMMITTEES***

Local outreach and promotion activities for *Census 2000* are massive undertakings. Tribal Leaders cannot carry the sole responsibility for this on behalf of their tribes. Thus, the Census Bureau has asked each tribal government and urban organizations to set up a *Complete Count Committee*. Each Committee, which represents a broad range of community interests, will play a major role in conducting census outreach and promotion activities for its tribe. [For further information, please refer to the separate *Complete Count Committee Handbook*.]

However, if a tribe or urban organization chooses not to establish a Complete Count Committee, activities of these entities might include:


- ✓ *Identifying local agencies and community networks that serve or interact with different segments of the tribal population—making certain that at-risk and hard-to-reach segments of the community are included.*
- ✓ *Collaborating with those community-based entities—both formally and informally—to spread the word about the census and its importance to the tribe.*
- ✓ *Enlisting on-going support for outreach activities from as wide a range of community groups as possible—from now through the summer of 2000. Examples of groups to coordinate with are shown below.*



### **COMPILE INFORMATION ABOUT USES OF CENSUS DATA**

The more that residents of any community can relate the census data collection process to their own lives, the more likely they are to participate in the census. To encourage *Census 2000* participation from all American Indian and Alaska Native populations, activities might include:

- ✓ *Compiling information for all American Indian and Alaska Native populations about the various ways in which census data are used—by tribal, Federal, state and local governments, urban organizations, and private enterprises—for purposes of both planning and allocating resources.*
- ✓ *Identifying specific ways in which the American Indian and Alaska Natives or Indian country will benefit from the use of census data: for example, census data can be used as a basis for projecting future community needs in the areas of economic development, education, health, human services, and law enforcement; it can also be used as a basis for planning services for special populations such as elders, youth, and at-risk community members.*
- ✓ *Using the above cited information in all outreach and census promotion activities.*



### **MAKE PRESENTATIONS ABOUT CENSUS 2000 AT MEETINGS AND EVENTS**

To ensure that as many American Indian and Alaska Native's as possible receive census information, activities might include:



- ✓ *Identifying community events and meetings at which presentations about the census would be appropriate and feasible, for reaching the widest possible audience.*
- ✓ *Serving as a presenter to explain the benefits that full community participation in the census process will have in Indian country.*
- ✓ *Helping Census Bureau presenters tailor their materials to reflect both knowledge of and respect for cultural and local issues.*
- ✓ *Using events and meetings to provide information about census jobs that are available locally, and to explain the benefits of having census jobs filled by community residents.*



**IDENTIFY APPROPRIATE MEDIA**

Not everyone reads the same newspapers or newsletters. Not everyone listens to the same radio shows or watches the same television programs. To ensure that *Census 2000* is promoted throughout Indian country, activities might include:

- ✓ *Identifying a combination of local media (tribal newspapers, school newspapers, community newsletters, radio, and television) that reach a sizeable cross-section of the tribal population, and that can be used to promote Census 2000; and providing Census Bureau staff with that information.*
- ✓ *Identifying parts of the tribal community that are least likely to be counted if no special effort is made to reach them.*
- ✓ *Developing local census media messages aimed at gaining participation from hard-to-reach segments of the community.*
- ✓ *Reviewing Census Bureau media messages—both written and spoken—and tailoring them, as needed, to reflect the cultural needs of the tribal community.*



### ***IDENTIFY BE COUNTED SITES AND QUESTIONNAIRE ASSISTANCE CENTERS***

*Be Counted Sites* These sites are associated with the “Be Counted” campaign, which is run by each Local Census Office. The purpose of “Be Counted” sites is to make Be Counted questionnaires available in public places. The primary focus is on whole households that were missed in the census, or on individuals who think they were missed on the form returned by their own households.

*Questionnaire Assistance Centers* These are facilities where tribal residents can receive help in filling out their *Census 2000* questionnaires. There are two types: (1) volunteer centers, staffed by community members; and (2) walk-in centers, staffed by Census Bureau employees.

Census Bureau staff may not be familiar enough with individual communities to determine the most effective location for Be Counted sites or Questionnaire Assistance Centers. Therefore, activities might include:

- ✓ *Assessing which locations in the community are most convenient for tribal members to get to—facilities where they go to shop, do business, or socialize.*
- ✓ *Assessing community attitudes about certain facilities and locations to be sure that they are not sites that residents avoid or in which they are uncomfortable.*
- ✓ *Arranging for appropriate facilities to serve as Be Counted sites and Questionnaire Assistance Centers; securing commitments from business owners and service providers to make their space available for census purposes.*
- ✓ *Determining the hours these sites should be open to the public—times that accommodate tribal residents' schedules and convenience; periodically assessing if those hours are still most appropriate and, if not, adjusting the hours accordingly.*
- ✓ *Keeping community members informed about the locations, hours, and purpose of Be Counted sites and Questionnaire Assistance Centers.*
- ✓ *Visiting Be Counted Sites to restock census questionnaires.*

***DISTRIBUTE CENSUS 2000 AND AMERICAN INDIAN AND ALASKA NATIVE PROMOTIONAL MATERIALS***

Ongoing and widespread distribution of *Census 2000* material is important. Additional promotion activities might include:

- ✓ *Identifying frequently used public locations and facilities in which to display census posters and information packets.*
- ✓ *Keeping those public locations and facilities stocked with census materials (including information about temporary local census jobs) for people to pick up when passing through the area.*
- ✓ *Making special efforts to distribute census information to the segments of the community that are least likely to participate in the census.*
- ✓ *Setting up booths and exhibits at local events and meetings in order to distribute census promotion materials—including information about temporary local census jobs.*
- ✓ *Arranging for these census exhibits to be staffed by tribal residents—by people familiar to the community, rather than by outsiders.*
- ✓ *Ensuring that all census materials are sensitive to the cultural and language needs of tribal members.*


*... I have seen that in any great undertaking  
it is not enough for man to depend simply upon himself.  
Lone Man (Sioux)*



## RECRUITMENT FOR CENSUS JOBS

A temporary workforce at the local level is essential for conducting *Census 2000*, and Tribal leaders and urban organizations play a pivotal role in recruiting this workforce in Indian Country. Knowledge about American Indian and Alaska Native residents and about cultural factors that may affect the employment process is important for ensuring that American Indian and Alaska Native interests are reflected in the recruiting and hiring of temporary census staff. The main recruitment focus is to:


- ② *Distribute information to tribal members and those who live off the reservation about the availability of census jobs.*
- ② *Identify and secure facilities for conducting recruitment, testing, and training activities.*
- ② *Help Local Census Office staff identify possible job applicants.*
- ② *Work with applicants to help them prepare for taking the census employment test.*
- ② *Work with the Local Census Office to deal with local staff turnover.*
- ② *Involve cultural experts and speakers of the tribal language in recruiting, testing, and training activities.*



***DISTRIBUTE INFORMATION ABOUT CENSUS JOBS***

American Indian and Alaska Native's need to be informed about temporary local *Census 2000* jobs. They also need to know what skills the jobs require and what the duties will be. Activities might include:

- ✓ *Keeping the community up-to-date about all local census job opportunities—positions that are available, skills required, duties of the positions, and all procedures related to recruitment, testing, and hiring.*
- ✓ *Determining how and where employment and recruitment information should be disseminated to tribal residents.*
- ✓ *Helping the Census Bureau advertise census jobs and recruitment sites, using the same combination of newspaper, radio, and television media used for other census promotion activities. (See the Outreach and Promotion section of this handbook.)*
- ✓ *Distributing census recruitment fliers, brochures, and posters in public places—community facilities, stores, tribal offices (such as Tribal Employment Rights Offices and Job Training Partnership Act Offices), or anywhere potential applicants are likely to see the information.*



### ***IDENTIFY AND SECURE RECRUITMENT FACILITIES***

Local space is needed for several different *Census 2000* recruiting activities—such as distributing job applications, answering questions about census jobs, conducting recruitment and testing activities, and providing training.

The knowledge of the community and attitudes about certain facilities is an important factor in selecting sites. Activities might include:

- ✓ *Helping identify facilities that meet Census Bureau recruitment needs as well as the needs of potential applicants, with respect to geographic convenience and comfort.*
- ✓ *Seeking facilities that are secure for confidentiality purposes.*
- ✓ *Making arrangements for those facilities to be used for recruitment activities for the duration of Census 2000.*
- ✓ *Making certain that the facilities can be open during the times that are most convenient for residents (including evenings and weekends).*

### ***IDENTIFY POTENTIAL JOB APPLICANTS***

Tribal Governments and urban organizations are much more likely than Local Census Office staff to know how to generate local interest in temporary census jobs, and how to reach potential job applicants for those positions. Activities might include:

- ✓ *Helping Local Census Office staff identify potential applicants from the community.*
- ✓ *Helping Local Census Office staff assess whether applicant skills match census jobs.*
- ✓ *Pre-testing potential applicants, if needed.*

### ***HELP APPLICANTS PREPARE FOR EMPLOYMENT TEST***

Another area in which the Census Bureau requires the expertise of Tribal Governments is in the possible pre-training or coaching of applicants on taking *Census 2000* employment tests that assess basic skills. Although Local Census Office staff are responsible for the actual testing and hiring of personnel, collaboration with a tribal representative is important. Activities might include:

- ✓ *Coaching applicants on test taking to put them at ease and eliminate test anxiety.*
- ✓ *Pre-training applicants, if needed, to boost their confidence in taking the application test.*
- ✓ *Helping the Census Bureau tailor its testing methods, if necessary, to accommodate local cultural issues.*

### ***ADDRESS LOCAL STAFF TURNOVER ISSUES***

Staff turnover for temporary census jobs is sometimes quite high. Thus, activities might include:

- ✓ *Maintaining a ready pool of applicants to ensure that census field operations are completed on schedule.*
- ✓ *Coordinating with the Local Census Office to re-staff positions, as needed.*



### **ADDRESS CULTURE AND LANGUAGE FACTORS**

The Census Bureau recognizes that each tribal community is unique. Thus, different cultural issues need to be considered for different tribes. Each tribe is encouraged to ensure that cultural and language factors are made part of all recruitment efforts. Activities might include:

- ✓ *Training non-tribal Local Census Office employees on cultural issues.*
- ✓ *Helping shape local hiring and training approaches so they reflect cultural perspectives.*
- ✓ *Providing the Census Bureau with guidance on cultural and language issues that might affect the testing process.*
- ✓ *Coordinating with the Local Census Office to make sure tribal language speakers are involved, if needed, in census recruitment activities.*
- ✓ *Ensuring sensitivity to cultural diversity throughout the recruitment process.*

*People make a place as much as a place makes them . . .*  
*Gregory A. Cajete (Pueblo)*



## ENUMERATION PLANNING AND ASSISTANCE

What's the best way to make certain that every American Indian and Alaska Native is counted in *Census 2000*? That's the big question for enumeration planning in Indian Country. As tribal representatives to the Census Bureau, each representative will play a major role in enumeration planning and assistance. The main enumeration focus is to:

- ① *Help Census Bureau staff select enumeration methods that are appropriate to their local communities.*
- ② *Arrange for facilities that can serve as Questionnaire Assistance Centers and Be Counted sites.*
- ③ *Monitor the progress of the enumeration process.*

### **PROVIDE INFORMATION ABOUT THE CENSUS BUREAU'S GEOGRAPHIC PROGRAMS**

The Census Bureau provides two geographic programs for state-recognized tribes :

1. The State Designated American Indian Statistical Area Program (SDAISA)
2. The State Reservation Program

The purpose of the State Designated American Indian Statistical Area (SDAISA) program, a new geographic program established for *Census 2000*, is to differentiate between state-recognized tribes without a land base and tribes recognized by the federal government without a land base. In 1990, all such tribes had participated in the Tribal Designated Statistical Area (TDSA) program. The purpose of the SDAISA program is to provide *Census 2000* data for state-recognized tribes that do not have a land base formally recognized as a reservation or as lands held in trust by a state government. SDAISA should encompass compact and contiguous areas in which a concentration of tribal members live or land area where there is identifiable tribal activity. Examples of the latter include: tribal headquarters buildings or meeting areas, cultural or religious areas of significance, tribal service centers, or tribally owned commercial areas. The SDAISA is not intended to identify all lands once claimed by a particular tribe. It is important to note that each tribal member will be enumerated by the Census Bureau for *Census 2000* by self-identification on the *Census 2000* questionnaire. It is not necessary for a tribal member to be located within the boundary of the SDAISA for that tribal member to be tabulated as part of the tribe.

The Census Bureau will coordinate the delineation of the SDAISAs through the governor's office, working with a state-appointed liaison. The Census Bureau contacted every governor's office requesting that they appoint a liaison to work with the Census Bureau on the *Census 2000* American Indian geographics programs for state-recognized American Indian tribes.

The purpose of the State Reservation program is to provide data to tribes where the state recognizes a land base for a tribe, but the tribe is not federally recognized. A state government liaison can review and update the boundaries for these geographic areas.

It's critical that each tribe ensures that the Census Bureau is using accurate and up-to-date geographic information. Activities of the state appointed tribal liaison might include:

- ✓ *Knowing who key tribal officials are for the census partnership.*
- ✓ *Ensuring that tribal officials and tribal planners are aware of all Census Bureau Geographic Programs.*
- ✓ *Ensuring that tribal officials, or their designee, thoroughly review the Census Bureau's boundary maps and statistical area information to determine if the information is accurate and up-to-date; if errors are found, corrections need to be provided to the Census Bureau immediately.*

### ***HELP SELECT ENUMERATION METHODS***

Once the Census Bureau's list of residential addresses and maps showing all streets in tribal areas are complete, the process of enumeration can begin. There are four approaches which the Census Bureau will use:

*Mail-out/Mail-back:* Census questionnaires are mailed directly to housing units that have house numbers and street name addresses—in other words, housing units that receive regular postal delivery using those addresses. Residents are asked to fill out questionnaires and then mail them back to the Census Bureau.

*Update/Leave:* This is an enumeration method primarily used in rural areas. It's a way of reaching households that do not have addresses with house numbers and street name addresses. Enumerators visit these households and leave questionnaires for residents to fill out and mail back to the Census Bureau.

*List/Enumerate:* This enumeration method is used in rural areas that are very remote or sparsely populated. Before Census Day, an enumerator will visit every census block, list, and map out every address as well as enumerate residents of each housing unit.

*Rural Update/Enumerate:* This enumeration method is for sparsely settled areas and areas where the Census Bureau expects a low mail response rate using the Update/Leave methodology. Enumerators will update address lists and conduct interviews at the same time. The more tribal input there is before and during the enumeration process, the more complete the count will be for each tribal area.

In addition to enumerating individuals in households, the Census Bureau also has ways to count people in nontraditional living situations. These include:

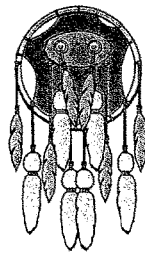
*Group Quarters Enumeration:* This is an enumeration method for counting people who live or stay in facilities or locations other than a usual house, apartment, or mobile home—for example, people living in college dorms, nursing homes, half-way houses, campgrounds, prisons, etc.

*Service-Based Enumeration:* This is the Census Bureau's primary way of counting people who have no specific housing. Enumeration occurs at facilities such as shelters, soup kitchens, mobile food van services, and targeted outdoor locations.



People from outside a community are not likely to know how to locate every resident, particularly residents in isolated areas or in nontraditional housing situations. Activities might include:

- ✓ *Providing Local Census Office staff with information about the location of isolated households, nontraditional types of housing situations, and facilities where homeless people may gather.*
- ✓ *Identifying for enumerators all service-based locations and the exact location of such facilities to ensure they are included on the enumerator maps.*
- ✓ *Canvassing tribal and other human service providers whose clients are likely to include isolated and homeless individuals—staff from these agencies may be good resources for ideas on reaching these segments of the community.*
- ✓ *Coordinating with informal community networks—networks that have contact with residents who usually don't participate in regular community activities; collecting information about the location of those residents, and providing that information to Local Census Office staff.*
- ✓ *Arrange for facilities that can serve as Questionnaire Assistance Centers and Be Counted Sites.*



### *MONITOR PROGRESS OF THE ENUMERATION PROCESS*

It's very important to keep current about how the enumeration process is going in Indian communities. To be both reactive and proactive about that progress. Activities might include:

- ✓ *Maintaining contact with the Local Census Office staff about the progress of enumeration activities.*
- ✓ *Keeping informed about questionnaire response rates for different parts of the tribal area and about residents' cooperation with census enumerators for enumeration methods using mail-out/mail-back or update/leave.*
- ✓ *Using that information to develop plans for targeting last minute enumeration and outreach activities.*
- ✓ *Helping the Census Bureau with alternative methods of data collection for areas in which the enumeration process is lagging.*
- ✓ *Staying aware of how residents are responding to the enumeration process, and giving feedback to the Census Bureau on any changes that might be helpful.*

*... my attachment to my native land is strong ...*

*George W. Harkins (Choctaw)*

## POST-CENSUS ACTIVITIES

During the *Post-Census* process, tribes provide valuable feedback about the way the census was conducted in their areas. This feedback will be used to design future census efforts in Indian Country. Several activities need to take place once the *Census 2000* count is finished. Post-Census activities might include:

- ✓ *Participating in discussing how the overall Census 2000 process worked for the tribe or urban organization and what, if any, problems were encountered, and how to deal with those problems effectively in future censuses.*
- ✓ *Completing a post-census questionnaire provided by the Census Bureau. The questionnaire will survey views about Census 2000 activities—what worked well in their areas and why; what didn't work so well and why. The Census Bureau will use that input to compile a report—which will be sent to all American Indian and Alaska Native tribal governments. The input will also be used to plan for improving the 2010 census.*
- ✓ *Participating in requested interviews, focus groups, and other discussions with Census Bureau Headquarters staff regarding the evaluation of Census 2000 procedures.*
- ✓ *Encouraging tribal officials, department staffs, Indian communities and organizations to use the Census Bureau's website ([www.census.gov](http://www.census.gov)) which is user friendly. This site provides access to some 1990 and earlier data on American Indians and Alaska Natives, as well as some Census 2000 data. The American FactFinder, which is accessible from that site, also enables people to select their own inquiries for different geographics and variables.*

*My people's memory reaches into the beginning of all things.*  
Chief Dan George (Co-Salish)

## SUMMARY

**Partnership** is the binding theme for *Census 2000*. Nothing in this handbook is meant in any way to interfere with tribal operations internal to tribal communities or urban organizations. Rather, the handbook is meant solely to provide tribes, communities and organizations with suggested activities for improving *Census 2000* operations within Indian and Alaska Native Country.

The ultimate goal is to obtain a complete and accurate census count for the American Indian and Alaska Native population. Tribes, communities and organizations can play a major role in helping achieve that goal. Tribal representatives can serve as facilitators and conveyors of information both to and from the tribe and to and from the Census Bureau. The knowledge and insights are key to the success of the census process for the new millennium and beyond.

*Fresh perspectives and new ways of dealing with challenges will be the promise.  
The future Native peoples will have the survivorship, the inventiveness,  
and the adaptive abilities of their parents and grandparents.  
The new generations will take the Native life path with less burden,  
and build new traditions that protect the homelands, the culture, the traditions,  
and carry the language into another millennium . . .*

*Janine Pease Pretty On Top (Crow)*



**SOURCES OF QUOTES**  
**USED IN TRIBAL GOVERNMENT LIAISON HANDBOOK**

---

Page 1. "My children will grow up here, and I am looking ahead for their benefit, and for the benefit of my children's children, too; and even beyond that again . . ."

from speech entitled "I Feel that my Country Has Gotten a Bad Name," by Sitting Bull (Sioux). Included in *Indian Oratory: Famous Speeches by Noted Indian Chieftans*, compiled by W.C. Vanderwerth. New York: Ballantine Books, 1971.

.....

Page 4. "Sing with me. I will lead you.  
Dance along with me. I will show you the steps.  
Know how we came to this place.  
Know the stories of our way . . .  
Do not be afraid to make new songs."

spoken by Night Walker, a character in a play entitled "49," by Hanay Geiogamah (Kiowa/Delaware). *New Native American Drama: Three Plays*, by Hanay Geiogamah. Norman, OK: University of Oklahoma Press, 1980.

.....

Page 14. ". . . I have seen that in any great undertaking it is not enough for a man to depend simply upon himself."

Lone Man (Teton Sioux). Obtained from Internet.  
Website <http://www.ilhawaii.net/~stony/quotes/html>

.....

Page 19. "People make a place as much as a place makes them . . ."

from essay entitled "Ensoulement of Nature," by Gregory A. Cajete (Pueblo). Included in *Native Heritage: Personal Accounts by American Indians 1790 to the Present*, edited by Arlene Hirshfelder. New York: Macmillan, 1995.

.....

Page 24. ". . . my attachment to my native land is strong . . ."

from an address which appeared in the press in 1830, in response to the removal of the Choctaw Nation from Mississippi, by George W. Harkins (Choctaw). Included in *Touch the Earth: A Self-Portrait of Indian Existence*, compiled by T.C. McLuhan. New York: Pocket Books, 1972.

.....

Page 25. "My people's memory reaches into the beginning of all things."  
written by Chief Dan George (Co-Salish): *My Heart Soars*. Saanichton, British  
Columbia: Hancock House Publishers, 1974.

.....  
Page 26. "Fresh perspectives and new ways of dealing with challenges will be the promise. The  
future Native peoples will have the survivorship, the inventiveness, and the adaptive  
abilities of their parents and grandparents. The new generations will take the Native life  
path with less burden, and build new traditions that protect the homelands, the culture,  
the traditions, and carry the language into another millennium . . ."

by Janine Pease Pretty On Top (Crow). In a column entitled "Viewpoint," in *Native  
Peoples Magazine*, Vol.11, No. 1 (Fall/Winter 1997). Published by Media Concept  
Group, Inc., Phoenix, AZ.

---

Mr. Robert Parker  
Chief Statistician  
U.S. General Accounting Office  
441 G Street, NW  
Washington, DC 20548

Dear Mr. Parker:

In accordance with the recommendations in the U.S. General Accounting Office report, "*The American Community Survey: Accuracy and Timeliness Issues*," enclosed is the U.S. Census Bureau's formal plan, "*Helping Federal Agencies Make the Transfer from the Decennial Census Long Form to the American Community Survey*" and the "*American Community Survey Operations Plan*."

Sincerely,

Nancy M. Gordon  
Associate Director for  
Demographic Programs

Enclosures

cc: Chip Walker, Deputy Staff Director  
Subcommittee on the Technology, Information  
Policy, Intergovernmental Relations, Census  
David McMillen, Professional Staff Member  
Committee on Government Reform  
CAO (DIR)

**HELPING FEDERAL AGENCIES MAKE THE TRANSITION  
FROM THE DECENNIAL CENSUS LONG FORM  
TO THE AMERICAN COMMUNITY SURVEY (ACS)**

This document proposes a program to comprehensively address the needs of federal agencies in the use of data from the ACS. It describes transition issues affecting federal agencies in using ACS data products and identifies a series of activities and deliverables to implement this program with these agencies. The program is being proposed at this time to respond to issues raised by the General Accounting Office (GAO) report, *The American Community Survey: Accuracy and Timeliness Issues* (GAO, 2002). That report noted the need of federal agencies for assistance in the transition process from using data collected by the decennial census long form to using its planned replacement, the ACS.

The federal agency information program proposed herein is best understood in the context of all of the U.S. Census Bureau's education initiatives. Appendix A provides a summary of these initiatives, which are sponsored by different divisions and offices throughout the Census Bureau.

**Working with Federal Agencies Has Been Fundamental to the Development of the ACS**

The Census Bureau envisioned a multi-stage plan to inform federal agencies about the ACS and started implementing that plan in the early 1990s.

**Federal Agencies Were Included in Initial Discussions About the Timing of Initiating Continuous Measurement, the Forerunner of the ACS**

The idea of collecting long-form type data continuously had been suggested well before the Census Bureau started informal discussions with statistical experts in federal agencies, professional organizations, and academia in the early 1990s (Eckler, 1972; Kish, 1979, 1981, and 1990; Herriot, *et al*, 1989). By 1993, the Census Bureau had described in some detail its proposed plans for how population and housing statistics could be collected and produced each year. This included discussions of how a continuous measurement system would be implemented, including the anticipated transition issues federal agencies and other data users would encounter in using statistics based on such a system (Alexander, 1993). At that time, the ACS program was known as continuous measurement; and the Census Bureau envisioned implementing the program to replace the Census 2000 decennial census long form.

As discussions about the timing of implementing continuous measurement evolved, the Census Bureau started informing census stakeholders about the plans for the program. An informal outreach and information plan began to take shape as the survey design and initial data product plans were developed. To assess the implications of moving to a continuous measurement system, the Census Bureau organized three colloquia with federal statistical and technical experts to discuss issues relating to the use of data collected by a continuous measurement system. The colloquia, which took place on March 14, 1995; October 19, 1995; and March 4, 1997, provided



a forum for discussing issues such as multi-year averages, the integration of multi-year estimates with data from other surveys, direct and model-based methods of working with data, and related issues. Participants in these colloquia included representatives from the following agencies:

- Bureau of Economic Analysis
- Bureau of Justice Statistics
- Bureau of Labor Statistics
- Bureau of Transportation Statistics
- Center for the Study of Social Policy
- Department of Agriculture
- Department of Energy
- Department of Health and Human Services
- Department of Veteran Affairs
- Environmental Protection Agency
- Department of Housing and Urban Development
- Internal Revenue Service
- National Academy of Sciences

Federal agencies were envisioned as the key beneficiaries of the current data a continuous measurement system was designed to provide. These data, supplemented by data from other surveys and administrative records, were viewed as useful for improving the timeliness and quality of estimates used in funding formulas that are the basis of disbursing millions in federal tax dollars (Jabine, *et al*, 2001).

The Census Bureau changed the name of the continuous measurement program to ACS in 1995. Late in 1995, the Census Bureau started testing the ACS to determine its operational feasibility. On February 28, 1996, the Department of Commerce announced that the Census Bureau would use the long-form questionnaire again for Census 2000. Federal agency needs figured significantly in the Census Bureau's decision to delay the planned implementation of the program until after Census 2000. The delay allowed the Census Bureau and federal agencies more time to fully review ACS plans and data products and the implications of the program for federal agencies. In addition, it provided the opportunity for the Census Bureau to test the ACS in parallel with the Census to ensure the two programs could be conducted concurrently and to provide data users with comparative data with which to evaluate the effectiveness of the ACS. The long-range goal of ACS testing was to reengineer the 2010 Census to focus solely on counting the population and replace the long-form sample for that census with the ACS.

The decision to delay the planned implementation of the ACS did nothing to diminish the Census Bureau's interest in working with federal agencies to develop the program. It did, however, lead to a shift in strategy that resulted in an emphasis on long-term planning of the ACS with federal agencies. The shift allowed the Census Bureau to start examining in detail issues of concern to federal agencies and begin a broader effort to inform them about the ACS program.

**ACS Federal Agency Information Initiatives, 1997-2002**

In 1997, the Census Bureau created a senior position within its Demographic Programs Directorate to manage ACS outreach and education with federal agencies and other census stakeholders. The Census Bureau also started intensive planning with the Office of Management and Budget (OMB) for the ACS program. The OMB's Interagency Council on Statistical Policy, composed of leaders of the principal statistical agencies, had started working with the Census Bureau during the early 1990s to ensure that the broad needs of the federal statistical system were addressed as plans for developing the ACS proceeded. In 2000, the OMB created an Interagency Committee for the ACS. The committee served to keep federal agencies informed about ACS plans. It also served as a forum where the agencies could provide input and offer suggestions.

In the years immediately preceding Census 2000, the Census Bureau had to develop a comprehensive education plan to ensure a successful census across all groups and communities. Working with federal users on ACS plans had a lower priority for the agency than did the outreach and education efforts to ensure a successful decennial census. Nevertheless, the Census Bureau worked to maintain an informal communication and outreach strategy for the ACS program that included a variety of initiatives directed to federal agencies and other stakeholders. The Census Bureau established an electronic newsletter, the *ACS Alert*, to provide updates on the program and specific technical information about the use of ACS data to federal agencies and other stakeholders.

The Census Bureau's Demographic Programs Directorate has led most of the information initiatives with federal agencies. The Outreach and Analysis Staff within that directorate has the responsibility for answering questions about the ACS program and making presentations on the ACS, including presentations to federal agencies. Subject-matter experts throughout the directorate also work with their counterparts in federal agencies to share information on ACS plans. Throughout the period 1997-2002, the Census Bureau's Regional Directors provided information on the ACS to Federal Executive Boards on which they serve in eleven of the twelve cities in which regional offices are located. The Census Bureau's Field Division Partnership and Data Services Staff also provided information to federal agencies, especially after the conclusion of Census 2000.

Initiatives benefitting federal agencies during this period included:

- Presentations on plans for the ACS program, including the design, data collection, and data products, to members of the Interagency Committee for the ACS;
- The publication in professional journals and other media of articles on the use of ACS data to achieve federal program objectives and the inclusion of such articles and similar resources on the Census Bureau's Web site;

- The development of Web-based information resources on the ACS' statistical design, survey methods, operations, and data products;
- Visits to federal agencies to make formal presentations on the ACS program and encourage a review of how ACS data products might be used, or what new kinds of data products could be developed to make federal programs more effective;
- Presentations at conferences, such as those sponsored or co-sponsored by the American Statistical Association, Council of Professional Associations on Federal Statistics, Association of Public Data Users, Administration on Aging, Department of Transportation (DOT), Department of the Interior, Department of Agriculture, and Department of Health and Human Services, to provide information on differences between data collected by the American Community Survey and a decennial census long form and the impact of such differences on federal programs;
- Informal contacts with subject-matter and technical experts in federal agencies to answer technical questions about the ACS program, including the uses and limitations of the ACS data;
- The development of special data tabulations from the ACS and the provision of ongoing technical advice to assist federal agencies in evaluating how the data would be used in federal programs.

Federal agencies were encouraged to take the initiative and consider how their programs would be affected as a result of continuous measurement and to communicate any concerns or questions they might have if the use of data collected from a continuous measurement system might pose special concerns for their agency.

Federal agencies responded to information on the ACS program in a variety of ways. For example, some agencies, such as the DOT, demonstrated an early readiness to consider detailed methodological and design aspects of the continuous measurement plan and the implications for their agency by producing a detailed study of the issues involved (U.S. Department of Transportation, 1996). Representatives of other federal agencies, such as the Bureau of Labor Statistics and the Department of Education, acknowledged potential uses of ACS data for programs of their agencies at professional conferences or public events (Brown, 1997; McMillen, 2001). The Department of Housing and Urban Development contracted with a private-sector company that conducts statistical research to produce a study of the potential uses of and issues associated with ACS data for housing programs (ORC MACRO, 2002). Many federal agencies have preferred to wait to invest in extensive research and learning about the ACS until funding for full implementation is a certainty.

**ACS Federal Agency Information Initiatives, 2002-2004**

As full implementation of the ACS approaches, the Census Bureau is preparing to implement a formal program for federal agencies that will provide timely and comprehensive assistance to help assure a smooth transition to using information collected by the ACS. The objectives of the program are to (1) identify the transition issues that affect the use of ACS data; (2) provide technical assistance, including data, information, or other resources as necessary to help federal agencies in using data collected from the ACS appropriately; and (3) assist federal agencies in identifying how they might use ACS data to its fullest potential.

**A Formal ACS Information Program for Federal Agencies**

In December 2002, the Census Bureau identified a team of subject-matter experts having backgrounds in working with federal agencies to serve as an ACS Federal Agency Information Program Team. This team will be responsible for continuing informational activities with federal agencies to support the use of ACS data for federal programs. The team members will serve as contacts with federal agencies to provide assistance and training as necessary, to act as ombudsmen for federal agency concerns, and to help establish a dialogue with federal agencies on issues that arise during the transition process. Nancy Torrieri of the ACS Outreach and Analysis Staff, Demographic Surveys Division will be the team leader. She will organize and focus the team's activities and provide details about progress on the program to work with federal agencies on a periodic basis to the Census Bureau's Executive Staff. The team's activities will be documented so that the Congress, the OMB, the GAO, and federal agencies themselves will be able to track progress on the ACS federal agency information program. Appendix B provides a preliminary list of team members.

**Federal Agency Requests for Special Tabulations of the Census 2000 Long-Form Data Will Serve as a Model for a Preliminary Assessment of Federal Agency Data Needs**

Federal agencies contact the Census Bureau to contract for special tabulations of data collected by the decennial census long form to meet programmatic needs. Recently, some agencies have requested special tabulations of data from the ACS as well. The Census Bureau is using information about these requests to assess the scope of data needs from the ACS and will continue to do so as the program evolves. This information also will serve to focus initial discussions of data needs with federal agencies that have not made such requests in the past. It is possible that federal agencies will want to consider new ways to use census data based on the currency of data tabulations from the ACS compared to data available only once a decade from the decennial census long form. The ACS Federal Agency Information Program Team will work with interested federal agencies to help them use ACS data to its fullest potential.

The Census Bureau is developing a cost structure for special data tabulations from the ACS. The details of the cost structure will be announced in stages as the ACS is fully implemented. In the interim, the Census Bureau will consider requests for information on the costs of special data tabulations from the ACS or the Supplementary Surveys on a case-by-case basis.

**ACS Federal Agency Information Program to Be Announced at Interagency Working Group Meeting**

In the spring of 2003, the Census Bureau will announce the federal agency information program and proposed activities to implement it at a regularly scheduled meeting of the OMB-sponsored ACS Interagency Committee for the ACS.

**Invitation to Participate in Program Be Sent to Federal Agencies**

The Census Bureau will send a letter to each federal statistical agency inviting them to participate in the ACS Federal Agency Information Program by working collaboratively with the Census Bureau on an ACS information plan for their agency. The letter will include a response form that federal agencies will be asked to return to the Census Bureau. The response form will identify the federal agency's representative who will work with the Census Bureau on a plan for that agency. Federal agencies will be asked to return the response form to the Census Bureau by April 18, 2003. Appendix C provides a draft version of the response form that federal agencies will be asked to use to signify their interest in the program.

**Meeting to Kick Off Federal Agency Information Program**

After letters of invitation are sent to federal agencies, the Census Bureau will hold a kick-off meeting to announce the ACS Federal Agency Information Program. The meeting is scheduled to occur sometime during the spring of 2003. Federal agencies, including some that do not participate in Interagency Committee for the ACS, will be invited to send a representative to the meeting. The meeting will include invited presentations from federal agencies so that transition issues affecting them will be identified. Possibilities include:

- Allocation Formulas
- Program Eligibility
- Other Program Parameters, Design, and Operations
- Monitoring, Oversight, and Enforcement
- Emerging Policy Needs and Assessments
- Research, Planning, and Evaluation

**Census Bureau to Monitor and Track Responses to Letter and Send Follow-Up Letter as Necessary**

The Census Bureau will monitor and report on responses by federal agencies to the letter of invitation to participate in the ACS Federal Agency Information Program. The Census Bureau will send a follow-up letter to agencies that do not respond to the letter and encourage them to participate in this program.

**Census Bureau Will Initiate Contacts With Interested Federal Agencies Once Response Forms Are Returned**

Once a federal agency has expressed an interest in participating in the ACS Federal Agency Information Program by returning a response form, a member of the Census Bureau's ACS Federal Agency Information Program Team will contact that agency's representative and arrange to meet with him/her. One or more meetings to be held at the federal agency or at the Census Bureau will be used to establish a working relationship and to foster further contacts and the exchange of information as necessary. ACS Federal Agency Information Program Team members will provide general information to the federal agency representative on the ACS program and cooperate with that representative to establish a working relationship that will be conducive to addressing specific concerns that the federal agency might have. The Census Bureau envisions that these working relationships will vary from agency to agency. In some cases, agencies may want only general information on using ACS data. Other agencies may require special data tabulations from the ACS to fully understand the implications of continuous measurement for their organizations. The Census Bureau's ACS Federal Agency Information Program team leader will maintain records of meetings and requests for assistance to ensure that the working relationship is fully documented and that requests for assistance or information are acknowledged and addressed. The goal of the working relationship between the Census Bureau and the federal agency will be to develop a plan to work with that agency that addresses its specific needs relating to the use of ACS data.

**The Census Bureau Will Produce Formal Reports on the ACS Federal Agency Information Program**

The Census Bureau will produce a series of reports to describe progress on the ACS federal agency information program activities. Copies of the reports will be provided to federal agencies, the Congress, the OMB, the GAO, and other interested agencies and groups as appropriate. Three reports are being planned; additional reports or similar documents, including schedules of activities and records of meetings, will be produced as needed.

- The Census Bureau will produce a progress report on the initial contacts with federal agencies by August 2003;
- The Census Bureau will produce a second progress report noting further progress on establishing contacts with federal agencies by the end of 2003;

- The Census Bureau will produce a third report summarizing results of the ACS Federal Agency Information Program described herein in 2004. This report will highlight not only information gathered to date but also issues not yet addressed by the program that may be the subject of future federal agency initiatives.

**A Commitment to Work With Federal Agencies Can Accommodate New Staffing or Research Plans That Facilitate a Smooth Transition to the ACS**

The Census Bureau welcomes the opportunity to meet with federal agencies in the future and to develop new ways to work with such agencies in a partnership on the ACS. Suggestions for alternative ways to work with federal agencies to address their needs, aside from those presented in this report, are welcome. For example, the Census Bureau is willing to consider detailing some of its staff to other agencies for temporary work assignments, or offering the opportunity for other agencies to send staff to the Census Bureau to work with their subject-matter or technical counterparts there on ACS transition issues. The Census Bureau's Center for Economic Studies has a program in place to allow researchers from federal agencies and elsewhere to work at the Census Bureau or its Research Centers on research projects that could facilitate a smooth transition to using ACS data. As of December 2002, only one federal agency is taking advantage of this research venue to study ACS transition issues. Information about the Center for Economic Studies, which is a research unit of the Office of the Chief Economist at the Census Bureau, is available at <http://www.ces.census.gov/ces.php/home>.

## SOURCES CITED

Alexander, C.H. "A Continuous Measurement Alternative for the U.S. Census." *Internal Census Bureau Report #CM-10*, October 28, 1993.

Brown, Sharon. "Potential Uses of Continuous Measurement Estimates from the American Community Survey in BLS Labor Force Programs." Unpublished paper presented at the Joint American Statistical Association Meeting, Anaheim, CA. August, 1997.

Eckler, A.R. *The Bureau of the Census*. Praeger, 1972.

General Accounting Office. *The American Community Survey: Accuracy and Timeliness Issues* (GAO-02-956R). September 30, 2002.

Herriot, R., D.B. Baetman, and W.F. McCarthy. "The Decade-Census Program—New Approach for Meeting the Nation's Needs for Sub-National Data," *Proceedings of the American Statistical Association Social Statistics Section*, 1989, pp 351-355.

Jabine, Thomas B., Thomas A. Louis, and Allen L. Schirm, Editors. *Choosing the Right Formula: Initial Report*. Committee on National Statistics, Division of Behavioral and Social Social Sciences and Education, National Research Council. National Academy Press, 2001.

Kish, Leslie. "Rolling Samples Instead of Censuses," *Asian and Pacific Census Forum*, G(1), August 1979.

\_\_\_\_\_. "Using Cumulated Rolling Samples to Integrate Census and Survey Operations of the Census Bureau." Washington, DC: U.S. Government Printing Office, 1981.

\_\_\_\_\_. "Rolling Samples and Censuses," *Survey Methodology*, 16(1), 1990, pp. 63-79.

McMillen, Marilyn M. *Statement of Marilyn M. McMillen, Chief Statistician, National Center for Education Statistics, U.S. Department of Education Before the U.S. House of Representatives, Committee on Government Reform, Subcommittee on Census*, June 13, 2001.

U.S. Department of Transportation, Bureau of Transportation Statistics, *Implications of Continuous Measurement for the Uses of Census Data in Transportation Planning*. Washington, DC, April 1996.



ORC MACRO. *Final Report: The American Community Survey: Challenges and Opportunities for HUD*. Submitted to the Department of Housing and Urban Development under Task Order 2 of C-OPC-21762, September, 2002.

**APPENDIX A****WORKING WITH THE U.S. CENSUS BUREAU'S STAKEHOLDERS**

The Census Bureau's efforts in the last decade to provide information to federal agencies about continuous measurement and the ACS program reflect a long tradition of working with such agencies and other data users about its products and services. In working with data users, the Census Bureau has built strong relationships that have helped make the Census Bureau more productive and have enhanced the Census Bureau's contribution to meeting the data needs of federal agencies.

**The Census Bureau Has Long Understood That Data Collectors Must Be Data Educators**

As a preeminent collector of data, through the decennial censuses, economic censuses, and demographic and household surveys it conducts, the Census Bureau has had a leading role in providing data that is used by myriad federal, state, local, and tribal government planners, policy-makers, and program managers to identify national, state, and local needs, track demographic, housing, and economic trends, and determine what population groups and geographic areas will receive funding to improve services ranging from health care to transportation. The Census Bureau's data are used to develop official measures of key indicators of the country's well being, such as poverty or unemployment. Additionally, these data are used in algorithms or formulae that are the basis for funding or evaluating the effectiveness of programs that have goals ranging from fostering economic development to preserving the country's natural resources.

Beyond its role as a data provider, the Census Bureau also has provided education and training in the use of the data it collects. General training is conducted by the Census Bureau and affiliated agencies: the Census Bureau's Marketing Services and Customer Liaison Offices, Field Division Partnership and Data Services staff, State Data Centers, and Census Information Centers have leading roles in this educational effort. The training takes place at the Census Bureau's headquarters in Suitland, Maryland; at conferences, workshops, and similar events in which the Census Bureau participates throughout the country, in Regional Census Centers, in Congressional offices, on American Indian reservations, and on site at a variety of organizations and agencies in the public and private sector. In addition to general training in the use of its data products, the Census Bureau provides training on specific topics, such as the Economic Census and the Topologically Integrated Geographic Encoding and Referencing (TIGER) system, through offices of the divisions responsible for the design and operations for these programs. The Census Bureau has produced a variety of informational media, including pamphlets, fact sheets, and brochures, to explain and educate the public about its data. In addition, the Census Bureau uses electronic media, such as CD-ROMs and on-line teaching resources available on its Web site, <<http://www.census.gov/>>.

**Data Dissemination Tools Enhance the Census Bureau's Education Efforts**

The majority of the Census Bureau's data products are made available to the general public through American FactFinder, the Census Bureau's electronic data dissemination vehicle that is a feature of the Census Bureau's Internet site, <[www.census.gov](http://www.census.gov)>. The most detailed tabulations are available as summary files that are available on the Internet, CD-ROM, or DVD. The Census Bureau also produces printed reports and short analytical studies on national-level data in *Census Briefs*. Geographic products come from TIGER®, the digital geographic database that automates the mapping and related geographic activities required to support the U.S. Census Bureau's census and survey programs. These include TIGER/Line® files that reflect the content of TIGER, as well as maps and boundary files (Kavaliunas, 2001).

The variety and complexity of the Census Bureau's products presents challenges to some data users. In addition to the training described above, the Census Bureau tries to help data users meet these challenges by providing on-line tutorials and interactive Web-based tools for obtaining answers to specific questions on these products. Professional organizations also provide education to data users through their own training efforts; Census Bureau staff participate as instructors or presenters in a number of events sponsored by such organizations.

**Federal Agency Needs Are a Critical Component of the Census Bureau's Informational Initiatives and Services**

Following each decennial census, the Census Bureau develops special data tabulations, custom maps, and related products for federal agencies needing these materials to conduct programs related to legislative, programmatic, or statutory mandates. These products are produced at cost and according to the specifications of the sponsoring agency.

In addition, the Census Bureau supports a variety of educational and training programs designed to benefit federal agencies using census data. Staff at Census Bureau headquarters in Suitland, Maryland, provide training to federal agencies at facilities in the Washington, DC, metropolitan area, and at conferences sponsored by federal agencies themselves or the Office of Management and Budget. In addition, the Census Bureau's regional office staff conduct on-site training in major cities where federal agencies have branch offices to provide information on accessing and using census data. In the last six months, recipients of such training have included the Internal Revenue Service, the Administration on Aging, the Bureau of Reclamation, the Department of Justice, the Environmental Protection Agency, the Department of Housing and Urban Development, and the Equal Employment Opportunity Commission.

The Census Bureau works with federal agencies not merely in the years following a census but on a regular basis over the course of a decade. Cognizant of its role in ensuring that the data it collects are used appropriately to meet the critical missions of federal agencies, the Census Bureau has developed and fostered relationships with federal agencies that transcend the federal agency role as merely a customer or client for census data. Rather, the Census Bureau has adopted a broader and more proactive stance in pursuing federal agency relationships, cultivating

contacts with subject-matter and technical experts to establish a community of interest about issues affecting the use of census data.

Federal agencies sponsor over 30 surveys and survey supplements conducted by the Census Bureau. The planning and organization of these surveys and supplements requires close collaboration to achieve the most effective survey design, data collection operations, and data processing in each case. This collaboration, which is ongoing and comprehensive, has served to educate the Census Bureau and the survey sponsor about the missions and purposes of each agency, and the goals of federal agency programs that these surveys are designed to improve. The data collected by these surveys is critical to developing and managing a wide range of federal programs. Census Bureau staff regularly participate in conferences, workshops, or similar events designed to assist federal agencies in using these data appropriately and to their fullest potential.

#### SOURCE CITED

Kavaliunas, John. "Census 2000 Data Products." *Of Significance. . . A Topical Journal of the Association of Public Data Users*. Vol 3:1, pp. 45-51.

**APPENDIX B****THE CENSUS BUREAU'S AMERICAN COMMUNITY SURVEY  
FEDERAL AGENCY INFORMATION PROGRAM TEAM**

Nancy Torrieri (DSD) *Team Leader*  
Grace Moe  
Ken Bryson  
Larry McGinn  
Doug Hillmer  
Mary Ellen Davis  
Carolee Bush  
Alfredo Navarro (DSMD)  
Robert Kominski (POP)  
Jorge Del Pinal  
Phillip Salopek  
Celia Boertlein  
Jennifer Day  
Martin O'Connell  
Victoria Velkoff  
Peter Fronczek (HHES)  
Charles Nelson  
Jeanne Woodward  
Thomas Palumbo  
Susan Love  
Lynn Weidman (SRD)  
Cathy Miller (GEO)  
Kathleen Styles (DIR)

APPENDIX C

American Community Survey (ACS) Federal Agency Information Program  
Participation Form

\_\_\_ My agency would like to participate in the ACS Federal Agency Information Program. I am designating the following person(s) to represent my agency:  
*Please provide the name, agency/office, telephone number, and e-mail address of the person(s) you designate. Please print.*

\_\_\_\_\_  
\_\_\_\_\_  
\_\_\_\_\_  
\_\_\_\_\_  
\_\_\_\_\_  
\_\_\_\_\_

\_\_\_ I do not wish to designate a representative of my agency to participate in the ACS Federal Agency Information Program at this time. Please contact me again later this year and keep me informed about this program and its activities.

\_\_\_ My agency does not wish to participate in the ACS Federal Agency Information Program.

\_\_\_\_\_  
*(Name- Please Print)*

\_\_\_\_\_  
*(Agency)*

Please send this form to Dr. Nancy Torrieri at the following address:


U.S. Census Bureau  
DSD, Room 3335-3  
Mail Stop 8400  
ATTN: Nancy Torrieri  
Washington, DC 20233-8400

You also may FAX the form to (301) 457-8611 or e-mail the information requested to [nancy.k.torrieri@census.gov](mailto:nancy.k.torrieri@census.gov).

We will appreciate hearing from you soon and look forward to working with your agency in the future.

American Community Survey  
Operations Plan

*Release 1: March 2003*



U.S. CENSUS BUREAU  
*Helping You Make Informed Decisions*

U.S. Department of Commerce  
Economics and Statistics Administration  
U.S. CENSUS BUREAU

## Introduction

The American Community Survey Operations Plan (the Plan) identifies and documents the individual components of the American Community Survey (ACS) and describes projects associated with making the transition from a demonstration program to a production survey. The Plan is intended to serve as a reference manual, and to assist communication and understanding about the ACS Program within and outside the Census Bureau. A glossary of ACS abbreviations and acronyms is attached.

This document is denominated as "Release 1," as the Census Bureau anticipates re-publishing the Plan periodically to reflect design and operational developments.

The goals of the ACS are to:

- Provide federal, state, and local governments an information base for the administration and evaluation of government programs.
- Facilitate improvement of the 2010 Census by allowing the decennial census to focus on counting the population.
- Provide data users with timely demographic, housing, social, and economic statistics updated every year that can be compared across states, communities, and population groups.

The American Community Survey is a new approach for collecting reliable, timely information needed for critical government functions. The ACS was designed to replace the decennial census long form and will collect the detailed demographic, socioeconomic, and housing statistics traditionally collected on the long form. Full implementation of the ACS will facilitate improvement of the 2010 Census by allowing the decennial census to focus on counting the population.

The decennial census long form was historically sent to about 17 percent of households. The size of the long form sample was selected to produce reliable estimates for small areas. The ACS will also produce reliable estimates for small areas, but data will be collected continuously. With full implementation, the ACS sample will include about 3 million addresses nationwide each year. The ACS sample will also include 2.5 percent of the Group Quarters Population



and about 36,000 addresses in Puerto Rico. Although the statistics from any individual year of ACS data collection may not provide reliable estimates for the smallest areas, multi-year averages will produce reliable, useful, and timely statistics to replace the long form.

When fully implemented, the ACS will provide reliable yearly estimates of demographic, housing, social, and economic characteristics for all states, as well as for all cities, counties, metropolitan areas, and population groups of 65,000 or more people. For smaller areas, such as census tracts, three to five years of data will be necessary to accumulate sufficient sample to produce reliable estimates. Areas of 20,000 or more people can use data averaged over three years, and areas of less than 20,000 people (such as census tracts, rural areas, small towns, and some American Indian Reservations) will require data averaged over five years. These multi-year averages will be updated every year, to give data users measures of change over time, including for small areas and population groups.

As with the decennial census and all household surveys conducted by the Census Bureau, all response information received from respondents is confidential; only information that meets disclosure protection requirements is publicly released.

## Program History

The Census Bureau began developing the American Community Survey in the mid 1990s and has been collecting ACS data in a development program since 1996. Data collection activity began at four test sites and expanded in 1999 to 31 ACS test sites in 36 counties. Most sites are single county sites, but several sites consist of multiple, contiguous counties. The sites were not selected to be representative of the country, but rather to represent different combinations of county population size, difficulty of enumeration, and 1990–1995 population growth. The selection also attempted to balance areas by region of the country, and sought to include areas representing different characteristics of interest, such as racial or ethnic groups, highly seasonal populations, migrant workers, American Indian reservations, improving or worsening economic conditions, and predominant occupation or industry types. Additionally, the Census Bureau attempted to select sites with active data users who could participate in evaluating and improving the ACS program.

The Census Bureau has collected three complete years of data (1999–2001) at the test sites. The Census Bureau will use these multiple years of data to compare the ACS to the Census 2000 at the county and smaller geographic levels. This comparison with Census 2000 will help develop a better understanding of differences between the ACS and the Census 2000 long form distributions. Differences are expected due to methodological differences between the two surveys.

In addition to the test sites, the Census Bureau has also conducted related national operational tests. The Census 2000 Supplementary Survey (C2SS) was conducted as part of Census 2000 in 1,203 counties using the ACS survey design, methods, and questionnaire. The C2SS' primary purpose was to demonstrate the operational feasibility of collecting long form data at the same time as, but separate from, a decennial census operation. Information from the C2SS, combined with information from the 36 counties contained in the ACS test sites, provided state and national level distributions. Two reports have been released to date on the operational feasibility and survey quality of the C2SS.<sup>1</sup> Four additional reports are in progress that compare single year C2SS

---

<sup>1</sup>"Meeting 21<sup>st</sup> Century Demographic Data Needs – Implementing the American Community Survey: Demonstrating Operational Feasibility," U.S. Census Bureau, July 2001; "Meeting 21<sup>st</sup> Century Demographic Data Needs – Implementing the American Community Survey: Demonstrating Survey Quality," U.S. Census Bureau, May 2002.

data to Census 2000.

Supplementary Surveys were repeated in 2001 and 2002. Multi-year estimates from the Supplementary Surveys are needed to demonstrate the usability, reliability, and stability of ACS estimates over time. A report that compares 3-year ACS data with the Census 2000 long form will be released in mid 2003.

## Full Implementation

The Census Bureau's original plan was to fully implement the ACS in 2003. Collection of full production data in the 2003 to 2007 time period would have made 5-year averages available in 2008, four years before the long form sample statistics from the 2010 Census would start to be available. Budget restrictions have pushed back full implementation of the mail program to July 2004.

Under the current plan, population and housing profiles for 2005 will become available in 2006 and every year thereafter for places of 65,000 or more. In the following years, estimates will become available for progressively smaller geographic areas. Three-year average estimates will be available in 2008, and five-year average estimates will be available in 2010 for the smallest areas such as census tracts, small towns, and rural areas. Beginning in 2010, and every year thereafter, the nation will have a replacement for the decennial census long form, a community information resource that shows change over time, even for neighborhoods and rural areas.

At full production levels, the ACS will sample about 3 million addresses from the Master Address File (MAF) each year. It will also sample 2.5 percent of the population living in Group Quarters, which is defined as people not living in housing units. Group quarters include such places as nursing homes, prisons, college dormitories, military barracks, juvenile institutions, and emergency and transitional shelters for people experiencing homelessness. Additionally, about 36,000 addresses in Puerto Rico will be included in the ACS sample every year.

The Plan documents key survey components of the ACS and identifies and clarifies key transition projects in preparation for full implementation. The Plan's specific objectives are:

- To document the operational components of the annual ACS survey cycle;
- To obtain consensus on transition issues; and,
- To describe essential transition projects for each component.

The Plan describes the ACS process from beginning to end and describes transition issues, priorities, and projects. The Census Bureau will manage the

individual transition projects as part of the larger ACS program, using standard project management procedures and methods.

Budget limitations have compelled the Census Bureau to be flexible in the ACS planning process, as available resources are not sufficient to fund all desirable projects. The Census Bureau has and will continue to prioritize the projects identified in this Plan based on criteria that focus on level of effort and program importance or priority. The priority decisions set forth in this document may be revised as more complete funding information becomes available.

The overall priority of each project was assessed by considering the following criteria:

- *Public interest.* Whether the public, including the Congress and the GAO, has expressed an interest in having the project undertaken.
- *Necessity.* Whether the ACS can succeed operationally if the project is not undertaken.
- *Level of Effort.* The resources required to complete the project: staff resources, time required, and funding.
- *Data Users.* Whether the project is likely to improve the usefulness of ACS data to those who will use them.
- *Inter-relatedness.* Whether other projects cannot be undertaken unless the project under consideration is completed.
- *Improvement.* Whether the project, if successfully completed, will improve the ACS, either the operation or the resulting data.

## ACS Operations

### *Address List Development and Update*

The Census Bureau maintains a national Master Address File (MAF) that is used as a sampling frame for the ACS and other Census Bureau demographic surveys. The MAF was originally created prior to Census 2000 as the Census Bureau's first permanently-maintained housing unit address list. The address list used in the 1990 census was updated prior to Census 2000 with field operations, information from the U.S. Postal Service's Delivery Sequence File (DSF), and addresses supplied by local governments under the Local Update of Census Addresses program.<sup>2</sup> The MAF is linked to the Topologically Integrated Geographic Encoding and Referencing (TIGER) files. TIGER® is a computer database with a digital representation of all census-required map features and related attributes. Geographic identification codes tie states, counties, tracts, and blocks. TIGER® provides a resource for the production of maps, entity headers for tabulations, and automated assignment of addresses to a geographic location in a process known as geocoding.

Keeping the MAF up-to-date from year-to-year, especially in rural areas, is a critical element in the overall success of the ACS. MAF accuracy is a paramount concern, as the MAF plays an important part in the editing, weighting, and data tabulation processes. In areas where DSF addresses can be assigned a physical location, such as urban areas with city-style addresses, the MAF is updated with input from the DSF. In rural areas with non city-style addresses, this process cannot be used. The areas without DSF updating encompass the majority of the Nation's land area and about 15 percent of the population.

One of the major concerns voiced by legislators, community leaders, and others is that the decennial census and the ACS will not be able to provide reliable data for some small areas of geography such as rural areas and areas without city-style addresses. The need for an up-to-date MAF in these areas prompted the Census Bureau to institute a program called the Community Address Updating System, or CAUS.

---

<sup>2</sup>13 U.S.C. § 16.

Project: Community Address Updating System (CAUS)

The Census Bureau designed CAUS to address quality concerns relating to areas with high concentrations of non city-style addresses, and to provide a rural counterpart to the update of city-style addresses the MAF will receive from the DSF throughout the decade. CAUS will supplement other Census Bureau updating systems for the MAF/TIGER databases by using trained field representatives already working on the ACS and other Census Bureau surveys to conduct listing operations. This supplemental work is needed because some areas cannot be updated without a field visit. The Census Bureau identifies specific addresses and/or geographic blocks to target field work needed to improve the coverage of MAF/TIGER. ACS planners use various methods for identifying where coverage is insufficient. In some instances, the Census Bureau will work with community officials to acquire information about new addresses, new streets, and/or areas of significant growth as a source of generating the list of areas where field work will improve the coverage of MAF/TIGER. In the course of their regular visits to areas, Field Representatives will verify and locate new addresses and will target areas where growth is not shown in MAF/TIGER. The Field Representatives will list addresses, and update streets and street names using a laptop computer and software called the Automated Listing and Mapping Instrument, or ALMI.

CAUS has three specific objectives:

1. To complete and test field procedures and automated systems, including ALMI, needed to collect MAF/TIGER updates in the field;
2. To improve the address list in the areas where substantial address changes have occurred that have not been added to the MAF/TIGER database through regular update operations; and,
3. To collaborate on the development and refinement of algorithms to efficiently target geographic areas that require address list updating operations.

The end goal is highly complex – to develop a system that not only collects updates in the field, but provides sufficiently verified information to allow the MAF to be updated on a continual basis.

The ongoing MAF/TIGER updating using the Delivery Sequence File, CAUS, and enhancements included in the proposed MAF/TIGER modernization initiative,<sup>3</sup> should result in an up-to-date address list for the entire United States.

---

<sup>3</sup>"A Vision for the 21<sup>st</sup> Century MAF/TIGER," October 19, 2000, R. W. Marx.



### *Sample Design and Selection*

At full implementation, each month the Census Bureau will select a systematic sample of addresses from the most current MAF to use as the ACS sample. The ACS sample will be selected to represent each county in the United States. No address will receive the ACS questionnaire more than once in any 5-year period. To improve the reliability of the estimates for small governmental units such as American Indian Reservations, small counties, and towns, a larger proportion of addresses will be sampled for small governmental units, defined as incorporated areas with less than 1,200 addresses. The ACS sample design approximates the Census 2000 long form sample design, including the oversampling of small governmental units.

In the 1999–2001 period, most of the 31 sites were sampled at an annual rate of 5 percent. The exceptions were larger counties that were sampled at lower rates to reduce cost. Specifically, Houston, Texas was sampled at 1 percent and the counties of Broward, Florida; Bronx, New York; Lake, Illinois; San Francisco, California; and Franklin, Ohio were sampled at 3 percent. In February, 2002, the sampling rate in all counties was reduced to 2.5 percent, except for Houston which remained at 1 percent. A two-stage systematic sample was selected in each site. The first-stage sample of 17.5 percent was selected and then subsampled to achieve the final desired percentage. After attempting to contact households by mail and by telephone, a 1-in-3 sample was selected for a personal followup interview by a field representative.

Beginning in 2000 and continuing in 2001 and 2002, the Census Bureau implemented Supplementary Surveys as a nationwide test of ACS methods. The combined sample size for the Supplementary Surveys and the 31 sites was about 890,000 housing units through 2001, dropping to about 820,000 in 2002. Although the Supplementary Surveys used ACS methods, the sample design did not reflect the ACS sample design for full implementation because the Supplementary Surveys were designed to provide characteristic data for states and large entities of 250,000 or more, not to provide information on small areas.

Beginning with full production, the ACS will sample about 3 million addresses from the MAF each year. It will also sample 2.5 percent of the population in Group Quarters. The same design will be used in Puerto Rico, sampling about 36,000 addresses from the MAF each year. The sample design is similar to the design for the test sites in that it includes all geographic levels. One change is that governmental units with less than 200 addresses will be sampled at

10 percent so that in 5 years these units will have a 50 percent sample to be consistent with the decennial long form plan.

Sample selection occurs on an on-going basis throughout the year. The sampled addresses are selected from a MAF extract file, and filtered for mailable addresses. The Census Bureau selects the ACS sample at the county level. Unmailable addresses, usually those without complete address information, are not included in the mailing, but rather are sent directly to the Computer Assisted Personal Interviewing (CAPI) operation, where they are sampled at a 2-in-3 rate.

The ACS was initially designed to select proportional samples for all demographic groups. However, differential mail response noted in the Supplementary Surveys and test site evaluations have led ACS managers to propose the revision to a sample design.

**Project: Oversampling of Low Mail Response Areas**

The sample design used thus far selects 1-in-3 nonrespondents after mail and telephone attempts for personal interviews in the CAPI phase. While a 1-in-3 sample results in reliable estimates for most tabulations, the Census Bureau has noted differential mail response in the ACS, with certain geographic areas and race and ethnic groups having lower mail response rates. A differential in mail response rates raises quality issues relating to the reliability of estimates for the groups having lower response rates. This differential led the Census Bureau to investigate ways to reduce the impact of differential response on the quality of the estimates. Oversampling was the most promising option considered.

The objective of the oversampling plan is to reduce the Coefficients of Variation (CVs) for areas that experience low response rates in the mail and Computer Assisted Telephone Interviewing (CATI) phases of the survey. The oversampling plan will develop projections for mail and CATI response rates by census tract, identifying tracts with low mail and CATI response rates for possible oversampling, and tracts with high response rates for possible sample reduction to offset the cost of the higher sampling rates in the low response areas.

The oversampling plan will revise the ACS sample design as follows:

## Oversampling Plan

<i>Combined mail + CATI response rate of ...</i>	<i>CATI subsampling rate</i>
Less than 30%	1 in 2
30% - 40%	2 in 5
40% - 60%	1 in 3
Greater than 60%	1 in 3, with 15% reduction in the initial mailout

The response rate projections will be based on data from both the Supplementary Surveys and the Census 2000 long form. Based on prior research, it is expected that slightly less than 20 percent of all tracts will be oversampled.

This revision is designed to be cost neutral. The Census Bureau expects the reliability of estimates for about 60 percent of census tracts to improve or remain the same; for the remaining 40 percent, reliability will decrease slightly. In general, the oversampling design is expected to improve reliability in the intended areas, that is, census tracts with low expected mail and CATI response rates. This goal should be achieved without any loss in precision for more populous tabulation areas, such as most counties.

**Project. Oversampling for Small Population Groups**

Some have expressed concern that the ACS will not provide reliable estimates of geographically dispersed small minority population groups such as Native Hawaiians and other Pacific Islanders, Asians, or American Indians and Alaska Natives living in urban areas. The fact is that no sample survey, including the decennial census long form, can provide reliable census-tract statistics for geographically dispersed small population groups. This need can only be addressed by either a full census or by the use of statistical models that produce indirect estimates of relatively poor quality.

The Census Bureau recognizes, however, the need for the ACS to provide estimates for small minority population groups that are at least as reliable as the decennial census long form, including providing reliable estimates for many

metropolitan areas and most states. One option that ACS analysts are examining is to oversample identified areas believed to have large concentrations (high percentages) of small minority population groups. Oversampling for small minority population groups will be considered after the plan to oversample for low mail response is implemented and evaluated. Given the correlation between low mail response and minority populations, oversampling for low mail response may address the issue of providing reliable estimates for small population groups.

The Census Bureau is committed to producing reliable estimates for small population groups and as the ACS program matures will investigate alternative methods to improve the reliability of all estimates.

### *Content and Questionnaire Development*

The ACS content used thus far has been essentially the same as the long form content used in Census 2000; only minor content changes have been made. The Census Bureau has historically conducted a content test several years prior to the decennial census to evaluate the wording of proposed questions.

To determine the content of the 2003 ACS questionnaire, the Census Bureau and the Office of Management and Budget (OMB) worked with a federal interagency group to determine the agencies' content and data needs. The federal agencies' laws and regulations on what information is to be used determined the data to be collected. The Census Bureau functioned in its historic role as the data collection expert and determined the best way to obtain the identified information. In accordance with past practice, the ACS questionnaire was developed after federal agencies provided the Census Bureau with justifications to support the ACS subjects and classified each into one of three categories – mandatory, required, or programmatic.<sup>4</sup> The ACS has collected data only for the mandatory and required categories.

In the spring of 2002, however, the Census Bureau initiated a step not previously taken for the decennial census process. The General Counsel of the Department of Commerce sent a letter to the General Counsels of agencies using decennial census data requesting formal affirmation of the agencies' needs for the ACS data and their classifications as mandatory or required. The user agencies affirmed their need for the data and the results of this process were sent to Congress in February, 2003.

#### **Residence Rules**

The ACS uses different residence rules than have been used in past decennial censuses. Decennial censuses and most current surveys use the usual residence concept. The usual residence concept requires that respondents have only one place as their usual residence – most often the place where they

---

<sup>4</sup> Mandatory means that a federal law explicitly calls for the use of decennial census or ACS data. Required means that a federal law or implementing regulation explicitly requires the use of data and the decennial census or the ACS is the historical source, or that data are needed for case law requirements imposed by the federal courts. Programmatic means that the data are needed for program planning, implementation, or evaluation, and there is no explicit requirement for the use of the data.

spend the most time. The usual residence rule does not count people who are staying somewhere other than their usual residence as occupants of that place. For example, people who spend their winters in Florida and the rest of the year in Vermont – “snowbirds” – have in the past been enumerated in the census as residents of Vermont, not Florida. Another example is college students living in dormitories. The census counts college students living in dormitories where they go to school, as members of the group quarters population; they are not counted at their parents' home.

The ACS, in contrast, uses the concept of current residence. The current residence concept is uniquely suited to the ACS, because the ACS continuously collects information from independent monthly samples throughout every month of every year. The current residence concept recognizes that people can live more than one place over the course of a year, and that population estimates for some areas may be noticeably affected by these people. Seasonal areas can experience important increases in their population over the year, increases that are not measured when only usual residents are recognized. Since the ACS is designed to produce a continuous measure of the characteristics of states, counties, and places every year, a new set of residency rules was needed for seasonal and migratory individuals.

The ACS current residence concept uses the Two Month Rule. Under the Two Month Rule, anyone who is living for more than two months in a survey unit when the unit is contacted (either by mail, telephone, or personal visit) is considered to be a current resident of that unit.<sup>5</sup> There are several corollaries to this rule that cover people who are away for two months or less (they are current residents) and people who have no place that they stay for more than two months (also current residents). In general, people who are away for more than two months are not considered current residents. Housing units in which no one is a current resident are considered to be vacant.

Using the same examples as above, the ACS considers people who spend their winters in Florida and the rest of the year in Vermont, to be current residents of Florida if they are staying for more than two months at the time they are surveyed. Their Vermont unit, if sampled during this time, would be considered vacant. If they are sampled during the summer while in Vermont, they are considered Vermont residents and their Florida unit is considered vacant. College students are treated similarly. If they are away at school at the time their parent's home is included in the ACS sample, the students are not

---

<sup>5</sup>The two months may have already passed, or the person may plan to remain, so that the total time in the unit will exceed two months.

considered current residents of their parent's home. But if they are living at home for more than two months – say, during summer break – they are considered current residents of their parent's home, not of the college area.

The Two Month Rule determines the current residence for everyone in housing units except for three groups:

- *Children Away at School.* Children below college age away at boarding schools or summer camps are considered residents of their parents' home.
- *Children in Joint Custody.* Children who live under joint custody agreements and move often between the residences of their parents are considered to be current residents of the sample unit where they are staying when the contact is made.
- *Commuter Workers.* People who stay in a residence close to their work and return regularly to another residence, often weekend trips to a family, are considered residents of the family residence, not the work residence.

The differences in the residence rules between the ACS and Census 2000 will most likely be minimal for most of the population. However, for certain segments of the population the usual and current concepts result in different residence decisions. Appreciable differences may occur in areas where large numbers of people spend several months of the year – but less than six months – because the hyper-seasonal population will be reflected in ACS estimates, but not in long form estimates.

#### BLAISE Software

Until recently the Census Bureau collected CAPI responses for the ACS on a laptop using an outdated DOS-based software called CASES. The Census Bureau converted the software to BLAISE, a commercial software designed for automated survey instruments. The Census Bureau is in the process of converting to BLAISE for all surveys, not just the ACS. BLAISE has modernized the conduct of the survey, and improved functionality. This project is critical to improving production processes and may additionally reduce nonsampling error.

The Census Bureau decided to schedule the ACS for conversion to BLAISE by January 2003 because that date was originally scheduled as the commencement

of a large ramp-up to full implementation. Converting to BLAISE prior to ramp-up minimized interviewer retraining.

**Project. Shortening the ACS Questionnaire**

There is an inherent tension between maintaining questionnaire continuity and allowing the content of the ACS to be flexible to meet changing federal information needs. Maintaining consistency allows calculation of meaningful 3- and 5-year averages that are not affected by changes in questionnaire content. Additionally, cost efficiency argues in favor of consistency, so that no new developmental costs are incurred. Developmental costs include research to test new questions, and the adaptation of questionnaire check-in and data entry systems. However, some Members of the Congress and the public criticized the Census 2000 long form as too burdensome and intrusive, criticism that is now directed at the ACS. To address this concern, the Census Bureau has identified several options for a new and more stringent content review to permit shortening of the ACS questionnaire.

All options considered have several common considerations. First, the Census Bureau does not have the programmatic expertise in-house to conduct a major content review. Extensive involvement and cooperation from the Office of Management and Budget (OMB) and federal agencies will be required. Second, the Census Bureau can facilitate the content review process and provide statistical advice, but ultimately federal agencies must provide the justification for including questions. For example, substantive content changes may require changes to the laws or regulations of more than one agency. Third, revisions to the ACS questionnaire must be tested, which will require significant Census Bureau resources. Finally, the effects of changing content will ripple across all operations of the ACS program. Data products will have to be revised, field tests planned and conducted, questionnaires and automated instruments changed, interviewers retrained, and processing systems revamped.

The Census Bureau will consult with the Office of Management and Budget and other federal agencies before publicly announcing its decision on this issue.



### *Data Collection and Capture*

The Census Bureau collects ACS data in continuous, 3-month cycles using a combination of mailout/mailback, Computer Assisted Telephone Interviewing (CATI), and Computer Assisted Personal Interviewing (CAPI) data collection modes. Optimal use of these three modes of data collection results in cost-efficient, high-quality statistics.

Respondents are provided a postage-paid and addressed envelope to mail their ACS questionnaires to the National Processing Center (NPC) in Jeffersonville, Indiana for processing. At the NPC, the questionnaires are checked-in, opened, reviewed for correspondence,<sup>6</sup> and sent for keying of responses. After the forms are keyed, they proceed to an automated edit follow-up. Households that do not respond by mail are eligible for the CATI and CAPI phases.

#### Mail Phase

The first phase of the ACS, is the mailout/mailback phase. During this phase, NPC staff send out a prenotice letter, the initial mailing package (which includes the ACS questionnaire, an instruction booklet, and other materials), and a reminder card. A replacement mailing package with a second questionnaire is mailed about three weeks after the first mailing to those who did not respond.<sup>7</sup> Currently only English language questionnaires and instruction guides are available, but future plans call for development of a Spanish language package.

Samples of housing unit addresses are drawn from the MAF. Only complete addresses are eligible for mailing, that is addresses with either a house number, street name, and ZIP Code, or a complete rural route, box number, and ZIP Code. Post office boxes and other rural style addresses are considered incomplete.

---

<sup>6</sup>Some respondents will include correspondence with questions, objections, or comments. The Census Bureau responds to these letters.

<sup>7</sup>The use of a targeted replacement questionnaire package is an improvement over Census 2000. The deadlines imposed by the decennial requirement to provide the President with a population count by December 31 precluded sending replacement questionnaires in Census 2000.

The NPC is responsible for assembling the mailing packages, an almost continual process. Headquarters staff regularly provides the NPC with a label file which provides the addresses that are used for the completed mailing packages. Mailing packages are assembled by machines, and the U.S. Postal Service picks up the packages for delivery to respondents.

#### Telephone Questionnaire Assistance

Each mail questionnaire displays a toll-free number that households are encouraged to call if they have questions about the survey, or if they wish to provide their responses by phone. This assistance is called Telephone Questionnaire Assistance (TQA). Trained TQA interviewers answer general questions about the survey, including questions about content. If the respondent indicates a desire to answer by telephone, the interviewer conducts the interview, filling out a paper questionnaire, which he or she then sends to check-in as if it were a mail return. TQA is conducted by trained interviewers at the NPC.

The cover of the ACS questionnaire contains a statement in Spanish directing those uncomfortable with the English language document to call TQA to speak with a Spanish-speaking interviewer. Spanish-speaking TQA staff answer these calls and either assist the respondent to complete the English form or collect the data on the telephone in Spanish.

#### Check-in

The check-in operation registers two types of returns: questionnaires returned by mail and questionnaires completed in TQA. Mail is processed on a first-in, first-out basis and is normally checked in and opened on the day it is received. All mailed questionnaires contain a unique bar code identifier. Check-in is accomplished either by scanning the questionnaire with an electronic wand to pick up its bar code identifier, or by keying in the numeric identifier. Trays of ACS questionnaires are received from the mail receipt area, while TQA questionnaires come directly from the TQA unit.

NPC staff open envelopes, separating questionnaires that contain correspondence. NPC staff send appropriate correspondence to headquarters and check in the completed questionnaires with the other returned questionnaires. As NPC staff check in the questionnaires, they prepare batches of 50 questionnaires for data capture and assign each batch a unique number. Staff determine whether a returned questionnaire is considered blank, meaning that the return does not contain at least minimal information for one person, or a respondent phone

number. Blank responses are treated as nonresponses, making the case eligible for a second mailing, CATI, or CAPI.

Only questionnaires enclosed in return envelopes are checked in through mail return check-in; questionnaires returned in the original outgoing envelopes are considered "Undeliverable As Addressed" (UAA). UAAs are returned by the U.S. Postal Service if the address is considered undeliverable. UAAs are annotated with the date received, and placed in a labeled tray for subsequent UAA check-in.

The Census Bureau accepts mailed questionnaires for approximately three months from the first mailing date. Mail questionnaires are not accepted after the cut off date for that sample.

### Keying

After check-in, responses from the mail return questionnaires are data captured by keying. Questionnaires must be keyed in a timely manner to support later processing activities, therefore the production goal is to have questionnaires keyed within three weeks of receipt. A keyer receives work assignments in batches of 50 questionnaires.

To minimize keying errors, NPC staff manage a detailed quality assurance process. A new keyer goes through three stages of qualification: training, pre-qualification, and qualification. In the training stage, the keyer's work is 100 percent verified by another keyer doing the same batch independently. If substantial errors are found, the individual is retrained. The pre-qualification stage still requires 100 percent verification, and detected errors are provided to the keyer immediately. For fully qualified keyers, only a sample of completed work is verified. For all three stages, keyers who are consistently unable to maintain quality levels are removed from the project and subject to administrative action. The quality assurance process has successfully maintained total error below the specified level, a 1.5 percent field error rate. NPC keyers must maintain an error rate of 0.80 percent or less in order to retain their keying position. In most instances keyers have error rates much lower than the required 0.80 percent.

The Census Bureau has recently revised its check-in and keying software to reflect the deletion and modification of questions in the 2003 questionnaire. There was no clean break between processing of the 2002 and 2003 questionnaires, so the questionnaires from each year have to be batched separately so that they can be directed to the appropriate keying software.

### Telephone Edit Followup

The Census Bureau reviews and follows up on the mailback data it has collected and keyed in a phase called Telephone Edit Followup. In Telephone Edit Followup, the keyed response records are subjected to a computerized coverage and content edit to identify missing or inconsistent responses. A record will fail and require Telephone Edit Followup if an insufficient number of questions were answered, or the questionnaire has missing or inconsistent information on the total count of people. Telephone Edit Followup takes place at the NPC after headquarters staff run a program against the keyed data to determine whether each questionnaire passes coverage and content checks. Questionnaires that fail these checks, and for which there is at least one telephone number go to Telephone Edit Followup.

Telephone Edit Followup provides a critical review of questionnaires returned by mail. Approximately one-third of all mail returns fail one or more of the edits and require followup. The Telephone Edit Followup operation is an improvement over the Census 2000 long form procedure, which did not have the time or resources for this step. This type of followup reduces nonsampling errors, thus improving data quality.

The Telephone Edit Followup process was automated in 1999. Prior to that time, NPC processors manually reviewed and edited the response records, a time-consuming process with no automated quality control. In the new process, a computer algorithm reviews the captured responses for coverage and content failures identified by subject-matter experts.

Most questionnaires fail edit because essential questions are missing responses. Common reasons why a question may not have been answered are:

- The respondent thought the question did not apply to the person about whom questions were being asked;
- The respondent misinterpreted a skip instruction;
- The respondent did not understand what was being asked;
- The respondent understood the question but did not know the answer; or
- The respondent refused to provide the answer.

Telephone Edit Followup also obtains more information for large households, that is households with six or more people. The ACS questionnaire has space only for five people per household, so follow-up is required when the questionnaire indicates that more than five people live in the household.

During Telephone Edit Followup, all missing answers are approached as ones that the respondent can and will provide. The telephone staff is cross-trained in Telephone Questionnaire Assistance so that they can offer callers guidance. With the telephone clerk to help in interpreting the question and its purpose, respondents are often persuaded to answer questions or clarify responses. When the respondent cannot provide the answer to a question, the telephone clerk will enter a "Don't Know" in the answer area. Similarly, when a respondent refuses to provide the answer to a question, an entry will indicate "Refused."

Telephone Edit Followup is conducted on a flow basis. A maximum of seven attempts to contact the nonresponding household is allowed for each case. For cases without a correct respondent- provided telephone number, the Telephone Edit Followup unit will use alternative sources to attempt to locate a working telephone number. The response records for questionnaires that pass Telephone Edit Followup go directly to the Data Capture File.

#### Computer Assisted Telephone Interviewing

About six weeks after the first questionnaire is mailed, interviewers begin Computer Assisted Telephone Interviewing (CATI). During this phase, interviewers contact housing units from which a mail response has not been received, and for which telephone numbers have been obtained. Once CATI interviewers verify that they have reached the correct address, they try to complete the interview. Telephone numbers obtained from commercial vendors are used to conduct the CATI interviews. Most of the telephoning is done in the evenings and on weekends. CATI is conducted from three call center locations: the NPC in Jeffersonville, Indiana, and telephone centers in Tuscon, Arizona, and Hagerstown, Maryland.

The CATI operation runs for approximately 25 days. If a mail return questionnaire is received during the CATI phase before telephone contact has been made, the case is removed from CATI and the mail response is captured and keyed. If the respondent refuses a CATI interview, a refusal conversion specialist calls again and makes one more attempt to convert the refusal.

The CATI operation benefits from several quality assurance programs. The CATI software prevents common errors, such as out-of-range responses or skipped questions. Census Bureau Call Center supervisory staff monitor

interviewer work to check for other errors, such as keying a different answer from what the respondent provided, or failing to follow procedures for asking questions or probing respondents for answers to questions. The Census Bureau has found its monitoring to be effective in controlling telephone interviewer errors.

The CATI operation is subject to stringent quality assurance. Full-time call center staff are carefully trained and provided with periodic training updates. New interviewers receive standard CATI training, and a workshop to specifically train them on how to handle refusals. New interviewers are monitored regularly and even qualified interviewers are monitored periodically to make sure they continue conducting interviews in a satisfactory manner.

Spanish speaking CATI interviewers are available.

#### Computer Assisted Personal Interviewing

Both the CATI and CAPI operations use the same data collection instrument, with only minor changes to account for modal differences. At the conclusion of the CATI operation, the Census Bureau selects a sub-sample of remaining uninterviewed addresses for Computer Assisted Personal Interviewing (CAPI). The CAPI sample contains addresses selected at two different rates: one in three addresses without a mail or CATI interview, and two in three of the unmailable addresses. The CAPI sample is stratified by geography and type of address.

CAPI runs approximately four weeks, during which Census Bureau Field Representatives conduct personal interviews. Throughout the CAPI operation, the CAPI control file is updated to remove addresses from the field workload for which a late mail return was received, so that respondent burden and duplication of effort are minimized.

Field representatives visit CAPI addresses and verify their existence (or declare them nonexistent), determine their occupancy status, and conduct interviews. Field representatives use laptop computers loaded with the BLAISE software to collect the survey data. Initial contacts are made in person, but interviewers may telephone respondents to collect additional information. Information is collected for both occupied and vacant housing units. Information for occupied units must be obtained from a household member. Interviews of proxy respondents (such as neighbors) to gather information about occupied units are not accepted. Collecting household information only from household members is an improvement over the decennial census, which must allow for the possibility of proxy responses due the extremely tight time deadlines and

workload constraints.

As with CATI, built-in checks and edits in the CAPI software limit the introduction of certain types of errors. A formal quality control reinterview program is also built into the CAPI operation. This program serves as a deterrent to performance deficiency, including falsification of responses. The work of field interviewers is sampled and the respondent is contacted to determine if there is any evidence of falsification or other substandard performance. In addition, during the reinterview, the household roster is verified to measure the accuracy of the roster information.

The Census Bureau attempts to employ Spanish language field interviewers in areas with large Spanish-speaking populations. Additionally, the Regional Offices have a list of translators available to help secure answers from respondents who require language assistance for languages other than English and Spanish. In addition, current survey interviewers are highly competent and will often be able to use an English-speaking individual in the household to help complete the interview.

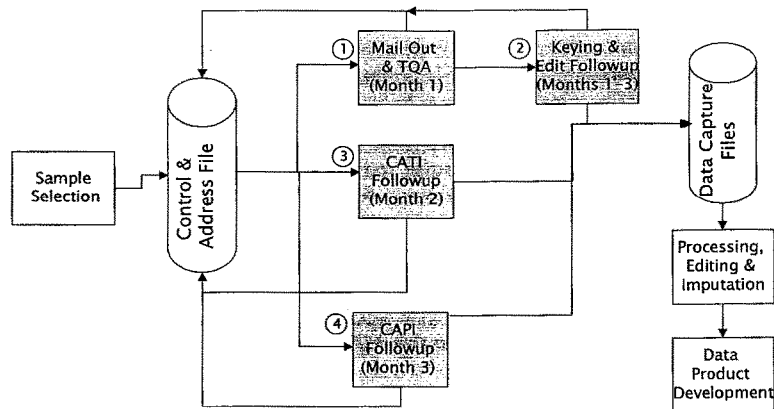
### Data Processing

Data processing refers to the steps that must be taken to change the captured respondent information into more complete and useful statistics, including coding, editing, and tabulation.

The Control File is integral to data processing, as it provides a single database of all units in the sample, including households that respond by mail, TQA, CATI, and CAPI. The Control File manages, controls, and tracks the flow of an individual case through all the operations. It tracks the overall progress of the ACS, provides input into various operational phases, and controls flow across months.

The following flowchart depicts the collection, capture and processing of information in the ACS:

Figure 1: ACS Data Collection, Capture, and Processing



NOTE: Numbers represent the general flow of primary operations over a given three month period.



### Coding

The ACS form, like the decennial long form, contains several questions that ask respondents to write in their responses. These written-in responses must be coded for tabulation. The current ACS questionnaire contains the following write-in fields which must be coded: Race, Origin, Place of Birth, Ancestry, Migration, Language, Place of Work, and Industry and Occupation. In the coding phase, fields with write-in values are coded to a prescribed list of valid values.

Coding takes place both at headquarters and the NPC. Coding operations are subject to quality assurance processes to ensure that coding is consistent and accurate. The various questions are coded in slightly different ways:

- Geocoding is accomplished in an automated first pass at headquarters, with residual cases coded clerically at the NPC.
- Questions dealing with Industry and Occupation are coded clerically at the NPC.
- All other coding is accomplished at headquarters. The first pass is automated, and residual coding accomplished clerically.

### Edit and Imputation

Edit and imputation rules are last resort data processing methods designed to ensure that the final data are as consistent and complete as possible. Application of edit and imputation rules maintains data quality when complete responses cannot be obtained, or it is not feasible to obtain responses within a survey's budget.

Subject-matter experts develop these rules and processing staff run the edits. Edit and allocation rules are used to account for missing, incomplete and contradictory responses, responses that would otherwise distort the survey results. Application of these rules in the ACS does not affect the estimated population totals, as the rules are used only to supply missing or inconsistent answers about the household's characteristics, not its existence.

Responses for missing or inconsistent answers are provided from several possible sources. The edit may supply a response for a missing item based on other related information on the form (for example, sex may be determined from first name, or marital status from relationship). Imputation techniques are

used to supply missing responses from data reported by other housing units. For example, if a given housing unit did not provide ages for the individuals living in the housing unit, but supplied all other information, age could be imputed using data from other housing units or people with like characteristics. This practice is preferable to going to the expense of making additional contact with the household and bothering respondents for just one piece of information. Imputation is often conducted with a hot-deck allocation, which uses responses from other housing units or people with similar characteristics in the same survey. The programs look at the housing and population variables according to a predetermined hierarchy. They examine the data for inconsistencies and missing values where data should be present. In each case where a problem is detected, consistent, pre-established edit rules govern its solution.

Each time the ACS questionnaire is revised, however slightly, the edit and imputation rules must be revised to account for the change. As discussed earlier, the 2003 ACS questionnaire is slightly different from the 1998–2002 questionnaire; the Census Bureau has therefore recently revised the edit and imputation rules.

#### Tabulation

Tabulation refers to aggregating the weighted data and displaying these aggregations in formats useful to data users. Up until now, ACS summary files have been essentially the same as those produced from the decennial census long form. Like the decennial long-form products, ACS products are designed to meet the legislative, legal, and programmatic needs of the federal government, as well as the needs of state and local governments, businesses, nonprofit organizations, and individuals.

Currently, during the ACS development phase, ACS data products have been tabulated and available for numerous geographic levels. The Census Bureau will be able to produce even more tabulation levels once the survey is fully implemented. The following table reflects tabulations that have been available during the development phase, and additional levels of tabulation that we plan to make available upon full implementation.

<i>Currently Available Tabulations</i>	<i>Anticipated Additional Tabulations</i>
Nation	Census Tracts
States	Voting Districts
Counties	American Indian Reservations
County subdivision (MCD)	School Districts
Place – County	State Legislative Districts
Place (Incorporated Places and Census Designated Places)	PUMAs (Census 2000–defined areas of 100,000 or more)
Metropolitan Statistical Area	ZIP Code Areas
Congressional Districts	Urbanized Areas
	Rural Areas

Detailed summary tabulations will continue to form the basis for ACS data products. Detailed summary tabulations for many characteristics will be available for single- and multi-year statistics for 11 racial/Hispanic origin groups.<sup>8</sup>

During the development phase of the ACS the Census Bureau has published narrative, tabular and change profiles. This practice will continue. Tabular Profiles provide distributions for estimates of selected characteristics for each geographic area and some derived measures. Tabular Profiles are presented for general demographic characteristics, as well as social, economic and housing characteristics. The profiles include the survey estimate and the 90-percent confidence interval. Narrative Profiles are plain-language descriptions with representational graphs to complement the standard tabular profiles. These easy-to-read profiles are useful to general-purpose users. They summarize information on a wide array of subjects in words, rather than numbers. Newspaper reporters, city administrators, and grant applicants, for example, can quickly obtain an overview of their area and information on many key topics important to their community. Simple charts and graphs illustrate

<sup>8</sup>These 11 groups are White alone, Black or African American alone, American Indian and Alaska Native alone, Asian alone, Native Hawaiian and Other Pacific Islander alone, some other race alone, two or more races alone, two races including some other race, two races excluding some other race, and three or more races, Hispanic or Latino, and White alone, not Hispanic or Latino.

changes in communities. Change Profiles show the same characteristics as the Tabular Profiles as year-to-year changes, along with related percentage distributions, differences over the time period, margins of error for the differences, and whether the differences are statistically significant.

#### Disclosure Avoidance

The Census Act prohibits the release of individually identifiable data.<sup>9</sup> The Census Bureau uses statistical methods during the tabulation phase and prior to data release, to ensure respondent confidentiality.

Three primary statistical methods of disclosure avoidance are employed: swapping, categorizing variables, and topcoding. Swapping refers to literally swapping one household for another. When a household has individuals with rare characteristics (such as the only minority household in a block group), the Census Bureau may swap the entire household with another similar household in a different tabulation area. As swapped housing units are not identified, data users will never be able to identify a household with certainty. Categorizing variables refers to collapsing categories within a table to avoid small cell sizes. For example, a table might have one column for Asians and Native Hawaiian or Other Pacific Islanders, rather than having separate columns for each. Topcoding refers to combining individuals with rare characteristics together. For example, individuals with incomes over \$100,000 might be individually identifiable. The Census Bureau might code a category for individuals with incomes above \$100,000 so that the category would include more people.

Finally, the Census Bureau has used data filtering to ensure that published ACS estimates in the demonstration phase reflect a certain level of statistical reliability while meeting data user needs. For example, a data quality filter might require that a weighted table universe must be greater than a certain number, e.g., a table designed to show the total number of individuals in a county by age and educational attainment could only be produced for counties in which the weighted table universe is above a certain threshold. In addition, a data quality filter might require a minimum cell size, e.g., an average of 2 weighted cases per table cell. The Census Bureau has used data filtering rules

---

<sup>9</sup>“Neither the Secretary, nor any other officer or employee of the Department of Commerce ... may ... make any publication whereby the data furnished by any particular establishment or individual under this title can be identified ...” 13 U.S.C. § 9(a).

during the demonstration phase of the ACS and will review these rules when national level production data becomes available.

The Census Bureau has identified a project dealing with data processing, the Automated Review Tool.

*Project: Data Review/Automated Review Tool*

Prior to their release, ACS data are reviewed by subject matter experts to detect potential problems with the data. No matter how many quality assurance steps are built into the data collection and processing processes, errors can still surface. The data review phase is the last chance for Census Bureau experts to look for issues such as improperly coded tabulations, missing data, and obviously incorrect data. Data review minimizes errors, so that the public has access to high quality, reliable statistics.

The Census Bureau is in the process of developing an Automated Review Tool, or ART, as part of the overall ACS data review process, to allow analysts to review data more efficiently. Unlike the decennial census long form statistics, which have to be reviewed only once a decade, ACS statistics have to be reviewed on an on-going basis throughout the decade. Reviewing such a massive volume of information presents a severe resource challenge. Incorporating ART into the review process will help answer that challenge. ART is a web-based computer application that will help analysts compare not-yet-released ACS results with results from prior years to look for statistical trends. ART uses set parameters to detect and flag potential problems, thereby providing subject matter managers with the tools to quickly assess whether estimates or geographic areas have problems. Additionally, ART should help managers and analysts to identify quickly whether estimates or geographic areas exhibit extraordinary changes from one year to the next.

A prototype version of ART was used to review differences between the C2SS tabular profiles and the 2000 Census sample-based profile reports. The prototype ART also was used during the summer and fall of 2002 to analyze differences between the C2SS and SS01 profile estimates. The Census Bureau plans to use ART for data review of the 2002-based data products starting in spring 2003. Analysts are still refining ART, adding additional features and functionality. The Census Bureau plans to use ART for data review of the 2002-based data products starting in spring 2003.

### *Weighting and Estimation*

ACS data, like all survey data, must be weighted to produce reliable and usable estimates about the population. ACS data are weighted to reflect the sample design, to adjust for the effects of nonresponse, and to correct for survey undercoverage.

The first weighting adjustment accounts for differences in selection probability resulting from the sample design. For example, each unit sampled at a rate of 1 in 40, gets a weight of 40. In oversampled small governmental units where the sample rate is 1 in 10, each unit gets a weight of 10. When units that have not responded by mail or CATI are subsampled for CAPI at a rate of 1 in 3, their weight is multiplied by 3.

A second weighting adjustment is for unit nonresponse, that is when a household identified for interview does not respond, or so little data are obtained that they cannot be used to produce estimates. In the ACS, a higher weight is given to interviewed units in a given tract and month to account for noninterviews in that tract and month. For example, if only 9-out-of-10 of the designated units are interviewed in a tract in a specific month, a nonresponse adjustment of 10/9 is used to increase the weight of the interviewed units when they are included in the estimates.

A final weight is applied to ensure that the survey results are corrected for survey undercoverage or overcoverage. This final weighting adjustment helps to ensure that estimates of the characteristics being collected (e.g., age, race, sex) are comparable to the standard -- the decennial census or the intercensal estimates that are based on the decennial census. This final adjustment is called "weighting to population control totals" and also compensates for some of the errors not corrected by the previous weighting adjustments. Once the final weights are applied, the statistics are generated, including proportions, means, medians, and ratios.

Estimates of sampling error or variances are computed for each estimate and confidence intervals are provided. Sampling error refers to the variability that occurs by chance because a sample - rather than all units in a population - is surveyed. In general, the larger the sample, the smaller the sampling error. Anything that has the effect of reducing sample size, increases sampling error. A measure of sampling error is the variance or standard error. A related, but different statistic, the Coefficient of Variation or CV, quantifies the relationship

between the size of the error and the size of the estimate. The smaller the CV, the more precise the estimate.

The Census Bureau has identified two projects to improve ACS weighting and estimation. The first is a project to revise and simplify the weighting methodology. This project will include examining whether an interim adjustment can be made to the ACS estimates to account for a difference in residence rules between it and the decennial census and revising weighting to deal with the need to achieve agreement between the estimates of occupied housing units, households, and householders at all geographic levels. The second major project is to improve the quality of the intercensal population estimates to which the ACS is controlled.

**Project: Revision and Simplification of Weighting Methodology**

The objectives of this project are to revise and simplify the weighting methodology, and to identify an interim adjustment for areas with highly seasonal populations. The current weighting methodology was designed in 1995 and is composed of a series of 13 adjustments. Several sub-projects are included in the revision and simplification effort

First, the Census Bureau is concerned that the current weighting methodology may be more complex than required. The Census Bureau plans to run a series of experiments, individually eliminating each step in the process to determine the effect its elimination has on the weighting and estimation results. This experimentation should result in a streamlined process by removing or combining adjustment steps.

Second, areas with a high proportion of seasonal residents are problematic for both the census and the ACS. The ACS and the decennial census use different residence rules and these differences raise weighting issues. The intercensal estimates need to be adjusted to account for the different residence rules in order to function as consistent population controls for the ACS. A major area of research in the Program of Integrated Estimates project discussed below is to address these residence rule differences. However, in the interim, the weighting and estimation staff will examine whether some type of more immediate adjustment can be identified to reduce the effects of the differences for areas with large seasonal populations.

Third, the Census Bureau is researching how best to achieve agreement between the ACS estimates of occupied housing units, households, and

householders at all geographic levels.<sup>10</sup> The ACS is controlled to independent housing unit estimates.<sup>11</sup> The estimates of occupied housing units, households, and householders must agree at all geographic levels. This agreement is not currently being achieved and the ACS's weighting methodology is producing inconsistent estimates of households and householders. Finding a solution to this problem will take extensive long-term investigation and experimentation.

The project to revise and simplify the weighting methodology began in early 2003. Preliminary papers documenting revisions may be available by the summer of 2004 and research will continue for several years.

**Project: Program of Integrated Estimates**

The ACS estimates are weighted to a population benchmark, either the most recent decennial census results or the most recent intercensal estimates. The Intercensal Population Estimates Program develops and disseminates annual estimates of the total population and the distribution by age, sex, race, and Hispanic origin for the Nation, state, counties and functioning governmental units.<sup>12</sup> The accuracy of the intercensal estimates is therefore highly important to overall ACS accuracy.

---

<sup>10</sup>A housing unit is a single-family house, townhouse, mobile home or trailer, apartment, group of rooms, or single room that is occupied as a separate living quarters or, if vacant, is intended for occupancy as a separate living quarters. A household consists of all people who live in the same housing unit, including related family members and the unrelated people, such as lodgers, foster children, wards, or employees. A householder is the reference individual living in a household, the one listed on line one. Other household members are defined by their relationship to the householder, e.g., wife or son. The count of occupied housing units should be same as the count of households and the count of householders.

<sup>11</sup>This issue is being addressed not only for the ACS, but for all current surveys that produce estimates of housing characteristics: the American Housing Survey – National, the American Housing Survey – Metropolitan Sample, the Housing Vacancy Survey, and the New York City Housing and Vacancy Survey.

<sup>12</sup> This program is mandated by 13 U.S.C. § 181, which requires the production of “current data on total population and population characteristics.”



The Census Bureau has developed the Program for Integrated Estimates (PIE) to research and introduce enhancements to the intercensal estimates. The PIE program will integrate information from Census 2000, more current ACS distributions of population characteristics, and administrative records to produce improved population and housing unit estimates for all areas, including small areas.

Through 2001, the relationship between the ACS and the Intercensal Population Estimates Program was one-way. The intercensal population estimates for counties by age, sex, race and Hispanic origin were used as controls for ACS data products. Preliminary results from the ACS testing program were weighted to be consistent with the population estimates by age, sex, race, and Hispanic origin for counties. Some information from the ACS was used to inform the estimates of temporary migrants in 2000 and assumptions about the level of international migration in 2002. Subsequent estimates will be more fully informed with information from the ACS.

A fully implemented ACS will improve the intercensal population estimates by providing annual distributions of population characteristics for every county and many sub-county levels. Complete information of this type is not currently available at sub-county levels. We expect that the ACS distributions can be combined with other data currently in use to improve estimates of the components of annual change that are essential to producing the intercensal population estimates.

ACS data are particularly important to the PIE for the following topics:

**International migration.** Many of the techniques developed during the demographic analysis of Census 2000 (to estimate emigration, temporary migration, and the residual foreign-born population for the 1990 to 2000 decade) can be applied to data about the foreign born from consecutive years of the ACS to estimate annual flows of these components.

**Internal migration.** The estimates of internal migration at the state and/or county level from the ACS can be integrated with those currently derived from IRS tax returns to adjust for restricting the current universe to tax filers.

**Fertility differentials.** The data on births in the last twelve months from the ACS is a unique source of multiple race data on the same population of potential mothers and newborns.

**Housing characteristics.** ACS distributions of local area vacancy rates and household characteristics can be incorporated into statistical models that use

distributions of housing unit characteristics to better estimate subcounty populations. Additionally, information from the address updating processes associated with the ACS can inform the independent estimates of the number of housing units.

**Seasonal residence.** The residency requirements for a respondent to be included at the current address differ between the ACS and Census 2000. Data from the seasonal residence questions in the ACS can be used to estimate and incorporate the impact of differences in the residency requirements into the county and sub-county estimates used as ACS controls.

**Racial characteristics** The information on racial distributions of the population developed prior to the population weighting can provide an outside check on the overall results of the population estimates process.

When the ACS is fully implemented, data from its sample of 3 million addresses a year has great potential to improve the population estimates program. Over the next five years, staff will carry out a comprehensive research and production program to integrate data from Census 2000, administrative records, and the ACS to produce more accurate and reliable population estimates for the nation, states, counties, and all governmental units.

### *Data Products and Users*

Billions of dollars are distributed by federal agencies among states, tribal governments, and population groups based on their social and economic profiles. In the past, the statistics for funding formulas and tasks, such as the location of services and program planning, evaluation, and improvement, have come in large part from the long form portion of the decennial census. We expect ACS data products to supplement the long form data products from Census 2000, continuing to provide high quality, updated statistics every year for comparisons of the demographic, social, economic, and housing characteristics of areas and population groups. The ACS statistics will also show the direction and level of change over time, and relative differences among areas and population groups. ACS data products will continue to meet the traditional needs of those who used the decennial census long form statistics and will provide statistics that are more current than the "one point in time" statistics available from the decennial long form, an especially important advantage toward the end of the decade.

The vast majority of the Census Bureau's data products are prepared and released publicly, for all to use. In accordance with federal directives, however, the Census Bureau also prepares special tabulations on a fee basis.<sup>13</sup> Users pay for the cost of producing special tabulations that meet the Census Bureau's requirements for protecting confidentiality.

The Census Bureau has long provided education and training in the use of its data. General training is conducted by the Census Bureau's Marketing Services and Customer Liaison Offices, as well as regional office Partnership and Data Services staff. Additionally, State Data Centers and Census Information Centers have leading roles in this educational effort. The training takes place at Census Bureau headquarters, in Suitland, Maryland; at conferences, workshops, and similar events in which the Census Bureau participates throughout the nation; in Regional Census Offices; in Congressional offices; on American Indian Reservations; and on site at a variety of organizations and agencies in the public and private sector. In addition to general training in the use of its data products, the Census Bureau provides training on specific topics, such as the Economic Census and use of the TIGER/Line® files, through offices of the divisions responsible for the design and operations of these programs. The Census Bureau has produced a variety of informational media, including pamphlets, fact sheets, and brochures, to explain and educate the public about

---

<sup>13</sup>OMB Circular A-130.

its data. In addition, the Census Bureau uses electronic media, such as CD-ROMs, and on-line teaching resources available on its web site.

Because of the many new ways the ACS statistics can be used, and because of the methodological differences from the decennial long form, the Census Bureau recognizes its need to develop a specialized program to work with data users, particularly federal data users, to help them use the ACS data to its fullest potential.

#### **Public Use Microdata Sample Files**

The Census Bureau produces Public Use Microdata Sample (PUMS) files displaying population and housing characteristics from the decennial census long form. The PUMS data files meet the Census Bureau's requirements to protect respondent confidentiality. PUMS files have provided data users with the flexibility to prepare customized tabulations for detailed research and analysis. PUMS data from Census 2000 was produced for PUMAs, Public Use Microdata Areas, areas of 100,000 or more people. Representatives of the Governor for each state (usually the State Data Center) defined the PUMAs in consultation with the Census Bureau. Forty eight states, the District of Columbia, and Puerto Rico participated in the PUMA delineation program.

Respondent confidentiality has always been a concern with PUMS files, and the PUMS data undergo a rigorous disclosure avoidance process prior to public release to ensure that individual household information cannot be ascertained. The files are extensively edited for disclosure avoidance, and only geographic areas of 100,000 or more people are identified on the file.

The Census Bureau plans to produce yearly ACS PUMS files.

#### **Genealogical Research**

Since the 1950s, the Census Bureau's practice has been to hold decennial census data for 72 years after the date it was collected. This practice was instituted to protect the privacy of individuals who responded to the census, while allowing researchers, especially genealogists, to investigate their family histories. The ACS has determined that it, as the successor to the decennial census long form, will similarly hold its data for 72 years prior to releasing it to the public.

Project: Federal Agency Information Program

The ACS was developed in consultation with federal agency data users and in response to their need for more current information. Nonetheless, the switch from long form data to ACS data raises some programmatic issues for many agencies. Accordingly, the Census Bureau is planning to launch a new program to comprehensively address the needs of federal agencies as they make the transition to using ACS data.

The Census Bureau began a communication and outreach plan in the mid-1990s with the goal of providing information on the continuous measurement concept and a basic understanding of how a continuous measurement program differed from a once-a-decade long-form data collection effort. The federal agency component of the plan had as its goal informing federal agency program managers and subject matter and technical experts about the differences in continuous measurement and decennial census long-form data collection in terms of the sample design, survey methods, operations, and data products. In all cases, federal agencies were encouraged to discuss with Census Bureau staff how their programs would be affected as a result of continuous measurement, and to communicate their concerns or questions.

Federal agencies responded to information about the ACS in a variety of ways. Some demonstrated an early readiness to consider the detailed methodological and design aspects of the continuous measurement plan, and its implications for their agency. The Department of Housing and Urban Development produced a comprehensive report that provides a detailed analysis of the opportunities, resource effects, and research needs of the ACS on HUD programs.<sup>14</sup>

During the spring of 2003, the Census Bureau will initiate plans for the ACS Federal Agency Information Program by inviting cabinet departments to identify representatives of their agencies to participate in the program. In addition, the Census Bureau will announce the program at a meeting of the OMB Interagency Committee for the American Community Survey, and invite federal agencies to participate in a kick-off conference for the program.

---

<sup>14</sup>ORC Macro, "The American Community Survey: Challenges and Opportunities for HUD." Prepared under contract for the Department of Housing and Urban Development, September 2002.

The objectives of the program are to:

- Identify the transition issues that affect the use of ACS estimates;
- Provide technical assistance, including statistics, information, or other resources as necessary and as funding is available, to assist federal agencies in using the ACS statistics appropriately; and,
- Assist federal agencies in identifying how they might use ACS data to their fullest potential.

Transition issues that will be addressed by the program include:

- Allocation Formulas;
- Program Eligibility Considerations;
- Program Parameters, Design, and Operations;
- Monitoring, Oversight, and Enforcement;
- Emerging Policy Needs and Assessments; and
- Research, Planning, and Evaluation.

The Census Bureau will produce a series of reports to describe progress on the ACS Federal Agency Information Program. Copies of the reports will be provided to federal agencies, Members of Congress, the OMB, the GAO, and other interested agencies and groups, as appropriate.

The Census Bureau welcomes the opportunity to meet with federal agencies in the future, and to develop new ways to work with such agencies in an educational partnership on the ACS. Suggestions for alternative ways to accomplish the transition process, aside from those presented in this report, are welcome.

**Project: Data Products Report**

As the preeminent collector of data, through the decennial census, the economic census, and the demographic and household surveys its conducts, the Census Bureau has had a leading in role in providing statistics to federal, state, local, and tribal government planners, policy makers, and program managers. Census data are used to identify national, state, and local needs, to track demographic, housing, and economic trends, and to determine what population groups and geographic areas will receive funding. The statistics the Census Bureau produces are used to develop official measures of key indicators of the nation's well-being. Additionally, these data are used in algorithms or formulae that are the basis for funding or evaluating the effectiveness of programs that have goals ranging from fostering economic development to preserving the nation's natural resources.

The majority of the Census Bureau's statistical and geographic products and services are made available to the general public through the American Factfinder, the Census Bureau's electronic data dissemination vehicle, printed reports, or on the Census Bureau's web site. They are designed to inform a general public having minimal levels of understanding and background in census programs. The data tabulations, map products, geographic files, and other resources that the Census Bureau provides are designed to meet general research and information needs that a local journalist, community librarian, university academician, or urban planner might have for information on some social, economic, or demographic characteristic or cartographic boundaries for some geographic area at particular point in time.

In recognition of the fact that the ACS program is new and presents unique challenges, the Census Bureau is preparing a report on plans for data and information products for the first year of full implementation. This report will describe important improvements data users can expect from a fully implemented ACS. It should help answer questions that federal agencies and other data users have asked the Census Bureau about what products will be available from the American Community Survey.

**Project: Product Redesign**

The Census Bureau has formed an interdivisional team to analyze existing ACS data products and develop recommendations for how to improve them. The team will address issues that are common to all data products, such as confidentiality and release patterns. Additionally, the team will form workgroups to analyze current products or processes, and come up with recommendations for development, ultimately coming up with concrete plans and schedules for the upcoming year.

The Census Bureau will solicit input from the data user community as it considers how to re-engineer its data products. Some possible ways this might occur are through a Federal Register notice, or a web-based survey launched from the ACS web page.

The team will examine base tables, derived products, and automated thematic reports.

*Base Tables.* The basic characteristics, or base tables are the foundation upon which derived products are built. For the 1999 through 2002 collection years, the base tables were designed to be comparable with Census 2000 tables. This similarity permits comparison of the ACS statistics and the Census 2000 long form statistics. While the Census Bureau will continue to maintain some level of

comparability with long form data products, in the post 2002 years the need for exact match tables becomes less important. The more current nature of the ACS data allows the Census Bureau to design new data products that ensure that data users are given the broadest range of useful data. Accordingly, the existing package of base tables will be reviewed by subject-matter analysts, and data users will be consulted, to answer questions such as the following:

- How to best maintain a balance between a sufficiently rich body of information and the ability to produce and maintain this information on an annual basis.
- Does the 2001 package of base tables constitute good content? Is anything critical missing?
- Is there an adequate balance of tables across subject areas?
- Can tables be consolidated?
- What collapsing and filtering rules should be applied?

*Derived Products.* Derived Products are high-level tables and reports built from the base tables. Derived products are broadly useful to a wide variety of data users. They fall into three categories: tabular profiles, narrative profiles, and ranking tables and charts. These derived products are generally used to present the data in a form more useful to the public than the tables themselves. The goal is to determine the best set of derived products for the ACS. Derived products will be analyzed to answer questions such as the following:

- How will the products be released, on what schedule?
- Should the tabular and narrative profiles be combined into a single product?
- How do we handle change in the products?
- Should we develop other products?

*Automated Thematic Reports.* The Census Bureau does not now produce Automated Thematic Reports, that is, standard reports automatically generated on pre-established themes and formats. An example of an automated thematic report would be a yearly report on educational attainment by state. The ACS presents an ideal opportunity to explore the feasibility of automated thematic reports, because ACS data are produced each year.



The goal is to set a format for thematic reports that can eventually be produced in an automated fashion. The thematic reports will focus on topics of wide interest for researchers and policymakers. Automating the tables will enable users to produce reports for subgeographic areas, derived from the national-level report. The goal is to expand ACS output at a pace and level that current resources can support. Two Automated Thematic Reports are currently under development: "Conditions of Children," and "Skills and Abilities of the Population."

The team will consider issues such as:

- What should a thematic report look like?
- How many reports will there be and what topics should be covered?
- How frequently should the reports appear?
- How will automation function, from a user perspective?

**Project. Analytic Products**

The Census Bureau has a long tradition of publishing comprehensive analytic reports on topics as diverse as experimental poverty measures, child support for custodial mothers and fathers, health insurance, maternity leave and employment patterns, and computer use. Because the ACS is still in the development phase, the Census Bureau has not yet published any reports specifically derived from ACS data. Once the ACS program moves to full implementation, however, the Census Bureau will examine the ACS data to develop a list of topics and a schedule for future analytic reports.

### *Evaluation and Improvement*

An integral part of any census or survey is a robust research and evaluation program. Census 2000, for example, was supported by an evaluation program that includes over 90 evaluations of nearly every program component. The primary purpose for any evaluation program is to understand what worked well and what did not so that this information can be incorporated into planning for the future.

An evaluation program is essential for the ACS because it is an ongoing survey. As results become available, modifications can be made to the survey in response to the evaluations. The Census Bureau can continually improve the ACS design by modifying it in response to the evaluation and improvement program. Significant research and evaluation of the ACS has already taken place. Attached is a bibliography of research materials relating to the ACS. To ensure the ongoing monitoring of performance and incorporation of improvements, the Census Bureau has identified two transition projects relating to evaluation and improvement.

#### *Project: Monitoring Operational Performance Measures*

The Census Bureau plans to develop a regular system to define and document ACS operational performance data, such as mail, telephone and personal visit follow-up response rates; edit follow-up completion rates; and the like. The plan is to develop a regular system to produce these measures and report them on the ACS website. Detailed analysis of these operational data will allow survey designers to better understand where the survey may not be working as effectively as it could. These analyses may help pinpoint geographic areas and population groups for which we need to refine or develop new methods. Ongoing operational analysis also provides important information on workloads, progress, schedules, and costs. This project includes ongoing analysis and review of results as well as documentation of findings.

A prototype system for monitoring operational performance measures should be in place by summer 2003.

#### *Project: Evaluation Studies*

The Census Bureau has developed a research and evaluation program to answer key questions about the ACS. Work conducted to date, as

well as ongoing research and research plans, are currently organized under four topics:

- Feasibility and cost
- Survey quality and performance measures
- Data products and data user issues, and
- Survey design and methodology (including research on small area estimates of population, housing, and characteristics)

Two reports have been produced thus far, and five more should be published in 2003. The two published reports are:

“Demonstrating Operational Feasibility,” July, 2001. This report focused on the feasibility of expanding the ACS from 31 sites to a national sample (C2SS) with projections for expansion to a fully-implemented survey, concluding that it was entirely feasible.

“Demonstrating Survey Quality,” May 2002. This report evaluated overall survey quality, focusing on timeliness and accuracy. It discussed sampling and nonsampling error (nonresponse, coverage, and measurement) and the implications of these errors on the reliability of the ACS estimates. The report referenced research on survey response rates, item imputation rates, completeness ratios (a measure of coverage and nonresponse error), and sampling error and concluded that the ACS will have the quality to replace the long form.

Additional reports are planned to evaluate the ACS data and compare it with the long form data produced by Census 2000. Five specific reports are planned for 2003 release. A series of four reports comparing the C2SS single-year statistics with the decennial census long form sample statistics will be prepared, dealing with basic demographic characteristics, social characteristics, economic characteristics, and housing characteristics. Additionally, a report will be prepared comparing 3-year (1999-2001) ACS statistics from the 31 test sites to the decennial census long form statistics. A followup operational feasibility report will also be prepared to ensure that operational performance has not declined, and that problems identified in the first report have been addressed. Additionally, after single-year averages have been produced for the 31 sites, a comparison report will document the results.

### *Major Tests and New Initiatives*

When full funding is provided, ACS managers and designers are ready to move the survey to full implementation. During the demonstration phase, the survey has generally not included either the Group Quarters population or Puerto Rico. Additionally, the survey has thus far implemented only a basic program for people who speak a language other than English, and no formal partnership program. Finally, the survey has not been supported by a formal cost model to help ensure accurate budget formulation and execution. These initiatives are recognized as crucial components of the ACS and are planned as part of the full production program. One additional new initiative, testing voluntary methods, arose as a request from Members of Congress.<sup>15</sup>

#### Project. Testing Voluntary Methods

The ACS is designed to replace the mandatory decennial census long form. For this reason, since its inception, it has been conducted as a mandatory survey.<sup>16</sup> Members of Congress have requested that a test be conducted as soon as possible to assess the effects of a voluntary ACS on mail response rates and associated follow-up costs. The Census Bureau agreed and designed a test to provide this information and to assess the impact of a voluntary survey on data quality.

Beginning March 1, 2003, the Census Bureau will conduct the Supplementary Survey (including the 31 sites as a voluntary survey. Voluntary materials and methods will be used for all phases of data collection, including telephone assistance, telephone edit followup, and telephone and personal visit nonresponse followup. The overall objective of the test is to identify the effect of changing the survey from a mandatory one to a voluntary one on response rates, quality, and cost. A small control panel will receive materials by mail that retain the mandatory wording.

The Voluntary Test was designed to obtain information on the following questions:

---

<sup>15</sup>September 18, 2002 letter from House Committee on Government Reform Subcommittee Chairman Weldon and Vice Chairman Miller to Subcommittee Chairman Wolf, House Commerce, State, and Justice Appropriations.

<sup>16</sup>GAO letter report B-289862, , April 4, 2002, "Legal Authority for American Community Survey."

- What are the effects of voluntary materials on mail response?
- Are there differential effects on mail response rates in areas with traditionally low mail response rates or by socioeconomic or demographic characteristics, including race and ethnicity?
- Does the change to voluntary collection have an effect on telephone and personal visit followup response rates?
- Did the overall survey response rates drop (relative to previous years) when the survey was voluntary?
- What effect did the change to voluntary collection have on data completeness? Did the change to voluntary collection have a differential effect (by race and ethnicity) on item completeness?
- What are the changes in followup workload and projected costs for a voluntary ACS and how do they compare to the projections for a mandatory ACS?

The sample for the months of March and April, 2003 will be the initial focus of this test. Primary comparisons of mail, telephone, personal visit, and overall survey response rates will be made to the 2001 and 2002 ACS Supplementary Survey results for the same months. Interview distributions will be produced to assess the proportion of interviews collected by mail, telephone, and personal visit. These distributions will be produced by race, ethnicity, and other demographic characteristics. Item nonresponse rates will allow us to assess if less complete data are being obtained. Results will be compared with previous years. Workload and cost projections will also be compared with existing projections which are based on 2001 and 2002 experiences. Alternative mail treatments will be evaluated, including a small sample of mandatory treatments, to serve as a control and allow us to produce additional comparisons of the effects of different mandatory and voluntary materials on mail response rates.

This test will include four mail treatments. Two treatments use mandatory materials – one with the letters and other materials that have been used in the past several years, and the other with letters and materials that were recently designed to be more user-friendly and to improve mail response. Both of these treatments use envelopes with a mandatory message on the front (“Your Response is Required by Law”). Two voluntary treatments are also included – both are based on the redesigned letters and materials. One includes the standard approach used by the Census Bureau to inform respondents that a survey is voluntary. The other is a more direct approach. Both voluntary

treatments will use a new envelope that replaces the mandatory message with an appeals message.

Preliminary results will be provided to Congress in August 2003.

**Project: Taking the Survey in Puerto Rico**

The Census Bureau recognizes the importance of collecting accurate and current information for Puerto Rico. The ACS was designed to replace the decennial census long form, which collects data in Puerto Rico as well as the 50 states and the District of Columbia. Puerto Rico has compelling data needs and will benefit from ACS data. Severe budget constraints have limited testing of the ACS in Puerto Rico. Under the current plan, data collection via mail will begin in Puerto Rico, along with the rest of the country, in July, 2004.

Puerto Rico presents some data collection challenges, in part because of the unique address format used in Puerto Rico and the large number of noncity-style addresses. Additionally, the Census Bureau has limited experience using mailout procedures in Puerto Rico. The ACS development program has conducted some testing in Puerto Rico – specifically a test in 2001 to assess the feasibility of using the mail as a means of data collection in Puerto Rico. The results of this test indicate additional challenges and the potential for added cost stemming from lower-than-average mail response rates. The Census Bureau has entered into a contract to update and improve the address information in the MAF for Puerto Rico.

**Project: Taking the Survey in Group Quarters**

The ACS was designed to replace the decennial census long form, which collects data from both housing units and the group quarters (GQ) population. People not living in housing units are classified by the Census Bureau as living in group quarters, places such as nursing homes, prisons, college dormitories, military barracks, juvenile institutions, and emergency and transitional shelters for people experiencing homelessness. Group Quarters constitute roughly 2.8 percent of the population, an increase of almost 1.1 million people since 1990. Data collection at Group Quarters presents several challenges, including an address list that has traditionally been updated only once a decade, unique populations, the use of administrative records, and the need for revised questionnaires. ACS staff will coordinate its GQ development activities with the decennial staff to ensure consistency of definitions and procedures.

The ACS staff collected GQ data at the 36 sites in 1999 and 2001; no data were collected in 2000 to avoid confusion with the decennial census, and no data were

collected in 2002 – 2003 for budgetary reasons. The 1999 and 2001 data collection efforts in the test sites revealed that the ACS could successfully collect GQ data of equal or superior quality to the decennial long form and other current surveys. Additionally, these tests allowed the Census Bureau to evaluate its cost structure and procedures for GQ data collection, which should facilitate expansion to full production levels.

The ACS will use the Census 2000 Special Places file for the GQ sampling frame. This frame has not been updated since the census. Prior to sampling, GQ will be stratified by size into two sampling strata, those with a Census 2000 count of 15 or fewer people and those with more than 15. As with the non-GQ population, the sampling operation will be controlled at the county level. Training of field representatives on collecting data from the GQ population will begin in October 2004, so that full GQ production can commence in January 2005.

**Project: Implementing a Language Program**

The decennial census long form has a language program that includes a mail request for a questionnaire in one of five languages other than English, and a promotion and outreach program in languages other than English. The Census Bureau would also like to develop an ACS language program. Funding differences between the decennial census and the ACS, as well as the ACS's well-trained professional interviewers, mean that the ACS language program cannot and need not match the scope of the decennial census program. A Census Bureau working group will begin to develop a language program in Fiscal Year 2003, and testing will be planned for Fiscal Year 2005.

The ACS has already conducted some research to understand how current ACS methods work with non-English speakers. Key methods are in place and a Spanish version of the CATI/CAPI instrument has been available since 1997. Additionally, the Census Bureau relies on bilingual field representatives.

Details of the ACS language program have not yet been determined, but if adequate funding is available, the program will likely include:

- Determining how the ACS currently collects interviews from linguistically isolated households and households speaking languages other than English.
- Assessing the quality of ACS data for linguistically isolated households, and comparing the quality of the ACS data from these households with the data collected in Census 2000.

- Improving existing methods, including: translations, instruments, training, and assistance programs.
- Developing and testing a telephone response option in Spanish with the potential to expand to additional languages.
- Developing and testing a mail response option in Spanish.

The Census Bureau is currently examining different approaches for efficiently phasing in the highest priority activities and will work with its advisory committees on these issues.

**Project: Implementing a Partnership Program**

Census 2000 was successful in part due to its comprehensive and original partnership program which involved state, local, and tribal governments, as well as community groups, in promoting Census 2000. Similarly, ACS planners recognize that they cannot accomplish ACS goals alone. The Census Bureau is currently examining options for a partnership program when funding permits. Possibilities include:

- *Partnerships with state and local governments.* Governments know their local conditions and circumstances better than the Census Bureau. They can help correct our maps and address list. They can alert field representatives of problems and advise of opportunities to publicize the ACS.
- *Partnerships with American Indian and Alaska Native Areas.* American Indian and Alaska Native areas will be an important part of a fully implemented ACS. The Census Bureau hopes to seek input from tribal officials, and representatives of national and regional organizations that reflect their interests, to develop an outreach program and procedures and operations that are appropriate for ACS data collection. As the ACS will collect data used in a wide range of programs affecting American Indians and Alaska Natives, it is important to ensure that ACS operations produce high response rates for these populations.
- *Partnerships with community groups.* Community groups know their constituents better than the Census Bureau. These groups can provide an early alert about the best ways to communicate with their constituents to ensure they are included.



- *Partnerships with our advisory groups and expert panels.* Advisory groups and expert panels can help the Census Bureau strive for continual improvement as the ACS matures. They can help keep ACS planners attuned to changing needs and data collection methods.
- *Partnerships with the Congress and our oversight entities.* The Congress and oversight entities can help the Census Bureau ensure that it is being responsive to the public, to our federal data program managers and data users, and to our oversight groups.

The details of the partnership program, however, have not yet been worked out and are highly dependent on funding levels. The Census Bureau has not had a census-like partnership program for any of its other household surveys and a ACS partnership program would not be similar in scope to the partnership effort in the decennial census. In future years, the Census Bureau will continue to assess its ACS partnership needs and design a program for full implementation that is consistent with needs and funding levels.

## Conclusion

The American Community Survey is intended as a new approach to collecting reliable, timely information needed for critical government functions. The ACS is designed to replace the decennial census long form and will collect the detailed demographic, socioeconomic, and housing statistics traditionally collected on the long form. Full implementation of the ACS should facilitate improvement of the 2010 Census by allowing the decennial census to focus on counting the population.

## Appendices

1. Glossary of ACS Abbreviations and Acronyms
2. ACS Bibliography

## Glossary of ACS Abbreviations and Acronyms

ACF	(Address Control File) The residential address list used to label questionnaires, control mail response check-in, and determine the nonresponse followup workload.
ACS	(American Community Survey) The survey designed to replace the decennial census long form.
AFF	(American FactFinder) A generalized electronic system for access and dissemination of Census Bureau data. The system is available through the Internet and offers prepackaged data products and the ability to build custom products. The system serves as the vehicle for accessing and disseminating data from Census 2000 and the ACS. The AFF was formerly known as the Data Access and Dissemination System (DADS).
ALMI	(Automated Listing and Mapping Instrument) Software on the laptop computers used by Field Representatives. ALMI is used to conduct address listing assignments. It helps locate cases, provides access to electronic maps and allows browsing of a static version of the MAF.
ART	(Automated Review Tool) ART is a web-based computer application designed to help subject matter analysts compare ACS results with results from prior years to look for statistical trends. ART is currently under development.
C2SS	(Census 2000 Supplementary Survey) The C2SS was conducted as part of Census 2000 in 1,239 counties (including the test sites) using the ACS survey design, methods, and questionnaire. The C2SS's primary purpose was to demonstrate the operational feasibility of collecting long form data at the same time as, but separate from, a decennial census operation.
CAPI	(Computer Assisted Personal Interviewing) A method of data collection using a laptop computer in which the questions to be asked are displayed on the computer screen and responses are entered directly into the computer.

CATI	(Computer Assisted Telephone Interviewing) A method of data collection using telephone interviews in which the questions to be asked are displayed on a computer screen and responses are entered directly into the computer.
CAUS	(Community Address Updating System) A program designed to address MAF quality concerns relating to areas with high concentrations of non city-style addresses, and to provide a rural counterpart to the update of city-style addresses the MAF will receive from the DSF throughout the decade. In the course of their regular visits, Field Representatives will verify and locate new addresses and will target areas where growth is not shown in MAF/TIGER. The Field Representatives will list addresses, and update streets and street names using a laptop computer and the ALMI software.
CV	(Coefficient of Variation) A measure of relative sampling error. The ratio of the standard error (square root of the variance) to the value being estimated, usually expressed in terms of a percentage. Generally, the lower the CV, the higher the reliability of the estimate relative to its size.
DSF	(Delivery Sequence File) A computerized file containing all delivery point addresses serviced by the U.S. Postal Service. The U.S. Postal Service updates the DSF continuously as its letter carriers identify addresses for new delivery points or changes in the status of existing addresses.
GQ	(Group Quarters) A place where people live that is not a housing unit. The Census Bureau classifies all people not living in housing units as living in group quarters. There are two types of group quarters: institutional (for example, correctional facilities, nursing homes, and mental hospitals) and noninstitutional (for example, college dormitories, ships, hotels, motels, group homes, and shelters).
MAF	(Master Address File) A computer file of addresses. The MAF was originally created prior to Census 2000 as the Census Bureau's first permanently-maintained housing unit address list.
MCD	(Minor Civil Division) A primary government and/or administrative subdivision of a county, such as a township, precinct, or magisterial district.

NPC	(National Processing Center) The Census Bureau's permanent data processing facility in Jeffersonville, Indiana.
NRFU	(Nonresponse Followup) The operation in which field representatives visit or telephone addresses from which no questionnaire was returned by mail.
PUMA	(Public Use Microdata Area) Areas of 100,000 or more people that were defined for Census 2000 for the Public Use Microdata Files (PUMS). Representatives of the Governor for each state (usually the State Data Center) defined the PUMAs in consultation with the Census Bureau.
PUMS	(Public Use Microdata Sample) Computerized files containing a small sample of individual long form census records showing the population and housing characteristics of the people included on those forms. PUMS files undergo a rigorous disclosure avoidance process prior to public release to ensure that individual household information cannot be ascertained.
SS01 SS02	(2001 and 2002 Supplementary Surveys) Nationwide tests of ACS methods begun in 2000 with the C2SS and continuing in 2001 and 2002. Although the Supplementary Surveys used ACS methods, the sample design did not reflect the ACS sample design for full implementation because the Supplementary Surveys were designed to provide characteristic data for states and large entities of 250,000 or more, not to provide information on small areas.
TIGER	(Topologically Integrated Geographic Encoding and Referencing) A computer database that contains a digital representation of all census-required map features (streets, roads, rivers, railroads, lakes, and so forth), the related attributes for each, and the geographic identification codes for all entities used by the Census Bureau to tabulate data for the United States, Puerto Rico, and Island areas. The TIGER® database records the interrelationships among these features, attributes, and geographic codes and provides for a resource for the production of maps, entity headers for tabulations, and automated assignment of addresses to a geographic location in a process known as "geocoding."

- TQA (Telephone Questionnaire Assistance) The operation in which trained interviewers answer general questions about the ACS, including questions about content. If the respondent indicates a desire to answer by telephone, the interviewer conducts the interview. TQA is conducted out of the NPC.
- UAA (Undeliverable As Addressed) Any questionnaire that is returned to the Census Bureau without being opened is considered UAA. UAAs are annotated with the date received, and placed in a labeled tray for subsequent check-in and appropriate followup.

## ACS Bibliography

Albright, K., "Effect of Housing Unit Controls on Survey Estimates". Presented at the Joint Statistical Meetings, August 2002.

Alexander, C. H. "A Discussion of the Quality of Estimates From the American Community Survey For Small Population Groups". Draft presented at the Census Advisory Committee Meetings, September 2002.

Alexander, C.H. "Still Rolling: Leslie Kish's 'Rolling Samples' and the American Community Survey." Invited paper session at Statistics Canada's Symposium 2001. To appear in proceedings and be submitted to Survey Methodology.

Alexander, C.H. "Integrating the American Community Survey and the Intercensal Demographic Estimates Program". Proceedings of the American Statistical Association Survey Research Methods Section, pp. 295-300 (2000).

Alexander, C.H. "A Rolling Sample Survey for Yearly and Decennial Uses." Presented at a contributed session on combining populations, organized by Leslie Kish at the meetings of the International Statistical Institute, in Helsinki, Finland (1999).

Alexander, C.H. "Recent Developments in the American Community Survey". Invited Session in Proceedings of the American Statistical Association Survey Research Methods Section, pp. 92-100 (1998).

Alexander, C.H. "The American Community Survey: Design Issues and Initial Test Results." Invited paper presented at Statistics Canada Symposium 1997. Proceedings of Symposium, '97: New Directions in Surveys and Censuses", pp. 187-192 (1997)

Alexander, C.H. "Impact of Multi-year Averaging of Data from the American Community Survey." Proceedings of the American Statistical Association Survey Research Methods Section, pp. 644-649 (1996).

Alexander, C.H. "Continuous Measurement and the Statistical System." Presented at the 1995 Annual Labor Market Conference in Nashville, Tennessee (1995).

Alexander, D.H. and Wetrogan, S.I. "Small Area Estimation with Continuous

Measurement. What We Have and What We Want." Proceedings of the 1994 Census Bureau Annual Research Conference, pp. 359–380 (1994).

Alexander, C.H. "Prototype Continuous Measurement System for the U.S. Census of Population and Housing." Presented at the 1994 Annual Meetings of the Population Association of America in Miami, Florida (1994).

Alexander, C.H. "A Continuous Measurement Alternative for the U.S. Census." Proceedings of the American Statistical Association Survey Research Methods Section, pp. 486–491 (1993).

Bennett, C. and D. Griffin. "Race and Hispanic Origin Data: A Comparison of Results from the Census 2000 Supplementary Survey and Census 2000". Presented at the Joint Statistical Meetings, August 2002.

Chand, N. and Alexander, C.H. "Multi-year Averages from a Rolling Sample Survey." Proceedings of the American Statistical Association Survey Research Methods Section, pp. 301–306 (2000).

Chand, N. and Alexander, C.H. "Small Area Estimation with Administrative Records and Continuous Measurement." Proceedings of the American Statistical Association Survey Research Methods Section, pp. 870–875 (1996).

Chand, N. and Alexander, C.H. "Indirect Estimation of Rates and Proportions for Small Areas with Continuous Measurement." Proceedings of the American Statistical Association Survey Research Methods Section, pp. 549–554 (1995).

Griffin, D. "Measuring Survey Nonresponse by Race and Ethnicity." Presented at the American Association for Public Opinion Research Conference, May 2002 and at the Joint Statistical Meetings, August 2002.

Griffin, D. and D. Raglin, "How are Linguistically Isolated Households Interviewed in the American Community Survey?" Presented at the Race and Ethnic Advisory Committee Meetings, April 2002.

Leslie, T., D. Raglin, and L. Schwede. "Understanding the Effects of Interviewer Behavior on the Collection of Race Data." Presented at the American Association for Public Opinion Research Conference, May 2002.

Leslie, T, Starsinic, M., and Tersine, A., "Evaluating the Feasibility of Conducting Mailout and Mailback Operations in Puerto Rico in 2003." April 2002.

Love, S., Dalzell, D. and Alexander, C.H. "Constructing a Major Study:



Operational Plans and Issues for Continuous Measurement." Proceedings of the American Statistical Association Survey Research Methods Section, pp. 584-589 (1995).

Malec, D., "Unit Level Models for Small Area Estimation: Application to Census Adjustment of Small Areas and Small Area Estimation for the ACS." Presented at the 2001 Fall Meetings of the Professional Associations Advisory Committee.

ORC Macro, "The American Community Survey: Challenges and Opportunities for HUD." Prepared under contract for the Department of Housing and Urban Development, September 2002.

Raglin, D. and T. Leslie. "How Consistent is Race Reporting Between the Census and the Census 2000 Supplementary Survey?" Presented at the Joint Statistical Meetings, August 2002.

Salvo, J. and Lobo, A., "The American Community Survey: Quality of Responses by Mode of Data Collection in the Bronx Test Site." Presented at the Joint Statistical Meetings, August 2002.

Schwede, L., Leslie, T., and Griffin, D., "Interviewer's Reported Behaviors in Collecting Race and Hispanic Origin Data." Presented at the Joint Statistical Meetings, August 2002.

Starsinic, M., and Albright, K., "Coverage and Completeness in the Census 2000 Supplementary Survey." Presented at the Joint Statistical Meetings, August 2002.

Tersine, A., and Asiala, M., "Alternative Oversampling Options For Low Mail Response Areas In The American Community Survey." Presented at the Joint Statistical Meetings, August 2002.

U. S. Bureau of the Census, "Meeting 21<sup>st</sup> Century Demographic Data Needs – Implementing the American Community Survey: Demonstrating Operational Feasibility." July 2001.

U. S. Bureau of the Census. "Meeting 21<sup>st</sup> Century Demographic Data Needs – Implementing the American Community Survey: Demonstrating Survey Quality." May 2002.

STATEMENT OF AURENE MARTIN  
ACTING ASSISTANT SECRETARY INDIAN AFFAIRS  
ACCOMPANIED BY DONNA ERWIN  
ACTING SPECIAL TRUSTEE FOR AMERICAN INDIANS  
BEFORE THE SENATE COMMITTEE ON INDIAN AFFAIRS ON  
THE 2004 PRESIDENT'S BUDGET REQUEST FOR INDIAN PROGRAMS

March 5, 2003

It is a pleasure to be here today before the Committee on Indian Affairs to discuss with you the fiscal year 2004 budget for Indian programs in the Department of the Interior. I appreciate the opportunity to highlight a number of important initiatives and to answer any questions that you might have.

In total, the 2004 budget request for the Department of the Interior is \$10.7 billion, the largest presidential request in the Department's history. This budget proposal is about 25 percent higher than the 2000 appropriations level of \$8.6 billion, and represents an increase of \$340.0 million, or 3.3 percent, over the 2003 enacted appropriations. Over one half of this increase is dedicated to the Indian trust budget.

President Bush has proposed a \$2.31 billion budget for the Bureau of Indian Affairs (BIA) for Fiscal Year 2004, an increase of \$48.6 million over the FY2003 enacted level, to improve the Interior Department's management of individual Indian and tribal trust assets, to operate new tribally-operated detention centers and to develop tribal economies. The request also maintains the President's commitment to eliminate the school maintenance backlog and provide tribes with greater opportunities to directly operate BIA schools. Payments for Indian water and land claims settlements also continue.

The President's FY 2004 request for the Office of the Special Trustee for American Indians (OST) is \$274.6 million, an increase of \$134.3 million, or 96 percent, above the FY 2003 enacted level. The \$134.3 million increase will support many of the reforms discussed in this statement. The request includes \$20.4 million, an increase of \$6.8 million, to accelerate efforts in trust records administration, management, storage and accessibility, and to meet document production and related litigation costs. The request also includes a total of \$18.9 million to continue operation of, and provide improvements to, the Trust Funds Accounting System.

This substantial increase in funding for Indian trust reform and related programs includes funding to --

- Implement the Department's Historical Accounting Plan.
- Reorganize the Department's trust operations to provide better trust management.

- Expand the Indian land consolidation pilot program to reduce future fractionation in land ownership.

#### **Overview – BIA**

The BIA mission is to fulfill its trust and other statutory responsibilities and promote self-determination on behalf of tribal governments, American Indians, and Alaska Natives. The BIA provides services directly or through contracts, grants, or compacts to approximately 1.5 million American Indians and Alaska Natives who are members of 562 federally recognized Indian Tribes in the 48 contiguous States and Alaska.

While BIA's role has changed significantly in the last three decades in response to a greater emphasis on Indian self-determination, Tribes still look to BIA for a broad spectrum of services. The programs are funded and operated in a highly decentralized manner, with about 90 percent of all appropriations expended at the local level, and about 50 percent of appropriations provided directly to Tribes and tribal organizations through grants, contracts, and compacts.

The scope of BIA's programs is extensive and covers virtually the entire range of State and local government services. The programs administered by either Tribes or BIA include: an education system for almost 48,000 elementary and secondary students; 25 tribally controlled community colleges; social service programs; management of natural resources on 56 million acres of trust land; economic development programs in some of the most isolated and economically depressed areas of the United States; law enforcement; administration of tribal courts; implementation of legislated land and water claim settlements; replacement and repair of schools; repair and maintenance of roads and bridges; and repair of structural deficiencies on high hazard dams.

#### **Overview – OST**

The Office of the Special Trustee is responsible for the oversight and coordination of the Department's trust asset reform and daily efforts to ensure the establishment of policies, procedures, systems and practices that allow the Department to effectively discharge its trust responsibilities. OST has operational responsibility for financial trust fund management, including the investment, receipt and disbursement of Indian trust funds. Additional trust functions are carried out by other Bureaus and Offices within the Department.

#### **Trust Reform**

Over one-half of the Department's overall \$340 million budget increase for 2004 is intended to fund trust initiatives. This is the largest increase ever proposed in the Department of the Interior's FY 2004 budget. The 2004 budget for Indian trust programs includes \$554 million for trust operations and reform and reflects new management concepts. While the overall budget request is approximately 3.3% over our FY 2003 request, our FY 2004 Indian trust budget request is 50% higher than what was enacted for FY 2003.

Fulfilling our Trust responsibilities remains one of the Department's greatest challenges. The Department has responsibility for the management of approximately 100,000 leases for individual Indians and Tribes on a land trust that encompasses approximately 56 million acres. Revenue from leasing, use permits, sale revenues, and interest, totaling approximately \$226 million per year, is collected for approximately 230,000 individual Indian money accounts, and about \$530 million per year is collected for approximately 1,400 tribal accounts. In addition, the trust manages approximately \$2.8 billion in tribal funds and \$400 million in individual Indian funds.

#### **The Past – Performing an Historical Accounting**

In July 2001, the Secretary created the Office of Historical Trust Accounting (OHTA) within the Office of the Secretary. The mission of OHTA is to coordinate all activities relating to historical accounting – an obligation imposed by the 1994 Trust Reform Act and confirmed by the court opinions in the *Cobell v. Norton* case. On January 6, 2003, the Department presented a plan entitled "The Historical Accounting Plan for Individual Money Accounts" (The Plan) to the District Court in *Cobell v. Norton* for the historical accounting for about 260,000 IIM accounts.

**The FY 2004 Budget** The work described in the January 6, 2003 Plan is expected to take five years to complete and is preliminarily estimated to cost approximately \$335 million. The budget includes an historic \$130.0 million for these historical accounting activities. A portion of these funds will also be used to provide for historical accounting activities related to tribal accounts.

#### **The Present – Reorganizing to Provide Better Trust Management**

**Reorganization of the Office of the Special Trustee for American Indians** Under Interior's reorganization, the Office of the Special Trustee has been given additional operating authority, including line authority over regional trust administrators and trust officers. These are new positions within Interior and, to the extent possible, are intended to be filled by skilled trust administrators or staff trained for these responsibilities. A field staff of four to six trust administrators will be centrally located in Indian country and will oversee a staff of trust officers and trust account managers in field locations. The trust officers will be co-located with BIA agencies where space is available or located in near proximity to the agencies, and will work closely with the agency person in charge of resource management (superintendent). The trust officers will be the first line of contact for tribal and individual beneficiaries for issues related to their ownership and use of trust assets.

**Reorganization of the Bureau of Indian Affairs** Under Interior's reorganization, the BIA retains all natural resource trust asset management. The management of the trust functions at the BIA regional and agency levels has been separated by creating the position of Deputy Regional Director for trust operations and a Deputy Regional Director for all other BIA services except those that report directly to the Assistant Secretary –

Indian Affairs. These Deputies report to the Regional Director who, in turn, reports to the Director of BIA. A similar structure follows at the agency level.

A position of Principal Deputy Assistant Secretary for Indian Affairs has been established which along with the Assistant Secretary has line authority over the existing Deputy Assistant Secretary for Management, the existing Director of the Office of Indian Education Programs, the existing Deputy Commissioner of Indian Affairs, a new Deputy Assistant Secretary for Economic Development Policy and a new Deputy Assistant Secretary for Information Resources Management. This structure elevates economic development and information resources to the Assistant Secretary level, allowing for greater oversight and overarching management in these areas.

**Consultation** As this Committee is aware and on which we have testified previously, in December 2001, the Department committed to a consultation process on the issue of trust reform and organizational reform that was, to our knowledge, the most extensive consultation effort ever undertaken. The first meeting was in Albuquerque, New Mexico, on December 13, 2001. Eight additional meetings were held in different locations. During these meetings, a number of commenters requested a different format for consultation on this issue.

The Tribes asked the Department to participate in a Task Force where the Tribes and senior Departmental officers could sit down together and discuss the generic organizational issues inherent in trust reform collaboratively. Shortly thereafter, the Joint Tribal Leader/ Department of the Interior Task Force on Trust Reform (Task Force) was created.

The purpose of the Task Force, as defined in the protocol agreement, was to:

“develop and evaluate organizational options to improve the integrity, efficiency, and effectiveness of the Departmental Indian Trust Operations consistent with Indian treaty rights, Indian trust law, and the government-to-government relationship.”

The Task Force held ten joint multi-day meetings throughout the country. Meetings were held in Shepherdstown, WV, Phoenix, AZ, San Diego, CA, Minneapolis, MN, and Bismarck, ND, Portland OR, Anchorage, AK, Billings, MT, and Alexandria, VA.

During the course of the Task Force effort, we explored almost every organizational issue related to Interior's trust management organization. The August 27, 2002 meeting of the Task Force was primarily focused on details of a proposed organization. During those meetings, Interior representatives over and over again pointed out that any structure adopted by Interior would not only need to consider the needs of Tribes, but also those of individual Indian beneficiaries as well.

Unfortunately, the Task Force did not result in a consensus on how trust reform should be accomplished. The impasse reached by the Task Force surrounded issues related to trust

standards and private rights of action, not organizational structures. The Task Force reached agreement on the creation of an Under Secretary for Indian Trust but the Tribal leaders would not agree with going forward on that proposal without the trust standards and rights of actions provisions which the Administration could not support. Despite this, Deputy Secretary Griles testified in July before the Senate Indian Affairs Committee that the Department would support the creation of such a position by the Congress. Congress did not act on this recommendation, and the Department lacks the authority to create such a position administratively.

On September 17, 2002, the Court in the *Cobell* case ordered the Department to present to the Court by January 6, 2003, a plan for bringing itself into compliance with the fiduciary obligations it owes to the IIM trust beneficiaries." The first element discussed in the Fiduciary Obligations Compliance Plan is reorganization. The plan describes the reorganization as follows:

"The reorganization within the BIA and OST places a particular focus on each organization's fiduciary duties to Indian individual and tribal beneficiaries. For instance, land and natural resource management is located in the BIA because it has demonstrated expertise in this area of the trust. The OST has been given the direction to expand its operational role in addition to its statutory oversight duties. As a result, OST will develop a regional and agency presence to ensure that trust standards are followed in the management of these assets and will retain the responsibility for financial asset management. By further developing and taking advantage of the strengths of each organization, Interior will have a more cost effective, efficient and successful trust management system. Simply put, this reorganization dedicates more trained personnel to provide consolidated trust services, increases the emphasis on tribal contracting and provides direct trust accountability."

**Views Heard During Consultation** The consultation process began with the Department's proposal to create a new Assistant Secretary for Indian Trust Asset Management. As a result of a lengthy consultation process, the reorganization we are now implementing differs significantly from the Department's original proposal. Executive Order 13175 applies to government-to-government consultation with Indian tribes on matters affecting tribes. Because this matter also has an impact on individual Indian beneficiaries, the Department heard comments from them as well.

Indian country does not speak with one voice with respect to reorganization. This is certainly not surprising given the breadth of diverse interests and needs. The Task Force repeatedly stated throughout the consultation that the status quo was not an option for trust reform. Some tribes expressed strong feelings about keeping all trust functions within the Bureau of Indian Affairs. Others acknowledged a need for stronger oversight of BIA trust decisions. Some individual allottees advocated for completely removing trust functions related to their accounts from the BIA.

In short, Interior, as trustee, had to consider the vast amount of information discerned from consultation with tribes and comments from others and decide the best course to

take. Consultation need not result in consensus, and, given the divergent views and needs of tribes, often does not. In this case, Interior consulted in depth for over ten months, and then put forth a new and revised reorganization plan.

**Reprogramming Request** To include reorganization in the January 6, 2003 plan, we needed not only a proposed reorganization, but all the approvals needed to accomplish the reorganization by the time we filed the plan with the Court. Therefore the Department sought approval from the Appropriations Committees to reorganize and reprogram funds. The practice with respect to reprogramming is to make a request of the Appropriations Committees, and allow those Committees 30 days in which to express disapproval before reprogramming the funds. This meant we had to make our request by December 6, 2002, to have an answer by January 6. Our request letter was sent on December 4, 2002. Interior received an approval of the request from the House Appropriations Committee, and a concurrence from the Senate Appropriations Committee.

**The FY 2004 Budget** The 2004 budget provides an increase of \$15.0 million to support the new organization, which together with base funding available in BIA and OST will provide resources needed for the new organization. The Department's trust reorganization plan is closely aligned with, and is a product of, the insight gained from the intensive consultation process. Primarily, because the organizational approach is limited to operating within the current statutory structure, it does differ from the organizational approach developed by the Tribal Task Force.

#### **The Future – Reducing Land Fractionation**

**History** One of the most difficult aspects of trust management is the management of the individual Indian money accounts. In 1887, Congress passed the General Allotment Act, which basically allocated tribal lands to individual members of tribes in 80 and 160-acre parcels. The expectation was that these allotments would be held in trust for their Indian owners for no more than 25 years. Congress extended the 25-year trust period, but finally, by the 1930s, it was widely accepted that the General Allotment Act had failed. In 1934, Congress, through the first Indian Reorganization Act, stopped the further allotment of tribal lands.

Over time, the system of allotments established by the General Allotment Act has resulted in the fractionation of ownership of Indian land. As original allottees died, their heirs received an equal, undivided interest in the allottees' lands. In successive generations, smaller undivided interests descended to the next generation.

**Status of Land Fractionation** Today, there are approximately four million owner interests in the 10 million acres of individually owned trust lands, a situation the magnitude of which makes management of trust assets extremely difficult and costly. Fractionated interests in individual Indian allotted land continue to expand exponentially with each new generation. These four million interests could expand to 10 million interests by the 2030 unless an aggressive approach to fractionation is taken.

There are now single pieces of property with ownership interests that are less than 0.000002 of the whole interest. As a result of fractionation, land owners have a difficult time making any beneficial use of their land. When land is leased, BIA has the responsibility to deposit receipts from the land into the appropriate Individual Indian Money Account. This involves probating estates, finding heirs, and holding money for unknown heirs. This is all funded through the Department's budget. Often these deposits are just pennies because of the large number of interest holders in a given parcel of land.

As a result of fractionation, there are 230,000 open individual Indian money accounts, the majority of which have balances under \$100 and annual transactions of less than \$1,000. Interior maintains thousands of accounts that contain less than one dollar, and has a responsibility to provide an accounting to all account holders. Unlike most private trusts, the Federal Government bears the entire cost of administering the Indian trust. As a result, the usual incentives found in the commercial sector for reducing the number of accounts do not apply to the Indian trust.

**Purchasing Fractionated Interests** Addressing the rapidly increasing fractionation on Indian land is critical to improving management of trust assets. Purchase of fractional interests increases the likelihood of more productive economic use of the land, reduces recordkeeping and large numbers of small dollar financial transactions, and decreases the number of interests subject to probate. The BIA has conducted a pilot fractionated interest purchase program in the Midwest Region since 1999. Through FY 2002, the program has acquired 47,188 ownership interests in over 25,000 acres.

Using the Office of Management and Budget's Program Assessment Rating Tool (PART), we have learned that:

- There is a high level of interest and voluntary participation by willing sellers.
- Large numbers of owners are willing to sell fractionated ownership interests.
- Each IIM account closed will save about \$143 annually in administrative costs.
- Significant probate costs will be avoided by buying more interests.

Interior believes that a national purchase program can be administered in a very cost-effective manner to target acquisitions that reduce future costs in trust management functions, such as managing land title records, administering land leases, distributing lease payments to IIM accounts, and processing probate actions.

**The FY 2004 Budget** The 2004 budget proposes \$21.0 million for Indian land consolidation, an increase of \$13.0 million for a nationally coordinated and targeted purchase program. Where appropriate and to the extent feasible, the Department plans to enter into agreements with Tribes or tribal or private entities to carry out aspects of the



land acquisition program. The 2003 budget, together with carry-over, will provide approximately \$20 million for BIA to put in place the necessary infrastructure and contractual arrangements to support a major expansion of the program in 2004.

#### **Other Trust Reform Efforts**

**Re-engineering** During FY 2002 and 2003, the Department has undertaken a meticulous process to develop an accurate, current state model to document business processes. This documentation of "As-Is" business processes will give Interior a comprehensive understanding of current trust business operations; an opportunity to identify needs and places for improvement; and an understanding of variances of practice among geographic regions and their causes.

After completing the "As-Is" phase review, detailed recommendations will be developed for reengineering business processes, where appropriate. This initial "To-Be" business process phase will take into consideration the lessons learned from the "As-Is" process. After examining existing business processes, Interior will compare these processes to the initial "To-Be" model processes to determine what needs to be changed. In particular, where existing business processes vary from region to region, efforts will be made to standardize processes. In addition, the "As-Is" and "To-Be" model processes will be compared to standard industry practices. Finally, the Department plans to integrate the final "To-Be" model processes with universal support and operational functions, and document these re-engineered business processes with appropriate policies, procedures, guidelines, and handbooks.

**Information Technology** The proposed \$183.8 million increase for trust management reforms includes funding to help rebuild Bureau of Indian Affairs information technology infrastructure to support trust and non-trust programs. Significant new investments are needed that require adequate IT funding. The 2004 budget includes increases of \$29.5 million for a ground-up rebuilding of the BIA IT infrastructure to support trust, as well as non-trust programs, and \$2.5 million for Interior-wide IT security. The proposed rebuilding will fit within an enterprise architecture and includes full business cases for proposed investments.

**Recordkeeping** The 2004 budget also proposes an increase of \$4.5 million to accelerate a new strategy to administer, manage, search, retrieve, and store trust records. Reform efforts to date have improved records collection and security. However, recent Interior reviews have resulted in a reassessment of the resource requirements needed to establish proper records retention schedules, establish and implement record keeping requirements, safeguard records, implement and maintain training programs, and meet records-retrieval needs in an effective and cost-efficient way.

#### **Indian Education**

No task is more important to the American community than educating its children. The BIA and the Department of Defense are the only two agencies in the Federal government

that manage school systems. Almost 48,000 students in 23 States attend the 185 elementary and secondary schools that form the BIA school system. The BIA directly operates one-third of these schools, while the other two-thirds are operated under contracts or grants to Tribes or other tribal organizations. The BIA is committed to the President's promise to improve education in America and "Leave No Child Behind."

One of BIA's strategic goals is to provide quality educational opportunities from early childhood through adulthood, instilling a desire for life-long learning to keep pace with an ever-changing world. The 2004 school operations request is \$528.5 million. This funding will help to ensure that Indian schools maintain accreditation.

In January 2002, the President signed into law the "No Child Left Behind Act of 2001," a landmark education bill that will help strengthen BIA-funded schools through several components, such as a provision that extends funding eligibility for Department of Education reading programs to the BIA school system. Flexibility and local control of schools are among the pillars of the President's education reform plan. The budget encourages Tribes to assume management of their schools by providing \$3.0 million for initial, start-up administrative costs, and overhead and operations costs at tribally operated schools. A separate fund will be established to enable additional schools to be converted to grant status without compromising funding for current tribally operated schools.

During the 2000 presidential campaign, President Bush promised to provide safe and structurally sound schools for Indian students at BIA-funded schools. The BIA's request for education construction continues the President's commitment to eliminate the repair and maintenance backlog by 2006. The September 5, 2001 deferred maintenance backlog, estimated at \$634 million in 2001, has been reduced to an estimated \$507 million as of December 2002. Funding in 2004 is maintained at the 2003 level, \$292.6 million, which will substantially reduce the school repair and maintenance backlog. The budget includes a request to invest \$141.4 million to replace buildings at a minimum of seven schools determined to be the highest priority based on the 2001 and 2002 priority-ranking lists for education facilities construction and includes \$10.0 million for planning and design for future projects.

As a result of the PART review, the 2004 budget reflects a policy change to discontinue providing cost estimates for individual replacement schools until the planning and design documents for the schools have been developed to the point where adequate information is available to make a reasonably accurate cost estimate. This generally occurs in the year that construction funds are available for construction.

The education facilities improvement and repair program is funded at \$148.2 million. The 2004 request will fund deferred and annual maintenance needs, and major and minor repair projects to address critical health and safety concerns, noncompliance with code standards, and program deficiencies at existing education facilities.

Finally, the budget request for Indian education continues the President's commitment with a robust \$528.5 million school operations budget request, including funding for teacher pay increases above the 2003 request.

#### **Land and Natural Resource Assets**

The 56 million acres of trust lands and natural resources they contain provide the foundation of Interior's trust management responsibilities. The 2004 request includes an increase of \$7.6 million to improve the management of trust land and natural resource assets.

The BIA oversees the exploration and development of 1.8 million acres of actively leased oil, gas, and coal. It is estimated that approximately 15 million acres of undeveloped energy and mineral resources may exist on individual Indian and tribal lands. The 2004 request includes a \$2.0 million increase for grants to Tribes to evaluate mineral resource potential through the acquisition of exploratory data and subsequent geo-scientific interpretation. The request also includes a \$1.0 million increase to facilitate BIA compliance with Section 404 of the Energy Policy Act.

The 2004 request includes a \$2.5 million increase for forest management functions that generate trust revenue through timber harvest. An increase of \$1.5 million promotes production and facilitates sales of forestry products and \$1.0 million doubles the number of integrated resource management plan grants. At the 2004 request level, the 17 million acres of Indian forests are expected to produce 570 million board feet of timber, 10 million board feet higher than the 2003 level. The increase of \$1.0 million is included to provide 12 additional grants to Tribes for integrated resource management plans for a total of 82 plans.

The remaining \$2.1 million requested for land and natural resource assets will provide BIA with additional resources to improve its ability to meet environmental, cultural resources, and endangered species requirements on Indian lands. The requested increase will allow BIA to manage its environmental responsibilities through streamlined and properly funded NEPA compliance activities and to increase by 10 percent, the percentage of land surveyed for endangered species.

#### **Economic Development**

Working closely with federally recognized Tribes, the Department promotes economic development and an improved quality of life for 1.4 million American Indians in communities across the country. To support the goal of advancing quality communities for Tribes, the 2004 budget proposal includes \$1.2 billion, increasing focus on continuing the President's commitment to Indian education and promoting economic development in Indian Country.

Unemployment is still one of the greatest challenges facing Indian Country. The 2004 budget includes an increase of \$1 million to leverage \$20 million in additional guaranteed

and insured loans. The BIA loan guarantee program enables Indian economic enterprises on or near Indian reservations that otherwise would not be able to get a loan to secure loans from private lenders. This increase supports Indian economic development and BIA's performance goal to reduce unemployment on Indian reservations. The guaranteed and insured loan program is a cost-effective way to stimulate economic development in Indian Country. The annual default rate on these loans has been less than one percent since 1997, and over 90 percent of the businesses funded through this program have been successful.

#### Resolving Land and Water Claims

The 2004 Interior budget includes \$51.4 million for payment of authorized Indian land and water claim settlements in Oklahoma, Colorado, Nevada, New Mexico, and Utah. These settlements resolve longstanding claims to water and lands by Indian Tribes and impact ongoing projects in the Bureau of Reclamation as well as BIA. They are the result of negotiations between the Tribes, Federal government, and other interested parties. While the specific provisions of each settlement differ, most contain multi-year funding commitments necessary to implement the agreements.

The 2004 request for settlements reflects a decrease of \$6.6 million from the 2003 funding level because the Federal commitment was completed in 2003 for the Rocky Boy's and Shivwits Band settlements. The BIA budget request includes \$10.0 million for one new settlement for Cherokee, Choctaw, and Chickasaw Nations land claims which this Committee passed during the 107<sup>th</sup> Congress. The total settlement of \$40.0 million for the Cherokee, Choctaw, and Chickasaw settlement will be paid over four annual installments. The budget includes \$9.9 million for the Santo Domingo settlement, a \$6.7 million increase for the final payments needed to implement the settlement legislation.

The budget also provides \$22.5 million for the Ute Indian rights settlement and \$8.0 million for the Colorado Ute/Animas La Plata settlement. In addition to this settlement funding, the Colorado Ute Settlement Act amendments of 2000 provide for implementation and completion of the development of the Animas La Plata project located in southwestern Colorado and northwestern New Mexico. The Bureau of Reclamation budget proposal includes \$58.0 million for the second year of funding for the project, pursuant to the Act. As its most stalwart proponent, the Chairman knows the Animas La Plata project will fulfill the Federal government's trust responsibility to address the Colorado Ute Tribe's water rights; respect existing water rights held by non-Indian water users throughout the basin; furnish the Navajo Nation with a water supply; allow for additional municipal and industrial water for non-Indian communities in the Four Corners area; and provide an increased level of certainty for water managers in the San Juan Basin.

In summary, with this budget request, the President has made clear his firm commitment to improving the lives of Indian people through trust reform, education and economic development. The BIA and the OST are prepared to meet these goals with Congress' support. I would be happy to answer any questions you might have at this time.

STATEMENT OF THE INDIAN HEALTH SERVICE  
OVERSIGHT HEARING ON THE FY 2004 PRESIDENT'S BUDGET REQUEST  
March 5, 2003

Mr. Chairman and Members of the Committee: Good morning. I am Dr. Charles W. Grim, Interim Director of the Indian Health Service (IHS). Today I am accompanied by Michel E. Lincoln, Deputy Director, Dr. Craig Vanderwagen, Acting Chief Medical Officer and Gary Hartz, Acting Director of the Office of Public Health. We are pleased to have this opportunity to testify on the President's FY 2004 budget request for the Indian Health Service.

The IHS has the responsibility for the delivery of health services to more than 1.6 million Federally-recognized American Indians and Alaska Natives (AI/ANs) through a system of IHS, tribal, and urban (I/T/U) operated facilities and programs based on treaties, judicial determinations, and Acts of Congress. In carrying out our statutory responsibility to provide health care services to Indian tribes in accordance with Federal statutes or treaties, we have taken it as our mission to raise the physical, mental, social, and spiritual health of American Indians and Alaska Natives to the highest level, in partnership with the population we serve. The agency goal is to assure that

comprehensive, culturally acceptable personal and public health services are available and accessible to the service population. The mission and goal are addressed through four agency strategic objectives, which are to 1) Build Healthy Communities; 2) Achieve Parity in Access by 2010; 3) Provide Compassionate Quality Health Care; and 4) Embrace Innovation. Secretary Thompson, too, is personally committed to achieving these objectives and has met directly with tribes and tribal organizations on issues impacting their members.

For the sixth year now, development of the health and budget priorities supporting the IHS budget request originated at the health services delivery level with input from tribal leadership. As partners with the IHS in delivering needed health care to AI/ANs, tribal and urban Indian health programs participate in formulating the budget request and annual performance plan. The combined expertise of the IHS, Tribal, and Urban Indian health program health providers, administrators, technicians, and elected officials, as well as the public health professionals at the Area and Headquarters offices, has defined health care funding needs for AI/AN people.

Improving the health of the AI/AN population overall, and

providing health care to individuals in that population, are important and challenging IHS goals. The FY 2004 President's Budget request and performance plan represent a critical investment in supporting the delivery of health care to the American Indian and Alaska Native population.

The President's budget request for the IHS is an increase of \$97 million in program level funding above the FY 2003 enacted level. The request provides funding for pay costs and staffing for newly constructed health care facilities, as well as providing program increases of \$18 million for contract health care and \$21 million for sanitation facilities projects. The program level request also includes an increase of \$50 million for the Special Diabetes Program for Indians, which has been reauthorized. In terms of budget authority, the President's budget request now represents an increase of \$40 million over the recently enacted funding level for FY 2003.

In FY 2004, the IHS will also achieve cost savings in support of the President's Management Agenda. These cost savings include \$21.3 million in administrative efficiencies and \$9.3 million through better management of Information Technology. Consistent with current law, these savings will be realized in both IHS and

Tribal and Urban Indian health program funding levels derived from the IHS appropriations. The IHS-administered programs will implement administrative reforms and rightsize Federal staff as well as ensure better management of information technology costs. It is anticipated that Tribal and Urban programs will realize efficiencies in administrative spending in a similar manner.

From a policy perspective, this budget is based on both new and longstanding Federal policy and commitment for improving health status by assuring the availability of basic health care services for members of federally recognized Indian tribes. The request supports the following three policy initiatives:

- HHS' effort to ensure the best health, and best health care services possible, without regard to race, ethnicity or other invidiously discriminatory criteria,
- Proposed Healthy People 2010 and its goal of achieving equivalent and improved health status for all Americans over the next decade,
- DHHS Strategic Plan with goals to reduce major threats to health and productivity of all Americans; improve the economic and social well-being of individuals and families, and communities in the United States; improve access to



health services and ensure the integrity of the Nation's health entitlement and safety net program; improve the quality of health care and human services; and improve public health systems.

The Indian Health Care Improvement Act and other Federal statutes make clear that the U.S. Government's obligation under Federal statutes and treaties includes providing health care services efficiently and effectively to Indians and Indian tribes.

The primary policy basis for this budget request is to deliver health care services efficiently and effectively to the AI/AN population to substantially improve the health of members of that population. Consistent effort should lead us to the day when the health statistics of the AI/AN population do not differ from those of the U.S. population as a whole. The Administration takes seriously and is fully committed to honoring its obligations to American Indians and Alaska Natives under statutes and treaties to provide effective health care services.

Another priority in the budget proposal is to maintain access to basic health services. The IHS has demonstrated the ability to

maximize and utilize available resources to provide services to improve the health status of AI/AN people. In 2002, Indian Health Service exceeded the HP 2010 target of 50% for annual diabetic hemoglobin A1C testing. In addition, FY 2001 data show a steady increase in the percentage of AI/AN diabetic patients who have achieved ideal blood sugar control. This should translate into decreased diabetic mortality rates in the future.

However, the Indian Health Care system continues to face competing priorities, escalating costs, a growing population, and an increase in patient demand for more acute and urgent care treatment. Thus, to address continuing access to essential individual and community health services, the Area IHS, Tribal, and urban Indian programs identified funding of personnel-related costs and increases associated with current services items as their first priority for budget increases for FY 2004. In an effort to maintain the current level of services, the budget request included \$19.6 million for Federal pay cost increases and \$16 million for tribal pay costs increases; and \$25.5 million to fund the staffing and operating costs of those facilities that will open in FY 2004 or have recently opened.

The ongoing replacement of outdated clinics and hospitals is an

essential component of supporting access to services and improving health status. In the long run, this assures there are functional facilities, medical equipment, and staff for the effective and efficient provision of health services. As you know, the average age of IHS facilities is 32 years. The FY 2004 budget includes \$69.947 million for health care facility construction to be used for replacement of existing health care facilities. This amount will complete construction of the health centers at Pinon, Arizona and Metlakatla, Alaska; and partially complete the health centers at Red Mesa, Arizona and Sisseton, South Dakota.

The requests that I have just described provide a continued investment in the maintenance and support of the IHS, tribal, and urban Indian public health system to provide access to high quality medical and preventive services as a means of improving health status. The following proposals are intended to strengthen health improvements among the Indian health care components.

Proposed increases of \$18 million for contract health services, and \$21 million for sanitation facilities construction were also

included in the funding request. The additional funds will be targeted to increase access to care not available in the direct service programs (e.g., purchasing 511 outpatient visits and 85,000 days of inpatient care) and to provide water, sewer, and solid waste facilities to an additional 600 new homes and 2,615 existing homes, respectively.

The health status that the I/T/Us must address is formidable, particularly in terms of death rates. AI/AN people die from a variety of conditions far more than the U.S. general population. Thus the AI/AN people continue to experience increased disparities in health status.

The IHS presents this budget request for FY 2004 as one that will maintain access to basic health services and enhance our commitment to health promotion/disease prevention. The request and associated performance plan represent a cost-effective public health approach to assure access and are validated by our documented Government Performance and Results Act achievements and most recently by our scores from the OMB Program Assessment Rating Tool assessment which are some of the highest in the Federal Government. In addition this request reflects the continued Federal commitment to support the IHS, Tribal, and

519

Urban Indian health system that serves the American Indian and Alaska Native people.

Thank you for this opportunity to discuss the FY 2004 President's budget request for the IHS. We are pleased to answer any questions that you may have.

**QUESTIONS FROM SENATE COMMITTEE ON INDIAN AFFAIRS  
FY 2004 BUDGET OVERSIGHT HEARING**

**From SENATOR CAMPBELL -**

**1) Hospitals and Clinics**

The budget request notes that emergency medical services (EMS) in rural America are struggling to survive, and that study of the EMS needs of IHS and tribal programs are now complete.

***What conclusions from that study can you share with the Committee, including ideas for new resources and partnerships?***

**Answer:**

Between 1999 and 2001, the Indian Health Service (IHS) conducted a survey of Tribal ambulance programs to which 41 of the then 77 (now 80) programs responded. The report found that the funding these programs receive from IHS is about 50% of the amount necessary to achieve parity with State staffing ratios.

**Analysis:**

- An additional 1,055 EMTs are needed to achieve parity with State ratios.
- \$33 million are needed in salary and benefits using Civil Service pay scale to achieve parity for the 41 programs. Tribal EMT salaries are significantly lower than Civil Service or compared to the Journal of EMS Annual Salary Survey (2000).
- \$51.5 million are needed to achieve EMT staffing parity for all Tribal programs with the States.

**Study Conclusions:**

- Tribal staffing ratios are significantly lower than corresponding State ratios.
- The Tribal and IHS public health infrastructure is presently not well linked to EMS, nor is the EMS infrastructure developed to the extent that the public health infrastructure is.
- The study demonstrated the need for increased funds for establishing EMS infrastructure
  - personnel
  - ambulances (28 additional ambulances needed immediately)
  - training
  - equipment and leadership needs
  - gathering data
  - performing ongoing program and systems assessments
- Less than half of the programs surveyed routinely bill third parties for services, collecting a total of \$5.6 million. All tribal ambulance programs should bill third parties for reimbursement.

**New Resources and Partnerships:**

The current activities listed below could be enhanced and strengthened:

- IHS provides GSA \$1 Million in an interagency agreement that subsidizes GSA ambulances rented by the Tribes.
- IHS and DOD collaborate via Project TRANSAM to provide a few ambulances and hospital/EMS program equipment from military base closures.
- IHS provides approximately \$150,000 to Veterans Administration in an interagency agreement as one of three partners, the third being Mountain Plains Health Consortium, in which IHS staff there provides education to Tribal EMS personnel locally and nationally.
- IHS funds a cooperative agreement with National Native American EMS Association (NNAEMSA), the only national organization that specifically serves, supports and represents approximately 70 individual Native American EMS programs.
- HRSA provides IHS \$250,000 in an interagency agreement to increase access of AI/AN children and families to the resources of HRSA's EMS for Children (EMS/C) Program.
- IHS' Office of Environmental Health and Engineering (OEHE) Injury Prevention Program coordinates many injury prevention activities.

***Did your study include EMS needs related to Homeland Security concerns?*****Answer:**

IHS did the study between 1999 and 2001 prior to September 11, 2001. However, IHS is seeking ways to collaborate with other Federal agencies such as Centers for Disease Control (CDC), Federal Emergency Management Agency (FEMA), Health Resources and Services Administration (HRSA) and Department of Justice (DOJ) for training and funding made available to these agencies through the Public Health Security and Bioterrorism Response Act of 2002 (Passed 23 May 2002). Within HHS, HRSA and CDC have included guidance encouraging States to include both IHS and tribal governments in their emergency preparedness planning.

- Training of community members and Community Health Representatives (CHRs) as First Responders emphasizing nuclear/biological/chemical and weapons of mass destruction response is also needed.
- IHS is actively encouraging Tribal governments to participate in State emergency preparedness planning, but only a few Tribes have been able to capitalize on already well-established positive working relationships with State agencies.
- An interim guidance on emergency preparedness responses for Tribal governments and EMS Programs, IHS Area Offices, hospitals, Service Units and other health facilities is being developed.
- IHS recently sent to I/T/U health facilities its own survey to assess Service Unit, hospital and facility status relative to emergency preparedness activities which includes linkages with EMS.

- Outreach efforts are underway with national professional organizations such as the National Association of State EMS Directors (NASEMSD), and an EMS work group has been formed to address pressing needs in Indian Country.
- Most rural EMS services have limited capability to respond to a nuclear, chemical or biological terrorist event, or the rural migration that would ensue as a result of a catastrophic urban event. Although rural American may not be at risk as much as large metropolitan areas, significant threats exist in Indian country such as spill over of epidemic disease, or destruction of dams, water sources and power lines. In addition, sixteen Tribes have international borders that place them at risk from terrorists crossing their borders to gain access to the U.S.

## 2) Drugs Are Expensive

Pharmacy costs are rising for IHS, as with every health care provider in the U.S.

***What, if anything, is IHS doing to try to contain these costs?***

**Answer:**

IHS is taking a number of steps to control pharmacy costs. IHS and Tribal sites continue to use Federal Drug Discount Programs to purchase medications at a reduced cost. IHS and Tribes use the Federal Supply Schedule and Tribes have access to the Health Resources and Service Administration 340B program. In addition, the Department of Veterans Affairs (VA) allows IHS and Tribes to participate in their National Standardization Contracts (NSC) for medication. Between the FSS and the NSC, IHS and Tribal sites save almost 50 percent off of the Average Wholesale Price for their medications.

The IHS has also developed and is preparing to implement the IHS National Core Drug Formulary (NCF) and the National Pharmacy and Therapeutics Committee (NPTC). The NCF is a list of 50 medications in six disease classes that all IHS sites must make available to patients to improve patient outcomes. While the primary focus is on improving health outcomes, many of these medications are on the Department of Veterans Affairs National Standardization Contracts. As sites switch from their current medications to these equally effective but lower cost medications, many sites will realize a cost savings that can be used to purchase other needed medications. The NPTC will be reviewing usage practices and working with individual sites to maximize their costs savings. An example is using Simvastatin instead of Atorvastatin in the treatment of hyperlipidemia. This has the potential to save \$1.2 million in one year nationwide.

Another way to affect resources for pharmaceuticals is to generate additional collections from third part insurers. Over the last several years, IHS has implemented the Point of Sale pharmacy billing package to allow sites to bill third party insurers for medications. In FY 2003, IHS estimates this system will recover over \$10 million in pharmaceutical costs that can be used to purchase additional



medications or provide much needed services to American Indian and Alaska Native patients.

In FY 2002, IHS and Tribal sites spent over \$170 million on pharmaceuticals. Pharmacy costs increase due to a variety of factors including the cost of new drug treatments for which no treatment has previously been available, the cost of new drug treatments that are more effective than previous lower cost treatments, new drugs that need to be added to existing regimens to improve outcomes, an increase in population served by IHS and Tribes, and aging of the population. With pharmaceutical inflation doubling IHS pharmaceutical costs since FY 1997, other services have had to be reduced to continue to purchase pharmaceuticals. Without additional funding for pharmaceutical inflation, IHS will reach a point where we are no longer able to purchase needed medications. This was one of the main reasons the National Core Drug Formulary was developed. The IHS had several sites eliminate standard of care medications for the treatment of conditions such as diabetes and arthritis because the site could no longer afford these medications.

***Would you support allowing Urban Indian programs access to the cheaper drugs available for IHS clinics?***

**Answer:**

Urban programs, like Tribal Programs, currently have access to the Health Resources and Services Administration 340B Discount Drug Program, which provides at least a 24% discount on the Average Manufacturer Price of medications. Since Urban Programs are not Federal entities, they are not allowed to purchase pharmaceuticals from the Federal Supply Schedule (FSS) or to use VA National Standardization Contracts (NSC).

Medication prices overall are slightly better on the FSS than the 340B program. However, access to the NSC allows for much greater discounts, especially for Name Brand medications, which tend to be the high cost medications in the pharmaceutical budget. Tribal Programs receive the greatest drug discounts by utilizing all three programs to reduce their overall pharmaceutical costs.

### **3) Indians Getting Older**

A paradox of better health care is an increasing Elder population.

***What type of long term care planning is IHS doing to prepare for this future need?***

**Answer:**

The Indian Health Service (IHS) considers that for long term care systems and services to embody and support the culture and values of the community and meet the needs of elders, they must be planned, organized, and to the greatest degree possible, delivered by tribal and urban Indian organization programs. Our efforts are aimed at supporting tribes and urban Indian organizations in these efforts.

In April of 2002, the IHS, in partnership with the Administration on Aging (AoA) and the National Indian Council on Aging (NICOA) sponsored a Roundtable on American Indian and Alaska Native (AI/AN) Long Term Care to analyze and explore key issues in long term care for American Indian and Alaska Native Communities. This Roundtable, and the report that followed, addressed issues of financing, planning, workforce development, capacity-building, and culture in the development of long term care systems and services in Indian Country. It also, for the first time that we are aware of, addressed the question of access to long term care services by urban-living AI/AN elders. The Roundtable Report has provided a framework for IHS efforts in supporting the development of long term care in Indian Country. It has been distributed widely throughout Indian Country and copies of the Roundtable Report were provided to the Senate Committee on Indian Affairs during testimony in July 2002.

The IHS is a core member of a federal interagency workgroup on AI/AN long term care. Composed primarily of agencies within Department of Health and Human Services (DHHS) while actively engaging agencies and departments outside of DHHS, the workgroup seeks to coordinate federal activities aimed at improving access to long term care services for AI/AN Elders. Within this framework we have developed collaborative efforts with Agency for Healthcare Research and Quality (AHRQ), AoA, and Centers for Medicare and Medicaid Services (CMS).

The IHS is currently funding a study of the long term care needs of elderly and disabled American Indians and Alaska Natives living in a Northwest urban community. We are also developing state-specific guides to home and community-based long term care program funding as a tool for tribes and urban Indian organizations and we are in the early stages of a contract with the National Indian Council on Aging to provide technical assistance to tribes in long term care planning and program development. We are working with the AoA funded National Resource Center on Native American Aging; they have developed projections of long term care need for the IHS service population on a national and regional basis.

Every effort of the Indian Health Service in the arena of long term care focuses on support of tribal Governments, tribal programs, and urban Indian programs as they plan, organize, and deliver long term care services to the elders of their communities. We are aggressively pursuing partnerships within the federal government, with states, and with nongovernmental organizations in pursuit of this goal.

**4) Management Savings Cited**

The budget proposes saving \$20.9 million by consolidating administrative functions and eliminating 195 FTEs from IHS, and imposing unspecified "savings" on Tribal and Urban programs, all without substantially impacting service delivery.

***Can you inform the Committee specifically about the types of "savings" IHS can make without lowering the delivery of health services?***

**Answer:**

The President's Budget includes a savings of 195 FTEs and \$20.9 million in the budget sub-activity of Hospitals and Health Clinics. An additional \$446,000 will come from the urban Indian health program. The specific savings will come from consolidating administrative functions, organizational delayering, control and reduction of administrative travel and other economies and efficiencies in administrative operations.

**5) Urban Indian Health Programs**

2000 Census data shows that 57% of American Indians and Native Alaskans now reside in urban areas. Yet only \$29.5 million is provided to Urban Indian programs – that is only about 1.5% of the total IHS budget.

***Has the IHS performed any research into the potential impacts for the IHS budget if that percentage were doubled to 3%?*****Answer:**

The IHS has not studied the impact of doubling the percent of total IHS funds going to this program. The urban Indian health programs have participated in the IHS operated programs, tribal operated programs, urban programs (I/T/U) budget formulation process for the past 5 years. They are prepared for a funding increase that would bring them to 3% of the IHS budget. Increased funding would be used for services to address diabetes, cancer, alcohol & substance abuse, heart disease, mental health, maternal & child health, dental health, injuries, elder health, respiratory/pulmonary health, violence/abuse, infectious disease, hearing disease, eye disease, health promotion/disease prevention, tobacco cessation, information technology support, maintenance/repair and facilities & environmental health support. In addition, funding would be utilized to improve urban Indian health infrastructure, raise the level of care of the individual programs a higher level, develop centers of excellence, enhance the urban Indian health program epidemiology center, and improve information systems technology to allow programs to have a mutually compatible reporting system.

***Has the IHS performed any research, or consulted with Urban Indian programs to determine what types of services are in greatest need?*****Answer:**

The IHS has consulted with the I/T/U budget formulation teams at the Area levels for the past 5 years on the needs of the I/T/U and developed a needs based budget in the amount of \$18 billion. Services identified by representatives of the urban program include diabetes, cancer, alcohol & substance abuse, heart disease, mental health, maternal & child health, dental health, injuries, elder health, respiratory/pulmonary health, violence/abuse, infectious disease, hearing disease, eye disease, health promotion/disease prevention, and tobacco cessation.

***Has the IHS consulted with Urban Indian programs to determine if there are alternative resources that could be tapped by the urban centers?***

**Answer:**

The IHS frequently consults with the urban programs in this regard. Several of the programs in the larger metropolitan areas do tap into other resources such as State, County, or other Federal funding afforded them. For example, three of the programs currently receive HRSA 330 grant funds, and several of the programs are in the process of, or planning stages, of submitting applications. Those programs providing direct care bill Medicare, Medicaid and other third party resources. The programs have leveraged their funding in excess of the IHS annual funding. The programs are continuously seeking additional resources to expand services. Some programs are situated in much smaller urban settings where there are not a lot of resources available, while those in the larger metropolitan areas have access to many resources.

**From SENATOR MURKOWSKI -**

Potential questions for IHS Director Grim (he has been briefed on these questions):

- 1) I understand the IHS-Engineering Services has updated its budget estimate for the St. Paul Island Alaska Health Center and Staff Quarters Project, a project of great importance to the Tribe and to this region of Alaska.

***Would you please share with the Committee the updated budget estimate?***

**Answer:**

The updated estimate for the cost of this project is \$14.221 million, an increase of \$1.1 million over the previous cost estimate.

- 2) I have heard good reports of progress from the St. Paul Tribal Government to allow the project to proceed to construction this spring, and I commend the IHS staff for moving this project forward expeditiously. However, there appears to be a hold-up with transfer of the land donated for the project from the Alaska Native Corporation to the federal government. The federal government has taken 28 months on this, and still, the transfer is under review by the DOJ and HHS.

***Dr. Grim, what can you do to make this matter a top priority so that the donation can be accepted and construction can finally proceed?***

**Answer:**

On May 9, 2203, IHS notified the Aleut Community of St. Paul (St. Paul Tribe) that IHS received recording clearance of the St. Paul land and that the Tribe may proceed with on site construction.

U.S. SENATE COMMITTEE ON INDIAN AFFAIRS  
BUDGET HEARING  
MARCH 5, 2003

QUESTIONS FOR DR. CHARLES W. GRIM  
INTERIM DIRECTOR  
INDIAN HEALTH SERVICE

**From SENATOR INOUE -**

**1) Collaboration Efforts**

***Is there any collaboration with the other federal health care services (Veterans Administration or Department of Defense) to share resources? If so, please describe.***

**Answer:**

Indian Health Service (IHS) signed a Memorandum of Understanding (MOU) with the Department of Veterans Affairs (VA) on February 25, 2003 to provide optimal health care for more than 165,000 American Indian and Alaska Native veterans. While there have been localized efforts between VA health care facilities and IHS clinics in the past, this agreement will encourage additional agency-wide cooperation, affecting all Indian nations. This agreement will work to improve health care for our American Indian and Alaska Native veterans by sharing information, developing health promotion programs and allowing for joint appointments, financial reimbursements and provider certification. This MOU sets forth 5 mutual goals:

- Improve beneficiary's access to quality healthcare and services.
- Improve communication among the VA, American Indian and Alaska Native veterans and Tribal governments with assistance from the IHS.
- Encourage partnerships and sharing agreements among Veterans Health Administration (VHA) headquarters and facilities, IHS headquarters and facilities, and Tribal governments in support of American Indian and Alaska Native veterans.
- Ensure that appropriate resources are available to support programs for American Indian and Alaska Native veterans.
- Improve health-promotion and disease-prevention services to American Indian and Alaska Natives.

Other Agreements with the VA and DOD are:

- IHS and DOD work together via Project TRANSAM to provide some ambulances and hospital/Emergency Medical Service program equipment from military base closures.
- IHS provides approximately \$150,000 to VA in an interagency agreement as one of three partners (the third being Mountain Plains Health Consortium), in

which IHS staff provides education to Tribal EMS personnel locally and nationally.

- The IHS has maintained agreements with the Department of Veterans Affairs (VA) for many years in support of information technology sharing. The IHS' public health support system, the Resource and Patient Management System (RPMS) is the product of nearly 20-year collaboration between the IHS and VA.
- The IHS has also participated jointly with both the Department of Defense, VA and others in a number of efforts, most recently the Consolidated Health Informatics e-Gov Initiative, to adopt standards and common technologies to support information exchange among federal health care partners.
- IHS is collaborating with VA and DOD on a number of initiatives related to pharmaceuticals. The Department of Veterans Affairs (VA), Department of Defense (DOD), IHS and Federal Bureau of Prisons (BOP) are working together as members of the Federal Pharmacy Executive Steering Committee to decide what medications should be reviewed by VA and DOD for national contracts. These national contracts, which IHS and BOP are allowed to participate on, allow IHS and Tribes to save millions of dollars for the cost of pharmaceuticals each year.
- Additionally, IHS is exploring collaborative arrangements with DOD and VA on development and maintenance of an IHS National Core Drug Formulary (NCF). VA and DOD National Formulary Committees have meet with IHS staff and assisted us in the development of the first IHS NCF which will assist providers in improving patient outcomes and reduce pharmaceutical costs. IHS will continue to use research from VA and DOD Formulary Committees to update our NCF and clinical guidelines.
- IHS is also exploring ways to work with DOD on billing of third party insurers for pharmaceuticals. When an IHS patient has other insurance, IHS tries to bill the insurer to recover the cost of the medication. The DOD Pharmacoeconomic Center has developed a package that is being tested to DOD-wide application. IHS has been in discussion with DOD about possibly using this package, or something similar, to increase our collections for pharmaceuticals.

## 2) Administrative Efficiencies

***Please provide the Committee with examples of how cost savings are realized through administrative efficiencies.***

**Answer:**

Administrative efficiencies can be realized through controlling and reducing costs associated with administrative travel, copying and publishing, purchasing of administrative equipment, supplies, and space. Also, carefully controlling training costs (including associated travel costs) and promoting distance learning and training at the local level whenever applicable and appropriate.

### 3) Information Technology Cuts

***Generally, efficiencies and quality can be enhanced through information technology. Why is this funding being cut by \$9.3 million in the President's Budget Request for FY 2004? How will this funding cut improve the quality of health care services?***

**Answer:**

The FY 04 President's Budget request supports the President's Management Agenda and includes cost savings from consolidating administrative functions, organizational layering to speed decision making processes, competitive sourcing, implementation of effective workforce planning and human capital management strategies, and adoption of other economies and efficiencies in administrative operations.

The IT cost saving will be shared by Headquarters, Area Offices, and Service Units, including budget amounts available to tribes choosing to assume shares. Specifically, the IT savings can be realized by increasing efforts to internally consolidate IT systems and support within the IHS. For example, consolidation of ARMS servers, consolidation of e-mail servers, etc. Additional strategies may include deferring new IT purchases, shifting preventive maintenance contracts to fee for service contracts, reducing the scope of support contracts, deferring selected systems development activity, and other mechanisms to reduce costs.

### 2) Potential Additional Funding

***If the IHS had an additional \$6.1 billion to spend on clinical services, how would the IHS spend it?***

**Answer:**

IHS, in consultation with tribes has identified Cancer, Diabetes, Heart Disease, Substance Abuse and the Contract Health Services (CHS) program as being priority areas and any additional funds would support services in these areas.

### 3) Basic Health Services

The FY 2004 budget request purports to maintain access to basic health services even though many Native Americans complain of the lack of access to basic health services.

***Should the budget request reflect a need to increase access to basic health services, rather than just maintain them, where currently there are inadequate, non-existent, or inaccessible services?***

**Answer:**

The priority in this budget proposal is to provide access to basic health services by effectively utilizing available resources. Therefore, funding of current services is the

first priority for the budget increase in FY 2004. The budget request includes a significant (+22%) increase for Sanitation Construction and expanded Contract health Service funding allowing the purchase of an additional 11,000 outpatient visits compared to FY 2003.

***Does the Indian Health Service have any plans to increase access to basic services? If so, please describe those plans.***

**Answer:**

The FY 2004 President's Budget requests an increase of +\$25 million for additional staffing at three health care facilities located in Ft. Defiance, Arizona, Winnebago, Nebraska, and Pawnee, Oklahoma. When these facilities are fully operational, they will increase the number of visits to health professionals that can be accommodated annually by 23% at those sites and make new services available (e.g., the new Pawnee Outpatient Facility will provide ultra sound and physical therapy for the first time).

**4) Personnel Cuts**

The FY 2004 budget request shows a reduction of 195 Full Time Equivalents (FTEs).

***In what areas will the proposed reduction in FTE's be effected?***

**Answer:**

Staffing reductions will be targeted to administrative positions. IHS will carefully review replacement of employees who leave and existing staff may be reassigned to ensure that critical positions remain filled.

***What impact will the reductions in FTE's have on health care delivery?***

**Answer:**

The proposed 195 FTE reduction represents a -1.3% reduction of Federal staff use. Every effort will be made to minimize the impact at the service unit level.

The Conference Report for FY 2003 Appropriations (House Report 108-10) requires that "Any Departmental efforts to consolidate functions or restructure or realign programs that affect the Indian Health Service must be approved through the reprogramming process by the House and Senate Committees on Appropriations prior to implementation."

***The President's Budget Request for FY 2004 proposes a consolidation of Human Resources Offices within the Indian Health Service. How does this action comply with the Congressional directive?***

**Answer:**



The consolidation of Human Resources in the Indian Health Service is part of a larger effort administered by the Department of Health and Human Services in support of the President's Management Agenda. This consolidation reduces the number of human resources (HR) offices in the DHHS from over 40 to 4 that will be located in Atlanta, Georgia; Baltimore, Maryland; Bethesda, Maryland; and, Rockville, Maryland. Beginning on October 1, The Baltimore HR office will assume supervision of all IHS HR specialists and IHS will pay for personnel services through the HHS Service and Supply Fund. IHS HR staff will remain in their current locations until their positions are vacated. HHS is aware of the Conference Report language and will consult with the House and Senate Interior Appropriations Subcommittees about the HR consolidation.

**5) Increased Pay Costs**

***Increases in pay costs are mandated for fiscal years 2003 and 2004. Does the funding level in the FY 2004 President's Budget Request fully meet the need for maintaining personnel levels? If not, how will health care services be impacted?***

**Answer:**

The FY 2004 President's Budget includes sufficient funds to support an FTE level of 15,021, maintaining the FY 2003 personnel level (14,961 FTE) and adding 255 FTE for staffing of new health facilities. A decrease of 195 FTE is also included as a management savings.

**6) Special Diabetes Program for Indians**

The 107th Congress authorized \$150 million for 2004 for the Special Diabetes Program for Indians. In the past, these funds were distributed by formula to tribes, with set-asides for urban Indians.

***Does the Indian Health Service plan to change the allocation method of these funds? If so, please describe those changes.***

**Answer:**

Conference language and Congressional direction in a letter from Mr. Nethercutt have instructed IHS to maintain the grant programs under the Special Diabetes Program for Indians at their current level of funding (\$100 million). In addition, Mr. Nethercutt requested that the new funds (\$50 million) be used to strengthen the internal data system in IHS and to create a competitive grant program for primary prevention of diabetes and complications. The IHS plans to comply with this request. However, decisions on this issue will be made in mid-May after completion of tribal consultation.

**7) Facilities Construction**

The FY 2004 budget request for facilities construction seems to address only projects which are already in progress.

***Does the Indian Health Service have a priority list for new facilities?***

**Answer:**

Yes, see attached Health Facilities Construction Program Status Report.

***How many projects are on the list?***

**Answer:**

Currently, the inpatient list has six projects, the outpatient list has ten projects, the staff quarters list has five projects, and the YRTC list has three projects.

***How long do projects stay on the list before funding is requested for them?***

**Answer:**

The time period varies from several years to over a decade and depends on various factors. At the beginning of each budget cycle, the IHS identifies all projects which have approved planning documents and are therefore ready for design and construction. Program priorities and overall funding levels affect when projects are included in budget requests.

***Why are there no funding requests for new projects for FY 2004?***

**Answer:**

The priority of the FY 2004 President's Budget for health care facilities construction is to continue those projects that were underway.

**From SENATOR JOHNSON -**

1.) During questioning by Sen. Inouye, Dr. Charles Grim testified that clean water supplies and indoor plumbing had a huge impact on the health of reservation populations and that more funding was needed for greater impact.

***Given his testimony, why is the President's funding request so low?***

***Under this current funding request only 600 new homes out of 20,000 on the waiting list would receive safe drinking water and indoor plumbing. At this rate it will be over 30 years before the requests currently on the waiting list are fulfilled. Given the importance of clean water, why does the administration find this rate acceptable?***

**Answer:**

The Administration is concerned about adequate sanitation facilities for American Indians and Alaska Natives and for this reason an additional \$21 million over the FY 2003 appropriation is requested for FY 2004. If funded, this would be the largest increase for this program in over a decade. The budget request for Sanitation Facilities Construction will fund sanitation facilities for 22,300 homes, which is an increase over the estimate for FY 2003 of more than 2600 additional homes. Approximately 4,100 new and like new homes would receive service an increase of 600 new and like new homes over the FY 2003 projection and 18,200 existing homes will receive either first time or improved service, an increase of over 2000 homes more than projected for FY 2003.

This increase should allow the IHS to maintain the progress made in reducing the percentage of American Indian and Alaska Native (AI/AN) homes that are without sanitation facilities from 80% at the program's beginning in 1959 to 8% today. Each year the backlog of needs for existing homes has increased. This increase is attributable to a variety of factors including inflation, population growth, unfunded new and like new homes, life cycle costs related to the aging infrastructure, and changes to environmental laws and regulations.

***2.) We understand that the Indian Health Service is in the process of developing a promising system of electronic health records that can assist in improving the quality of patient care. How will this continue to be developed in light of the proposed HHS FY 2004 reduction of \$9 million in the IHS information technology program?***

**Answer:**

The Indian Health Service will continue the development of the electronic health record (EHR) and other patient information management systems, but the timeline will be slowed. However, efforts at defining the EHR requirements will continue using existing IHS health care providers and partnerships with other agencies such as the Veterans Administration.

3.) Dr. Grim also testified that IHS encourages interested tribes to manage their health services.

***What support is given to such tribes by IHS to establish and maintain quality health services?***

**Answer:**

The review process of each contract proposal submitted by a tribe/tribal organization under the Indian Self-determination Act (P.L. 93-638) requires that the agency provide technical assistance (TA). When a tribe/tribal organization gives

notice of the intent to contract under P.L. 93-638, the law requires that the agency provide pre-proposal TA as described under 25 C.F.R., Sec. 900.7. This TA includes providing the Tribe with information related to the amount of funding available for the operation of the program as well as providing assistance in the development of a successful proposal for the transfer of the program to Tribal control. Further, the review process of proposed programs, functions, services, and activities, requires the agency to provide additional information and TA regarding technical and substantive aspects of the proposal, including reasons why the proposal may, in total or in part, be subject. This review process and ensuing monitoring activities provides the basis for the establishment and maintenance of a successful tribal health program for those tribes who opt to do so.

Those Tribes interested in applying for Self-Governance under Title V of P.L. 93-638, may apply for a planning and negotiation grant. The planning grant provides the Tribe with resources to conduct budgetary and programmatic research into IHS programs, functions, services and activities (PSFA's) that the Tribe may wish to compact under Self-Governance. The grants are provided through a cooperative agreement and shares responsibility with IHS for providing the budgetary and programmatic information required to make an informed decision regarding what PSFA's are feasible for Tribal compacting on an individual tribal government basis.

***If tribal management is not successful can tribes return to IHS managed health services?***

**Answer:**

Yes. Once a tribe/tribal organization opts to take over an Indian Health Service program, the Indian Self-determination Act provides for the retrocession (or voluntary return) of any contracted health program, in total or in part, back to the agency if the tribe decides to do so before the expiration of the term of the contract. On the other hand, if the agency finds that the tribe/tribal organization is in violation of its contract, i.e., endangerment of health, gross negligence, etc., it may also reassume the program(s). In either case, the IHS is required to provide the Tribe with TA intended to enable them to successfully continue operation of the program if that is their desire.

Compacting Tribes may retrocede to the PSFA's that are included in a compact or funding agreement for any reason, before the expiration of the term of the compact or funding agreement (Subpart L, section 137.245 of the Rules and Regulations for implementing Self-Governance, published in the Federal Register on May 17, 2002). To date there have been no retrocessions of major PSFA's from compacting Self-Governance Tribes.

**INDIAN HEALTH SERVICE  
HEALTH FACILITIES CONSTRUCTION PROGRAM STATUS REPORT  
(SHOWING CONST. METHOD [1]; NO. OF QTRS ( ); PID, POR APPROVAL DATES < >;  
CONST. COMPLETION DATES, BASED ON  
FY 2005 PLANNED CONSTRUCTION BUDGET DATED 3/3/2003)**

Contract Method:  
DF: Direct Federal  
JV: Joint Venture Const. Prog.  
63R: PL 93-638 Contract  
S: Special

HOSPITALS	HEALTH CENTERS	QUARTERS	YOUTH RTCs
<b>COMPLETED CONSTRUCTION (FY 1993 - Present)</b>			
Pine Ridge, SD [DF] 12/1993	Warm Springs, OR [JV] 6/1993	Rosebud, SD [63R] (66) 2/1993	Alaska-Fairbanks [63R] 10/1993
Shiprock, NM [DF] 2/1995	Puyallup, WA [DF] 7/1993	Neah Bay, WA [DF] (4) 5/1993	Phoenix-Sacaton, AZ [DF] 3/1994
Crow, MT [DF] 2/1995	Taos, NM [63R] 9/1993	Dulce, NM [DF] (4) 9/1993	Alaska-Mt. Edgecumbe [63R] 9/1994
Kotzebue, AK [63R] 3/1995	Wagner, SD [DF] 8/1993	Barrow, AK [DF] (29) 5/1993	Portland-Spokane, WA [DF] 3/1996
Anchorage, AK [DF] 2/1997	Balcourt, ND OPD [63R] 2/1994	Pine Ridge, SD [DF] (45) 12/1993	Abodeen-Chief Gall, SD [63R] 8/1996
Tahina, OK <295> 6/1999 1/	Poteau, OK [JV] 9/1994	Kotzebue, AK [DF] (50) 2/1996	
	Tohatchi, NM [DF] 1/1995	Balcourt, ND [63R] (21) 6/1997	
	Stilwell, OK [63R] 4/1995		
	Ft. Belknap, MT [63R]:		
	Hays, MT 8/1997		
	Harlem, MT 4/1998		
	White Earth, MN [63R] 4/1998		
	Lame Deer, MT [63R] 7/1999 2/		
	Hopk (Poleeas), AZ [63R] (73) 5/2000		
	Farber, AZ [63R] 10/2001		
<b>UNDER CONSTRUCTION</b>			
Ft. Defiance, AZ [DF] <8/91> 9/04 3/	Pinon, AZ [DF] (62) <4/1993> 9/2005	Bethel, AK (79) [S] <8/1992> 03/2006 4/	
Winnebago, NE [DF] <6/1994> 6/2003	Pawnee, OK [63R] <2/1995> 2/2004		
<b>DESIGN COMPLETED</b>			
<b>IN DESIGN</b>			
	Red Mesa, AZ [DF] (93) <2/1998> 9/2006		
	St. Paul, AK (6) <3/2001> 7/2005		
	Metlakatla, AK (8) <8/1995> 7/2005		
	Sisseton, SD (62) <4/2002> 6/2007		
	Dulce, NM [JV] (33) <2/1999> 10/0004 5/		
	San Simon, AZ (Westside) [JV] (27) <9/1999> 1/2005 6/		
<b>POR APPROVED</b>			
	Ft. Yuma, AZ (on hold)*	Zuni, NM (19) <8/1994> 6/2006	Wadsworth, NV <8/2002> 5/2006 7/
		Wagner, SD (10) <1/1995> 7/2007	
		Kayenta, AZ (62) <12/1997> 6/2009	Ft. Belknap, MT (29) <4/1995> 6/2008 8/
<b>PID APPROVED</b>			
Barrow, AK <10/1998> 9/2012	Clinton, OK <12/1998> 10/2006		
Nome, AK <9/2000> 9/2012	Eagle Butte, SD ( ) <12/2002> 6/2009		
Whiteriver, AZ <2/2002> 10/2013			
<b>PID PREPARATION</b>			
Phoenix, AZ 9/	Alamo, NM Albuquerque, NM Bodaway-Coppermine, AZ Gallup, NM Kayenta, AZ Pueblo Pintado, NM Rapid City, SD San Carlos, AZ Sells, AZ Winslow-Dillon, AZ	Crownpoint, NM Shiprock, NM	California (2 YRTCs): S. California N. California

\* Health center project on hold at the request of the Quechan and Cocopah Tribes because tribes want a new inpatient facility. Project will recover its Priority List ranking upon resolution of issues.

1/ Design and construction funded by Tribe. Outpatient services open in June 1999, inpatient services open in October 1999.

2/ Facility destroyed by fire. Project outside priority list consideration.

3/ Replacement hospital opened for service on August 1, 2002. Staff quarters portion of project still under design-build contract.

4/ IHS funding is being provided to the Yukon-Kuskokwim Health Corporation (YKHC) pursuant to an Agreement with YKHC to design and build quarters on land acquired by YKHC. Title to staff quarters will remain vested with YKHC.

5/ An Agreement was executed on August 21, 2002, for The Jicarilla Apache Nation to design and construct a tribally owned project under the Joint Venture Construction Program (JVCP). Initial equipment will be provided by the IHS pursuant to the JVCP Agreement, using funding appropriated in FY 2001 for the JVCP. Nation is 100% responsible for providing, operating, and maintaining the quarters units. Final number of quarters units to be determined by Nation and IHS by November 2003.

6/ An Agreement with the Tohono O'odham Nation under the JVCP is pending the completion of negotiations. The Nation will design and construct a tribally owned project under the Joint Venture Construction Program (JVCP). Initial equipment will be provided by the IHS pursuant to the JVCP Agreement, using funding appropriated in FY 2001 for the JVCP.

7/ The original POR was approved June 1994. Location was changed and POR was amended.

8/ Project covers two sites, with 13 units at Harlem, MT, and 16 units at Hays, MT.

9/ Based on preliminary planning, the Phoenix Indian Medical Center (PIMC) complex will include a new medical center, hostel and three satellite ambulatory care centers, one in Northwest Phoenix; one in East Valley-Phoenix; and one at existing PIMC in Central Phoenix.

Distribution: All IHS Area: AD, OEHE, Directors, DFMs; Facilities Planners  
IHS/HQ: Director OPH, Deputy Director, OPH; Director OEHE, OPH, Deputy Director, OEHE, OPH, Director, DFPC, OEHE, OPH, Deputy Director, DFPC, OEHE, OPH, Director, ES-Sancti, DES, OEHE, OPH, Director, ES-Dallas, DES, OEHE, OPH, Director, DFO, OEHE, OPH, Deputy Director, DFO, OEHE, OPH, Director, DSFC, OEHE, OPH, Director, OPCS, OPH, Director, PEP, OPS, OPH, Principal Statistician, Statistics Program, OPS, OPH, Leader, Patient Care Statistics Team, Statistics Program, OPS, OPH, Director, LA, OD, Director, DFM, OMS; Chief, BEB, DFM, OMS; Chief, BFB, DFM, OMS; Director, DRLA, OMS

**YEAR 2003 IHS PROFILE**

**The Indian Health Care System:**

- **Indian Health Service (IHS) direct health care services:** IHS services are administered through a decentralized system of 12 area offices and 84 service units.
- **Tribally operated health care services:** Tribal facilities are operated under the authority of the Indian Self-Determination and Education Assistance Act (Public Law 93-638, as amended), Titles I and V. There are 56 Title V compacts, funded through 75 Funding Agreements, totaling \$774 million. These compacts represent 279 tribes, almost half of all the federally recognized tribes. There are also 265 tribes and tribal organizations that contract under Title I, with a total funding amount of \$545 million. Overall, 52% of the IHS FY 2002 appropriation is administered by tribes through Self-Determination contracts or Self-Governance compacts.
- **Urban health care services and resource centers:** There are 34 urban projects, ranging from community health to comprehensive primary health care services.

**Population Served:**

- Members of more than 560 federally recognized tribes in 35 States
- 1.6 million American Indians and Alaska Natives residing on or near reservations
- 330,000 American Indians served in urban clinics

**Patient Services (Tribal and IHS facilities):**

- Inpatient Admissions: 82,253
- Outpatient visits: 8,082,555
- Dental visits: 2,711,555

**Appropriations:**

- FY 2002 IHS budget appropriation: \$2.8 billion
- FY 2003 IHS proposed budget appropriation: \$2.9 billion

**Per capita personal health care expenditures comparisons (FY 2001):**

- IHS user population: \$1,730
- Total U.S. population: \$4,392

**Third-party Collections:**

- FY 2001: \$484 million
- FY 2002: \$584 million

**Human Resources:** Total IHS employees: 15,212 (69% are Indian; Excluding medical professionals, 88% are Indian)

	Total	Physicians	Nurses	Dentists	Pharmacists	Engineers	Sanitarians	Indian	Non-Indian
Comm. Corps	2,029	262	410	249	368	241	110	364	1,665
Civil Service	13,183	653	2,256	6	67	106	34	10,190	2,984
<b>Total</b>	<b>15,212</b>	<b>915</b>	<b>2,666</b>	<b>313</b>	<b>435</b>	<b>347</b>	<b>144</b>	<b>10,554</b>	<b>4,649</b>

**Vacancy rates for**

<b>Health professionals</b>	10%	14%	23%	8%	7%	5%	N/A	N/A
-----------------------------	-----	-----	-----	----	----	----	-----	-----

**Facilities:**

	Hospitals	Health Centers	Alaska Village Clinics	Health Stations	Residential Treatment Center
IHS	36	63	N/A	44	5
Tribal	13	158	170	79	28

*This issue summary should be used in conjunction with the IHS "Heritage and Health" and "IHS Profile" documents, available at <http://ihsa.ihs.gov>.*

January 2003



**Charles W. Grim, D.D.S., M.H.S.A.**  
 Assistant Surgeon General  
**Interim Director**  
**Indian Health Service**

Charles W. Grim, D.D.S., is a native of Oklahoma and a member of the Cherokee Nation of Oklahoma. Dr. Grim was appointed by President George W. Bush as the Interim Director of the Indian Health Service (IHS), an agency of the Department of Health and Human Services, in August 2002.

As Interim Director, Dr. Grim administers a nationwide multi-billion dollar health care delivery program composed of 12 administrative Area (regional) Offices, which oversee local hospitals and clinics. The IHS is responsible for providing preventive, curative, and community health care to approximately 1.6 million of the Nation's 2.6 million American Indians and Alaska Natives. The IHS is the principal federal health care provider and health advocate for Indian people.

Dr. Grim graduated from the University of Oklahoma College of Dentistry in 1983 and began his career in the IHS with a 2-year clinical assignment in Okmulgee, OK, at the Claremore Service Unit. Dr. Grim was then selected to serve as Assistant Area Dental Officer in the Oklahoma City Area Office. As a result of his successful leadership and management of the complex public health dental program, he was appointed as the Area Dental Officer in 1989 on an acting basis.

In 1992, Dr. Grim was assigned as Director of the Division of Oral Health for the Albuquerque Area of the IHS. He later served as Acting Service Unit Director for the Albuquerque Service Unit, where he was responsible for the administration of a 30-bed hospital with extensive ambulatory care programs and seven outpatient health care facilities. Dr. Grim was later appointed as the permanent Director for the Division of Clinical Services and Behavioral Health for the Albuquerque Area and had the responsibility for working with all health related programs at the Area level. Dr. Grim was then appointed Acting Executive Officer for the Albuquerque Area, one of three top management officials for the two-state region, and was responsible for the fiscal and administrative leadership of the area.

In April 1998, Dr. Grim transferred to the Phoenix Area IHS as the Associate Director for the Office of Health Programs. In that role, he focused on strengthening the Phoenix Area's capacity to deal with managed care issues in the areas of Medicaid and the Children's Health Insurance Program of Arizona. He also led an initiative within the Area to consult with Tribes about their views on the content to be included in the reauthorization of the Indian Health Care Improvement Act, P.L. 94-437.

In 1999, Dr. Grim was appointed as the Acting Director of the Oklahoma City Area Office, and in March 2000 he was selected as the Area Director. Dr. Grim managed a comprehensive program that provides health services to the largest IHS user population, more than 280,000 American Indians comprising 37 tribes. The geographic area of responsibility covers the states of Oklahoma, Kansas, and portions of Texas. Health care is provided through direct care, contract care, or tribally operated facilities. As an Area Director, he was also a member of the Indian Health Leadership Council composed of IHS, tribal, and urban Indian health program representatives, which is a decision making body of the agency that examines health care policy issues.

In addition to his dentistry degree, Dr. Grim also has a master's degree in health services administration from the University of Michigan. Among Dr. Grim's honors and awards are the U.S. Public Health Service Commendation Medal (awarded twice), Achievement Medal (awarded twice), Citation, Unit Citation (awarded twice) and Outstanding Unit Citation. He has also been awarded Outstanding Management and Superior Service awards by the Directors of three different IHS Areas. He has received the Jack D. Robertson Award, which is given to a senior dental officer in the USPHS who demonstrates outstanding leadership and commitment to the organization. Dr. Grim is a member of the Commissioned Officers Association, the American Board of Dental Public Health, the American Dental Association, the American Association of Public Health Dentistry, and the Society of American Indian Dentists. Dr. Grim was appointed to the commissioned corps of the U.S. Public Health Service in July 1983 and currently holds the rank of Rear Admiral.

**STATEMENT OF WILLIAM RUSSELL**  
**Deputy Assistant Secretary**  
**Public and Indian Housing**  
**U.S. Department of Housing and Urban Development**



**BEFORE THE**  
**UNITED STATES SENATE**  
**COMMITTEE ON INDIAN AFFAIRS**

**March 5, 2003**



INTRODUCTION

Chairman Campbell, Vice Chairman Inouye, and Members of the Committee, thank you for inviting me to provide comments on President Bush's fiscal year 2004 budget for HUD's Indian Housing and Community Development programs.

My name is William Russell, and I am the Deputy Assistant Secretary for Public and Indian Housing, Department of Housing and Urban Development. We are responsible for the management, operation and oversight of HUD's Native American programs. These programs are available to over 550 Federally-recognized, and a limited number of state-recognized Indian tribes. We serve these tribes directly, or through tribally designated housing entities (TDHE), by providing grants and loan guarantees designed to support affordable housing, community and economic development activities.

In addition to these duties, it is our responsibility to administer the Federal government's public housing program, which aids the nation's 3,300 public housing agencies in providing housing and housing-related assistance to low-income families.

It is a pleasure to appear before you, and I would like to express my appreciation for your continuing efforts to improve the housing conditions of American Indian, Alaska Native and Native Hawaiian peoples. As you heard at last year's NAHASDA reauthorization hearing, much progress is being made. This momentum needs to be sustained as we continue to work together toward creating a better living environment throughout Indian Country.

OVERVIEW

At the outset, let me reaffirm the Department of Housing and Urban Development's support for the principle of government-to-government relations with Indian tribes. HUD is committed to honoring this fundamental precept in our work with American Indians and Alaska Natives.

You may recall that when Assistant Secretary Michael Liu testified before you last year, he was searching for a Deputy Assistant Secretary for Native American Programs. I am very pleased to report that the search is over. In early October 2002, Mr. Rodger Boyd joined HUD staff. An architect by training, he brings to the position a wealth of experience, most recently as CDFI Manager at the Department of Treasury. He has also served as an economic advisor to the President of the Navajo Nation, and as director of their Washington, DC office.

BUDGET SYNOPSIS

For Fiscal Year 2004, the President's budget for HUD proposes a total of \$738.7 million, specifically for Native American and Native Hawaiian housing, community and economic development, and education programs. Of that amount, approximately \$639 million is for direct formula allocations under the Native American Housing Assistance and Self-Determination Act's (NAHASDA) Indian Housing Block Grant Program, \$72.5 million is for grants under the Indian Community Development Block Grant Program, and \$2 million is for the Indian Housing (Section 184) and Title VI loan guarantee programs. That subsidy budget authority will support \$27 million in loan guarantees for Section 184 and \$8 million for Title VI.

The budget proposes \$10 million for the Native Hawaiian Housing Block Grant Program and \$1 million for the Section 184A Native Hawaiian Housing Loan Guarantee Fund, which will leverage \$35 million in guaranteed loan authority.

The budget also proposes \$5 million for training and technical assistance to support all the above programs.

The Department also requests \$5.4 million to support American Indian, Alaska Native and Native Hawaiian-oriented higher education institutions.

INDIAN HOUSING BLOCK GRANT PROGRAM (IHBG)

Adjustments within the Indian Housing Block Grant (IHBG) program account have been made to allow more funds to be available for direct tribal use. The FY 2004 budget includes \$646.6 million for the IHBG program. This is the same as the FY 2003 request. As with last year's request, reducing set-asides will actually allow for an increase in grant dollars available to tribes. The decrease of \$1 million from the Title VI set-aside goes directly into the IHBG formula fund. The effectiveness of the Indian Housing Block Grant program was evaluated this past year using the Office of Management and Budget's new Program Assessment Rating Tool (PART), and received low performance scores. The Administration recognizes the need to improve delivery of housing on tribal lands and will examine reforms to strengthen performance measurement and reporting.

HUD TRAINING AND TECHNICAL ASSISTANCE

Training and Technical Assistance remains a critical component of the IHBG program. The Training and Technical Assistance set-aside has been increased to \$5 million, which is \$2 million more than last year's request. In the coming year ONAP is planning to provide additional training and technical assistance to assist tribes.

NAIHC TRAINING AND TECHNICAL ASSISTANCE

The President's Budget includes a \$2.2 million set-aside from CDBG to continue the same level of support provided in last year's budget to the National American Indian Housing Council.

TITLE VI TRIBAL HOUSING ACTIVITIES LOAN GUARANTEE FUND

The Title VI Tribal Housing Activities Loan Guarantee Fund (Title VI) is also a set-aside under the IHBG Program. There is a set-aside of \$1 million to continue program activities. This budget recognizes that until the program is more fully subscribed, it is more effective to use available funds in the IHBG Program and allocate it by formula directly to IHBG grantees. There is sufficient carry-over of unused budget authority which, when combined with this year's budget request, will support anticipated future program needs. We intend to use some of the increase in the TA/Training to develop tribal capacity in the Title VI program.

WORKING CAPITAL FUND

The Department's request of \$2.7 million for the Working Capital Fund will help provide information technology and data resources to support enhanced program assessments, performance measurements and accountability.

SECTION 184 INDIAN HOUSING LOAN GUARANTEE FUND

The \$1 million requested in FY 2004 will provide an additional \$27 million in loan guarantee authority. There is sufficient carry-over of unused budget authority which, when combined with this year's budget request, will support anticipated future program needs.

INDIAN COMMUNITY DEVELOPMENT BLOCK GRANT PROGRAM

The President's FY 2004 Budget request for the Indian Community Development Block Grant (ICDBG) Program is \$72.5 million. This is identical to the FY 2003 request, and an increase of \$1.5 million over the amount appropriated in FY 2003.

NATIVE HAWAIIAN HOUSING BLOCK GRANT PROGRAM

For FY 2004, the Department is requesting \$10 million for the Native Hawaiian Housing Block Grant Program. An interim regulation implementing the new Native Hawaiian Housing Block Grant Program was published in the *Federal Register* on June 13, 2002. This action allowed us to distribute funds and implement the program while public comments are being considered and incorporated into the final regulations.

SECTION 184A NATIVE HAWAIIAN HOUSING LOAN GUARANTEE FUND

The budget requests that \$1 million be allocated to the Section 184A Native Hawaiian Housing Loan Guarantee Fund. At that level of funding this new loan guarantee program will provide up to \$35 million in loan guarantee authority.

TRIBAL COLLEGES AND UNIVERSITIES AND ALASKA NATIVE AND NATIVE HAWAIIAN SERVING INSTITUTIONS

The President's budget request includes, under the Community Development Fund, \$3 million for competitive grants to tribal colleges and universities to provide resources to build, expand, renovate and equip their facilities, and \$2.4 million to assist Alaska Native and Native Hawaiian serving institutions, as they are defined under the Higher Education Act of 1965, as amended.

FUNDING PIPELINE AND PRODUCTION OF UNITS

As of September 30, 2002, it has been reported that the expenditure rate for the Indian Housing Block Grant Program from FY'98 through FY'01 is 63% or \$1.5 billion. This leaves an unexpended rate of 37% or \$885.6 million. I would note that grant recipients have 2 years from the initial awarding of the grant to obligate 90% of the grant. As of September 30, 2002 grant recipients have reported through ONAP that new construction starts that have been completed were 6,219 including rental and homeownership units, with an additional 3,720 units under construction. Funds have also been used to complete the rehabilitation of 14,226 existing housing units including rental and homeownership units, with an additional 1,654 under construction. Combining all of the production numbers reported for the first four years of funding for the IHBG program there have been 25,819 new and rehabilitated housing units constructed through September 30, 2002. Regarding the unexpended rate of 37%, ONAP over the past several months has been in the process of developing the baseline data to determine the level and extent of obligated and unobligated funds by tribe. This information will also allow ONAP to identify related issues that may be confronting tribes, and enable ONAP to become more proactive in assisting these tribes in their construction efforts.

CONCLUSION

Finally, let me state for the record that the President's budget request for HUD's Indian housing, community development and education programs supports the progress being made in providing housing and housing-related activities in Indian Country.

This concludes my prepared remarks. I would be happy to answer any questions you may have.



U. S. Department of Housing and Urban Development  
Washington, D.C. 20410-1000

OFFICE OF THE ASSISTANT SECRETARY FOR  
CONGRESSIONAL AND INTERGOVERNMENTAL RELATIONS

The Honorable Ben Nighthorse Campbell  
Chairman, Committee on Indian Affairs  
United States Senate  
Washington, DC 20510-6450

APR 24 2003

Dear Senator Campbell:

Thank you for your letter of March 7, 2003, to William Russell, which requests that the Department reply to a number of questions related to Mr. Russell's March 5, 2003, testimony before the Committee on the President's Fiscal Year (FY) 2004 budget for the Native American programs administered by the Department. Each of your background statements and questions will be repeated below, followed by HUD's response.

**1. Background:** It is alleged by HUD that "45 percent of Already-Appropriated Indian Housing Funds Not Spent." I have heard a most disturbing charge from HUD officials – that there is \$900 million in obligated but unspent housing money. The implication of course is that the tribes have misused the money or there aren't needs for Indian housing money – both charges I have problems with.

**Question 1A:** Can you tell me about this?

**Answer 1A:** The Department has not implied, nor does it believe, that tribes are misusing funds or do not need them for affordable housing. No testimony presented or other public statements have been made to this effect.

The testimony provided to the Committee stated that from inception of the Indian Housing Block Grant (IHBG) Program in FY 1998 through FY 2001, 37 percent, or \$885.6 million, of all IHBG funds appropriated remained unspent. The tribes themselves provided the raw data from which the testimony was drawn. It was based upon data that is self-reported by IHBG tribal grant recipients in their individual Annual Performance Reports (APR). Due to tribal fiscal-year variations, the data only included IHBG funds appropriated through FY 2001. Partially in response to tribal comments that these figures were inaccurate, the Department sought to confirm the accuracy of these figures through other data sources, and reviewed all IHBG funds as reported through HUD's automated financial disbursement system, a method of tracking expenditures that is not dependent upon information provided solely by grant recipients. The outcome of that research reflects that 22 percent, or \$674.2 million of all IHBG funds allocated from FY 1998 through FY 2002 currently remains unspent. In addition to these funds, there is unobligated credit authority (the credit loan limitation) available for use under the Section 184 and Title VI Programs in the amounts of \$639 million and \$383.6 million, respectively. These amounts include FY 2003 appropriated funds and prior year carryover funds.

In all of HUD's automated financial disbursement systems, funds are considered disbursed or spent only when they are drawn down. The current regulations, which were developed through negotiated rulemaking, do not require recipients to report or identify the amount of funds that have been locally obligated, but have not yet been drawn down.

The Department continues to refine this data and will integrate the APR information with HUD's automated financial disbursement system data and report back to the Committee by July 2003 with the most current and comprehensive information available.

**Question 1B:** Please provide to this Committee whatever records you have that document this.

**Answer 1B:** A chart that reflects the information supporting the answer to your question is included below. The data reflects a summary of what is currently available, as reported through the Line of Credit Control System (LOCCS), regarding the grant recipient expenditure rate for the IHBG Program. This information is displayed by Office of Native American Programs Area Office jurisdiction and cumulatively.

INDIAN HOUSING BLOCK GRANT STATUS OF FUNDS REPORT (AS REPORTED FROM LOCCS ON MARCH 1, 2003)					
Area Office	Authorized	Disbursed	% Disbursed	Balance	% Undisbursed
Eastern Woodlands	\$387,392,196	\$292,256,258	75%	\$95,135,938	25%
Southern Plains	\$488,440,058	\$449,313,853	92%	\$39,126,205	8%
Northero Plains	\$449,030,364	\$396,629,640	88%	\$52,400,724	12%
Southwest	\$995,519,961	\$642,171,694	65%	\$353,348,267	35%
Northwest	\$243,681,693	\$162,063,271	67%	\$81,618,422	33%
Alaska	\$487,706,558	\$435,056,389	89%	\$52,650,169	11%
<b>Total</b>	<b>\$3,051,770,830</b>	<b>\$2,377,491,105</b>	<b>78%</b>	<b>\$674,279,725</b>	<b>22%</b>

Note: Status of funds information includes all IHBG allocations granted to all recipients from FY'98 through FY'02

**2. Background:** The request includes an additional \$2.1 million to strengthen HUD's "information technology" abilities.

**Question 2:** Does this reflect HUD's belief that HUD has lost track of how the \$900 million was spent?

**Answer 2:** No, the data that was used to provide the statistics in the Department's testimony is accurate as of the dates it reflected, and it included all disbursed IHBG program funds. Those funds remaining are available for use by the grant recipient. The \$2.1 million requested, to strengthen HUD's information technology abilities, would provide funding to create greater



3

be used to simplify tribal reporting requirements related to preparation and submission of their IHPs and APRs.


**3. Background:** Housing without Sanitation. Since 1982, tribes are precluded from using IHS Sanitation Facilities Construction funds to service HUD-funded homes.

**Question 3:** Would HUD support repealing this regulation and allowing IHS money to be spent on HUD homes?

**Answer 3:** The restriction is statutory. For many years, language has been inserted in annual Appropriations Acts for the Department of Health and Human Services similar to the following: "Provided further, That none of the funds appropriated to the Indian Health Service may be used for sanitation facilities construction for new homes funded with grants by the housing programs of the United States Department of Housing and Urban Development." (H.J. Res. 2, page 252, Consolidated Appropriations Resolution, 2003, Public Law No. 108-7, approved Feb. 20, 2003). The Department encourages tribes to leverage IHBG funds to help with the costs associated with housing development, including water and sewer infrastructure. Many tribes have leveraged IHBG funds with other federal programs, such as the Department of Agriculture's Rural Housing Program. Tribes have also used IHBG funds to leverage private funding, including their use with low-income housing tax credits.

Thank you for your interest in the Department's programs. If I can be of further assistance, please let me know.

Sincerely,



William M. Himpler  
Deputy Assistant Secretary  
for Congressional Relations



U. S. Department of Housing and Urban Development  
Washington, D.C. 20410-1000

OFFICE OF THE ASSISTANT SECRETARY FOR  
CONGRESSIONAL AND INTERGOVERNMENTAL RELATIONS

APR 3 2003

The Honorable Daniel K. Inouye  
Vice-Chairman, Committee on Indian Affairs  
United States Senate  
Washington, DC 20510-6450

Dear Senator Inouye:

Thank you for your letter of March 10, 2003, to William Russell, which requests that HUD reply to a number of questions from you and Senator Johnson related to Mr. Russell's March 5, 2003, testimony before the Committee on the President's Fiscal Year (FY) 2004 budget for the Native American programs administered by the Department. Each of your background statements and questions will be repeated below, followed by HUD's response.

#### QUESTIONS FROM SENATOR INOUE

**1. Background:** The Office of Native American Programs (ONAP) of the Department of Housing and Urban Development is responsible for assisting the tribes and collecting and summarizing the Native American Housing Assistance and Self-Determination Act (NAHASDA) data. It is our understanding that ONAP recently received the lowest Program Assessment Rating Tool (PART) evaluation of any program in HUD (30 points out of 100).

**Question 1:** What is being done to improve ONAP's performance, particularly as concerns ONAP's responsibilities for the NAHASDA program?

**Answer 1:** ONAP has taken several steps to improve its performance and its relationship with clients. First, ONAP has developed and implemented a performance measurement system to track and evaluate the efficiency and effectiveness of programs such as NAHASDA's Indian Housing Block Grant (IHBG) Program. This involved the preparation of 33 separate performance goals addressing overcrowded households, the need for affordable housing, and the improvement of program management. Secondly, ONAP is developing a new information reporting system so that all program reporting is aggregated into a single database. Finally, ONAP is evaluating current reporting requirements for the tribes to determine if their reporting can be simplified and made more effective.

**2. Background:** Mr. Russell has testified that 38 percent of NAHASDA housing funds appropriated since 1998 remain unspent, even though it is unclear to the Committee as to how that figure is calculated or compiled by HUD.

**Question 2A:** Mr. Russell testified that 38 percent of the funds appropriated for NAHASDA remain unexpended yet it is the Committee's understanding that, even when funds have been obligated, unless they have been drawn down they remain characterized or classified as unspent. What is it about the manner in which HUD records or compiles its summary statistics of tribes' NAHASDA spending that results in obligated funds being viewed as unspent funds?

**Answer 2A:** Mr. Russell testified that 37 percent of all funds appropriated for the IHBG Program from FY 1998, the first year of NAHASDA funding, through FY 2001 remain unexpended. These figures are based upon financial information that is self-reported by IHBG tribal grant recipients through their individual Annual Performance Reports (APR). Due to tribal fiscal-year variations, the data only included IHBG funds appropriated through FY 2001. Partially in response to tribal comments that these figures were inaccurate, the Department sought to confirm the accuracy of these figures through other data sources, and reviewed all IHBG funds as reported through HUD's automated financial disbursement system, a method of tracking expenditures that is not dependent upon information provided solely by the grant recipient. The outcome of that research reflects that 22 percent, or \$674.2 million of all IHBG funds allocated from FY 1998 through FY 2002 currently remains unspent.

In all of HUD's automated financial disbursement systems, funds are considered disbursed or spent only when they are drawn down. The current regulations, which were developed through negotiated rulemaking, do not require recipients to report or identify the amount of funds that have been locally obligated, but have not yet been drawn down.

The Department continues to refine this data and will integrate the APR information with HUD's automated financial disbursement system data and report back to the Committee by July 2003 with the most current and comprehensive information available.

**Question 2B:** In arriving at the conclusion that 38 percent of NAHASDA funds remain unspent since 1998, how does HUD factor in NAHASDA regulations mandating careful planning on the part of tribally designated housing entities and allowing tribes up to 24 months to obligate their housing funds?

**Answer 2B:** Timely obligation of IHBG funds is addressed in the NAHASDA regulations, which were promulgated pursuant to negotiated rulemaking in 1997-1998. One of the Performance Measures listed in 24 CFR 1000.524(a) states: "Within 2 years of grant award under NAHASDA, no less than 90 percent of the grant must be obligated." Section 403(b) of NAHASDA provides for periodic (not less than annual) review by grant recipients of their affordable housing activities, using the APR and other information. The purposes of HUD's review are outlined in 24 CFR 1000.520. Using the APR and the information that is listed in 24 CFR 1000.526, HUD reviews each recipient's performance. If problems are detected, there are six corrective and remedial actions that will be recommended or requested by HUD. Prior to imposing sanctions under 24 CFR 1000.532 or 1000.538, HUD will take one or more of these actions.

On September 11, 2000, the Department issued Program Guidance 2000-10 (Tribes), which provides guidance regarding performance measures, one of which is the timely obligation of funds. The performance measures were included in the regulations to identify areas both the grant recipient and the Department will review when evaluating a recipient's performance. During the review of each grant recipient's APR, the Department evaluates this factor and, where possible, provides advice and assistance to the recipient to meet the performance objective.

**Question 2C:** If tribal housing entities do obligate their housing funds, how does the Office of Native American Programs in HUD or HUD itself account for the fact that these funds are obligated? Put another way, at what point are obligated funds treated as funds which have been spent?

**Answer 2C:** In all of HUD's automated financial disbursement systems, funds are considered disbursed or spent only when they are drawn down. On July 26, 2000, the Department issued Notice PIH 2000-26, which provides guidance regarding what constitutes an obligation of grant funds under the IHBG Program. It states as the basic rule that: "a point of obligation is the time when a commitment is made to pay a particular sum of money for contract labor, supplies, materials or services." For example, funds are considered obligated for a development program when the contract for construction has been signed by both parties. This Notice has been periodically reissued. The Department does not receive monthly or quarterly reports from tribes indicating when funds are obligated and, therefore, can only accurately report on when funds have been drawn down by the tribe to meet current expenditures. We will continue to work with tribes to revise the current reporting mechanisms in order to obtain this information, and to monitor compliance with relevant laws and regulations regarding obligations.

**Question 2D:** What impact does Treasury's requirement that tribes must spend their funding within 72 hours of drawing it down have on the treatment of funds as having been characterized as spent or unspent? Are obligated funds which are not yet drawn down from Treasury viewed by HUD as unspent funds?

**Answer 2D:** Twenty-four CFR Part 85, "Administrative Requirements for Grants and Cooperative Agreements to State, Local and Federally Recognized Indian Tribes," outlines the methods under which a federal agency will make payments to grantees and requires that methods and procedures for payments shall minimize the time elapsing between the transfer of funds and disbursement by the grantee in accordance with Treasury regulations at 31 CFR Part 205. The Treasury requirement has little impact on HUD's characterization of spent or unspent funds since there is only a maximum of 72 hours difference between the point when a tribe draws down funds and the time it spends the funds. Obligated funds, which are not yet drawn down, are considered unspent funds.

**Question 2E:** Does HUD have any plans to improve the way that financial data is collected from the tribes and reported to the Administration, the Congress, the tribes, and the public? If so, what are HUD's plans to improve the way financial data is collected from tribes, especially

how much NAHASDA Indian Housing Block Grant money remains unspent by tribes individually and in the aggregate for each year since 1998? Please include the tasks to be accomplished and the timeline within which you expect to complete these tasks.

**Answer 2E:** Yes, the Department does have plans to improve financial data collection and reporting. HUD will enhance its information technology systems to allow a more efficient and effective interface between the Indian Housing Plans (IHP) and APRs that tribes must submit annually. One result will be that tribes can report data more accurately, and both the tribe and HUD can compare the objectives submitted in each IHP against the results accomplished as reported in each APR. If performance lags, or discrepancies exist, the Department will then use that data to pinpoint problem areas and offer technical assistance to the tribes HUD identifies as in need of such assistance.

The Assistant Secretary for Public and Indian Housing has set very specific goals and objectives for ONAP to improve its internal performance. ONAP's FY 2003 Long-Term Performance Goal 5 is to improve program management. This will be accomplished through Objectives 5.1 through 5.3.

Objective 5.1 is Improving Management Reporting: Subsets under this objective are:

- Goal 5.1.1: Establish baseline data for all performance measures by March 31, 2003.
- Goal 5.1.2: Complete an assessment of the impact of performance measures on tribal reporting requirements by September 30, 2003.
- Goal 5.1.3: Develop and implement a performance information reporting system for ONAP by March 31, 2003.

Under Objective 5.2, Improve Management Efficiency, Goal 5.2.2 is to develop and test a financial reporting system in FY 2003 that integrates budget and performance information on ONAP programs.

Objective 5.3 is to Improve Management Effectiveness. Subsets are:

- Goal 5.3.1: Decrease the number of IHBG recipients submitting delinquent Annual Performance Reports to less than 10 percent in FY 2003.
- Goal 5.3.2: By the end of FY 2003, reduce the number of grant recipient audit findings open one year or more by 20 percent from the level existing as of the beginning of FY 2003.
- Goal 5.3.3: Reduce the undisbursed balances in the IHBG program by 20 percent for Fiscal Year 1998 through 2001 grants.

It is important to note that reporting requirements for tribes have been established through the negotiated rulemaking process and any changes to existing financial data collection requirements will require tribal consultation.

**Question 2F:** If, in fact, the rate at which NAHASDA funds are being spent by tribes must be increased, what is your view about the role that technical assistance could play in increasing the rate of tribes' NAHASDA spending?

**Answer 2F:** Training and technical assistance is vital to assist tribes and their tribally designated housing entities (TDHE) to increase their capacity to provide and manage effective affordable housing programs funded under NAHASDA and with other sources of funding. The Department has sponsored numerous training and technical assistance programs aimed at increasing tribal capacity under the IHBG Program as well as under the Title VI Federal Guarantees for Financing for Tribal Housing Activities and the Section 184 Indian Housing Loan Guarantee Programs. Using the performance measures established by HUD's ONAP in conjunction with planned data collection enhancements, HUD will track spending rates, identify those tribes having difficulty in this area and offer them technical assistance to improve their performance.

**3. Background:** The Administration proposes reducing housing technical assistance to tribes by reducing existing appropriations to the National American Indian Housing Council from \$4.6 million to \$2.2 million.

**Question 3:** Why has technical assistance funding for tribes been cut by over 50 percent at a time when there appears to be a need to increase the capacity of the tribes to build more housing in a more efficient and timely manner?

**Answer 3:** The President's FY 2004 budget requests \$5 million for ONAP to provide technical assistance and training to tribes and TDHEs. This is \$2 million more than the amount the Department requested in FY 2003 for these activities. The President's request did not include a set-aside from the IHBG Program for the National American Indian Housing Council (NAIHC) to provide technical assistance and capacity building because of their backlog in expending funds. NAIHC completed activities on December 31, 2002, for the funds appropriated in FY 2000. In addition, NAIHC requested that the period of performance to commence activities under the funds appropriated in FY 2002 not commence until January 1, 2003, because they had not yet completed the activities from FY 2000. The Administration has requested a continuation of funding for NAIHC in FY 2004 at \$2.2 million under the Community Development Fund. NAIHC uses these funds to provide technical assistance and capacity building to tribes and TDHEs. The Department believes that NAIHC has sufficient funds that are available under existing agreements from past fiscal years to fund its ongoing technical assistance and capacity building activities through FY 2003.

**4. Background:** The President's budget eliminates \$25 million in grant funding for the Rural Housing and Economic Development Program. It is the Committee's understanding that tribes receive about half of all grants awarded under this program. These grants provide money for microenterprise development, affordable housing construction, small business incubators, staff development, and computer software.

**Question 4:** Does the Department have any suggestions how the initiatives funded by this program might be funded from other sources? Could you please share these suggestions with the Committee?

**Answer 4:** Over the past five fiscal years (FY 1998 through FY 2002), Indian tribes received approximately 41.5 percent of all Rural Housing and Economic Development (RHED) Program funds awarded. The Indian Community Development Block Grant (ICDBG) Program is an excellent source of funding for community and economic development activities. Tribes and certain tribal organizations are eligible to apply for the approximately \$70 million that is available annually under this program. In many cases, the IHBG Program can also be used to fund certain activities that were eligible activities under the RHED Program. The Native American Housing Assistance and Self-Determination Reauthorization Act of 2002 amended NAHASDA by adding to section 4 a new definition of "housing-related community development." It also amended NAHASDA's Title VI Federal Guarantees for Financing for Tribal Housing Activities (Title VI) Program by adding that phrase to the Secretary's authority in section 601 to guarantee notes and other obligations of eligible Indian tribes for the purposes of financing affordable housing activities under Section 202 of NAHASDA. Both provisions can provide grant recipients with enhanced opportunities to engage in certain housing-related community development activities with NAHASDA funds, and guarantee those activities with Title VI as well.

Finally, tribes may wish to pursue partnerships with private sector entities, seek assistance from experienced nonprofits such as the Housing Assistance Council, and explore the resources of government-sponsored entities such as the Federal Home Loan Banks, Fannie Mae and Freddie Mac.

**5. Background:** Presently Indian Health Service (IHS) policy prevents tribes receiving HUD funds from using IHS monies to build water and sewer systems servicing those HUD-financed housing units. If a tribe uses HUD funds to build housing, their priority for funding from IHS for water and sewer systems is reduced and only the portion of the home which is not HUD funded will be paid for by IHS.

**Question 5:** Is it the Department's expectation that water and sewer infrastructure costs are to be paid out of Indian Housing Block Grant funds alone? Do you have any suggestions as to how the high costs of water and sewer infrastructure for Indian housing may be paid for out of IHS funds? If so, what are your suggestions?

**Answer 5:** The restriction is statutory. For many years language has been inserted in annual Appropriations Acts for the Department of Health and Human Services similar to that which is contained in the Fiscal Year 2003 Act: "Provided further, That none of the funds appropriated to the Indian Health Service may be used for sanitation facilities construction for new homes funded with grants by the housing programs of the United States Department of Housing and Urban Development." (H.J. Res. 2, page 252, Consolidated Appropriations Resolution, 2003, Public Law No. 108-7, approved Feb. 20, 2003). The Department encourages tribes to leverage IHBG funds to help with the costs associated with housing development, including water and sewer infrastructure. Many tribes have leveraged IHBG funds with other federal programs, such as the Department of Agriculture's Rural Housing Program. Tribes have also used IHBG funds to leverage private funding, including their use with low-income housing tax credits. They may also access the Title VI Program for their infrastructure needs.

#### **QUESTIONS FROM SENATOR JOHNSON**

**Background:** William Russell from HUD answered that he was not aware when tribes were made aware of unspent funds.

**Question 1:** Is there a standard procedure for informing tribes of these unspent funds? If so, what is it?

**Answer 1:** Tribes are required to report annually to their constituents and to the Department on their progress toward meeting the goals and objectives they establish for themselves in their Indian Housing Plans (IHP). They use the Annual Performance Report (APR) to do this. A required part of the APR is a report on their progress in expending Indian Housing Block Grant (IHBG) funds. HUD Area Office of Native American Programs (ONAP) staff review these reports and, where there appears to be a problem related to program activities, including fund expenditure rates, notifies the tribe. One of the roles of the ONAP Grants Management staff is to assist clients with the management of all HUD grants. The staff provides technical assistance to the tribes individually on the implementation of the grants, including the timely expenditure of funds. This staff also assists in the closeout of grant programs.

**Question 2:** Does it include time deadlines? If not, why? If so, what are they?

**Answer 2:** The regulations at 24 CFR 1000.524-.538 provide a framework for identifying problems, assisting tribes and their tribally designated housing entities (TDHE) in addressing those problems, and, if these efforts are unsuccessful, the eventual imposition of sanctions if there is substantial noncompliance as defined in 24 CFR 1000.534. The IHBG Program regulations that were developed during negotiated rulemaking do not specify timeframes for the expenditure of all funds and the closeout of grants. The nature of the IHBG Program is to rely upon tribes to develop their own eligible affordable housing activities, as well as the appropriate timeframes for completing them. Timeframes are incorporated in the five-year and one-year



IHPs that must be submitted. The APR is the document where tribes report on their progress toward meeting the goals and objectives they set for themselves in the IHPs. When these deadlines are not met, the regulatory process can be invoked to address these problems.

**Question 3:** How well is the Office of Native American Programs performing as compared to other offices at HUD? What are you doing to improve that performance?

**Answer 3:** The Office of Management and Budget (OMB) recently evaluated 234 federal programs using the Program Assessment Rating Tool (PART). HUD's IHBG Program was included in that evaluation and several items were noted for improvement, as with every other program rated. The IHBG Program received a score of 30. The Department has taken steps to address the concerns of OMB, including the development of performance measures within ONAP, improving HUD's information reporting system, and working closer with tribes on their reporting and performance. It is anticipated that the next PART evaluation of IHBG will show substantial improvement in the overall rating of the program.

**Question 4:** We are hearing allegations that 45 percent of all Indian housing funds appropriated since the beginning of NAHASDA remain unspent. Do you have data to back up these allegations? Have you ever shared that data with the tribes? Do you understand that there are regulations within NAHASDA that allow two years to obligate funds and that tribes must spend their funding within 72 hours of drawing it down—leading to a naturally large pool of money that remains at the Treasury within the authority of the program?

**Answer 4:** The testimony provided to the Committee stated that from inception of the IHBG Program in FY 1998 through FY 2001, 37 percent, or \$885.6 million, of all IHBG funds appropriated remained unspent. The tribes themselves provided the raw data from which the testimony was drawn. It was based upon data that is self-reported by IHBG tribal grant recipients in their individual APRs. Due to tribal fiscal-year variations, the data only included IHBG funds appropriated through FY 2001. Partially in response to tribal comments that these figures were inaccurate, the Department sought to confirm the accuracy of these figures through other data sources, and reviewed all IHBG funds as reported through HUD's automated financial disbursement system, a method of tracking expenditures that is not dependent upon information provided solely by grant recipients. The outcome of that research reflects that 22 percent, or \$674.2 million of all IHBG funds allocated from FY 1998 through FY 2002, currently remains unspent.

In all of HUD's automated financial disbursement systems, funds are considered disbursed or spent only when they are drawn down. The current regulations, which were developed through negotiated rulemaking, do not require recipients to report or identify the amount of funds that have been locally obligated, but have not yet been drawn down.

The Department continues to refine this data and will integrate the APR information with HUD's automated financial disbursement system data and report back to the Committee by July 2003 with the most current and comprehensive information available.

The Department did return the same information to the tribes through the National American Indian Housing Council days before it was reported to the Committee.

Twenty-four CFR Part 85, "Administrative Requirements for Grants and Cooperative Agreements to State, Local and Federally Recognized Indian Tribes," outlines the methods under which a federal agency will make payments to grantees and requires that methods and procedures for payments shall minimize the time elapsing between the transfer of funds and disbursement by the grantee in accordance with Treasury regulations at 31 CFR Part 205. The Treasury requirement has little impact on HUD's characterization of spent or unspent funds since there is only a maximum of 72 hours difference between the point when a tribe draws down funds and the time it spends the funds. Obligated funds, which are not yet drawn down, are considered unspent funds.

**Question 5:** If indeed it is a problem, what do you plan to do to improve this spend-out rate?

**Answer 5:** HUD's ONAP has begun developing an expanded, yet focused, technical assistance and outreach program to address tribal needs and provide better tools and techniques for housing development and management. ONAP has a major emphasis on leveraging NAHASDA funds, identifying other federal sources of financing, expanding the development of mixed-financing projects, and encouraging the use of low-income housing tax credits. ONAP is also undertaking a study to identify the various steps involved in the provision of tribal housing, the roles of all participants, and opportunities for collaboration to overcome barriers and delays.

**Question 6:** Why has technical assistance funding been cut for the National American Indian Housing Council in the President's budget? NAIHC has a proven track record of assisting tribes directly and building capacity to better implement federal programs. Don't you think that NAIHC technical assistance could help improve the spend-out rate of housing funds?

**Answer 6:** The President's Fiscal Year (FY) 2004 budget requests \$5 million for ONAP to provide technical assistance and training to tribes and TDHEs. This is \$2 million more than the amount the Department requested in FY 2003 for these activities. The President's request did not include a set-aside from the IHBG Program for the National American Indian Housing Council (NAIHC) to provide technical assistance and capacity building because of their backlog in expending funds. NAIHC completed activities on December 31, 2002, for the funds appropriated in FY 2000. In addition, NAIHC requested that the period of performance to commence activities under the funds appropriated in FY 2002 not commence until January 1, 2003, because they had not yet completed the activities from FY 2000. The Administration has requested a continuation of funding for NAIHC in FY 2004 at \$2.2 million under the Community Development Fund. NAIHC uses these funds to provide technical assistance and capacity

building to tribes and TDHEs. The Department believes that NAIHC has sufficient funds that are available under existing agreements from past fiscal years to fund its ongoing technical assistance and capacity building activities through FY 2003.

Thank you for your interest in the Department's programs. If I can be of further assistance, please let me know.

Sincerely,

A handwritten signature in black ink, appearing to read "William M. Himpler". The signature is fluid and cursive, with the first name being the most prominent.

William M. Himpler  
Deputy Assistant Secretary  
for Congressional Relations

DEPARTMENT OF EDUCATION

Statement by Victoria Vasques

Director of the Office of Indian Education

before the

Senate Committee on Indian Affairs

on the Fiscal Year 2004 Budget for

Department of Education Programs that Serve Indians

March 5, 2003

Mr. Chairman and Members of the Committee:

I am pleased to appear before you to discuss the fiscal year 2004 budget request for major Department of Education programs that serve American Indians, Alaska Natives, and Native Hawaiians.

Since this is my first opportunity to testify before this committee, I would like to begin by briefly mentioning my background. In September 2002, I was appointed as the director of the Office of Indian Education. In my new position, I serve as the principal point of contact within the Department for Indian education. Prior to that, I served as the executive director of the White House Initiative on Tribal Colleges and Universities

I am proud to say that my understanding of the Indian culture and Indian issues began with my upbringing, and more importantly with my father, Ron Peralta, who served almost 20 years as Tribal Chairman of the San Pasqual Band of Mission Indians. Also, I must mention my mother who continually encouraged education – the basics – reading, writing, arithmetic. I am convinced that it was the learning of those basics that helped guide me through my teaching experience as a first- and second-grade teacher.

I have a strong commitment to education, especially Indian education, and have no doubt that this is an historic time to be in the education arena, especially since education is a national priority for President Bush. The principles of *No Child Left Behind* represent a milestone for the future of Indian education for over 600,000 Indian students. President Bush and Secretary Paige believe that every child should have access to a high quality education and that American Indian children are no exception.

In my capacity as the director of the Office of Indian Education, I oversee the programs that support the efforts of local educational agencies, Indian tribes, and organizations that assist American Indian and Alaska Native students in achieving to the same challenging standards as all students.

Working with you and the Committee on Indian Affairs, the Department wants to make it possible for every Indian child to be heard and ensure that the future generations of Indian students are not left behind.

#### **Overview**

The Bush Administration is strongly committed to ensuring that American Indians, Alaska Natives, and Native Hawaiians receive every opportunity to achieve to high academic standards. The No Child Left Behind Act of 2001, enacted in January 2002, focuses on improving academic achievement by:

- ensuring that all children can read by the end of the third grade,
- improving teacher quality through high-quality professional development and innovative teacher recruitment and retention practices,
- increasing accountability for student achievement, and

- placing a stronger emphasis on teaching methods grounded in scientifically based research.

American Indians have made educational progress in recent decades, but continue to be disproportionately affected by poverty, low educational attainment, and fewer educational opportunities than other students. For example, according to the National Assessment of Educational Progress, in 2000, only 17 percent of American Indian fourth-graders scored at or above the proficient level in reading compared to 40 percent of white students and 32 percent of all students. In addition, while American Indians made progress overall on the SAT, in 2001, they scored 100 points below white students and 60 points below the general population.

The 2004 budget request for Department of Education programs serving Indians supports the President's commitment to providing more resources to help implement the No Child Left Behind Act and improve educational opportunities for all students, including American Indians, Alaska Natives, and Native Hawaiians. Native American students will benefit from major initiatives in the act, and many programs at the Department of Education help to ensure that Indian students have full access to these and other reforms to improve education.

The 2004 budget request includes a number of programs and initiatives that focus specifically on helping Indian students achieve.

#### **Indian Education Programs**

The President's request for the Department's Indian Education programs for fiscal year 2004 is \$122.4 million. These programs include formula grants to school

districts, competitive programs, and national activities for research and evaluation on the educational needs and status of the Indian population.

Indian Education - Grants to Local Educational Agencies

We are requesting \$97.1 million for Indian Education formula grants to local educational agencies. This program is the Department's principal vehicle for addressing the unique educational and culturally related needs of Indian children. Grants supplement the regular school program, helping Indian children improve their academic skills, raise their self-confidence, and participate in enrichment programs and activities that would otherwise be unavailable. The requested level would provide an estimated per-pupil payment of \$206 for approximately 471,000 students, including more than 40,000 students in Bureau of Indian Affairs (BIA) schools.

Special Programs for Indian Children

Our request for Special Programs for Indian Children is \$20 million. These funds will be used for two activities.

Approximately \$10.8 million will support an estimated 41 Demonstration grants that promote school readiness for Indian preschool children and increase the potential for learning among American Indian and Alaska Native students.

In addition, the 2004 request will provide approximately \$9.1 million to continue the American Indian Teacher Corps initiative, which trains Indian college students to become teachers, places them in schools with concentrations of Indian students, and provides professional development and in-service support as they begin teaching. In

addition, the program will provide professional development to teachers already in the field so that they can work more effectively with their Indian students.

National Activities

We are requesting \$5.2 million for research, evaluation, and data collection activities related to Indian Education.

The Department has used the National Activities appropriation to craft a comprehensive research agenda for Indian education, which was completed and publicly released in 2001. Funding from 2004 will be used to continue implementing that agenda. The agenda responds to the major national need for better information on the educational status and needs of Indian students, and for scientifically based research on what works most effectively in meeting the educational needs of this population.

Historically, educational research involving American Indian and Alaska Native students has been limited in applicability because of small sample size and the resulting inability to generalize from the results. We are beginning a new large-scale study involving representative samples that will establish baseline data on academic achievement and retention of American Indian and Alaska Native students. Fiscal year 2004 funds would be used to continue this study as well as to fund a study that examines the feasibility of determining the effectiveness of educational programs that incorporate Native language and culture. Fiscal year 2004 funds would also be used to continue research grants and data collections initiated in earlier years.

In addition to the Indian Education programs, the Department also supports the education of Indians through other programs.



**Title I: Education for the Disadvantaged**Title I Grants to LEAs

Title I provides supplemental education funding to local educational agencies (LEAs) and schools, especially in high-poverty areas, to help some 15 million disadvantaged students, including an estimated 250,000 Indian children and youth, learn to the same high standards as other students. Title I funds may be used, for example, to provide extra instruction at all grade levels, extended-day kindergarten programs, learning laboratories in math and science, and intensive summer programs. States are required to create a framework to integrate Title I with State and local reforms stressing high performance for all children. In addition, the No Child Left Behind Act requires stronger accountability for helping all students, including Indian students, make adequate yearly progress toward State standards.

The Department is requesting \$12.4 billion for Title I Grants to LEAs in fiscal year 2004, a 41 percent increase since the passage of No Child Left Behind. Under the statute, the BIA and the Outlying Areas receive 1 percent of these funds. The BIA share of the set-aside would be approximately \$85 million. These funds will serve almost 50,000 children in BIA schools, in addition to Indian children served in regular public schools.

Reading First State Grants

Reading First is a comprehensive effort to implement the findings of high-quality scientifically based research on reading and reading instruction. It is one of the Administration's highest priorities for education. Providing consistent support for reading success from the earliest age has critically important benefits. Under this formula

program, the BIA will receive 0.5 percent of the State Grants appropriation. Our 2004 budget request of \$1.05 billion would provide approximately \$5.25 million to BIA schools for this program.

#### Even Start

Even Start is an educational program for low-income families that is designed to improve the academic outcomes of parents and their young children, including Indian families, by integrating early childhood education, adult literacy, parenting education, and interactive parent and child literacy activities. The Department is requesting \$175 million for Even Start in 2004, which would provide approximately \$2.6 million for Even Start programs conducted by Indian tribes and tribal organizations.

#### **Improving Teacher Quality State Grants**

The President's budget request emphasizes the importance of good teaching for all students. The Improving Teacher Quality State Grants program provides flexible funds to State and local educational agencies to develop and support a high-quality teaching force through activities that are grounded in scientifically based research. Funds are used to strengthen the skills and knowledge of teachers and administrators to enable them to improve student achievement in the core academic subjects and for teacher and principal recruitment, development, and retention. The No Child Left Behind Act created this program by consolidating the former Eisenhower Professional Development and Class-Size Reduction programs. Under the statute, the BIA receives a set-aside of 0.5 percent.

The Department's fiscal year 2004 request of \$2.85 billion would provide the BIA with an allocation of almost \$14.2 million.

**Safe and Drug-Free Schools and Communities**

The Safe and Drug-Free Schools and Communities program is designed to help create and maintain drug-free, safe, and orderly environments for learning in and around schools by supporting effective, research-based approaches to drug and violence prevention. Of the appropriation for State grants, 1 percent or \$4.75 million (whichever is greater) is reserved for drug and violence prevention programs serving Indian children in BIA-operated or -supported schools, and 0.2 percent is reserved for programs serving Native Hawaiians.

The 2004 budget request of \$422 million for Safe and Drug-Free Schools includes \$4.75 million for the BIA and \$844,000 for Native Hawaiian programs.

**Impact Aid**Basic Support Payments

Impact Aid provides financial assistance to school districts affected by Federal activities. The Basic Support Payments program is the primary vehicle for providing assistance for general operating expenses to many LEAs that educate Indian children. The 2004 budget request of \$867.5 million would provide approximately \$476.9 million to support the education of almost 123,500 children living on Indian lands.

Payments for Children with Disabilities

Impact Aid Payments for Children with Disabilities help federally affected school districts to provide the special education services required by the Individuals with Disabilities Education Act for federally connected children, including children residing on

Indian lands. The budget request of \$40 million would provide approximately \$21 million for services to approximately 19,000 children living on Indian lands.

#### Construction

The Impact Aid Construction program provides formula and competitive funds to support school construction and renovation in school districts that educate federally connected students or have federally owned land. Under the budget request, \$9 million in formula grants will go to districts on behalf of students residing on Indian lands.

Funds can be used for such purposes as construction and renovation of school facilities and debt service related to the construction of school facilities. In addition, districts with high concentrations of students living on Indian lands would be eligible for \$27 million in competitive construction grants.

#### **English Language Acquisition**

English Language Acquisition programs (formerly Bilingual Education) support the education of limited English proficient students through a State formula grant program that helps to ensure that these students learn English and meet the same high academic standards as other students. The No Child Left Behind Act established a set-aside of 0.5 percent or \$5 million (whichever is greater) for schools operated predominantly for Native American and Alaska Native children. The 2004 budget request would include \$5 million for these schools. In addition, the Department estimates that approximately \$45 million in English Language Acquisition State formula grant funds would serve Indian students enrolled in public schools.

**21<sup>st</sup> Century Community Learning Centers**

The 21<sup>st</sup> Century Community Learning Centers program enables communities to establish or expand centers that provide activities offering extended learning opportunities (such as before- and after-school programs) for students and related services to their families. The No Child Left Behind Act converted this activity from a national competition to a State formula grant program, with State educational agencies making competitive subgrants within their States. The Department may reserve up to a total of 1 percent for grants to the Bureau of Indian Affairs and the Outlying Areas. The fiscal year 2004 request of \$600 million would provide approximately \$4.3 million to the BIA.

**Education Technology State Grants**

The Education Technology State Grants program supports efforts to integrate technology into curricula to improve teaching and learning. By statute, three-quarters of 1 percent of the amount available for States is reserved for schools operated or funded by the BIA. The Department is requesting \$700 million for the program, which would provide approximately \$5.1 million for BIA schools.

**Grants for State Assessments**

The Grants for State Assessments program helps States develop and implement the additional assessments required by the No Child Left Behind Act. Under the funding formula, 0.5 percent of the appropriation for formula grants is reserved for the Bureau of Indian Affairs. For 2004, the Administration is requesting \$390 million for this program, \$1.95 million of which would go to the BIA.

**Education for Native Hawaiians**

We are requesting \$18.3 million for Education for Native Hawaiians. These funds support a wide array of education services to improve the educational status of Native Hawaiians, including curriculum development, teacher training and recruitment, higher education, special education, community-based learning centers, family-based education, and gifted and talented programs. The funds would be sufficient to continue high-priority projects.

**Alaska Native Education Equity**

We are requesting \$14.2 million for Alaska Native Education Equity, to continue projects begun in earlier years. These funds support an array of education services to improve the educational status of Alaska Natives, including student enrichment, preschool programs, and teacher training, recruitment, and curriculum development.

**Education for Homeless Children and Youth**

Under the McKinney-Vento Homeless Assistance Act, the Secretary is required to transfer 1 percent of the appropriation for Education for Homeless Children and Youth to the BIA for services to Indian students in BIA-operated and funded schools. Our 2004 budget request of \$50 million includes \$500,000 for the BIA to provide services to homeless children and youth to enable them to attend and excel in school.

**Vocational Education**

Vocational Education State Grants, authorized under the Perkins Vocational and Technical Education Act of 1998, supports education programs designed to develop the academic, vocational, and technical skills of students in high schools and community colleges. The current program has a 1.25 percent set aside for competitive grants to

federally recognized Indian tribes, tribal organizations, and Alaska Native entities, and 0.25 percent is set aside for grants to organizations that serve and represent Native Hawaiians. However, funding shares have not yet been estimated, since the Administration is proposing overall changes for the 2004 reauthorization of the program.

#### **Tribally Controlled Postsecondary Vocational and Technical Institutions**

This program, also authorized by the Perkins Act, provides competitive grants for the operation and improvement of tribally controlled postsecondary vocational and technical institutions. Funds provide continued and expanded educational opportunities and training for Indian students attending those institutions. Under the budget request, the Department would provide \$6.5 million for these grants.

#### **Higher Education Aid for Institutional Development**

The Aid for Institutional Development programs, under Title III of the Higher Education Act of 1965, are designed to strengthen institutions of higher education that enroll large proportions of minority students and students from low-income backgrounds. The programs provide financial assistance to help institutions solve problems that threaten their ability to survive, improve their management and fiscal operations, build endowments, and make effective use of technology.

The Strengthening Tribally Controlled Colleges and Universities (TCCUs) program authorizes 1-year planning and 5-year development grants that enable these institutions to improve and expand their capacity to serve American Indian students. Under the budget request, the Department would award \$19 million for activities to strengthen TCCUs. In the past two years, a portion of funds has supported construction

and renovation activities, and the fiscal year 2004 budget request would provide approximately \$8 million for these purposes.

The Strengthening Alaska Native and Native Hawaiian-Serving Institutions program authorizes 1-year planning and 5-year development grants that enable these institutions to improve and expand their capacity to serve Alaska Native and Native Hawaiian students. The Department's 2004 budget request includes \$4 million for this program.

### **Special Education**

#### Grants to States

The Special Education Grants to States program provides formula grants to meet the excess costs of providing special education and related services to children with disabilities. Of the funds allocated to the Department of the Interior, 80 percent is used for the education of children 5-21 years old and 20 percent is distributed to tribes and tribal organizations for the education of children 3-5 years old.

Under the budget request of \$9.5 billion, the Department would provide approximately \$82.5 million to BIA to help serve approximately 8,600 Indian students.

#### Grants for Infants and Families

The Grants for Infants and Families program provides formula grants to assist States in implementing statewide systems of coordinated, comprehensive, multidisciplinary, interagency programs to make available early intervention services to all children with disabilities, aged birth through 2, and their families. An amount



equivalent to 1.25 percent is allocated to the BIA. Under the 2004 budget request of \$447 million, the BIA would receive approximately \$5.5 million.

#### **Vocational Rehabilitation**

The Vocational Rehabilitation (VR) State Grants program provides services designed to help persons with disabilities prepare for and engage in gainful employment to the extent of their capabilities. Nationally, this program provides services to about 9,000 American Indians with disabilities each year. In addition, the Rehabilitation Act requires that between 1.0 percent and 1.5 percent of the funds appropriated for the VR State Grants program be set aside for competitive grants to Indian tribes to provide vocational rehabilitation services to American Indians with disabilities living on or near reservations. For 2004, the Department requests approximately \$2.7 billion for the VR State Grants program. The amount set aside for grants to Indian tribes would be approximately \$27.6 million and would fund a total of 69 projects, serving over 5,000 American Indians with disabilities.

#### **Conclusion**

The 2004 budget request for Department of Education programs serving Indians supports the President's overall goal of ensuring educational opportunities for all students, including American Indians, Alaska Natives, and Native Hawaiians.

Thank you for the opportunity to appear before the Committee. My colleague and I will be happy to respond to any questions you may have.

**DEPARTMENT OF EDUCATION****Office of Elementary and Secondary Education****Biographical Sketch**

<b>NAME</b>	Victoria L. Vasques
<b>POSITION</b>	Director, Office of Indian Education, U.S. Department of Education
<b>EXPERIENCE</b>	
2001 – 2002	Executive Director, White House Initiative on Tribal Colleges and Universities, U.S. Department of Education
1993 – 2001	Director of Indian Affairs, Office of Congressional and Intergovernmental Affairs, U.S. Department of Energy
1989 – 1993	Director of Scheduling & Logistics, U.S. Department of Energy
1988 – 1989	Executive Assistant & Director of Boards & Commissions, The American Bicentennial Inaugural

**OTHER WORK EXPERIENCE**

1976 – 1988	Coordinator of Logistics & Scheduling, Commission on Executive, Legislative & Judicial Salaries
	Coordinator of Logistics & Scheduling, Presidential Commission on the HIV Epidemic
	Project Officer, White House Conference for a Drug Free America
	Special Assistant, Office of Intergovernmental & Interagency Affairs, U.S. Department of Education
	Deputy Director, White Conference on Small Business
	Executive Assistant, Presidential Commission on Indian Reservation Economies
	Special Assistant, Office for Civil Rights, U.S. Department of Education

Consultant, National Congress of American Indians

Counselor & Classroom Teacher, Capistrano Unified  
School District, California

Education Program Specialist, Office of Indian Education,  
U.S. Department of Education

Indian Education Project Director, Whittier Union High  
School District, California

#### **PUBLICATIONS**

Department of Energy, American Indian & Alaska Native Tribal Government Policy  
Booklet (co-wrote)

Department of Energy Working With Tribal Nations Booklet (contributed)

#### **OUTSIDE ACTIVITIES**

National Speaker at Elementary & Secondary Schools, *The American Today*

Member of the Decade Society (charitable organization, Washington, DC)

Member of the St. Mary's Home School Association (fundraising organization,  
Alexandria, VA)

#### **HONORS AND AWARDS**

American Indian Woman of the Year, 1985

Department of Energy Special Act Cash Award, 1992

#### **EDUCATION**

California State University, Fullerton, Human Services, BS 1976

University of California, Irvine, Multiple and Single Subject Teaching Credentials 1981

## DEPARTMENT OF EDUCATION

## Office of Elementary and Secondary Education

## Biographical Sketch

**NAME** : Cathie L. Martin

**POSITION** : Group Leader, Office of Indian Elementary,  
Office of Elementary and Secondary Education, U.S.  
Department of Education

**EDUCATION** : BS, Elementary Education, Northeastern State University  
(Tahlequah, Oklahoma), 1973  
M.Ed., Northeastern State University  
(Tahlequah, Oklahoma), 1975

**EXPERIENCE**

2002 – Present : Group Leader, Office of Indian Education, U.S. Department  
of Education

2001 – 2002 : Acting Director, Office of Indian Elementary,  
Office of Elementary and Secondary Education, U.S.  
Department of Education

1999 – 2001 : Assistant to the Director, Office of Indian Education, U.S.  
Department of Education

1989 – 1999 : Supervisory Education Specialist, Office of Indian  
Education, U.S. Department of Education

1984 – 1989 : Supervisory Management Analyst, Office of Management,  
Bureau of Indian Affairs, Washington, DC

1978 – 1984 : Education Program Specialist, Office of Indian Education  
Programs, Bureau of Indian Affairs, Washington, DC

1975 – 1978 : Learning Disabilities Teacher (Supervisory), Bureau of  
Indian Affairs, Wyandotte, Oklahoma

1974 – 1975 : Speech Therapist, Miami, Oklahoma

1973 – 1974 : Speech Therapist, Seneca, Missouri

**CERTIFICATIONS** : Speech Therapy, Missouri (Lifetime)  
Learning Disabilities, Oklahoma

**DEPARTMENT OF EDUCATION****Office of the Deputy Secretary****Biographical Sketch**

NAME : Lonna B. Jones

POSITION : Acting Director, Elementary, Secondary, and  
(April 1999 - Vocational Analysis Division, Budget Service  
Present)

**EXPERIENCE**

1990 - 1999 : Senior budget analyst, Elementary, Secondary, and Vocational  
Analysis Division, Budget Service

1989 - 1990 : Consultant to foundations and nonprofit organizations

1987 - 1989 : Program associate, Special Projects, Rockefeller Brothers Fund

1975 - 1987 : Education program specialist, elementary and secondary education grant  
programs, U. S. Department of Education (and U.S. Office of Education)

1983 - 1986 : Director, national public-school awards program, Rockefeller Brothers Fund  
(on leave from the Department)

1978 - 1980 : Coordinator, arts education initiative, Office of the Commissioner of Education

1970 - 1975 : Consultant, Academy for Educational Development, American Telephone  
and Telegraph Co., and other organizations

1964 - 1970 : Staff member, Academy for Educational Development and President's  
Commission on Instructional Technology

**Response to Questions from the Senate Committee on Indian Affairs  
Hearing on the President's FY 2004 Budget for Indian Programs**

**Questions from Senator Ben Nighthorse Campbell, Chairman**

**Funding for the No Child Left Behind Act**

**Question:** I introduced the Indian Title to the No Child Left Behind Act, and I am proud of it. I believe in tough standards and pushing Indian kids to achieve excellence just as much as I believe there is a need for enough money to get the job done. How does the \$122 million compare with pre-No Child Left Behind Act requests? The point is if we are asking these schools to do more and be tougher and work harder, it seems to me the U.S. has to uphold its part of the bargain.

**Answer:** Funding for Indian Education increased steadily every year from 1996 to 2003, more than doubling during that time period. In addition, with the passage of the No Child Left Behind (NCLB) Act in 2002, overall funding for elementary and secondary education increased significantly. In the first year of NCLB implementation, for example, funding jumped by more than \$4.3 billion, or 24 percent, over the level provided in the final year of the antecedent law.

The Administration's 2004 request provides key levels of support to implement NCLB programs. For example, the request includes \$12.5 billion for Title I Grants to Local Educational Agencies to help States and school districts turn around low-performing schools, improve teacher quality, and increase choices for parents. This level represents a \$3.6 billion increase, or 41 percent, for Title I since the passage of the NCLB Act. With the 2004 request, the Bureau of Indian Affairs schools, which receive funds under a set-aside from Title I, would receive about \$85 million in FY 2004, compared to \$56.7 million in 2001, the year prior to NCLB.

In addition, the 2004 request includes \$390 million for State Assessment Grants, a program that helps pay the costs of developing and administering the new assessments required by NCLB. Under the funding formula, 0.5 percent of the appropriation for formula grants is reserved for the Bureau of Indian Affairs. At the 2004 request level, the BIA would receive approximately \$1.95 million.

**Fort Lewis College**

**Question:** A small college in my part of Colorado -- Fort Lewis -- provides free tuition to Indian students. The State of Colorado -- NOT the United States -- reimburses that school for the Indian student tuition. Is this a unique situation and if not, what other States are asked to shoulder Uncle Sam's obligation of educating Indian kids?

**Answer:** We have no information that would indicate whether or not the tuition waiver and State reimbursement for American Indian students at Fort Lewis College are unique or whether other colleges and States have similar policies. However, we are aware that many institutions of higher education, foundations, and corporations provide special scholarships for Indian students. For instance, the Montana State University offers Berger Memorial Scholarships and the Burlington Northern Santa Fe Foundation

provides scholarships to American Indian high school seniors in States served by the Burlington Northern and Santa Fe Railroads.

#### **Recruiting Indian Teachers**

**Question:** I was a teacher and I know how important it is for youngsters to have role models. How has the Teacher Corps idea fared in Indian Country? What level of funding is requested to recruit, train, and retain Indian teachers?

**Answer:** The American Indian Teacher Corps program, which began in fiscal year 2000, combines several program elements in a manner designed to effectively train Indian college students to work in schools with concentrations of Indian children and youth. First, it supports the efforts of tribal colleges and postsecondary institutions that offer teacher training to develop and operate programs. Second, it recruits heavily among Indian paraprofessionals who are already working in Indian communities, who can connect with the students in Indian schools, and who are more likely than other students to remain in those schools. In fiscal years 2000 through 2002, the Indian Teacher Corps program targeted over 850 individuals to be trained as new teachers.

The fiscal year 2004 request includes about \$9.1 million, which is part of the \$20 million request for Special Programs under Indian Education, for the American Indian Teacher Corps. One indication of the response to this initiative is that the grantees report a significant amount of interest in the program. For example, Haskell Indian Nations University had many more applicants than they can accommodate for their Teacher Corps program.

#### **Questions from Senator Daniel K. Inouye, Vice-Chairman**

##### **Budget Reductions**

**Question:** Your written testimony states that the "Bush Administration is strongly committed to ensuring that American Indians, Alaska Natives and Native Hawaiians receive every opportunity to achieve high academic standards." However, within the Office of Post-Secondary Education, the FY 2004 budget proposes \$4 million for Strengthening Alaska Native and Hawaiian Native Institutions. This is a \$2.7 million reduction from the FY 2003 budget request. What is the justification for this \$2.7 million reduction?

**Answer:** The President's 2004 budget request proposes to reduce funding by \$2.7 million from the FY 2003 budget request to provide a one-year pause in new awards as we develop our recommendations for reauthorization of the Higher Education Act of 1965, which will accompany the budget request for fiscal year 2005. The requested funding level of \$4 million for the Strengthening Alaska Native and Native Hawaiian Serving Institutions program is sufficient for the continuation of grants funded in prior fiscal years.

##### **Programs Eliminated**

**Question:** In the FY 2004 budget request, some 45 education programs are to be eliminated. These programs include Tech Prep Education State Grants and Demonstration Grants, Close-Up Fellowships, the National Writing Project, Rural

Education, and Star Schools. Why are these programs being eliminated? Please explain.

**Answer:** The 2004 budget request includes significant increases for high-priority programs like Title I Grants to Local Educational Agencies, which provides funds to almost all school districts in the country, and Special Education Grants to States, which help States pay the excess costs of providing special education and related services to children with disabilities. These and other increases are offset, in part, by reductions that reflect the President's priorities for the Department, including the elimination of categorical programs and low-priority activities in favor of funding through the flexible State grant programs created by the NCLB Act. The programs are proposed for elimination, in part, because, they duplicate activities funded under other programs, demonstrate little or no impact, or have already achieved their purposes.

No funds are requested for Tech Prep Education State Grants and Tech Prep Demonstration Grants because programs and activities authorized under the current Carl D. Perkins Vocational and Technical Education Act would be restructured under the Administration's strategy for reauthorizing this Act. Changes made in the 2002 reauthorization of the Elementary and Secondary Education Act of 1965 eliminate the need to fund discrete categorical programs such as the two Rural Education programs. States have the flexibility to support activities under the National Writing Project and Star Schools from flexible formula programs such as the \$2.9 billion Improving Teacher Quality State Grants program.

#### **Grants to Local Educational Agencies**

**Question:** The FY 2004 budget requests funding for Grants to Local Educational Agencies that would provide an estimated per-pupil payment of \$206. How does this amount compare to the per-pupil expenditure for non-Indian students?

**Answer:** The Indian Education Grants to Local Educational Agencies program is designed to supplement the education of American Indian and Alaska Native children. The estimated per-pupil payment helps supplement school district activities to address the unique educational and culturally related academic needs of Indian students so that those students can achieve to the same challenging State academic standards expected of all students.

In 2003-2004, the Federal investment in elementary and secondary education is estimated at about \$41.7 billion, or 8.5 percent of the total costs of elementary and secondary education in the U.S. This year the nation's public schools will spend, on average, more than \$8,200 per student. The Federal per-child amount under the Indian Education's Grants to Local Educational Agencies and other programs is only a small portion of the average per-pupil cost.

#### **Culturally Accurate Curricula**

**Question:** About 6 weeks ago, a school in Minneapolis sent students home with homework about Indians. One of the questions was "Besides playing games, the California Indians like to do what? a. gamble habitually; b. drink excessively; c. both a & b." The correct answer was "c." Another question was "Why were the Basin people looked upon with contempt? a. They were very poor and dirty; b. They lacked all color



and dash; c. both a & b." Again the correct answer was "c." Does the Office of Indian Education create, provide technical assistance or in any way help schools in creating culturally accurate curricula? Do any offices of the Department of Education engage in such activities?

**Answer:** The Department of Education does not generally engage in curriculum development. This is an area that has historically been reserved for States, localities, and the private sector. Indian Education demonstration grants may be used to develop unique academic and culturally related programs for American Indian and Alaska Native children. Also, Indian Education Grants to Local Educational Agencies and Professional Development funds may be used by grantees for professional development that includes sensitivity training. In addition, the Department funds 10 Equity Assistance Centers across the country, which provide public schools with assistance in addressing issues relating to race, gender, and national origin. These centers help schools by providing information on successful educational practices, including the identification of race and sex bias in instructional materials.

**TESTIMONY TO THE APPROPRIATION SUBCOMMITTEE ON INTERIOR**  
**Presented by: Ervin Carlson, President**  
**InterTribal Bison Cooperative**

**March 2003**

**I. INTRODUCTION & BACKGROUND**

My name is Ervin Carlson, a Tribal Council member of the Blackfeet Tribe. I am President of the InterTribal Bison Cooperative (ITBC). On behalf of our 54 member Tribes, I would like to thank the honorable members of the committee for this opportunity to provide written testimony. On behalf of ITBC, I would like to address the following issues: 1) request an appropriation of \$3,000,000 for Fiscal Year 2004, which is an increase of \$1,250,000 over last year's appropriation, 2) explain to the committee ITBC's unmet funding need of \$19.4 million, and 3) update the committee on ITBC's present initiatives.

The InterTribal Bison Cooperative (ITBC), located in Rapid City, South Dakota, is a Native American non-profit organization composed of 54 federally recognized Indian Tribes within a 16 state region. ITBC is dedicated to the development and restoration of buffalo on Indian lands for the economic, agricultural, environmental, spiritual and cultural purposes of Indian Nations. Additionally, ITBC acts as an informal guardian of the buffalo to promote, protect and preserve buffalo traditions within the United States.

In 1992, ITBC was created as an initiative of the Bush Administration. The organization intended to promote development of Indian reservation lands that could not sustain other successful economic or agricultural projects. Often, Indian reservation lands were of a poor quality and not able to sustain any sort of farm, wildlife or livestock projects. Since buffalo had occupied these lands for centuries before they were hunted to near extinction in the 1800's, ITBC believed buffalo could once again thrive successfully on reservation land.

Buffalo provided subsistence to the Native people. In the Plains Indian culture, the buffalo provided food, housing, materials and tools used in daily life, and a philosophic and cultural basis for everyday life. Originally, ITBC was organized to preserve the sacred relationship between Indian tribes and the buffalo. Tribal buffalo operations are a logical extension of an historic way of life and also serve as a source of economic opportunities on tribal lands. Restoring these animals is critical to the health of Indian nations. Indian Tribes approach buffalo herd development with a seriousness and respect that other economic development projects may not receive.

Today, as a result of federal appropriations and ITBC's efforts, buffalo are once again thriving on tribal lands. ITBC has played a significant role in this restoration and is now making every effort to assure that the Tribal buffalo projects are economically sustainable.

**II. FUNDING REQUEST**

The InterTribal Bison Cooperative respectfully requests an appropriation for FY2004 in the amount of \$3,000,000. This amount is \$1,250,000 above the FY2003 appropriation

for ITBC and is greatly needed to maintain last years funding level and to help build economic sustainability to the Tribal projects.

### III. FUNDING SHORTFALL & UNMET NEED

In FY2003, the ITBC and its member tribes were funded through appropriations at \$1,746,000. The President's budget for FY2004 recommends a funding amount of \$1,146,000 which is a decrease of \$600,000 at a time when the current market price for buffalo is only 10% of the price three years ago.

At the current level of funding, many of our member tribes cannot receive adequate technical assistance, product and resource development, nor do they receive funding for start-up or maintenance costs.

ITBC is a cooperative with 100% of the appropriated funds going toward the support and development of Tribal buffalo herds and buffalo product business ventures. ITBC funding is distributed among all ITBC member Tribes. In fact, an important aspect of ITBC is the cooperative agreement that member Tribes have reached in regard to the sharing of ITBC funding.

Each year, ITBC surveys all its member tribes to determine their unmet project needs. The current unmet need for ITBC tribal projects to fully develop is \$19,378,367. I have attached the Tribal Bison Project Proposal summaries for your review, which details each of ITBC member tribe's projects and financial need.

### IV. ITBC GOALS & INITIATIVES

The immediate goal of ITBC is the restoration of the buffalo on Indian lands through the development of Tribal buffalo herds and related economic development projects. The ultimate goal is for Tribal buffalo herds to reach a point of self-sufficiency and once again become an economic cornerstone throughout Indian country.

#### Economic Development.

In 1991, seven Indian tribes had small buffalo herds, with a combined total of 1,500 animals. Little or no economic development was taking place with the buffalo. ITBC has proven its success in restoration of tribal buffalo herds during its relatively short 10-year history. Today, with the support and technical assistance of ITBC, over 35 Indian Tribes are engaged in raising buffalo. There are approximately 15,000 animals owned and managed by these Tribes. Many of these Tribal buffalo programs are on the verge of becoming fully self-sufficient and successful operations. Most important for the Tribal economies, a new industry has been born where previously none existed. Hundreds of direct and indirect jobs relating to the tribal buffalo industry have been created. The positive impact to Indian country has been unmistakable.

However, in order to become fully self sufficient and sustainable the Tribes must be able to build a solid foundation for this new industry. ITBC provides critical assistance to member Tribes who must have sustainable management plans, infrastructure growth and development plans, training for the new jobs being created, and as the herds grow and develop, marketing plans as well. Therefore, in order to provide the necessary assistance ITBC is ready to begin a marketing initiative.

Tribal Buffalo Marketing Initiative.

When the tribal buffalo are finally, ready for market, ITBC member tribes face yet another obstacle to economic success. Few meat processing plants exist that can process buffalo. The geographic isolation that is common to most of our Tribes, further compounds the problem by increasing operating costs and reduces the quality of the meat by introducing unnecessary and harmful stress to the animals. Because the Tribal buffalo are range fed many existing plants will not allow them to be processed. Therefore, ITBC supports the development of tribally owned processing facilities that will accept range fed buffalo and assure product identity and quality control.

Currently, there is only one Indian-owned, USDA approved, meat-processing plant. This plant is located in Malta, Montana and was only recently acquired by the Ft. Belknap Tribe. The Tribe has requested the assistance of ITBC to build a sound infrastructure and to coordinate with other Tribes to process their buffalo, and help build a cooperative market for the Tribally produced range fed buffalo. ITBC is anxious to launch it's marketing initiative by providing critical support to the Ft. Belknap Tribe in Montana. This project will begin the necessary infrastructure development that is so critical to sustainability. ITBC will assist with training for meat processing, cold storage facility development, help plan and upgrade the plant for buffalo, develop a distribution plan and system for Buffalo meat and by-products, and develop a cooperative brand name with standards and labeling guarantees, similar to the Kosher Beef brand. The development of the Ft. Belknap plant will serve as a model for other Tribal processing plants that are on the verge of achieving USDA approval. The primary benefits of tribally owned buffalo processing plants is to maintain the integrity of the Tribally owned buffalo meat as a health benefit, to develop a culturally appropriate processing schedule and to provide sustainability to the Tribal buffalo projects.

Preventive Health Care Initiative.

Another important aspect of ITBC's economic development effort is to provide buffalo meat to reservation families and to re-educate tribal members to the health benefits of including buffalo meat in their diets. ITBC is working to provide better ways for reservation families to have easier access to purchase buffalo meat. In most cases, buffalo meat is not sold in small quantities at the grocery stores and convenience stores located on Indian reservations. When Native families purchase meat, often the only choice of meat available to them is the high fat, and high cholesterol, processed meats that most reservation stores stock.

Current research indicates that the diet of most Indian families on the reservations, includes large amounts of high fat, processed meats, which contributes to diabetes and heart disease and other diet related health problems. ITBC is working on a health care initiative that will provide easier access to buffalo meat on the reservations, target those individuals with the greatest need, and to educate more Indian families of the health benefits of including range fed buffalo meat in their daily diets.

**V. SUPPORT FOR TRIBAL INITIATIVE**

ITBC support for the Confederated Salish and Kootenai Tribes of the Flathead Reservation in their effort to assume management of buffalo in the National Bison Range as a compactable federal function under the 1994 Self-Governance Act. Tribal management of the National Bison Range would restore the relationship of buffalo with the Tribe on their ancestral land, allow the Tribe to assume management of their resources and save the government a significant amount of funding for the current management expenses.

**VI. CONCLUSION**

ITBC has demonstrated success over the years by assisting its member tribes with the restoration of buffalo to their native lands for cultural purposes and economic development. ITBC will continue to provide technical assistance and funding to its member tribes in order that they can restore and maintain tribal buffalo herds.

Through the efforts of ITBC and its member tribes, new jobs have been created in the tribal buffalo industry resulting in new money for tribal economies. In addition, ITBC continues to support methods to market buffalo meat by providing easy access on the reservation and education efforts to the health benefits of buffalo meat in the Native diet.

ITBC and its member tribes are appreciative of past and current support from the Congress and the Administration. I urge the committee to consider an increase to ITBC FY2004 appropriation so that the important work of restoring buffalo herds can continue without interruption, and so ITBC can help its member Tribes achieve sustainability. I would like to thank this Committee for the opportunity to present testimony regarding ITBC's buffalo restoration efforts and resulting economic development opportunities. We invite the members of the Committee and their staff to visit one or more of the Tribal buffalo projects and to witness first hand their success.

Questions and/or comments regarding any of the issues presented within this testimony may be directed to Mr. Ervin Carlson, President or to Mr. Fred DuBray, Executive Director at (605) 394-9730.

**ATTACHMENTS**

- A. List of ITBC Member Tribes by State
- B. FY2004 Unmet Need of ITBC and Member Tribes
- C. ITBC Tribal Bison Project Summaries



**FISCAL YEAR 2004**

**ATTACHMENTS**

- A** - List of ITBC Member Tribes by State
- B** - FY 2004 Unmet Need of ITBC and Member Tribes
- C** - ITBC Tribal Bison Project Summaries

Compiled by:  
InterTribal Bison Cooperative  
1560 Concourse Drive  
Rapid City, SD 57703  
(605) 394-9730 E-mail: [itbc@enetis.net](mailto:itbc@enetis.net)

Website: [www.intertribalbison.com](http://www.intertribalbison.com)

**ATTACHMENT A**

**InterTribal Bison Cooperative  
Tribal Membership  
(Representing 51 Tribes in 17 State)**

<p><b>ALASKA</b></p> <ul style="list-style-type: none"> <li>Stavros Village IBA Council</li> </ul> <p><b>CALIFORNIA</b></p> <ul style="list-style-type: none"> <li>Mesa Grande Band of Mission Indians</li> <li>Round Valley Indian Tribe</li> </ul>	<p><b>COLORADO</b></p> <ul style="list-style-type: none"> <li>Southern Ute Tribe</li> </ul>	<p><b>IDAHO</b></p> <ul style="list-style-type: none"> <li>Nez Percé Tribe</li> <li>Shoshone-Bannock Tribe</li> </ul>
<p><b>KANSAS</b></p> <ul style="list-style-type: none"> <li>Prairie Band Potawatomi</li> </ul>	<p><b>MICHIGAN</b></p> <ul style="list-style-type: none"> <li>Sault Ste. Marie Tribe of Chippewa Indians</li> </ul> <p><b>MINNESOTA</b></p> <ul style="list-style-type: none"> <li>Prairie Island Indian Community</li> </ul>	<p><b>MONTANA</b></p> <ul style="list-style-type: none"> <li>Blackfeet Nation</li> <li>Confederated Salish &amp; Kootenai</li> <li>Crow Tribe</li> <li>Fort Belknap Indian Community</li> <li>Fort Peck Tribe</li> <li>Northern Cheyenne Tribe</li> </ul>
<p><b>NEBRASKA</b></p> <ul style="list-style-type: none"> <li>Omaha Tribe</li> <li>Ponca Tribe</li> <li>Santee Sioux Tribe</li> <li>Winnebago Tribe</li> </ul>	<p><b>NEW MEXICO</b></p> <ul style="list-style-type: none"> <li>Namble Oweapinjo Pueblo</li> <li>Piutun Pueblo</li> <li>Pojoaque Pueblo</li> <li>San Juan Pueblo</li> <li>Santa Pueblo</li> <li>Taos Pueblo</li> <li>Tsuque Pueblo</li> </ul>	<p><b>NORTH DAKOTA</b></p> <ul style="list-style-type: none"> <li>Spirit Lake Sioux Tribe</li> <li>Standing Rock Sioux Tribe</li> <li>Tribes Affiliated Tribes</li> <li>Turtle Mountain Band of Chippewa Indians</li> </ul>
<p><b>OKLAHOMA</b></p> <ul style="list-style-type: none"> <li>Caddo Tribe</li> <li>Comanche Tribe</li> <li>Iowa Tribe</li> <li>Miami Tribe</li> <li>Modoc Tribe</li> <li>Seneca-Cayuga Tribe</li> <li>Shawnee Tribe</li> </ul>	<p><b>SOUTH DAKOTA</b></p> <ul style="list-style-type: none"> <li>Cheyenne River Sioux Tribe</li> <li>Crow Creek Sioux Tribe</li> <li>Flandreau Santee Sioux Tribe</li> <li>Lower Brule Sioux Tribe</li> <li>Rosebud Sioux Tribe</li> <li>Sisseton-Wahpeton Sioux Tribe</li> <li>Yankton Sioux Tribe</li> </ul> <p><b>UTAH</b></p> <ul style="list-style-type: none"> <li>Ute Indian Tribe</li> </ul>	<p><b>WASHINGTON</b></p> <ul style="list-style-type: none"> <li>Kalispel Tribe</li> <li>Spokane Tribe</li> <li>Yakama Nation</li> </ul> <p><b>WISCONSIN</b></p> <ul style="list-style-type: none"> <li>Ho-Chunk Nation</li> <li>Oneida Tribe of Indians of WI</li> </ul> <p><b>WYOMING</b></p> <ul style="list-style-type: none"> <li>Northern Arapaho Tribe</li> </ul>

**ATTACHMENT B****FY 2004 UNMET NEED OF ITBC AND MEMBER TRIBES**

<b>STATE</b>	<b>TRIBE</b>	<b>UNMET NEED</b>
AK	Stevens Village IRA Council	\$ 690,000.00
CA	Mesa Grande Band of Mission Indians	\$ 284,000.00
CA	Round Valley Indian Tribes	\$ 20,000.00
CO	Southern Ute Tribe	\$ 185,000.00
ID	Shoshone Bannock Tribe	\$ 1,000,000.00
KS	Prairie Band Potawatomi	\$ 270,000.00
MI	Sault Ste. Marie Tribe of Chippewa Indians	\$ 315,000.00
MN	Prairie Island Indian Community	\$ 250,000.00
MT	Blackfeet Nation	\$ 250,000.00
MT	Crow Tribe	\$ 200,000.00
MT	Fort Belknap Indian Community	\$ 500,000.00
MT	Fort Peck Tribe	\$ 725,000.00
MT	Northern Cheyenne Tribe	\$ 80,000.00
ND	Spirit Lake Sioux Tribe	\$ 400,000.00
ND	Standing Rock Sioux Tribe	\$ 500,000.00
ND	Three Affiliated Tribes	\$ 500,000.00
ND	Turtle Mountain Tribe	\$ 75,000.00
NE	Omaha Tribe	\$ 300,000.00
NE	Ponca Tribe	\$ 68,377.00
NE	Winnebago Tribe	\$ 150,000.00
NM	Nambe Pueblo	\$ 170,248.00
NM	Picuris Pueblo	\$ 1,000,000.00
NM	Pojoaque Pueblo	\$ 250,000.00
NM	San Juan Pueblo	\$ 70,000.00
NM	Sandia Pueblo	\$ 125,000.00
NM	Taos Pueblo	\$ 256,000.00
OK	Caddo Pueblo	\$ 620,000.00
OK	Comanche Tribe	\$ 2,000,000.00
OK	Iowa Tribe	\$ 68,679.00
OK	Modoc Tribe	\$ 750,000.00
OK	Seneca Cayuga Tribe	\$ 750,000.00
OK	Shawnee Tribe	\$ 3,500,000.00



**ATTACHMENT B**

SD	Cheyenne River Sioux Tribe	\$	950,000.00
SD	Crow Creek Sioux Tribe	\$	375,000.00
SD	Flandreau Santee Sioux Tribe	\$	250,000.00
SD	Lower Brule Sioux Tribe	\$	97,500.00
SD	Rosebud Sioux Tribe	\$	70,000.00
SD	Santee Sioux Tribe	\$	150,000.00
SD	Sisseton-Wahpeton Sioux Tribe	\$	31,563.00
SD	Yankton Sioux Tribe	\$	150,000.00
UT	Ute Tribe	\$	225,000.00
WA	Spokane Tribe	\$	150,000.00
WA	Yakama Nation	\$	60,000.00
WI	Ho-Chunk Nation	\$	572,000.00
WI	Oneida Tribe	\$	125,000.00
	<b>TOTAL</b>		<b><u>\$ 19,528,367.00</u></b>



**FISCAL YEAR 2004**

**TRIBAL BISON PROJECT  
APPROPRIATIONS REQUEST  
AND PROPOSAL SUMMARIES**

**March 2003**

Compiled by  
InterTribal Bison Cooperative  
1560 Concourse Drive  
Rapid City, SD 57703  
(605) 394-9730 E-mail: [itbc@enetis.net](mailto:itbc@enetis.net)  
Website: [www.intertribalbison.com](http://www.intertribalbison.com)

**PROJECT:** Blackfeet Bison Program

**COORDINATOR:** Mike Tatsey, Director  
PO Box 850  
Browning, MT 59417

**CONTACT:** Mike Tatsey

**PROJECT COST:** \$250,000

**GOAL:** The goal of the Blackfeet Bison Program is to build the bison herd to over 350 head of bison. Today the Blackfeet Bison Herd numbers 200 thanks to the efforts and assistance of the InterTribal Bison Cooperative member tribes through prior congressional support. The bison have and will be developed to be utilized to provide higher education research resources, cultural uses, ceremonial uses and economic stability to the cooperative. Bison are known to possess many powers, one of which is an extremely healthy red meat alternative. It is hoped that one day we will be able to use them when the bison reach 350 head we will have bison surplus to our needs and we may then begin to utilize the bison as an economic avenue to make the Blackfeet Bison Program self sufficient from Tribal financial assistance.

**NEEDS:** The Blackfeet Bison Program is requiring the completion of 17 miles of fencing. The program also needs to build an additional 4 miles of cross fencing in order to manage the bulls better. We are currently building two large holding pens and are in need of a watering system in the pens. A vehicle is also required to help with the management of the herd.

**SIGNIFICANCE OF BISON:** The Blackfeet have a rich and enduring historical relationship with the plains buffalo. The buffalo is viewed as the Blackfeet' link to the spiritual world. The buffalo spirit was a messenger for Blackfeet prayers to be delivered to God. The Blackfeet were given by the buffalo the sacred buffalo dance. The Blackfeet Tribe recognizes the need for cultural and heritage preservation of their precious way of life. It is through this proposal that these Blackfeet/Buffalo relationships will continue to survive. For future generations of the Blackfeet to know where they come from, who they are and most importantly, where they are going in a multi-cultural society.

## Caddo Nation of Oklahoma Environmental Programs

PO Box 487 Binger, OK 73009  
(405)656-2388 Fax (405)656-2892

**PROJECT:** Bison Valley Ranch

**COORDINATOR:** Douglas Broyles  
PO Box 487  
Binger, Oklahoma 73009

**CONTACT:** Douglas Broyles

**PROJECT COST:** \$620,000

**GOAL:** The goal of the Caddo Nation's Bison Valley Ranch is to establish a herd of bison large enough to subsidize the meal programs for tribal elders, tribal educational system, and tribal childcare system. It is becoming known that one in two Native Americans suffer from diabetes. Our main focus at Bison Valley Ranch is to re-establish a native diet that will help in the fight against diabetes. It took seven generations for diabetes to advance this far in Native Americans. It may take seven generations to eliminate diabetes in Native Americans. Seven generations is a long time and we must begin the fight now if we are going to win this battle. Subsidizing our meal programs with healthy lean red meat that is known to curb diabetes is the first major step we are taking into battle.

**NEEDS:** Bison Valley Ranch will need to fence and, in some cases, rebuild fence on 5,000 acres of rangeland to support the herd. The acreage will be non-contiguous thus requiring multiple loading locations. There will be a need to build as many as 20 sorting corrals and loading chutes. Seed and equipment, tractors, swaths, rakes, and balers, for restoration of strong native grasses as well as winter harvesting will also be required. Other equipment such as ATVs and various tools will also be needed to ride and repair fence.

**SIGNIFICANCE OF BISON:** The Bison Valley Ranch herd will bring the Caddo Nation, not only a new venue toward economic development, it will also bring a path to better health through higher nutritional practices. It is imperative that in these days when the casino is no longer a viable resource of economic development we look towards future with a full understanding of the past. The buffalo, in times past, supplied the people with everything they needed. Bison provided food, clothing, housing, religious symbols, and trade goods. The Bison Valley Ranch herd can supply the people with those things again through the economic development that it will bring.



Pte Hca Ka, Inc.  
Cheyenne River Sioux Tribe  
Buffalo Corporation and Park Commission

Box 590  
Eagle Butte  
South Dakota 57625  
(605) 964-7812 voice  
(605) 964-7811 fax

**RECEIVED**

PROJECT: CHEYENNE RIVER SIOUX TRIBE  
DATE: JANUARY 2003  
COORDINATOR: PTE HCA KA, INC.  
PO BOX 590  
EAGLE BUTTE, SD 57625  
CONTACT: NARCISSE ROUSSEAU, INTERIM EXECUTIVE DIRECTOR  
PROJECT COST: \$950,000

JAN 30 2003

InterTribal Bison Cooperative

**GOAL:** The Cheyenne River Sioux Tribe has dedicated itself over the past decade in returning buffalo to the Reservation. The Tribe currently manages the largest Tribal herd in Indian country. However, there are many opportunities available that the Cheyenne River Sioux Tribe has not yet capitalized on. Several goals need to be reached in order for the Cheyenne River Sioux Tribe's buffalo herd to reach its maximum productivity. These goals are as follows: 1) Develop and capitalize on the (niche) organic, free-range buffalo meat market, tourism market and buffalo by-product market (i.e. hides, arts and crafts, etc.); 2) Maintain the existing buffalo facilities and make appropriate additions/revisions (i.e. fencing, corrals, slaughter unit); 3) Continue to implement sound, holistic and culturally respectful buffalo management practices; 4) Complete a reservation-based education component to the overall marketing/business plan for greater involvement of IHS/nursing/nutrition experts and facilities, as well as one that creates a reasonably inexpensive buffalo meat product for reservation residents. Upon achievement of these goals, the Cheyenne River Sioux Tribe will become a self-sufficient buffalo producer, providing both a cultural and economical resource to the Reservation. This will offer the Tribe the opportunity to improve the depressed socioeconomic conditions that currently exist on the Reservation.

**NEEDS:** Although the Cheyenne River Sioux Tribe is one of the leading Tribal buffalo producers in Indian country, several unmet needs exist that prohibit the Tribe from reaching the above-mentioned goals. Several personnel, including an Executive Director, shipping clerk, HACCP coordinator, and a meat processor, are needed by the buffalo program. In addition, office space and renovation is needed for the buffalo program. In order to enact the marketing plan fully, exhibit booths, point of purchase displays, and other high-quality marketing materials are required. We are also very near completing USDA certification of our buffalo slaughter facility, which will provide a direct measure of fulfilling our buffalo meat market goals; several unforeseen expenses have arisen with this task. The Tribe also needs assistance in training personnel to be qualified to operate the slaughter facilities. The Cheyenne River Sioux Tribe is on its way to leading Native American buffalo producers into the next decade; with assistance, the Cheyenne River Sioux Tribe's buffalo program will reach its goals for the buffalo herd and become a self-sustaining corporation.

**SIGNIFICANCE OF BUFFALO:** The relationship between the buffalo and the Lakota people has existed for an eternity. The buffalo have provided the Lakota people with a cultural and spiritual identity; they have also served as an economic foundation to the Lakota people. The buffalo are also accredited with serving our people as a healthy, plentiful food source. Nearly two centuries ago the buffalo came close to extinction. Now, through efforts by Native Americans and organizations such as the InterTribal Bison Cooperative, the buffalo have returned to the Reservations and the Great Plains. It is critical that we maintain and preserve our sacred relationship with the buffalo in order to ensure their existence to our future generations.

**PROJECT:** Comanche Tribe Bison Project

**COORDINATOR:** Comanche Tribe Bison Project  
Comanche Tribe  
HC 32 Box 1720  
Lawton, OK 73502

**CONTACT:** Michael Mithlo, Bison Manager

**PROJECT COST:** \$2,000,000.00

**GOAL:** The goal of the Comanche Tribe is restoration of the Buffalo on tribal lands through development of buffalo herds and related economic development projects. The long range goal of the Comanche Tribe is for the tribal herds to number five hundred animals. Buffalo may be the only feasible natural resource of the grasslands of the Great Plains. The bison will be utilized for cultural and ceremonial uses. The bison is known to possess many powers, one of which is an extremely healthy red meat alternative. In the future, when the herd reaches near their goal of five hundred animals. It is hoped that one day we will be able to use the bison to help fight diabetes and other dietary diseases of our people. Also when the tribal herds near the goal, the Tribal herds will reach a point of economic self-sufficiency and; further, to become economic development tool through the sale of buffalo meat and by-products, such as hides, heads, skulls, horns, and other products derived from buffalo.

**NEEDS:** The Comanche Tribe Bison Project requires the fencing of five pastures totaling 10,000 acres of pastureland, the development of several reliable water source on all pastures, the construction of a large corral on all pastures, and a portable squeeze chute for handling needs of the bison. In addition, the restoration of native vegetation and harvesting of supplemental winter hay requires tractors and appropriate attachments. A computer system and accounting supplies are needed to facilitate proper operation of the project. A 4x4 ATV with accessories is also needed for routine repairs of fences and general herd maintenance.

**SIGNIFICANCE OF BISON:** Since time immemorial, the bison was honored by the Native people of our tribe for providing them with the material and physical sustenance to survive. Today, the Native people remain undaunted in their efforts to return those life-giving qualities to the bison, in order to ensure the physical link to cultural and spiritual identity for future generations. The belief and philosophy of the community, on caring for the bison, is one of spiritual reciprocity. In a sense, caring for the bison ensures our survival and spiritual benefit, and allows us to grow and prosper all aspects as Native people.



Crow Nation  
Natural Resource Department

## Crow Tribe Executive Branch

Bacheeitch Avenue  
P.O. Box 159  
Crow Agency, Montana 59022  
Phone: (406) 638-3862  
Fax: (406) 638-3895

Carl Venne  
Chairman

Vincent Goes Ahead, Jr.  
Vice-Chairman

Larry Little Owl  
Secretary

Hubert R. Two Leggings  
Vice Secretary

Project: Crow Tribe  
Bison Project

Coordinator: Henry Rides Horse, Jr.  
Bill R. Eastman  
Phone: (406) 638-3752  
Fax: (406) 638-3889

Contact: Leroy Stewart

Project Cost: \$2,000,000

**Goal:** The goal of the Crow Agency Tribe Bison Project is to build the herd to 2,000 head of bison. Today, the herd numbers at least 1300 head of bison, thanks to the cooperative, efforts of InterTribal Bison Cooperative (ITBC), member tribes, through congressional appropriations, the ITBC has assisted the Crow Tribe with \$288,000 to build fences, corrals, cabin, and develop springs. The Crow Tribe would like to house a program that would train the members to develop better facilities, improve habitat, and provide bison herd management opportunities. The Crow Tribe will also develop Tribal Businesses, develop markets, value/added processing opportunities to increase earned income sources for our bison project self-supporting goals.

**Needs:** The Crow Tribe Bison Project needs to include corral expansion/holding pens, spring development, vehicle repair, cabins, cabin repair, labor and purchases or lease added acreage to attain our goals. The Crow tribe needs additional vehicles with two-way radios for communicating during round ups.

**Significance of Bison:** The Crow Tribe maintains and manages a bison herd since 1932, for cultural, ceremonial, traditional, religious, and economic values of the Crow people. The Crow Tribe has maintained a sacred relationship with bison for thousands of years. These bison are located on the Big Horn Mountains with the Big horn Canyon creating a natural barrier. The bison are considered wild game and are managed and harvested with the utmost respect. There is no supplemental feeding, chemicals, or antibiotics ever used. The result of living free on the range feeding on native grasses has created a disease-free herd.

**PROJECT:** Crow Creek Sioux Tribe Bison Project  
**COORDINATOR:** Crow Creek Department of Natural Resources  
**CONTACT:** Joe Shields  
Department of Natural Resources Buffalo Program  
Box 48  
Fort Thompson, SD 57339


**PROJECT COST:** \$374,000

**GOAL:** The goal of the Crow Creek Bison Program is to self-supportive through buffalo sales. The program should be able to support itself if we are able to develop our meat slaughter and sales from the herd. The bison program will then be able to function free of outside support and provide economic opportunities to Tribal members as well as provide healthy food to the people of our tribe.

**NEEDS:** The bison program needs to develop the opportunity to produce meat products from our bison for our people. We have to take the bison we slaughter long distances to the nearest slaughter facility. These facilities have been gradually closing down over the years and it is becoming harder to locate slaughter facilities that will process bison. We will develop our own slaughter facility to process bison as well as other game species from tribal members. We also need to expand our pasture and are in need of corral and fencing materials to complete the expansion.

**SIGNIFICANCE:** The bison has always been a significant part of our way of life. When we brought back the bison herd in 1994 we also brought back our culture. Today we are looking for the bison to provide a healthy food source to our people to help prevent heart disease and diabetes in our people.





## *Flandreau Santee Sioux Tribe*

### *Department of Natural Resources*

#### FY-2004 FSSTBRP CONCEPT NARRATIVE

**PROJECT:** Flandreau Santee Sioux Tribe  
Buffalo Restoration Program

**COORDINATOR:** Scott Anderson, Director  
Natural Resources Department  
Flandreau Santee Sioux Tribe

**CONTACT:** Art Schmidt, FSSTBRP Buffalo Herd Manager

**PROJECT COST:** \$250,000.00 dollars

**GOAL:** The Flandreau Santee Sioux Tribe Buffalo Restoration Program (FSSTBRP) is in its tenth (10) year established in 1992. Currently the FSSTBRP has a herd of 56 head. The FSSTBRP has established a five (5) year plan, beginning in 2003, with a goal of reaching approximately 200 head of Buffalo by the year 2008.

**NEEDS:** Today, the Mdewakatonwan Dakota of Flandreau South Dakota seeks to supplement the dietary needs of our people, today with diabetes very prevalent within our tribal community we seek to cooperate with the Flandreau Santee Sioux Tribal Commodity Distribution Program to distribute buffalo meat to our diabetics with the guidance of the FSST Diabetic Program. In addition the FSSTBRP seeks to market our buffalo meat to markets across Turtle Island (American Continent) and abroad.

**SIGNIFICANCES OF BUFFALO:** The Mdewakatonwan Dakota, which the Flandreau Santee Sioux Tribe originates from, have centuries old oral history of hunting buffalo across our traditional hunting domain in the Dakotas, Minnesota and Iowa

**PROJECT COST:** \$250,000.00 dollars for the FSSTBRP FY-04 would be budgeted towards salaries, fencing materials and any supplemental feeding due to the drought conditions in the upper plains region.

Pidamiya, (thank you)

**PROJECT:** Fort Belknap Indian Community - Buffalo Project

**COORDINATOR:** Fort Belknap Tribal Natural Resources  
RR1 Box 66, Harlem, Mt. 59526

**CONTACT:** Chris "Smiley" Gardipee

**PROJECT COST:** \$500,000

**GOAL:** Fort Belknap Bison Project has developed a herd over 700 head of free ranging, grass fed buffalo. The support of this herd is on a pasture consisting of 13,000 acres to Tribal and lease land. The Tribes have purchased a Slaughter Plant and will be upgrading to handle buffalo and allow for other tribes to process their buffalo as well. There are specific areas that the Fort Belknap Buffalo Program will endeavor to accomplish now and in the future of the Project.

- 1) Revive and Support the historic use of the Buffalo by our ancestors, primarily Spiritually, Culturally, and Economically.
- 2) Supply Meat and by-products, primarily to Tribal members and secondary to other individuals.
- 3) Serve as an educational environment for people of all ages and nationality.
- 4) Revive pride in ownership and provide employment.

The Fort Belknap Bison Project will provide Tribal members with economic and ecological potentials, while re-establishing the prairie ecosystem and cultural ties to the Bison.

**NEEDS:** The Fort Belknap Bison Project will request cost sharing of salaries for manager and temporary help, Fencing materials, Well drilling and Corral and Facilities upgrade, veterinary services, buffalo management training, travel, consulting services, meat processing equipment and freezers.

**SIGNIFICANCE OF BISON:** Since time immemorial, the Buffalo were the mainstay of the "Indian lifestyle". The Buffalo provided food, shelter, clothing, spiritual, and a host of other Cultural necessities for the Indian people throughout the Great Plains. As the "White Man" moved westward, one tactic that was used to conquer the Indians was the eliminate the Buffalo. Unfortunately, they were entirely successful and we became like the white man, dependent upon agriculture/pastoral endeavors to maintain a life within our diminished homelands (reservations). Through acculturation, we as a people lost a connection with the strength that our forefathers received from the Buffalo. The Buffalo were removed from our economy, culture, and religion, until the last vestige of what was once millions upon millions of Buffalo that roamed the Great North American Continent was less than 1,000 total in the United States of America. Through the foresight of a very few individuals, the Buffalo were saved from extinction, but the once vast territory that they occupied was taken over by domestic animals. It is under these constraints that we must maintain Buffalo herds that are economically, environmentally and culturally viable.

FORT PECK ASSINIBOINE & SIOUX TRIBES  
Office Of Natural Resources  
Department Of Fish And Wildlife

**PROJECT:** Fort Peck Tribal Buffalo Project

**COORDINATOR:** Bison Manager  
HC 63 Box 2012  
Poplar, Montana 59255

**CONTACT:** Valarie Smith  
406-448-2278

**PROJECT COST:** \$725,000

**GOAL:** The goal of the Fort Peck Tribal Bison program is to build the bison herd to 500 animals, become economically self sufficient, and rebuild our spiritual and physical health.

**NEEDS:** The Fort Peck Tribal Bison program requires 20,000 acres of grazing land with bison quality fencing, reliable water sources developed and minimal development of supplemental feed source. While these needs are crucial, so is the equipment with which to harvest the supplemental feed, maintain the water sources and the fences, and the labor with which to accomplish these tasks. Veterinary needs include routine parasite control and burcellosis testing, and the ability to identify individual animals by weight and production history.

The current economical environment appears rather bleak resulting in a need for innovative marketing strategies and low cost processing and disbursement.

Health issues of the Native peoples have exponentially multiplied with the introduction of the European diet. It is the need of the Native peoples to return to a healthier way of life through return to the traditional diet.

**SIGNIFICANCE OF THE BISON:** The health and well-being of Native Americans and the bison are undeniably linked; as the bison numbers have declined so to have the number of Native Americans. Disease and corruption have brought both to near extinction. Spiritually the bison are our family, spirit guides and leaders; physically they are our sustenance.

**HO-CHUNK NATION  
HERITAGE PRESERVATION DEPARTMENT  
BISON PROJECT**

Ph. (608)739-3360 or 3568

Fax (608)739-4387

*Muscoda Bison Prairie I*

*33502 Sand Lane*

*Muscoda, WI 53573*

**FY 03-04 CONCEPT PAPER**

COORDINATOR: CECIL GARVIN, BISON PROJECT MANAGER

PROJECT COST: \$572,000.00/ANNUALLY/4 YEARS

**NARRATIVE**

The Ho-Chunk Nation began its Bison Prairie One Project in 1994 with the return of four bison to Ho-chunk lands. The Nation has increased the herd numbers, through the InterTribal Bison Cooperative to 163. The Nation is currently supplying bison meat to Tribal Members via the diabetes management program under the Nation's Health Department. The current phase of the project includes the continued expansion and fencing of rotational grazing acreage and holding facilities. The Nation is developing its first 640 acre farm, (BISON PRAIRIE 1), under the rules of organic farming with the intent of achieving full certification. The cost of the project will exceed two million dollars over the next four fiscal years. Additional acreage is being sought.

**GOAL**

The ultimate goal is to develop a viable business venture for the Nation, while conserving the cultural importance of the site and the bison for future generations.

**CONCLUSION**

The Ho-Chunk Nation will establish a quality facility as an investment for future generations.



## Iowa Tribe of Oklahoma

R.R. 1, Box 721  
Perkins, Oklahoma 74059  
(405) 547-2402  
Fax: (405) 547-5294

JANUARY 29, 2003

**PROJECT:** InterTribal Bison Cooperative

**COORDINATOR:** Renee' Prince, Council Person  
Iowa Tribe of Oklahoma  
R.R. 1, Box 721  
Perkins, Oklahoma 74059


**CONTACT:** David Nash


**PROJECT COST:** \$68,679.00

**GOALS:** The goal of the Iowa Tribe of Oklahoma is to build our herd to 100 head of Bison. Today, the herd numbers 24 head. With the assistance of the InterTribal Bison Cooperative, the Tribe, through prior congressional support, hopes to improve our Bison program. The program will provide cultural, ceremonial uses, tribal food programs, and economic stability. Bison meat is an extremely healthy red meat alternative. One day, we will be able to use the Bison to help fight diabetes and other dietary diseases of Native American people. When we reach our herd goal, we will have surplus meat and can utilize the meat as an economic avenue to make the Iowa Tribe of Oklahoma Bison Project self-sufficient from external financial needs.

**NEEDS:** The Iowa Tribe of Oklahoma Bison Project requires fencing of 440 acres of pastureland consisting of a large corral and squeeze chute for the handling needs of the Bison. In addition, training and veterinarian assistance, as well as general program maintenance will be needed to insure a healthy, productive herd.

**SIGNIFICANCE OF BISON:** The Native American people have honored Bison for many years providing them with material and physical sustenance to survive. Today, the Native American people remain undaunted in their efforts to return those life-giving qualities to the Bison in order to ensure the physical link to cultural and spiritual identity for future generations. Caring for the Bison ensures our survival and spiritual benefit and allows us to grow and prosper in all respects as Native American people.

  
Lawrence Murray, Chairman



*Lower Brule Sioux Tribe*  
*Department of Wildlife, Fish and Recreation*

P.O. Box 246  
Lower Brule, South Dakota 57548

Phone 605-473-5666

**PROJECT:** LOWER BRULE SIOUX TRIBE BISON PROJECT

**COORDINATOR:** LOWER BRULE SIOUX TRIBE  
DEPT. OF WILDLIFE, FISH AND RECREATION  
P.O. BOX 246  
LOWER BRULE, SOUTH DAKOTA 57548

**CONTACTS:** BEN JANIS, PROGRAM DIRECTOR  
MATTHEW LEWIS, BIOLOGIST

**PROJECT COST:** \$97,500

**GOAL:** The Lower Brule Sioux Tribe has been successful in re-establishing a bison herd over the past 20 years. This culturally important animal has been missing from the tribal landscape since the late 1800's. Along with renewing cultural, religious and aesthetic values for our people, the presence of bison on the Reservation has allowed the growth of economic developments that are crucial to the success of the Tribe. Our goal is to firmly re-establish the bison herd in all aspects of the tribal community, lifestyle and economics. This will be done through a combination of modern wildlife management techniques with sensitivity to Lakota tradition and consideration of current needs of the tribal community. We feel that in the near future, our bison management program will be self-sufficient and will benefit the Lower Brule people as well as the surrounding communities.

**NEEDS:** The Tribe continues to expand its existing bison herd. The Tribe needs to hire a bison caretaker, replace the gates in the Big Game Unit bison pasture, buy panels for a portable pen and a loading chute, and build a cold storage building for storing our tractors, vehicles and equipment. This project is to maintain and expand our bison herd. Once this is completed, the Tribe can continue with its goals of having a self-sufficient bison management program that will feed our tribal people, renew our cultural relationship with the sacred animal and provide much needed income for our tribe.

**SIGNIFICANCE OF BISON:** The relationship of the bison to the Lakota people has existed for millennia and is crucial to the cultural, spiritual and economic well-being of each individual tribal member as well as to the Tribe as a whole. The detrimental effects of the near extermination of the bison are still being felt today in almost every aspect of our community. Bison are a crucial link to our ancestors and to the restoration of our cultural and spiritual identity, as well as to provide a much-needed economic base. It is absolutely essential to the future of this Tribe that we maintain and enhance this relationship through sound management so that future generations will benefit from the strength of the bison.



Post Office Box 270  
 Santa Ysabel, CA 92070  
 Phone (760) 782-3818  
 Fax (760) 782-9029

January 28, 2003

**Project:** Mesa Grande Band of Mission Indians  
 Bison Restoration Process

**Contact:** Mike Linton, Buffalo Director  
 PO Box 270  
 Santa Ysabel, CA 92070

**Project Cost:** \$284,000

**Goal:** The goal of the Mesa Grande Band Bison Restoration is to develop the infrastructure of the available tribal lands in order to maintain a herd within the carrying capacity of the developed areas. At present the Tribe has 900 acres in various stages of development. The final carrying capacity will be determined by the amount of range improvements made to the pastures. The herd is being developed for use as an educational tool for the tribal members as well as for cultural uses. A long-term goal is a bison meat distribution program for the diabetes patients. The herd will be managed in a manner which will allow those goals to be met while still remaining financially self-sufficient.

**Needs:** The Project needs is as follows:

1. Fencing
2. Buffalo Purchase
3. Training
4. Equipment
5. Vet Services
6. Supplemental Feeding
7. Storage Shed/Barn
8. Labor

**Significance of the Bison:** The bison have been an integral part of the Mesa Grande Band lifestyle forever and have become a symbol for the tribe's journey through life. The fall of the bison coincided with the decline of the Native American's lifestyle and it is believed that restoration of bison will strengthen the cultural ties of the tribe's and allow them to overcome decades of problems associated with having to live an alien lifestyle.



**MODOC TRIBE OF OKLAHOMA**

515 G Southeast  
Miami, Oklahoma 74354  
918-542-1190 • FAX 918-542-5415

**MODOC TRIBAL BISON PROJECT**

**Project:** Modoc Tribe of Oklahoma Bison Project

**Coordinator:** Modoc Tribe of Oklahoma  
515 "G" Street Southeast  
Miami, OK 74354

**Contact:** Phill Follis, Land Manager

**Project Cost:** \$750,000

**Goal:** The goal of the Modoc Tribe Bison Project is to build a herd of 200. This would require more pastureland to support the herd. Today we have 50 bison thanks to the efforts and assistance of the ITBC through congressional support, as well as the National Park Service Refugees. It is our goal to have a large herd that is healthy and self-supporting. The Modoc Tribe is committed to this goal by acquiring more land that will be for the bison project only. We also would like the herd to be self sufficient to provide a natural nutritional source of food for the Native Americans. With the efforts of the ITBC the Modoc Tribe will be blessed with a today and tomorrow.

**Need:** With the expansion of land, the Bison Project will require more fencing and construction of handling facilities consisting of chutes, corrals and pens. The project plans to restore the native grasses for harvesting supplemental winter hay and feed. This will enable our bison to be in a healthier environment. An all terrain vehicle is needed for feeding, transporting and general facilities maintenance.

**Significance of Bison:**  
  
The Indian People honored the bison for providing them with the material and physical sustenance to survive, and to be able to provide a natural nutritional source of food for the people. The People remain undaunted in their efforts to return those life-giving qualities to the bison. The belief and philosophy of Indian Country, on caring for the bison is spiritual. That belief allows us to grow and prosper in all respects as Indian People to be blessed with today and tomorrow.





ROUTE 1, P.O. BOX 117-BB \* TELEPHONE: 505-455-2036 \* FAX: 505-455-2038 \* NAMBE PUEBLO, New Mexico 87506

NP2003-030

**Project:** Nambé Pueblo O-Ween-Ge Buffalo Program

**RECEIVED**

**Coordinator:** Nambé Pueblo Buffalo Project  
Rt. 1 Box 117-BB  
Nambé Pueblo, NM 87506  
(505) 455-2036 ext. 21

JAN 30 2003

InterTribal Bison Cooperative

**Project Contact:** Benjamin Yates, Buffalo Keeper

**Project Cost:** \$170,248.00

**Goal:** The goal of the Nambé Pueblo Buffalo Program is to build the tribal herd to over 40 head of buffalo. Today, the herd numbers 21 head thanks to the efforts and assistance of ITBC thru congressional support. Buffalo provide the tribe with a healthy red meat, which we hope will one day help to fight diabetes and other dietary diseases of Indian people. When our herd reaches 40 head we will have extra to our needs and will begin to use some as economic path to make the buffalo program self-sufficient.

**Needs:** The program requires fencing 100 new acres of tribal land and the development of reliable water source for these lands. Nambé, being an arid land has little grazing in comparison to other northern tribes therefore supplemental feed must be raised and stored for drought and winter months. Tractor and truck fuel is a must along with maintenance of the machines. The program is in need of a 4X4 ATV with accessories is need for routine fence repair and general herd maintenance, native grasses and alfalfa grass oat seed and fertilizer are needed. A 4X4 truck and heavy-duty trailer will be needed to haul hay bales, fencing and materials. The bison project will erect jobs and aid the fight for tribal water rights.

**Significance:** Since time immemorial Nambé has paid respect to the bison thru dance and song. Although Nambé people never seen a buffalo on tribal lands for many generations they continue to dance and carry on prayer. In 1993, five bison arrived in Nambé. Today the native people enjoy a herd of bison, which will ensure the physical link to the cultural and spiritual identity for future generations.



## NORTHERN CHEYENNE TRIBE

P.O. Box 128  
LAME DEER, MONTANA 59043



January 29, 2003

**Project:** Northern Cheyenne Tribe  
Buffalo Project

**Coordinator:** Northern Cheyenne Tribe  
P.O. Box 128  
Lame Deer, MT 59043

**Contract:** Dennis D. Limberhand, Project Manager 

**Project Cost:** 80,000.00

The Northern Cheyenne Tribe has a total of 125 buffalo and plan to increase the herd by developing the 5,000 acre Moreland ranch Property. NRCS cost share funding has been awarded for fiscal year 2003 for this project. In addition outside funding and/or donations will be pursued to assist with financing construction and improvement projects.

The Northern Cheyenne Buffalo Project's goal is to provide a minimum of 50 animals per year to be used locally. Organize representatives from the Elderly, Diabetic, Ceremonial, Traditional, and Spiritual leaders to conduct a local needs assessments which will in-turn assess and quantify long term needs. This past year the Tribe butchered 40 head for local use in all areas mentioned.

**Short term goals:**

1. Develop approximately 5,000 acres of Moreland Ranch Property with fence and water improvements.
2. Upgrade existing pasture fence (2,000 acres) and install an electric boundary fence.
3. Reconstruction of holding pen facilities.
4. Spring water development in existing pasture, two locations.
5. Demonstrate traditional forms of butchering and food preparation.
6. Employ 1 full time manager position.
7. Develop a bison education curriculum in the local schools and tribal college.

**Long term goals:**

1. Expansion of the buffalo herd to meet tribal demand (200-500 animals).
2. Develop nutrition and health programs utilizing Northern Cheyenne grown buffalo.
3. Implement bison education curriculum into school systems.
4. Re-introduce buffalo use in all traditional ceremonies.

## OMAHA TRIBE OF NEBRASKA

P. O. Box 368  
Macy, Nebraska 68039

**EXECUTIVE OFFICERS**  
Donald F. Grant, Chairman  
Valentine Parker, Jr., Vice-Chairman  
Doran Morris, Sr., Treasurer  
Eleanor Boxler, Secretary



(402) 837-5391  
FAX (402) 837-5308

**MEMBERS**  
Clifford R. Wolfe, Jr.  
Orville Cayou  
Gregory L. Spears

**PROJECT COORDINATION:** Omaha Bison Project: A Program of the Omaha Tribe of Nebraska

**CONTACT:** Mike Tyndall, Game Warden, Omaha Wildlife and Parks

**PROJECT COST:** \$300,000.00

**GOALS:**

The Mission of the Omaha Bison Project (OBP) is to restore bison to the Omaha Indian Reservation in a manner that is compatible with our spiritual and cultural beliefs and practices.

**PROJECT OVERVIEW:**

The OBP utilizes pastures at Big Elk Park and near the Omaha Casino to handle the bison herd. The project purchased two bison calves last summer and is obtaining five more calves donated by a local bison producer. The OBP can use bison handling equipment and portable corrals provided by the nearby Winnebago Bison Project, on an as needed basis. Under the Inter Tribal Bison Cooperative guidelines, we are considered a Start-Up Project. The Omaha Reservation contains numerous acreages of native grasses suitable for the development of bison pastures.

Presently, the Four Hills of Life, Wellness Program works with the Winnebago Bison Project, Bison Caretaker on health related issues, and prevention of Type 2 diabetes.

**PROJECT NEEDS: U'MON'HA TRIBE**

The OBP will work with the Winnebago Bison Project to develop and overall bison pastures and facilities plan and a basic management plan. Parts of the plan include the renovation of new and existing acreages, installing bison fence, preparing grounds for the addition of bison handling facilities, as preplanned and designed for the refuges.

**SIGNIFICANCE OF BISON:**

Bison are of major significance and one of the primary clans of the Omaha Tribe is the Buffalo Clan, and its members provide leadership to our Tribe.

Several years ago, the Omaha Nation School took students, teachers, and tribal elders, and followed the route tribal members took in our last buffalo hunt in the 1850's. We traveled all the way to near Scott City, Kansas a distance of over 400 miles. Our students learned a lot about the spiritual and cultural practices of the tribe, and the difficulties of the lives of our ancestors.

01/29/03 WED 13:03 FAX 920 833 2558 ONEIDA FARMS  
**Oneida Tribe of Indians of Wisconsin**

Post Office Box 365



Oneidas bringing several hundred bags of corn to Washington's starving army at Valley Forge, after the colonists had consistently refused to aid them.

Phone: (920) 869-2214



Oneida, WI 54155



UGWA DEMOLUM YATEHE  
 Because of the help of this Oneida Chief in cementing a friendship between the six nations and the colony of Pennsylvania, a new nation, the United States was made possible.

January 31-2003

**PROJECT:** Oneida Nation Phase III Bison Project

**COORDINATOR:** Oneida Tribe of Indians of Wisconsin  
 Po Box 365  
 Oneida WI 54155  
 1-920-833-7952

**CONTACT:** Mrs Patricia A. Cornelius, Manager  
 Oneida Nation Farms  
 N6010 CTH C  
 Seymour WI 54165

**PROJECT COST:** \$125,000.00

**GOAL:** The Oneida Tribe of Indians Bison Project desires to expand Oneida Bison Project and is a step closer in developing an opportunity for the Oneida Tribe to improve the health and general welfare of our Tribal members, to self-sufficiency, self-sustenance and support our cultural gatherings. We are hoping to acquire a herd of Bison from other tribes and to re-introduce these products back into our native diets.

**NEEDS:** The Oneida Nation Farms/Agriculture Center will need additional facilities to expand our present project to a continuous expansion, such as a facility for our process Bison Meat. Expansion of the herd means we are now short of taking the Bison Project to enter into a economic level. The Oneida Tribe would be able to offer Healthy Bison meat to its membership.

**SIGNIFICANCE OF BISON:** The Bison kept our Native American people from extinction, and so the Native People are the Care Takers of Mother Earth. It's now our responsibility to return the Bison to our land and people for the future seven generations. The Oneida Tribe has realized the need to further continue to diversify by expanding a herd of Woodland Bison on our reservation. Like the eagle, the bison is a symbol of power for Native American. It symbolizes the strength of a people, and has been a way of life for the Native American Indian since creation.

607

From:  
The Office Of The  
Picuris Pueblo Governor



Picuris Pueblo  
P.O. Box 127  
Penasco, New Mexico  
87553  
(505) 587-2519  
FAX (505) 587-1071

**PROJECT:** Picuris Pueblo Bison Project

**COORDINATOR:** Bison Manager  
Pueblo of Picuris  
P.O. Box 127  
Penasco, New Mexico 87553

**CONTACT:** Danny Sam

**PROJECT COST:** \$1,000,000 - FY 04

**GOAL:** The goal of the Pueblo of Picuris is to increase the tribes bison herd to 200 head, establish the herd as a resource for acquiring breeding stock and meat products for nutritional programs and sale, sale of hay to create a self-sufficient program, and introduce a food resource that the community can have readily available. This includes products for cultural purposes such as hides and skulls. The tribes intentions are to maximize land use for bison grazing and hay production, creating employment that will support our culture toward a self-sufficient program. We will also see a growing interest in agriculture/ranching from our younger tribal members

**NEEDS:** Picuris Pueblo is not a gaming tribe. In order for us to reach our goal our project requires fencing of 500+ acres for grazing and restoration of native vegetation to create future grazing for our bison. Operational costs for farm equipment and irrigation systems are necessary for the harvesting of hay/alfalfa and general herd maintenance. A 4x4 truck and infrastructure are needed for meat processing when harvesting bison for sale and community distribution.

**SIGNIFICANCE OF BISON:** For hundreds of years the Native Americans have relied on the bison for survival, Picuris included. Hunters from Picuris traveled east along the Rio Pueblo in Northern New Mexico to the plains to harvest bison. It was a long journey that provided the tribe with meat for the winter months. Since the Spanish arrived in the 1500s, the herd in the tribe's traditional hunting area decreased over time and mobility was restricted, resulting in the eventual elimination of this important food source. Today, we are raising bison in the mountains at 7,500'. Our tribe has been able to reintroduce bison to our community and has contributed to the continuance of our traditional dances and songs.

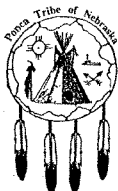
**PROJECT:** Pueblo of Pojoaque Bison Program  
**COORDINATOR:** Pueblo of Pojoaque Bison Program  
**CONTACT:** Jim Pierce, C.O.F/ Senior Editor Advisor

**PROJECT COST:** \$250,000

**GOAL:** The goal of the Pueblo of Pojoaque Bison Program is to develop and manage a herd of 25 animals that respects the culture and tradition of the buffalo in the tribe's history. The Bison program has and will continue to bring pride to the Pueblo members. The program is utilized in the education of the Pueblo's youth in the preservation of and respect for the buffalo and the role it serves in the tribe's history, tradition and annual feast activities.

**NEEDS:** The Bison program needs to complete a fencing project of 780 acres with appropriate gates and security equipment for protection of the animals. The water system, also, needs to be completed with drinking trough and storage tanks. A barn/living quarters need to be completed for storage of supplies and housing for Bison. Administration and financial computer hardware and software need to be purchased and installed for proper management and financial controls for administration purposes of the program.

**SIGNIFICANCE OF BISON:** The Bison has served as a component part of the culture and tradition of the Pueblo of Pojoaque. Buffalo dances and various traditional activities honor the Bison that insures the Pojoaque members' connectivity of tradition for the children and future generations to come.




---

**Ponca Tribe of Nebraska**

 1701 'E' Street  
 Lincoln, NE 68508

 402 438-9222  
 FAX: 402 438-9226

**PROJECT:** Ponca Tribe of Nebraska Bison Project

**COORDINATOR:** Larry Wright Jr., 1701 E Street, Lincoln, NE, 68508.  
 Phone (402) 438-9222, Fax (402) 438-9226.

**CONTACT PERSON:** Aaron Boucher, same address & phone number.

**PROJECT COST:** \$68,377.00

**GOAL:** The Ponca Tribe of Nebraska, which became federally recognized in 1990, is in the process of reintroducing a bison herd back to the Niobrara, Nebraska area (the ancestral homelands of the Ponca Indians). The tribe currently has a small herd of 65 animals in two separate acreages. We are involved in a long-range planning process that will include the necessary facilities to handle and manage our herd.

**NEEDS:** We are seeking funding so that we continue our bison program. We need funding for a new pickup and stock trailer; fencing additional property; removing unwanted cedar trees and honey locust trees from the pastures; introducing cold & warm season grass species to extend the grazing season; numerous land improvements; marketing (including tourism); and adding a new water system that will help provide clean water to the herd (including recharging a well). In addition, we will need materials to assist the Tribal Bison Manager in supplemental feeding (particularly during the winter months).

**SIGNIFICANCE OF BISON:** As was true with most of the Missouri Valley Tribes, the economic base of the Ponca rested upon a combination of hunting, fishing, gathering, and horticulture. Hunting, being the most exciting of these activities, was accorded the highest prestige in Ponca culture.

The principal animal hunted by the Ponca was the bison. There were two of these tribal hunts each year, one in the late spring or early summer, the other in the fall. Their length depended upon the success of the hunt. Both were surrounded by ceremonial observations that were designed to obtain supernatural favor. These hunts were sacred to the Ponca because they depended upon the buffalo for their winter store of dried meat. The Ponca also depended on the bison for clothing, shelter, tools, medicine, and spiritual & religious purposes.

**RECEIVED**

**PRAIRIE BAND POTAWATOMI NATION BISON PROGRAM**  
14880 K ROAD  
MAYETTA, KS 66509  
PHONE: 785-966-2375 FAX: 785-966-2693

**PROJECT:** The Chaney Project

**COORDINATOR:** Prairie Band Potawatomi Nation  
14880 K Road  
Mayetta, KS  
Phone: 785-966-2375 Fax: 785-966-2693

**CONTACT:** Tim Ramirez, Director  
Alan Pahmahmie, Herd Manager

**PROJECT COST:** \$270,000.00

**GOAL:** The goal of the Prairie Band Potawatomi Nation is to designate a section of property located in the Center (middle) of the reservation for a Bison preserve. The preserve will have a in and area consisting of 520 acres. The fencing project will require 10 miles interior and exterior fence. Within the perimeter fence we plan to install 5 miles of 5-strand high tinsel electric fence and a corral system. The project will consist of phases that will take approximately 2 years until final completion. The pen located on this property will be a new addition to the existing bison program.

**NEEDS:** We are requesting financial assistance for the installation of 5-strand high tinsel electric fence for the interior of 5 miles. Also for the land, exterior fence work of 5 miles, bobcat work, and dozer work needed.

**SIGNIFICANCE OF BISON:** The bison of the reservation provide educational opportunity to our youth program, Head Start program, and our Community. With the bison returning back to the reservation it gives our elders hope, that their cultural significance will be preserved for future generations. Valuable knowledge is gained from the bison as well as the natural surroundings of their preserve. The meat of the bison has been introduced back into the diets of our native people. This is accomplished by using bison meat for ceremonial Gatherings, community gatherings as well as special requests from neighboring less fortunate tribes. They have great strength to our tribal nation spiritually since we placed here to live together as one. The spirit of the bison is very strong in our ceremonial beliefs. Historically they were nearly brought to extinction by senseless slaughter. We pray for the return of the bison for all native tribes.



## CONCEPT PAPER



**PROJECT:** Prairie Island Dakota Community Tatanka Project  
**COORDINATOR:** Prairie Island Dakota Community  
ATTN: Art Owen, Herd Manager  
5636 Sturgeon Lake Road  
Welch, MN 55089

**CONTACT:** Art Owen, Herd Manager  
Bridget Saice-Childs, Contracts/Grants

**PROJECT COST:** \$ 250,000.00

**GOALS:** The goals of the Prairie Island Dakota Community Tatanka Project are:

- 1.) To develop a diabetic diet with the Tribal Health Clinic in order to provide the community members who have diabetes (60%) with a healthier diet, by using buffalo and other foods that our people consumed prior to the European invasion. The Mayo Clinic will assist us in documenting the health effects a more culturally appropriate diet has on diabetic patients.
- 2.) To ensure the physical link to cultural and spiritual identity for future generations.

**NEEDS:** The community's buffalo herd has been in existence since 1992, beginning with only 1, and numbering 22 today. The Tribe purchased and designated 187 acres for the Tatanka project. The project has continued to survive only through the help of community volunteer services and tribal monetary donations. The Tribal Council appointed Mr. Art Owens as the official Herd Manager for the Tatanka Project, and, in doing so, has also accepted the project under the responsibility of the Tribal Government. The Bison and our people no longer have the freedoms we once enjoyed, we are kept "fence in" and are forced to survive by European standards. These standards require monetary support. The Tribe request assistance from the Inter Tribal Bison Cooperative to support our Tatanka project.

**SIGNIFICANCE OF BISON:** Since time immemorial, the Tatanka (buffalo) was honored by the Dakota people for providing them with the material and physical sustenance to survive. Today, the Dakota people remain undaunted in their efforts to return those life-giving qualities to the Tatanka, in order to ensure the physical link to cultural and spiritual identity for future generations. The belief and philosophy of the Community, on caring for the buffalo, is one of spiritual and physical reciprocity. In a sense, caring for

**PROJECT:** Rosebud Sioux Tribe Buffalo Project

**COORDINATOR:** Department of Game, Fish & Parks  
PO Box 430  
Rosebud, SD 57570

**CONTACT:** Leonard Two Eagle, Assistant Administrator

**PROJECT COST:** \$70,000

**GOAL:** To become a self sufficient Bison Management Program.

**OBJECTIVES:** A. Bison Herd Restoration and Expansion  
B. Sustainable Ecosystem  
C. Lakota Spiritual and Cultural Inclusion  
D. Development of Health and Wellness Nutrition

**NEEDS:** The tribe's Buffalo Project is in need of machinery to include a tractor, mower, baler, and horses to be used exclusively for operating the project. Recently, the tribe was awarded a previous grant that resulted in the fencing of an additional pasture however, the extreme terrain of the new pasture required more attention in various areas resulting in special or more supplies affecting the previous funding.

**SIGNIFICANCE OF BUFFALO:** There are many stories relating to the significance, one of our Lakota Creation Stories, include a story where all of the animals had a race around the Black Hills to include a human being. It was understood that the winner of this race would earn the right to control all of the others. In the story as it turned out a magpie rode on the back of the buffalo, while the buffalo started to become tired the magpie flew off the buffalo, quickly flying off in front of the buffalo winning the race on behalf of all the others. Part of the agreement was that should the bison lose the race then the bison give himself to the people. History also told the story of the White Buffalo Calf Women that brought the sacred pipe to the people. As a commitment of the Rosebud Sioux Tribe, the tribe has recently expanded its buffalo pasture, of which the bison have already been released into their new grazing land. The tribe is again looking at reserving even more land for the Bison Project. Our tribe is continually striving to meet its' goal of a self-sustainable Bison project.

**ROUND VALLEY INDIAN TRIBES**  
*A Sovereign Nation of Confederated Tribes*

TRIBAL COUNCIL OFFICE  
 POST OFFICE BOX 448  
 COVELO, CALIFORNIA 95428  
 PHONE: 707-983-6126  
 FAX: 707-983-6128



LOCATION: ON STATE HWY 162  
 ONE MILE NORTH OF COVELO  
 IN ROUND VALLEY  
 TRIBAL TERRITORY SINCE TIME BEGAN

ROUND VALLEY RESERVATION ESTABLISHED 1856

**Project:** Round Valley Indian Tribes Bison Project

**Coordinator:** Charles Thompson, Natural Resource Manager  
 P.O. Box 277  
 Covelo, CA. 95428

**Contact:** Stanford Britton

**Project Cost:** \$20,000

**Goal:** The immediate goal of the Round Valley Indian Tribes (Tribes) Bison Project is to improve the pasture and construct fencing that will allow an increased herd carrying capacity. This will enable the Tribes to eventually increase the herd size to 100 animals or more. Over the years the Tribes has identified over 2,000 acres of land to be used, if needed, for the bison herd. Today, the herd numbers 18 head, thanks to the assistance of the InterTribal Bison Cooperative through prior congressional support. The bison herd is being developed to provide educational resources, cultural uses, ceremonial uses, and very importantly, economic stability. Bison are known to possess many powers, one of which is an extremely healthy red meat alternative. In the future, we hope to have bison surplus to our needs, and we may then begin to utilize the bison as an economic avenue to make the Round Valley Indian Tribes Bison Project self-sufficient, and provide an economic enterprise for the entire community to benefit from.

**Needs:** The bison project requires farming and planting of permanent pasture on 50 acres of existing pasture land in relatively poor condition, as well as cross fencing to allow rotation of animals on the newly farmed and planted pasture land. To achieve this immediate need, farming implements must be purchased, farming and planting accomplished, and fencing constructed after the purchasing of necessary fencing materials.

**Significance of Bison:** Bison are respected and honored by the Round Valley Indian Tribal Members. Bison provides native people spiritual and material cultural links to their past, and also provides a sense of well being and hope for the future. Over the years, the Tribes have shown great support for the bison herd by voting to incorporate the Bison Project into the Agriculture element of the Natural Resources 638 Contract, constructing pens, and building a barn to store hay to feed the animals.



P.O. BOX 1099  
 SAN JUAN PUEBLO, NEW MEXICO 87566  
 PHONE (505) 852-4400  
 FAX: (505) 852-4820

## San Juan Pueblo Bison Concept Paper

**Date:** February 4, 2003

**Project:** San Juan Pueblo

**Coordinator:** Robert Krantz  
 P. O. Box 1099  
 San Juan Pueblo, New Mexico 87566

**Contacts:** Earl Salazar, Governor  
 Louis Cata, 2<sup>nd</sup> Lieutenant

**Project Cost:** \$70,000

**Goals:** San Juan Pueblo is very much interested in expanding its bison herd to 25 head, but we need to expand the grazing area by 40 acres and start growing our own feed to sustain the herd. We propose to fence this additional acreage and we need farming equipment to put some of the farm areas leveled by the Bureau of Indian Affairs for the tribe. The San Juan Tribal Council is in full support of this action.

**Needs:** To fulfill our needs the Tribe is requesting to construct 2 miles of 5-strand electric fence plus labor, purchase a 70 horsepower tractor, mower conditioner, and baler. The tribe also needs a 24-foot, two-axle flatbed trailer and a 16 foot stock trailer.

**Significance of Bison:** The Pueblo of San Juan continues to sustain a herd of 15 head. The relationship with bison has been in existence for several hundred of years. Since the return of the buffalo to the reservation, it has brought a much stronger cultural tie amongst our tribal members and re-opened the bridge to the past. The bison has restored a vital link to our Pueblo for religious, cultural, and ceremonial purposes. Our tribe is organized into two clans, the summer and winter clans. The buffalo dance is a traditional dance of our Pueblo people; ceremonies revering the buffalo handed down to us by our forefathers are still religiously performed to this day. It is essential that we maintain and preserve this relationship, so that future generations will know the importance of the buffalo.

Page 2  
Continuation  
San Juan Pueblo Bison Concept Paper

This concept paper is submitted late because the new administration elected in 2003 was not aware of the urgency and deadline for getting this concept paper submitted on time. The Governor's staff is still trying to get situated and caught up with programs. We respectfully ask that this concept paper be accepted based on the conditions aforementioned.

**PROJECT:** Buffalo Program

**BISON CARETAKER:** Pueblo of Sandia  
PO Box 6005  
Bernalillo, New Mexico 87004

**CONTACT:** Leroy J. Lovato

**PROJECT COST:** \$125,000

**GOAL:** The goal of the Pueblo of Sandia is to build the tribal herd to over 40 head of bison. Today, the herd numbers 25 head thanks to the efforts and assistance of the ITBC member tribes through prior congressional support. The bison have and will be developed to be utilized to provide higher education research resources cultural uses, ceremonial uses and economic stability to the public. Bison are known to possess many powers, one of which is an extremely healthy red meat alternative. It is hoped that one day we will be able to use the bison to help fight diabetes and other dietary disease of Native people. In the future, when the bison herd reaches the 40 head mark we will have bison surplus for our needs and then we may begin to utilize the bison as an economic avenue to make the people of Sandia self-sufficient from external financial assistance.

**NEEDS:** The Bison project requires fencing and cross fencing on 600 acres of pastureland, the development of several reliable water sources, the construction of a large corral and squeeze chute for the handling needs of the bison. In addition, the restoration of native vegetation on approximately 12.5 acres. A 4x4 ATV with accessories is needed for routine repairs of fences and general repairs of fences and general herd maintenance.

**SIGNIFICANCE OF BISON:** Since time immemorial the bison was honored by the Native people of southwest pueblo tribes for providing them with the material and physical sustenance to survive. Today, the Native people remain undaunted in their efforts to return those life-giving qualities to the bison, in order to ensure the physical link to cultural and spiritual identity for future generations. The belief and philosophy of the community, on caring for the bison is one of spiritual reciprocity. In a sense, caring for the bison ensures our survival and spiritual benefit and allows us to grow and prosper in all respects as Native people, in the Pueblo of Sandia.

## Santee Sioux Nation

LAND MANAGEMENT OFFICE  
E.R.A. OFFICE  
ECONOMIC CORPORATION  
TRANSPORTATION PLANNING



52948 HWY. 12  
NIOBRARA, NE 68760  
PHONE: (402) 857-3338  
FAX: (402) 857-3339

**Project:** Santee Sioux Nation  
Buffalo Project

**Coordinator:** Santee Sioux Nation  
Land & Resource Management Offices  
52948 HWY 12  
Niobrara, Nebraska 68760

**Contact:** Stuart Redwing, Project Officer

**Project Cost:** \$150,000

**Goal:** The Santee Sioux Nation plans to initiate a comprehensive, long-term buffalo project from the ground up. The project's primary goal is initial herd restoration. The long-term goal is to provide adequate sources of buffalo meat to tribal members whose medical conditions require health and nutritional sustenance, tribal children and elders, ceremonial functions and all other tribal members.

**Needs:** The project is multi-phased starting with a comprehensive natural restoration and fencing of 1,200 acres of native prairie that will serve as the home for a sustainable sized herd of buffalo. Subsequent to the completion of this initial phase, secondary phases will include buffalo introduction concurrent with the introduction of other native wildlife species. Technical assistance in natural ecosystem restoration, biodiversity and herd management will be primary need factors of this project. The project needs are as follows: 1) Water/Dam improvement. 2) More pasture for grass sewing/plant species. 3) Funding for the purchase of hay for herd. 4) Fencing and fencing materials.

**Significance of Bison:** The Santee Sioux Nation is one of the Seven Council Fires of the Great Sioux Nation which was forcibly removed by military engagement with the US Army from the 1862 Minnesota Uprising. Our existence is founded on the original instructions of our Creator at the beginning of time. One of these instructions directed the Santee Sioux Peoples and the buffalo to be relatives and to take care of one another, whereby to this day we address the buffalo as Grandfather. These instructions have also taught us to eat only certain meats from the buffalo. Due to the Euro-American invasion, the massive buffalo herds east of the Mississippi River were decimated by the late 1700's, with the remaining herds moving west to the open prairies, much like the removal of our people. The Santee Sioux still follow our original instructions and honor our relationship with our Grandfather, the buffalo. The fall of the bison coincided with the decline of the Native American lifestyle and it is believed that the restoration of bison will strengthen the cultural ties of the Tribes and allow them to overcome problems associated with having to live an alien lifestyle.



Sault Ste. Marie Tribe of Chippewa Indians  
Bison Restoration Project-FY-04

Project location: Chippewa County, Michigan

**Min Waban Dan**  
**Administrative Office**  
523 Ashmun Street  
Sault Ste. Marie  
Michigan

Project Director: Robert Nygaard, Director of Planning

Project Costs: \$315,000-federal

49783

Project duration: Three- year period beginning FY2004

Phone

906.635.6050

Fax

906.635.4969

**Government Services**

**Membership Services**

**Economic Development Commission**

**Project Overview:** The funding for the project will be applied through the Inter-Tribal Bison Cooperative of which the Tribe has been a member since 1995. The goal of the project is to establish and maintain a self-sustaining bison herd on tribal lands. The project proposal will establish the necessary fencing, corrals, and water systems to maintain a herd on approximately 300 acres of tribal property. The Tribe will apply for surplus bison available from various National Parks. We anticipate to begin herd development with 25-30 animals from the National Park Service the first year. Distribution of the surplus bison from the National Parks takes place in October of each year. The three-year goal of the project is to maintain a herd of approximately 100 bison. The project is anticipated to have economic, cultural, and educational benefits to the tribe and surrounding community.

**Significance of Bison:** The early Chippewa tribes frequently traveled to the West by water to hunt and trade bison with our neighboring tribes. This practice continued until the late 1800's when bison were all but eliminated. Today, the significance of bison can be linked to traditional, spiritual and cultural ties. It is hoped that by restoring bison to our lands that future generations aspire to prosper and grow along with the bison.



**Project:** Seneca-Cayuga Tribe Bison Project

**Coordination:** Seneca-Cayuga tribe of Oklahoma  
P.O. Box 1283  
Miami, OK 74354

**Contact:** Te Nona Kuhn

**Project Cost:** \$750,000.00

**GOALS:**

The Seneca-Cayuga Tribe of Oklahoma has begun the planning and implementation of a comprehensive, long-term buffalo program. This program will be from the ground up; its primary goal will be to restore buffalo meat to tribal members and members of the tribal communities whose medical needs can be met with the right health and nutritional sustenance that buffalo meat can provide. Also, to provide meat for our tribal food program, our tribal childcare and educational facilities, and our ceremonies.

**NEEDS:**

The project is a grass roots program starting from the ground up. We have begun by assessing the existing tribal lands and how to restore them to native prairie land to be the home of the bison herd(s), restoration of the prairie lands and fencing will be necessary before the second -phase of t bison introduction. At the same time of the second phase we will concurrently need technical assistance with the introduction to other wildlife species, ecosystem restoration and heard management.

**SIGNIFICANCE OF BISON:**

The Seneca-Cayuga people are a consolidation of smaller bands that were separated from the Six Nations people of Canada and New York regions and were moved west to the Ohio Rivers after the European contact. The Seneca-Cayuga people were not "buffalo dependant", as many of the western Plains people, but the buffalo was a staple food along with the other variety of wild game. The Seneca-Cayuga still follow the traditional teachings and honors the gifts of our Great Creator, through our long house ceremonies, which include buffalo songs and dances.



\$ 1,000,000

SHOSHONE-BANNOCK TRIBES  
BISON HERD DEVELOPMENT PROPOSAL  
2003-2007

**GENERAL INTRODUCTION:**

The Fort Bridger Treaty established the Fort Hall Indian Reservation in 1868. The Reservation is located in Southeastern Idaho and consists of 544,000 acres, with 96% of this land owned by the Tribes and individual Indian allottees. The Fort Hall Business Council, consisting of seven elected members, is the official governing body of Shoshone-Bannock Tribes (Tribes). The Tribes are federally recognized and the Tribal Constitution and By-Laws were adopted and approved by the Secretary of Interior in 1936.

Various departments within the Tribal Government provide all the basic public services. Administrative functions include: Financial management, personnel, legal services, justice departments, and contracting. Public service departments include: law enforcement, fire, education, health and human services, housing, public utilities, vocational education.

The Tribes environmental programs are housed under the Tribal Land Use Department and consist of the following: Air Quality Program, Water Quality, EPA FIFRA -based Pesticide Program, Agricultural Resource Management, GIS - Survey and Mapping, CERCLA / RCRA, Hazardous Materials Emergency Response and a Solid Waste Program

**BISON HERD MANAGEMENT PROPOSAL AND PROJECT OBJECTIVES:****HISTORY:**

The Shoshone-Bannock Tribal Bison herd was established in 1966 with 21 buffalo acquired from Theodore Roosevelt National Park in North Dakota. The current herd of 375 animals is descendents of this start.

The herd is financed in whole by the Shoshone-Bannock Tribal Enterprises, which includes, Tribal Gaming, Trading Post General Store and Truck Stop, Bannock Peak Gas, Oregon Trail Restaurant and Tribal Farms #1, #2, #3. The Bison have fulfilled cultural and ceremonial needs, provided monies through the sale of stock, meat and other products and have encouraged tourism.

**PRESENT:**

The Bison herd is contained in three separate pastures totaling 3,700 acres located within the Fort Hall Bottoms (Bottoms). The Bottoms comprise 30,000 acres of significant ecological diversity. The Bottoms area a multiple use area by Tribal members for a variety of purposes, i.e. winter livestock pasture, hunting, fishing, swimming and general family

gatherings. This area is also an important asset to non-members who, on a seasonal permit basis, utilize the resource for hunting and fishing.

The current location of the Bison herd is in direct conflict with wetland habitat restoration efforts. Fish and wildlife populations in and around Clear Creek, a Western Yellowstone Cutthroat Trout fishery and Spring Creek, potentially one of the most pristine fisheries in the Pacific Northwest are now depleted through overstocking and containment of Bison.

Both creeks flow through these Bison pastures and are showing the impacts of continuous grazing and containment. Clear Creek and Spring Creek are major tributaries to the Snake River in Eastern Idaho.

#### TRIBAL MANAGEMENT CAPABILITY:

Currently two Tribal member employees have over 17 years of combined experience managing the Tribal Bison herd. The Tribes will continue their association with ITBC and the training they provide. These training and management seminars have proved invaluable to the development of our Bison herd. Assistance from the Tribal Brand Inspectors, Range Riders, Wildlife personnel and Fisheries staff is also utilized.

#### PROJECT OBJECTIVES:

The objectives of the five-year Bison Herd Management Plan are multilevel involving all applicable Tribal departments, i.e. Fisheries, Wildlife, Agricultural Resource Management, Range, Tribal Enterprises and the Land Use Department. With the current inventory of 405 head, expansion of the herd is not a priority. Long-range plans however are to develop a genetically diverse Bison herd of around 500-600 head over a ten year period.

The Tribes have identified three areas termed "Buffalo Commons #1, #2, and #3," each containing over 5,000 acres fitting relocation requirements. After a series of public hearings with the Land Use Department Staff, Buffalo Herd Mangers, Fisheries and Wildlife, Tribal Hunters and Reservation grazing association(s) a priority rating of the Commons will be established. The Tribes are in great need of relocating this herd or herds into a more natural and healthy state.

Developing a Bison management plan setting and maintaining stocking rates below maximum levels and implementing a biologically sound range enhancement and water development plan. Proper fence construction (perimeter, along with smaller bull and marketing/management pastures) along with the development of robust herd genetics and health are of the up most importance to the Tribes.

#### Year (2003-2005):

Provide larger pastures, i.e. a "Buffalo Commons", containing approximately 5,000 acres of tribal lands in a drier yet more suitable uplands area containing year round forage for

Bison. Areas where other land use needs and activities will not conflict with Bison herd management. The new pastures would reduce winter-feeding and reestablish the bison into a natural setting more fitting with the Tribes cultural and environmental ideals.

The existing herd would be split with all 3-5 year olds (80-90), plus 10-12, five and six year old Bulls going to the Buffalo Commons selected. Relocation of the herd to a Buffalo Commons would take place in October and November 2003.

**Benefits:**

Maintenance and improvement of range health, improved heard genetics and production all would enhance the long-range goal(s) of the developing the Bison Management Plan. An integrated "cradle to grave" marketing system will be implemented giving the Tribes an opportunity to offer a diversified quality of Bison products under a Tribal label to Tribal members and the general public.

**Projected Cost:**

With the expansion planned over the next 10 years the annual cost is \$100,000. Total project would be around \$1,000,000.

**Sisseton-Wahpeton Sioux Tribe  
Bison Project Phase V  
FY-04 Concept Paper**

PROJECT: Bison Project Phase V  
FY-04 Concept Paper

YEAR: FY-2004 Phase V

COORDINATOR: Fish & Wildlife Department  
Sisseton-Wahpeton Sioux Tribe  
P.O. Box 509  
Agency Village, SD 57262

CONTACT: Alvah Quinn, Fish & Wildlife Director

PROJECT COST: \$31,562.85

INTRODUCTION: In 1992, the Sisseton-Wahpeton Sioux Tribe identified approximately 1400 acres that would be used for the Tribes Bison reintroduction program. The plan is to fence this land under a series of six (6) phases. With the assistance of I.T.B.C. and B.I.A. the Tribe has completed Phases I, II, III, and IV that consists of 1200 acres.

PROJECT GOAL: The Tribe is submitting for funding to construct unloading and loading chutes for the Tribes Bison Ranch. The Tribe moves Bison on a regular basis either by incoming or outgoing. There is a desperate need for a professional land out chute to include a small corral system. The Tribe is also seeking funding to install a multi-pipe in the road between two Bison pastures.

MATERIALS:	140 wood posts 6" - 8" x 12' x 15.99 ea.	= \$ 2,238.60
	75 sheets of 5/8" plywood x 14.99 ea.	= \$ 1,124.25
	75 2" x 10' x 16' x \$16.00	= \$ 1,200.00
	Iron to construct steel gates x seven gates	= \$ 5,000.00
	Labor	= \$ 10,000.00
	Pipe and installation costs	= \$ 15,000.00
	Miscellaneous	= \$ 1,500.00
	<b>TOTAL</b>	<b>= \$36,062.85</b>

CONCLUSION: The Sisseton-Wahpeton Sioux Tribe is totally committed to re-introducing buffalo back to our land. The Tribal Council, Tribal Members and area schools have taken a genuine interest in this project. Since the return of the buffalo, the school System has implemented Cultural learning as part of the daily curriculum. The action the Tribal Council took identifying the land for the Buffalo Project reflects the strong commitment this Tribe has made to the project.



## SOUTHERN UTE INDIAN TRIBE

**PROJECT:** SKY UTE BISON

**COORDINATOR:** SOUTHERN UTE INDIAN TRIBE  
P.O. BOX 737  
IGNACIO, CO 81137

**CONTACT:** CHRIS OLGUIN, BISON MANAGER

**PROJECT COST:** \$ 185,000

**BACKGROUND:** The program utilizes bison for cultural ceremonies these are the Bear dance, and the Sundance. The Bison herd is also utilized to provide cultural field trips for the tribes Montessori academy, and public schools. Bison is extremely healthy meat and is also utilized with the elders program for special diet needs.

**GOALS:**

1. Raise our own animals to be able to provide bison meat to the membership, to help fight diabetes and other dietary diseases.
2. The program manages the pasture with water conservation practices to minimize erosion and to maintain a healthy viable pasture, so that bison are maintained in a healthy environment through proper stewardship practices.
3. The program would like to be able to be self sufficient, to be self sufficient the program must reseed different crops to sell, from the lands dedicated to the program to off-set the costs to operate the bison herd.

In order for the program to steer towards being self-sufficient it will require funding from congressional support.

**NEEDS:** The Sky Ute Bison Program requires new fencing around and within the bison pasture, reseeding of hay pastures, water developments, storage sheds for hay and other feed rations.

**SIGNIFICANCE OF BISON TO THE SOUTHERN UTE PEOPLE:** Since the beginning of time when the creator first put our people on the earth he gave our people a resource that would help them survive this resource is the Buffalo or (Bison). Bison are a very valuable cultural, and natural resource to the tribe and have helped guide the Ute people through troubled times both Physically and Mentally. The buffalo has always presented it self for the Ute people with its strength.



## SPIRIT LAKE TRIBE

PO Box 359 • FORT TOTTEN, ND 58335 • PHONE: 701-766-4221 • FAX: 701-766-4126

Project: Spirit Lake Nation  
 Coordinator: Raymond Jetty  
 Contact: Raymond Jetty  
 Project cost: \$400,000

**Goal:** The Spirit Lake Nation bison herd is striving to make the bison herd an entity that is completely self-sustaining. We hope it not only is self-sustaining but also one that gives back to the community. Today our herd numbers close to 400 head. The herd is used for educational purposes, cultural uses, meat production for the community and hopefully soon to contribute to the economic situation of the community. We wish to someday soon declare the herd financially strong enough to stand on it's own and not have to rely on outside sources. It is the herd's management that the bison give back rather than take from the community.

**Needs:** To reach our goal of self-sufficiency, we are in need of developing our upper levels of our infrastructure. These resources such as equipment and supplies are quite concrete. There are still some areas of production that we need assistance but we are slowly tackling them. In order for the bison to give back to the community in ways such as meat distribution, we most importantly need to develop our abilities and resources in the harvesting aspect of our herd. Our next step is exploring the possibility of a small slaughter facility and frozen storage facility. We also at the same time need to keep in mind that our marketing plan is very important. For this to be successful we need to enhance the marketing end of the herd as well as the supply. It is imperative that exploration and development of various avenues for selling the meat continues. It will do no good for the herd to keep growing if we do not have a steady outlet for them. Markets such as serving bison meat at casinos and supplying meat to reservations that do not have herds are all vitally important avenues to pursue if this herd is to reach it's goal of giving back to the community.

**Significance of Bison:** Historically the Buffalo Nation made the people strong because of the spiritual and emotional connection that they had with them. The Spirit Lake Nation was also made strong because of the mental and physical strength the bison gave through the nutrition and the tools they provided. It is essential to the people of Spirit Lake that the bison are cared for in a sound sustainable manner that will ensure their return. Today, the Spirit Lake Nation is rebuilding their lives once again with the return of the bison.





## Spokane Tribe of Indians

P.O. Box 100 - Wellpinit, WA 99040 - Ph. (509) 258-4581/838-3465

*CENTURY OF SURVIVAL*

1881 - 1981

**PROJECT:** Spokane Tribal Enhancement Program

**COORDINATOR:** Spokane Tribe of Indians  
PO Box 100  
Wellpinit WA 99040

**CONTACT:** Monty Ford

**PROJECT COST:** \$150,000

**GOAL:** The continued goal of the Spokane Tribe is to build our tribal herd to eighty breeding cows. To date we have fifty-eight breeding cows. The Spokane Tribe is strongly committed to providing bison bi-products as a healthy choice diet for our many diabetic people living in our community. Currently the Spokane Tribal Bison program serves bison bi-products to sixty-two clients, distributed when products are available. Currently we are in the process of producing enough bison to adequately meet the needs of our diabetic clients. Bison bi-products are also distributed thru our local food bank, and used for cultural ceremonies, wakes/funerals and community celebrations, at no charge of course.

Eventually the Spokane Tribe is interested in the marketing of meat bi-products to the general public, once the demand is met locally.

**NEEDS:** With the expansion of our bison herd, requires expansion of pastures. The Spokane tribe's fencing plan for FY-03 calls for 1,200 acres of newly expanded pastureland, water developments and adequate handling corrals and squeeze chute for handling of the bison during annual roundup. Each year bison are rounded up and vaccinated against diseases and for general health checkups. In addition, supplemental winter-feeding requires a tractor and necessary haying equipment for this purpose.

**SIGNIFICANCE OF BISON:** The American Bison has been and continues to play a major role in the existence of Native People. Many native people rely on bison for spiritual revitalization and self-healing. The American Bison is symbolic to the American people and allow us to teach the younger generations the importance of bison restoration and the significance of protecting it.

**PROJECT:** Standing Rock Sioux Tribe  
Buffalo Management Program

**COORDINATOR:** Standing Rock Game, Fish & Parks  
PO Box D  
Fort Yates, ND 58538

**CONTACT:** Mike Faith, Wildlife Enhancement Manager

**PROJECT COST:** \$500,000

**GOAL:** The Standing Rock Sioux Tribe is in the process of expansion of 15,000 Acres in the southwestern portion of the reservation. The tribes goal is 1,000 head of buffalo, a herd large enough to supplement the Food Distribution Program. This pasture would be used for both traditional and commercial bison.

**NEEDS:** The Standing Rock Sioux Tribe will need to upgrade the fence of the 15,000 acre pasture to hold 1,000 buffalo. The tribe needs these necessary improvements such as new cross fencing, water and facility improvements in order to properly handle the buffalo.

**SIGNIFICANCE OF BISON:** The Standing Rock reservation covers approximately 2.3 million acres. The Tribe built a buffalo pasture and has maintained a buffalo herd 1968. In 1980, the pasture was expanded to 2,200 acres and just recently another 2,500 acres were added for a total of 4,700 acres. Over the years the buffalo numbers have varied from a low 54 head in 1984 to the present size of 200 animals. The herd is culled around about 30 head every fall. We consider it a very high priority to assist the elders when they need buffalo meat or parts for spiritual purposes.

STEVENS VILLAGE TRIBAL COUNCIL  
 P.O. BOX 74016  
 STEVENS VILLAGE, AK 99774  
 PH 907-478-7228 FAX 907-478-7229  
 E-mail [dschwalenberg@gcl.net](mailto:dschwalenberg@gcl.net)

**ITBC BISON CONCEPT PAPER**

**PROJECT:** Stevens Village Bison Re-Introduction Project

**COORDINATOR:** Dewey Schwalenberg, Tribal Natural Resource Director  
 P.O. Box 74016  
 Stevens Village, AK 99774

**PROJECT COST:** \$690,000

**GOAL:**

The Goal of the Stevens Village Tribal Council is to re-establish Bison within the Traditional Lands of the Koyukon Athabascan people in interior Alaska. The Council believes that a herd of Bison (200 animals) is needed to meet its Cultural, Spiritual, Health, and Community Economy objectives. The Bison will be used to supply healthy meat to the Tribal members, and will provide employment and income opportunities to sustain the program. Both Plains and Wood Bison will be needed by the Council. Wood bison for re-introduction into the Yukon Flats as a free ranging herd when the population grows large enough to protect itself, and Plains Bison as a captive herd to provide a sustainable source of healthy meat to the village. Employment will result for the Tribal members and lands will be acquired for the Council. Lands and business opportunities are historically limited in rural Alaska, especially for Tribal Governments. Culturally appropriate economic opportunities are virtually non-existent and in demand to support the community and Council. The Bison program will help to change these conditions for Stevens Village.

**NEEDS:**

The Stevens Village Bison Re-Introduction Project requires the acquisition of 2080 acres of grasslands within the Delta, AK Farming Region in order to provide 10 acres of grazing land per Bison for the Tribal herd of 200 animals. Initially, 640 acres of this land will be fenced to handle the 50 animals that will be purchased and moved to the land. Five miles of fencing and handling facilities will be constructed. Business and farming equipment will need to be purchased. Staffing and fringe benefits will have to be funded for the personnel to construct and operate the program. Wood Bison will have to be purchased to begin the Wild herd and Plains Bison will be purchased to begin the captive herd. Supplemental feed may be required during winter months and Veterinary services may at times be necessary. Fuel and supplies will be needed for the operation. A well and water system will be needed to provide water to the pasture and handling facility.

**SIGNIFICANCE OF BISON:**


The Koyukon Athabascan people (Stevens Village ancestors) have lived in harmony with Bison in their homelands for thousands of years before the arrival of non-natives. In the early 1900's the Bison were hunted out of Alaska but continue to exist in Canada across the border from Alaska. Athabascan elders remember their parents and grandparents speaking of hunting the great shaggy beasts to feed and cloth their families. Wood Bison need to be raised under controlled conditions until there are enough animals to be re-introduced as a free-ranging population to allow subsistence use to continue. Captive Plains Bison need to be maintained as a sustainable source of healthy protein for the Tribal members. Declining populations of moose, salmon and fur-bearing animals threatens the traditional way of life and the culture of the native people. It is believed that the re-introduction of the Bison will strengthen the Tribal members and the Tribal Government.



## TAOS PUEBLO WARCHIEF

Office of Natural Resource Protection  
 P.O. Box 2596 Taos, New Mexico 87571  
 (505) 758-3883 Fax (505) 758-2706

**PROJECT:** Taos Pueblo Bison Program

**COORDINATOR:** Taos Pueblo WarChief's Office   
 P.O. Box 2596  
 Taos, NM 87571

**CONTACT:** Taos Pueblo WarChief's Office

**PROJECT COST:** \$256,000

**GOAL:** The goal of the Taos Pueblo Bison Program is to build the herd to over 1000 head of bison. Today, thanks to the efforts and assistance of the Intertribal Bison Cooperative and its member tribes through prior congressional support, our herd numbers 163 and continues to grow. The bison play a significant role in the cultural and religious aspects of the Taos Pueblo people. They have and will continue to be developed and utilized to provide higher education research resources, cultural uses, ceremonial uses and economic stability to Taos Pueblo. It is hoped that because of the bison's extremely healthy red meat alternative, we will be able to use the bison to help fight diabetes and other dietary diseases of native people. When our herd attains the 1000 head goal, we will have the surplus to begin to utilize the bison as an economic avenue to make the Bison Program self-sufficient.

**NEEDS:** The Taos Pueblo Bison program requires maintenance of existing and new fencing of 15K+ acres of pastureland and the development of several reliable water sources, the construction and improvement of handling facilities, holding pens, and the corral system renovation for our growing herd. Additionally, the restoration of native vegetation and minimal supplemental winter feed require heavy equipment. Computer equipment and supplies are needed to facilitate adequate operation of this program. Vehicles with fuel and accessories are needed for routine repairs of fences and daily patrol thus ensuring the safety and security of the herd.

**SIGNIFICANCE OF BISON:** Since time immemorial, the bison have been honored by the Native people of our tribes for providing them with the material and physical sustenance to survive. Today, the Native people remain undaunted in their efforts to return those life-giving qualities to the bison, in order to ensure the physical link to cultural and spiritual identity for future generations. The belief and philosophy of the community, on caring for the bison, is one of spiritual reciprocity. Caring for the bison ensures our survival, spiritually as well as culturally, and allows us to grow and prosper in all respects as native people.

**PROJECT:** Three Affiliated Tribes/ Bison Project  
**COORDINATOR:** Three Affiliated Tribes Bison Project  
404 Frontage Road  
New Town, ND 58763  
**CONTACT:** Everette Hall, Bison Project Manager  
**PROJECT COST:** \$500,000.00

**GOALS:** To obtain funding through ITBC Bison Grant Program to further develop the Three Affiliated Tribes Bison Herd. One goal of the Three Affiliated Tribes Bison project is to reach 1,000 female head of bison. Today, that herd number is 700 female bison, thanks to assistance of the Three Affiliated Tribes Business Council. The second goal is to establish a bison relenting program for the enrolled members of the Three Affiliated Tribes, which will benefit the people in the effort to provide an opportunity for the desired enrolled members to raise their own bison. The third goal is to build a Slaughter facility that will enable us to process our own product.

**NEEDS:**

- 1) To develop a meat marketing plan to sell our tribal bison meat and bi-products to non-tribal members and members alike.
- 2) We are in need of a building and a butchering and refrigeration facility that would safely handle the meat and provide ample room for developing the by-products that would allow us to butcher bison for these purposes and the growing ceremonial and spiritual needs of our tribe.
- 3) Develop a marketing plan that will help train tribal members the art and craft of our tribe's ancestral history utilizing the bison's valuable by-products; Heads, hides, bones, and internal organs.
- 4) Funding to purchase feed equipment and all natural grain storage, to better serve the herd's meat harvesting purpose.

**SIGNIFICANCE OF BISON:** Since the beginning of our time on this earth, bison have held a strong spiritual connection to our people and our lands, now called the Fort Berthold Indian Reservation. Our growing breeding herd of bison has had a positive impact on our people and can play a stronger role in the needs and practices of our tribal members for spiritual and ceremonial uses. We have successfully become herd managers, but we need help to now find a way to give back to the people of the Three Affiliated Tribes.



**TURTLE MOUNTAIN  
BAND OF CHIPPEWA INDIANS**

P.O. BOX 900  
BELCOURT, NORTH DAKOTA 58316

(701) 477-0470  
FAX: (701) 477-6836

CONCEPT PAPER – TURTLE MOUNTAIN BAND OF CHIPPEWA – FY 2004

**PROJECT:** Turtle Mountain Band of Chippewa Indians  
Bison Enhancement Project

**COORDINATOR:** Bison Enhancement Project  
Department of Natural Resource  
Turtle Mountain Band of Chippewa Indians  
PO Box 900  
Belcourt, ND 58316

**CONTACT:** Kade Ferris or  
Bruce Nadeau

**PROJECT COST:** \$75,000.00

**GOAL:** The goal of the Bison Enhancement Project is to build the capacity of the Turtle Mountain Band of Chippewa Indians to strengthen its Bison herd to a level that will allow for appropriate cultural and economic benefits for the tribe and its members. The current herd size as of January 2003 is 64 head. The majority of animals were obtained under partnership with the Intertribal Bison Cooperative. The Bison Enhancement Project has proven to be a focal point for the Tribe's Department of Natural Resources – allowing for its expansion into other wildlife development areas. The project has worked cooperatively with area schools to develop educational programs that include on-site field trips for students to the Bison herd. Once the herd reaches approximately 200 head the Tribe will begin to explore economic avenues for marketing meat and byproducts – allowing for a self-sustaining program that will require little or no subsidy from outside sources.

**NEEDS:** The Bison Enhancement Project requires the fencing and development of its pasture areas – totaling near 1,200 acres of tall grass prairie. Water development is also a necessity for those areas. Handling and operation equipment is also necessary. Due to the harsh winters of the Turtle Mountains (temperatures may reach as low as -35 degrees naturally) it is also necessary to purchase supplemental feed hay for the herd. Ongoing maintenance of fences and monitoring and veterinary services are also needed as the herd expands.

**SIGNIFICANCE OF BISON:** The Turtle Mountain Band of Chippewa Indians – as the most westerly expansion of the Ojibway nation – revered Bison as the main source of its historical economy and culture. Bison provide for all needs – including food, clothing, and spirituality. The loss of this animal historically proved to be a main factor in loss of culture and economic viability for the Tribe. The return of the Bison as an economic and cultural focus is viewed as one of the most important tasks undertaken by the Tribe in the 21<sup>st</sup> century.



February 5, 2003

## UTE INDIAN TRIBE

UINTAH AND OURAY AGENCY

P.O. Box 190  
Fort Duchesne, Utah 84026  
Phone (435) 722-5141  
Fax (435) 722-5072

Project: Ute Indian Tribe  
Fish and Wildlife Department  
PO Box 190  
Ft. Duchesne, Utah 84026  
(435) 722-5511  
(435) 722-2677 (fax)

Contact: Jamie Cuch (435) Wildlife Biologist Trainee

Project Cost: \$225,000

Goal: The Ute Indian Tribe Fish and Wildlife Department respectfully requests funding to develop a marketing program for the commercial sale of bison meat and co-products.

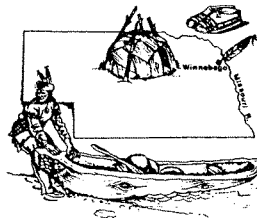
Needs: The Ute Indian Tribe will initiate and develop a program to commercially market bison meat and co-products from our herd of free-roaming bison.

1. Construct a building to adequately process the meat and co-products.
2. Slaughter and butchering equipment.
3. A chilled transport trailer/truck unit to transport carcass.
4. Water development, that may require drilling a water well.
5. Training of Ute Tribal Members to staff an approved USDA processing facility.

Significance of Bison: Historically, the Ute's traveled a great distance to hunt for our relative the bison. Today, the cultural and spiritual ties to the bison continue to remain unchanged. The bison plays a major role in our ceremonies, pow-wow's, and now provides meals to our elders through our Senior Citizen Program.

**WINNEBAGO TRIBE of NEBRASKA**

WINNEBAGO TRIBAL COUNCIL P.O. BOX 667 WINNEBAGO, NEBRASKA 68071



**PROJECT COORDINATION:** Winnebago Bison Project:  
A Program of the Winnebago Tribe of Nebraska

**CONTACT:** Louis LaRose, Bison Project Manager and Bison Caretaker

**PROJECT COST:** \$150,000.00

**GOAL:** The Mission of the Winnebago Bison Project (WBP) is to restore bison to the reservation in a manner that is compatible with our spiritual revitalization, cultural beliefs and practices, ecological restoration, holistic renewal, agricultural and economic development, and educational development.

**PROJECT OVERVIEW:** The WBP utilizes allotted and tribal lands for three separate refuges to raise 64 bison. The project is changing from a cow calf operation to a bull operation to keep up with the growing tribal programs demands to add bison into the tribal diets. Ten of the bison in the Winnebago herd are the Little Priest Tribal College (LPTC) Start Up herd, and are used to train Bison Caretakers. The WBP uses the volunteer services of youth workers from churches, schools, tribal agencies and the Winnebago Tribal Court for construction and maintenance of the refuges. Under this arrangement funds received from the InterTribal Bison Cooperative and other outside funding sources are used to purchase materials, supplies, feed and equipment.

The project works in concert with the Whirling Thunder Wellness Diabetes Program, the Kidz Café, and LPTC in the development of programs related to Type 2 Diabetes prevention education classes and curriculum. LPTC is also able to develop bison related curriculum as needed by the WBP.

Due to an increased need for bison to tribal programs, the project emphasis is to provide more feeder bulls, and change the basic operation to have summer grazing pastures and a large winter pasture.

**PROJECT NEEDS:** The project needs to renovate new and existing acreage, upgrade additional acreage added to the project and construct permanent corral systems and fences. The new pastures and facilities are designed for bison and will solve current handling problems. The project needs a large front-end loader and equipment for moving and feeding bison native grasses.

The project also needs equipment to slaughter and process bison and a cold storage facility to keep processed bison meat products for tribal programs.

**SIGNIFICANCE OF BISON:** "Cha Xee" is the word when referring to bison in the Winnebago language. The tribe is made up of 10 clans, one of which is the Buffalo Clan. Members of the buffalo Clan served the tribe as the public Criers and intermediary between the Chief and his people. There are three buffalo societies within the clan: the Buffalo clan Feast is the society of those who have been blessed by the buffalo, and the society of those who wear the buffalo head-dresses.





Confederated Tribes and Bands  
of the Yakama Nation

Established by the  
Treaty of June 9, 1855

**PROJECT:** Yakama Nation Bison Program

**COORDINATOR:** E. Arlen Washines, Manager  
Yakama Nation Wildlife Resource Management  
P.O. Box 151  
Toppenish, Washington 98948

**CONTACT:** E. Arlen Washines or Gilbert "John" Carl

**PROJECT COST:** \$60,000

**GOAL:** The goal of the Yakama Nation Bison Program is to build the herd to 130 head of animals. The Yakama Nation herd totals 94 head as of January 21, 2003 thanks to the new addition of 9 buffalo made possible by the InterTribal Bison Cooperative and the Badlands National Bison Refuge. Our goals include making this important traditional food a part of the Yakama family diet in every home for nutritional as well as cultural value. The Yakama Nation has within the last 3 to 4 years made the bison's presence known on and around our reservation and in particular to local public and tribal schools for educational purposes. This has made a positive impact on developing and creating good cultural awareness and relationships between a much-diversified ethnic population in our area. We continue to build on our knowledge of our traditional past and the Bison herd has enabled many of our younger generation takes a interest in our important but rapidly disappearing culture. It has provided hope and encouragement to those who seek traditional means to curbing health problems such as diabetes and other heart or dietary diseases. We are working hard to find a more suitable and public accessible place to house the herd and hope to finalize this within this year so that we may continue to expand the herd to maintain our current use ratio.

**NEED:** The current project needs approximately 160 adjacent acres of open pastureland to prepare for future expansion of the herd. The new land acquisition would also require a new water source, corral and chutes for handling. Due to sometimes harsh winter conditions, hay cover is a necessity to protect the quality of hay being purchased and grown for the bison. Currently the program has only one vehicle, which has well over 160,000 miles. A new vehicle with an additional one ton flatbed is needed to haul hay, feed, fencing materials, wire, and to assist in round-ups.

**SIGNIFICANCE OF BISON:** Many people believe that the legends that surround the sacred White Buffalo are centered on the middle plains or eastern United States

Tribes. Such is not the case in that Yakama Legends speak of this and how the buffalo came to be on the Land of the Yakamas. In addition, how they left this area only to return today. This Cultural significance plays a special role in our ability to establish a program for them and to address their needs as a sacred animal. In turn, they to have a role like all other animals to our people since our creation upon this earth and we are blessed to still have them upon this earth for us to care for.

**PROJECT:** Yankton Sioux Bison Restoration Project

**COORDINATOR:** Louis Golus, Herd Manager  
Jim Stone

**CONTACT:** Jim Stone  
Louis Golus  
Yankton Sioux Tribe  
Box 248  
Marty, SD 57361

**PROJECT COST:** \$150,000.00

**GOAL:**

The goal of the Yankton Sioux Bison Restoration Project is to develop the infrastructure of the available tribal lands in order to maintain a herd within the carrying capacity of the developed areas. At present the Tribe has 1,200 acres in various stages of development and would like to acquire an additional 2,000 acres for the project. The final carrying capacity will be determined by the amount of range improvements made to the pastures. The herd is being developed for use as an educational tool for tribal members as well for ceremonial and cultural uses. A long term goal is a bison meat distribution program for the diabetes patients. The herd will be managed in a manner which will allow these goals to be met while still remaining financially self sufficient.

**NEEDS:** The Project needs is as follows:

1. Fencing for acreage
2. Water resource development
3. Pasture enhancement for plant species.
4. Four wheel drive vehicle

**SIGNIFICANCE OF BISON:**

The bison have been an integral part of the Yankton Sioux's lifestyle forever and have become a symbol for the tribe's journey through life. The fall of the bison coincided with decline of the Native Americans' lifestyle and it is believed that restoration of bison will strengthen the cultural ties of the tribe's and allow them to overcome decades problems associated with having to live and a lifestyle.