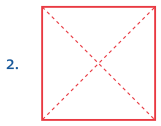


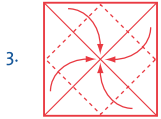


**HOW TO CREATE YOUR VERBTeller:**

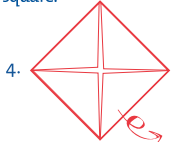
1. Fold the VERBTeller both ways along the perforation and remove these instructions.



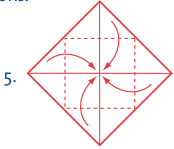
2. Turn the Teller over and fold color side down on both diagonals. Unfold.



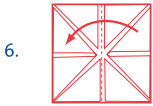
3. Fold all four corners to the center to make a smaller square.



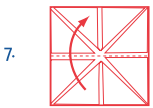
4. Flip over this square so the activities face up.



5. Then fold its corners to the center to make an even smaller square.



6. Fold paper in half. Unfold.



7. Fold in half top to bottom so that VERB Anytime Doubletime logo shows. Keep it folded.



8. Using both hands, stick your thumbs and index fingers into the pockets behind the VERB Anytime Doubletime logo.

**HOW TO USE YOUR VERBTeller:**

1. Ask a friend to name a favorite sport or activity.
2. If they choose kickball, spell out k-i-c-k-b-a-l-l opening and closing the VERBTeller with each letter.
3. Then have them pick a color or number from inside the VERBTeller.
4. Spell out the color or count the number chosen while opening and closing the VERBTeller.
5. Now have them choose another number or color.
6. Lift that flap to reveal an activity.
7. Combine it with the one your friend named in step 1.
8. Go play the game you've created!

**NOW THAT YOU KNOW HOW IT'S DONE, CREATE A VERBTeller USING YOUR OWN ACTIVITY IDEAS.**

In support of VERB™ and the U.S. Department of Health and Human Services' Centers for Disease Control and Prevention (CDC). VERB is a trademark of the DHHS, CDC. ©2004 CDC. All rights reserved.

Kaleidoscope® 2004

