


*Annual Summary*

**1996**

# Shigella



Department of Health and Human Services  
Centers for Disease Control and Prevention  
National Center for Infectious Diseases  
Division of Bacterial and Mycotic Diseases  
Foodborne and Diarrheal Diseases Branch  
Atlanta, GA 30333



# Laboratory-Confirmed *Shigella* Surveillance Annual Summary, 1996

The Annual Summary contains surveillance data on reported laboratory-confirmed *Shigella* isolates in the United States. The National *Shigella* Surveillance System collects reports of isolates of *Shigella* from every state in the United States. This information is reported electronically through the Public Health Laboratory Information System (PHLIS) by the State Public Health Laboratory Directors and State and Territorial Epidemiologists to the Foodborne and Diarrheal Diseases Branch (FDDDB) and the Biostatistics and Information Management Branch (BIMB) of the Division of Bacterial and Mycotic Diseases in the National Center for Infectious Diseases.

The National *Shigella* Surveillance System is based on data collected by state and territorial public health laboratories. *Shigella* isolates are submitted to the state public health laboratory by clinical diagnostic laboratories. The state and territorial laboratories confirm the isolates as *Shigella*, perform subtyping, and submit the data for reporting through PHLIS. Unusual or untypable isolates are forwarded to the National *Shigella* Reference Laboratory at the Centers for Disease Control and Prevention for further characterization or confirmation. These results are reported back to the state laboratory, where they are reported to CDC through PHLIS.

The capture of isolates in the National *Shigella* Surveillance System is considered to be consistent. However, some *Shigella* isolates may not be forwarded or reported to state public health laboratories and therefore are not captured. In addition, irrespective of the surveillance system, many cases of *Shigella* illness are not reported because the ill person does not seek medical care, the health-care provider does not obtain a specimen for diagnosis or the laboratory does not perform culture for *Shigella*. The results of surveillance reported herein are therefore substantial underestimates of the true number of infections.

The number of isolates reported by state represents the state where laboratory confirmation and subtyping were performed. In some instances, the reporting state is not the same as the state of residence of the person from whom the isolate was obtained. For the Annual Summaries, duplicate records are deleted.

There are 4 major subgroups and 43 recognized serotypes of *Shigella*, shown in Table A below.

Table A. Subgroups, Serotypes and Subtypes of *Shigella*

Subgroups	Serotypes and Subtypes
Group A: <i>Shigella dysenteriae</i>	15 serotypes (type 1 produces Shiga toxin)
Group B: <i>Shigella flexneri</i>	8 serotypes and 9 subtypes
Group C: <i>Shigella boydii</i>	19 serotypes
Group D: <i>Shigella sonnei</i>	1 serotype

These subgroups and serotypes are differentiated from one another by their biochemical traits (such as ability to ferment mannitol) and antigenic properties (Table B).


Table B. Classification of *Shigella* subgroups.

Species	Group	Serotypes	Carbohydrate fermentation		
			Glucose	Mannitol	Lactose
<i>S. dysenteriae</i>	A	15	+	-	-
<i>S. flexneri</i>	B	8	+	+	-
<i>S. boydii</i>	C	19	+	+	-
<i>S. sonnei</i>	D	1	+	+	Late


Since there are no recognized environmental or animal reservoirs for *Shigella*, except higher primates, the isolates reported herein are all from infected humans.

This report can be viewed online at [www.cdc.gov/ncidod/dbmd/phlisdata/](http://www.cdc.gov/ncidod/dbmd/phlisdata/). Further information concerning data described in this report can be obtained by contacting the Foodborne and Diarrheal Diseases Branch (404) 639-2206. For further information concerning PHLIS, please contact the Biostatistics and Information Management Branch (404) 639-1364.

The Surveillance Outbreak Detection Algorithm (SODA), developed by BIMB and FDDB, is a statistical algorithm based on the National Surveillance Data. It is designed to detect unusual clusters of *Salmonella* and *Shigella* infection. SODA compares current *Salmonella* and *Shigella* isolates reported through PHLIS by subgroup or serotype with a 5 year historical baseline for that subgroup or serotype for the specified time period to detect unusual increases from the baseline. Analyses can be conducted at state, regional, or national levels. Since 1996, SODA has been implemented at CDC and selected state health departments. If you would like more information on SODA, please call the PHLIS Helpdesk (404) 639-3365.



Eric Mintz, M.D., M.P.H.  
Chief, Diarrheal Diseases Epidemiology Section  
Foodborne and Diarrheal Diseases Branch



Nancy H. Bean, Ph.D.  
Chief, Biostatistics and Information  
Management Branch



Robert V. Tauxe, M.D., MPH  
Chief, Foodborne and Diarrheal Diseases Branch

**Division of Bacterial and Mycotic Diseases**  
**National Center for Infectious Diseases**  
**Centers for Disease Control and Prevention**

**Recommended Reference Citation:**

CDC. *Shigella* Surveillance: Annual Summary, 1996. Atlanta, Georgia: US Department of Health and Human Services, CDC, 1997.

Single copies of *Shigella: Annual Summary 1996* are available in multiple formats from:

Centers for Disease Control and Prevention  
Foodborne and Diarrheal Diseases Branch  
Mail Stop: A38  
1600 Clifton Road  
Atlanta, Georgia 30333  
Telephone: 404-639-2206  
<http://www.cdc.gov/ncidod/dbmd/offices.htm>

**Copyright Information**

All material in this report is in the public domain and may be used and reprinted without permission; citation of source is appreciated.  
Copyright ©1997 Centers for Disease Control and Prevention.

# TABLE OF CONTENTS

<b>TABLE 1</b> .....	1
<i>Shigella</i> subgroups reported to the CDC for 1996	
<b>TABLE 2</b> .....	2
Number of reported isolates of <i>Shigella</i> serotypes for 1996	
<b>TABLE 3</b> .....	3
Age and sex of persons from whom isolates of <i>Shigella</i> were reported for 1996	
<b>TABLE 3A</b> .....	4
Age and sex of persons from whom isolates of <i>S. boydii</i> were reported for 1996	
<b>TABLE 3B</b> .....	5
Age and sex of persons from whom isolates of <i>S. dysenteriae</i> were reported for 1996	
<b>TABLE 3C</b> .....	6
Age and sex of persons from whom isolates of <i>S. flexneri</i> were reported for 1996	
<b>TABLE 3D</b> .....	7
Age and sex of persons from whom isolates of <i>S. sonnei</i> were reported for 1996	
<b>TABLE 3E</b> .....	8
Age and sex of persons from whom isolates of unknown serogroup were reported for 1996	
<b>TABLE 4</b> .....	9
Median age of persons from whom isolates of <i>Shigella</i> were reported, by serogroup, for 1982-1996	
<b>TABLE 5</b> .....	10
Number of reported <i>Shigella</i> isolates by residence for 1982-1996	
<b>TABLE 5A</b> .....	10
Number of reported <i>S. boydii</i> isolates by residence for 1982-1996	
<b>TABLE 5B</b> .....	11
Number of reported <i>S. dysenteriae</i> isolates by residence for 1982-1996	
<b>TABLE 5C</b> .....	11
Number of reported <i>S. flexneri</i> isolates by residence for 1982-1996	
<b>TABLE 5D</b> .....	12
Number of reported <i>S. sonnei</i> isolates by residence for 1982-1996	
<b>TABLE 5E</b> .....	12
Number of reported <i>Shigella</i> isolates with unknown subgroup by residence for 1982-1996	

<b>TABLE 6</b> .....	13
Number of reported <i>Shigella</i> isolates by month for 1996	
<b>TABLE 7</b> .....	15
Number of reported <i>Shigella</i> isolates by month for 1982-1996	
<b>TABLE 8</b> .....	17
Number of reported <i>Shigella</i> isolates by region for 1982-1996	
<b>TABLE 8A</b> .....	18
Number of reported <i>S. sonnei</i> isolates by region for 1982-1996	
<b>TABLE 8B</b> .....	19
Number of reported <i>S. flexneri</i> isolates by region for 1982-1996	
<b>TABLE 8C</b> .....	20
Number of reported <i>S. boydii</i> isolates by region for 1982-1996	
<b>TABLE 8D</b> .....	21
Number of reported <i>S. dysenteriae</i> isolates by region for 1982-1996	
<b>TABLE 8E</b> .....	22
Number of reported <i>Shigella</i> isolates with unknown serogroup by region for 1982-1996	
<b>TABLE 9</b> .....	23
Number of reported <i>Shigella</i> subgroup isolates by year for 1982-1996	
<b>TABLE 10</b> .....	24
Number of reported <i>Shigella</i> isolates by state for 1982-1996	
<b>TABLE 10A</b> .....	27
Number of reported <i>S. sonnei</i> isolates by state for 1982-1996	
<b>TABLE 10B</b> .....	30
Number of reported <i>S. flexneri</i> isolates by state for 1982-1996	
<b>TABLE 10C</b> .....	33
Number of reported <i>S. boydii</i> isolates by state for 1982-1996	
<b>TABLE 10D</b> .....	36
Number of reported <i>S. dysenteriae</i> isolates by state for 1982-1996	
<b>TABLE 10E</b> .....	39
Number of reported <i>Shigella</i> isolates with unknown serogroup by state for 1982-1996	