

*Milo S. wife  
3/17*



# FEDERAL PROCUREMENT DATA SYSTEM

FEDERAL PROCUREMENT DATA SYSTEM  
STANDARD REPORT  
FISCAL YEAR 1987 THROUGH FOURTH QUARTER  
(OCTOBER 1, 1986 through SEPTEMBER 30, 1987)

PREPARED BY  
U.S. GENERAL SERVICES ADMINISTRATION  
FEDERAL PROCUREMENT DATA CENTER  
EXECUTIVE AGENT FOR  
OFFICE OF FEDERAL PROCUREMENT POLICY  
OFFICE OF MANAGEMENT AND BUDGET

# THE FPDC SPECIAL REPORT

## What It Is, And How To Get It

### Background

The Federal Procurement Data Center (FPDC)—part of the General Services Administration—operates an automated data system of Federal government procurement information. The FPDC master file contains detailed information on the goods and services, including research and development activities, purchased by over 60 Federal agencies. Data on individual contracts over \$25,000 must be included in the system. Agencies have the option of reporting detailed information on contract actions of less than \$25,000

One of the most useful services offered is the FPDC Special Report. These reports can help you in your work if you need to know detailed information about government services the Federal Government buys, whom it buys from, or in what parts of the country. This information is not readily available in such detail from any other source.

Corporations, trade association, law firms, CPA's, ad agencies, and marketing executives nationwide, along with Members of Congress and executive branch officials, are among those for whom FPDC Special Reports can be invaluable.

You can use special reports to:

- track an individual agency's procurement performance;
- develop marketing plans;
- use resources more effectively; or
- locate competitors or markets.

### What A Special Report Includes

We can design and produce a special computer report tailor-made to accommodate your requirements for specific Federal procurement information based on almost any combination of data elements listed on the reverse. You have your choice of virtually hundreds of ways that this information can be combined. Most users of the FPDC data base, however, request a special report based on some combination of the following categories:

- Reporting Agency (Federal agency originating the contract action)
- Contract Number (Number identifying contract)
- Purchasing or Contracting Office (Office within agency letting contract)

- Date of Action (Date agency makes award)
- Contractor Name and Address (Name and address of company to which contract is awarded)
- Principal Place of Performance (City, state or county where service is actually performed or item is manufactured)
- Total Dollars Obligated or Deobligated (Amount of award or rescission)
- Kind of Contract Action (New, modification, order under GSA Schedule, termination, etc.)
- Principal Product or Service (As defined in FPDC Product/Service Code Manual)
- Method of Solicitation (e.g. sealed bid, competitive or non-competitive, etc.)
- Type of Business (Size, minority or disadvantaged status, state/local government, profit or nonprofit, etc.)

### How To Order

To request a special report, simply contact the Data Center on 703/235-1326. One of the FPDC analysts will discuss your requirements, provide insights into the uses that can be made of FPDC data, and help you refine your request and report format to ensure that your needs are satisfied. Once the report is defined, the analyst will give you a cost estimate for your report and a proposed date for its completion.

You will then need to confirm your request in writing by sending a letter to the Data Center, address below. If you have any unusual time requirements or other special considerations such as having the finished report delivered by express service or courier, tell the FPDC analyst who will make every effort to accommodate your needs.

Most special reports take three to five working days depending on the backlog of requests and the complexity of the report. They usually cost between \$350 and \$400 depending on the volume of data to be processed, the number of fiscal years to be searched, and the overall complexity of the report.

For more information or assistance, call 703/235-1326 or write:

**Federal Procurement Data Center  
4040 N. Fairfax Drive, Suite 900  
Arlington, VA 22203**

## FOREWORD

Public Law 93-400 requires that the Office of Management and Budget (OMB), Office of Federal Procurement Policy (OFPP) "... establish a system for collecting, developing, and disseminating procurement data which takes into account the needs of the Congress, the executive branch, and the private sector." Under the guidance of OFPP, design of the Federal Procurement Data System was completed in early 1978 and data collection began October 1, 1978. The Federal Procurement Data Center was established to operate the system, providing a central point to respond to the requirements of the legislative, executive, and judicial branches and of the private sector.

The Federal Procurement Data Center produces reports which examine various aspects and impacts of the Federal acquisition process. The data can be used for geographical analysis, market analysis, and analysis of the impact of congressional and presidential initiatives in socio-economic areas such as small business. The data is also a reliable basis for measuring and assessing the impact of Federal acquisition policy and management improvement.

Basic acquisition data will be published each fiscal quarter in the Federal Procurement Data System Standard Report. Special reports to meet specific data requirements can be produced on demand.

Further information regarding the Federal Procurement Data System reports or capabilities can be obtained from the Federal Procurement Data Center, 4040 N. Fairfax Drive, Suite 900, Arlington, VA 22203 or by calling area code (703) 235-1326.

## HOW VALID IS FPDS DATA?

The "Agency Reporting Performance" chart displays each reporting activity's procurement dollars as submitted into the Federal Procurement Data System (FPDS). All dollars shown on the chart reflect the absolute dollar value of actions reported. For example, an agency submitting three records, one award (obligation) of \$20,000, one deobligation of \$12,000 against a previously reported contract, and one invalid transaction of \$10,000 would appear on the chart as follows:

	Total \$(000)	Total Invalid \$(000)	Previous Quarters
Agency X .....	\$42	\$10	\$0

(Note: Total \$ includes all transactions reported during the current report period, timely or untimely, valid or invalid.)

The absolute dollar value of each record is utilized to provide a meaningful index of the total effect on the FPDS master file. However, because this is the only place in the report where absolute values are reflected, the figures in this chart and those in the rest of the Standard Report are not comparable.

The total invalid dollars includes those records that fail to pass FPDS system edits and are not entered into the master file. Agencies had 30 days to correct their invalid transactions, and only those records which are not corrected in time for inclusions in this publication are reflected in the invalid dollar total.

Previous Quarters Dollars includes any records submitted during the current reporting quarter for actions which occurred during a previous quarter, and changes or corrections to records already in the FPDS master file. Separate totals for actions completed during the current fiscal year and for those completed during previous fiscal years are provided because the year-to-date totals in the report will reflect all reported actions which occurred during the current fiscal year, while most actions submitted subsequent to the fiscal year in which they occurred will not be reflected in any FPDS Standard Report. FPDS historical master files are updated with all records such that any special reports produced reflect the latest available data.

# AGENCY REPORTING PERFORMANCE FOR CURRENT FISCAL PERIOD

## Actions Reported Individually on SF279

(Figures Are the Sum of the Absolute Values)

Fiscal Year 1987 Fourth Quarter

	Total Dollars Submitted(000)	Total Invalid Dollars (000)	Previous Quarters Dollars		
			Current Fiscal Year (000)	Previous Fiscal Years (000)	Total (000)
<b>TOTAL FEDERAL</b> .....	<b>81,212,213</b>	<b>309,093</b>	<b>21,905,282</b>	<b>1,944,533</b>	<b>23,849,815</b>
Executive Office of the President .....	3,351	1,935	1,552	0	1,552
Department of Agriculture .....	841,183	6,580	58,702	7,197	65,899
Department of Commerce .....	182,958	32,132	41,252	39,401	80,653
Department of Defense .....	61,146,375	0	18,589,726	220,813	18,810,539
Department of Education .....	64,066	0	1,259	7,649	8,908
Department of Energy .....	2,830,069	0	594,677	353,944	948,621
Department of Health and Human Services .....	314,947	14,562	9,662	5,666	15,328
Department of Housing and Urban Development .....	81,100	0	25,855	27,562	53,417
Department of Interior .....	667,339	50,152	395,170	46,944	442,114
Department of Justice .....	289,314	5,276	21,937	33	21,970
Department of Labor .....	246,634	0	12,821	0	12,821
Department of State .....	143,867	0	0	0	0
Department of Transportation .....	1,458,432	6,648	221,779	1,003,390	1,225,169
Department of Treasury .....	549,304	61,462	153,364	66,113	219,477
Action .....	1,301	0	56	0	56
Administrative Conference of the United States .....	51	0	0	0	0
Agency for International Development .....	340,795	76,292	110,314	99,643	209,957
American Battle Monuments Commission .....	0	0	0	0	0
Board for International Broadcasting .....	Failed to Report				
Commission on Civil Rights .....	Failed to Report				
Commodity Futures Trading Commission .....	724	0	0	0	0
Consumer Product Safety Commission .....	944	68	0	0	0
Environmental Protection Agency .....	451,127	0	86,972	70	87,042
Equal Employment Opportunity Commission .....	5,414	0	133	0	133
Federal Communications Commission .....	2,823	0	1,241	0	1,241
Federal Election Commission .....	312	0	0	0	0
Federal Emergency Management Agency .....	63,638	0	1,158	33	1,191
Federal Labor Relations Authority .....	119	0	0	0	0
Federal Maritime Commission .....	Failed to Report				
Federal Mediation and Conciliation Service .....	0	0	0	0	0
Federal Mine Safety and Health Review Commission .....	0	0	0	0	0
Federal Trade Commission .....	1,314	0	49	0	49
General Services Administration .....	457,273	48,801	182,835	56,827	239,662
International Trade Commission .....	689	0	0	0	0
Interstate Commerce Commission .....	474	0	0	0	0
Merit Systems Protection Board .....	301	0	0	0	0
National Aeronautics and Space Administration .....	8,918,320	0	280,934	4,331	285,265
National Archives and Records Administration .....	1,588	0	0	0	0
National Capital Planning Commission .....	0	0	0	0	0
National Foundation on Arts and Humanities .....	277	0	0	0	0
National Gallery of Art .....	340	340	326	0	326
National Labor Relations Board .....	Failed to Report				
National Mediation Board .....	603	0	0	0	0
National Science Foundation .....	23,205	3,403	1,262	0	1,262
National Transportation Safety Board .....	727	547	0	0	0
Nuclear Regulatory Commission .....	18,898	0	50	25	75
Occupational Safety and Health Review Commission .....	65	0	0	0	0
Office of Personnel Management .....	7,853	642	5,096	0	5,096
Peace Corps .....	2,152	0	0	0	0
Pennsylvania Avenue Development Corporation .....	Failed to Report				
Railroad Retirement Board .....	4,352	0	0	0	0
Securities Exchange Commission .....	4,403	0	0	0	0
Selective Service System .....	199	0	0	0	0
Small Business Administration .....	6,359	219	55	0	55
Smithsonian Institution .....	8,290	0	238	0	238
Tennessee Valley Authority .....	1,104,283	0	768,622	833	769,455
United States Information Agency .....	21,958	0	67	0	67
United States Arms Control and Disarmament Agency .....	258	0	0	0	0
Veterans Administration .....	941,845	34	338,118	4,059	342,177

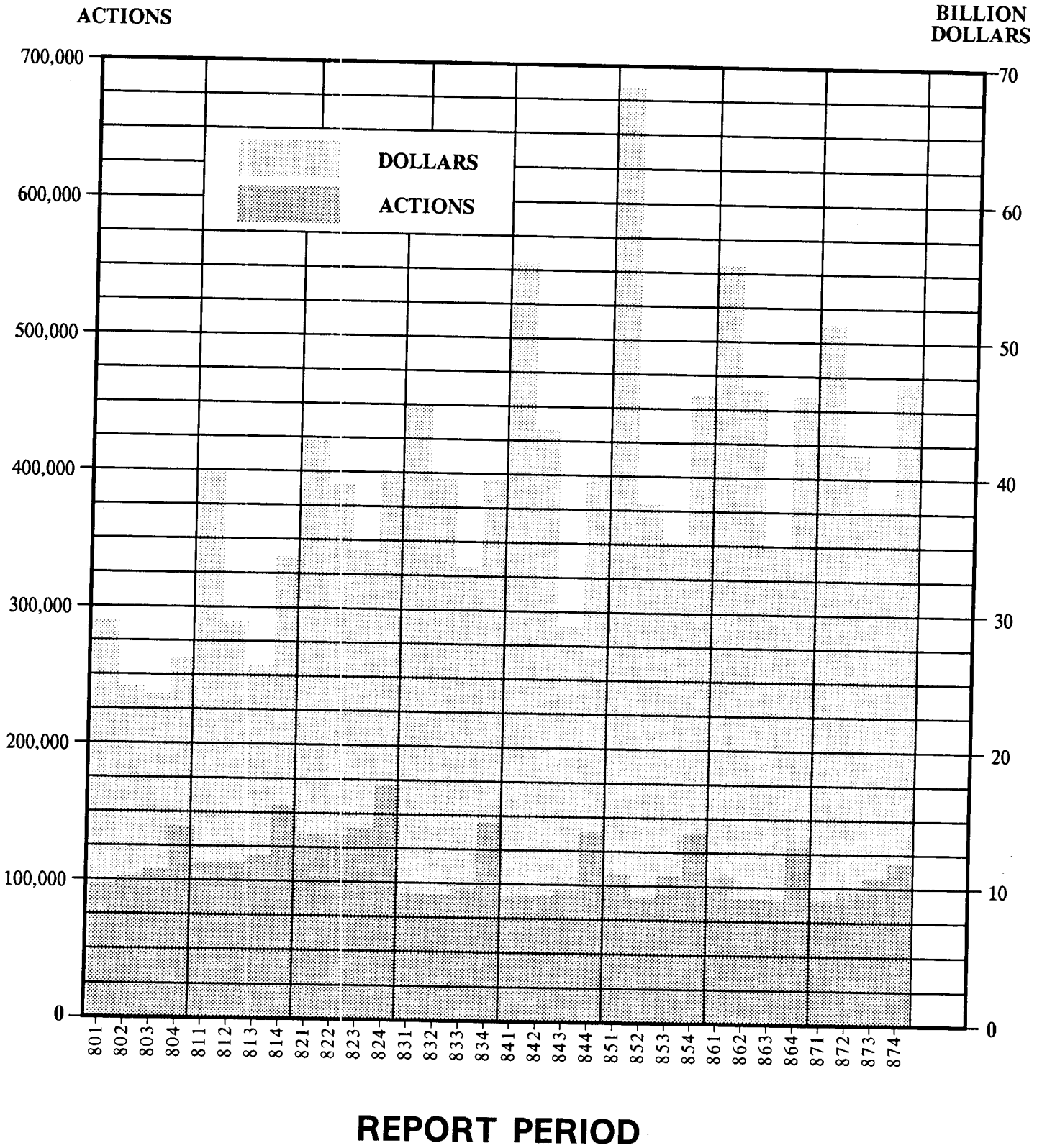
## TABLE OF CONTENTS

Title	Page
Highlights .....	1
Federal Contract Actions and Dollars by Executive Department and Agency .....	2
SF279/SF281 Comparison .....	4
Contract Dollars by Executive Departments and Agencies .....	5
Federal Procurement by State .....	6
Federal Procurement by Major Product/Service Category .....	7
Research and Development - Summary by R&D Category ...	8
Other Services and Construction - Summary by Service Category .....	9
Supplies and Equipment - Summary by FSC Group .....	10
Degree of Competitiveness .....	12
Competition Statistics .....	13
Top 100 Federal Contractors .....	14
Snapshot Report:	
Total Federal .....	16
Executive Office of the President .....	18
Department of Agriculture .....	20
Department of Commerce .....	22
Department of Defense .....	24
Department of Education .....	26
Department of Energy .....	28
Department of Health and Human Services .....	30
Department of Housing and Urban Development .....	32
Department of Interior .....	34
Department of Justice .....	36
Department of Labor .....	38
Department of State .....	40
Department of Transportation .....	42
Department of Treasury .....	44
Action .....	46
Administrative Conference of the United States .....	48
Agency for International Development .....	50
American Battle Monuments Commission .....	52
Board for International Broadcasting .....	54
Commission on Civil Rights .....	56
Commodity Futures Trading Commission .....	58
Consumer Product Safety Commission .....	60
Environmental Protection Agency .....	62

## TABLE OF CONTENTS-Continued

Title	Page
Equal Employment Opportunity Commission .....	64
Federal Communications Commission .....	66
Federal Election Commission .....	68
Federal Emergency Management Agency .....	70
Federal Labor Relations Authority .....	72
Federal Maritime Commission .....	74
Federal Mediation and Conciliation Service .....	76
Federal Mine Safety and Health Review Commission .....	78
Federal Trade Commission .....	80
General Services Administration .....	82
International Trade Commission .....	84
Interstate Commerce Commission .....	86
Merit Systems Protection Board .....	88
National Aeronautics and Space Administration .....	90
National Archives and Records Administration .....	92
National Capital Planning Commission .....	94
National Foundation on Arts and Humanities .....	96
National Gallery of Art .....	98
National Labor Relations Board .....	100
National Mediation Board .....	102
National Science Foundation .....	104
National Transportation Safety Board .....	106
Nuclear Regulatory Commission .....	108
Occupational Safety and Health Review Commission .....	110
Office of Personnel Management .....	112
Peace Corps .....	114
Pennsylvania Avenue Development Corporation .....	116
Railroad Retirement Board .....	118
Securities Exchange Commission .....	120
Selective Service System .....	122
Small Business Administration .....	124
Smithsonian Institution .....	126
Tennessee Valley Authority .....	128
United States Information Agency .....	130
United States Arms Control and Disarmament Agency .....	132
Veterans Administration .....	134

FEDERAL PROCUREMENT DATA SYSTEM  
**FEDERAL PROCUREMENT HISTORY**  
 Actions Reported Individually on SF279  
 Fiscal Year 1987 Through Fourth Quarter





## FEDERAL PROCUREMENT DATA SYSTEM

### HIGHLIGHTS

This report displays all of the Competition in Contracting Act (CICA) data as well as Pre-CICA data. In addition, the report now displays only year-to-date statistics.

While contract actions with a value of more than \$25,000 must be reported on the SF279, agencies may optionally report contract actions that are \$25,000 or less. Contract actions of \$25,000 or less that are not reported on the SF279 are reported in summary on the SF281. For example, in fiscal year 1986, more than 90,000 contract actions reported on SF279 amounting to \$846 million were less than the \$25,000 threshold.

Under the CICA, no distinction is made between a small business total set-aside and a small business partial set-aside. On the Snapshot reports beginning on page 17, all small business set-asides for Post-CICA contract actions are shown on the line entitled small business total set-asides.

Due to rounding, dollars on the charts may not equal the TOTAL DOLLAR figure, and percentages may not total 100 percent.

Since the FPDS Standard Report is current as of the date of issuance and all older reports are obsolete, we will not maintain prior issuances for either distribution or for reference.

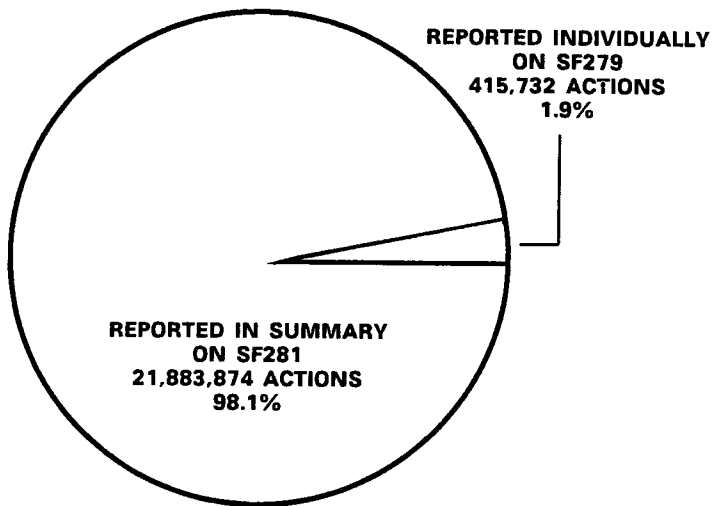
**FEDERAL PROCUREMENT DATA SYSTEM  
 FEDERAL CONTRACT ACTIONS AND DOLLARS  
 BY EXECUTIVE DEPARTMENT AND AGENCY  
 Fiscal Year 1987 Through Fourth Quarter**

	All Reported Actions			
	YTD Actions	YTD %	YTD \$(000)	YTD % \$
TOTAL FEDERAL .....	22,299,606	100.000	197,275,512	100.000
Executive Office of the President .....	2,344	0.011	15,972	0.008
Department of Agriculture .....	1,198,120	5.373	2,179,433	1.105
Department of Commerce .....	128,340	0.576	429,725	0.218
Department of Defense .....	15,300,857	68.615	155,384,596	78.765
Department of Education .....	7,357	0.033	158,937	0.081
Department of Energy .....	34,589	0.155	13,943,920	7.068
Department of Health and Human Services .....	866,524	3.886	1,520,230	0.771
Department of Housing and Urban Development .....	14,608	0.066	116,348	0.059
Department of Interior .....	532,592	2.388	1,486,111	0.753
Department of Justice .....	604,861	2.712	934,275	0.474
Department of Labor .....	28,636	0.128	530,723	0.269
Department of State .....	19,203	0.086	326,341	0.165
Department of Transportation .....	273,715	1.227	1,586,517	0.804
Department of Treasury .....	163,528	0.733	780,491	0.396
Action .....	1,447	0.006	4,564	0.002
Administrative Conference of the United States .....	778	0.003	537	0.000
Agency for International Development .....	4,809	0.022	392,877	0.199
American Battle Monuments Commission .....	6,533	0.029	3,401	0.002
Board for International Broadcasting .....	88	0.000	124	0.000
Commission on Civil Rights .....	0	0.000	0	0.000
Commodity Futures Trading Commission .....	1,756	0.008	7,173	0.004
Consumer Product Safety Commission .....	1,528	0.007	4,628	0.002
Environmental Protection Agency .....	54,270	0.243	1,046,269	0.530
Equal Employment Opportunity Commission .....	6,099	0.027	33,814	0.017
Federal Communications Commission .....	2,018	0.009	13,575	0.007
Federal Election Commission .....	1,351	0.006	1,984	0.001
Federal Emergency Management Agency .....	6,507	0.029	216,577	0.110
Federal Labor Relations Authority .....	1,054	0.005	719	0.000
Federal Maritime Commission .....	300	0.001	310	0.000
Federal Mediation and Conciliation Service .....	447	0.002	781	0.000
Federal Mine Safety and Health Review Commission .....	170	0.001	234	0.000
Federal Trade Commission .....	2,379	0.011	6,710	0.003
General Services Administration .....	562,863	2.524	2,081,091	1.055
International Trade Commission .....	1,213	0.005	3,325	0.002
Interstate Commerce Commission .....	683	0.003	2,475	0.001
Merit Systems Protection Board .....	1,331	0.006	1,713	0.001
National Aeronautics and Space Administration .....	98,848	0.443	7,787,516	3.948
National Archives and Records Administration .....	6,526	0.029	9,939	0.005
National Capital Planning Commission .....	171	0.001	123	0.000
National Foundation on Arts and Humanities .....	551	0.002	1,733	0.001
National Gallery of Art .....	401	0.002	1,430	0.001
National Labor Relations Board .....	1,107	0.005	4,265	0.002
National Mediation Board .....	330	0.001	2,031	0.001
National Science Foundation .....	2,428	0.011	202,196	0.102
National Transportation Safety Board .....	195	0.001	740	0.000
Nuclear Regulatory Commission .....	3,850	0.017	60,847	0.031
Occupational Safety and Health Review Commission .....	415	0.002	433	0.000
Office of Personnel Management .....	13,166	0.059	360,211	0.183
Peace Corps .....	12,330	0.055	28,554	0.014
Pennsylvania Avenue Development Corporation .....	147	0.001	3,325	0.002
Railroad Retirement Board .....	2,405	0.011	12,360	0.006
Securities Exchange Commission .....	2,131	0.010	7,955	0.004
Selective Service System .....	1,224	0.005	2,278	0.001
Small Business Administration .....	8,868	0.040	32,745	0.017
Smithsonian Institution .....	38,884	0.174	55,905	0.028
Tennessee Valley Authority .....	110,905	0.497	2,187,157	1.109
United States Information Agency .....	30,043	0.135	97,219	0.049
United States Arms Control and Disarmament Agency .....	193	0.001	1,529	0.001
Veterans Administration .....	2,131,590	9.559	3,198,521	1.621

Actions Reported Individually on SF279				Actions Reported in Summary on SF281			
YTD Actions	YTD %	YTD \$(000)	YTD % \$	YTD Actions	YTD %	YTD \$(000)	YTD % \$
415,732	100.000	178,514,854	100.000	21,883,874	100.000	18,760,658	100.000
90	0.022	10,295	0.006	2,254	0.010	5,677	0.030
14,861	3.575	1,715,282	0.961	1,183,259	5.407	464,151	2.474
2,943	0.708	326,941	0.183	125,397	0.573	102,784	0.548
253,749	61.037	141,359,318	79.186	15,047,108	68.759	14,025,278	74.759
511	0.123	153,248	0.086	6,846	0.031	5,689	0.030
6,854	1.649	13,903,392	7.788	27,735	0.127	40,528	0.216
4,374	1.052	968,887	0.543	862,150	3.940	551,343	2.939
495	0.119	101,999	0.057	14,113	0.064	14,349	0.076
11,677	2.809	1,166,721	0.654	520,915	2.380	319,390	1.702
1,643	0.395	633,786	0.355	603,218	2.756	300,489	1.602
1,405	0.338	495,861	0.278	27,231	0.124	35,062	0.187
1,226	0.295	276,024	0.155	17,977	0.082	50,317	0.268
4,379	1.053	1,258,717	0.705	269,336	1.231	327,800	1.747
2,281	0.549	559,402	0.313	161,247	0.737	221,089	1.178
41	0.010	3,666	0.002	1,406	0.006	898	0.005
4	0.001	79	0.000	774	0.004	458	0.002
907	0.218	344,010	0.193	3,902	0.018	48,867	0.260
0	0.000	0	0.000	6,533	0.030	3,401	0.018
1	0.000	30	0.000	87	0.000	94	0.001
0	0.000	0	0.000	0	0.000	0	0.000
38	0.009	5,376	0.003	1,718	0.008	1,797	0.010
32	0.008	1,926	0.001	1,496	0.007	2,702	0.014
8,639	2.078	987,120	0.553	45,631	0.209	59,149	0.315
685	0.185	26,864	0.015	5,414	0.025	6,950	0.037
38	0.009	5,600	0.003	1,980	0.009	7,975	0.043
22	0.005	1,071	0.001	1,329	0.006	913	0.005
464	0.112	204,402	0.115	6,043	0.028	12,175	0.065
6	0.001	200	0.000	1,048	0.005	519	0.003
1	0.000	11	0.000	299	0.001	299	0.002
5	0.001	143	0.000	442	0.002	638	0.003
0	0.000	0	0.000	170	0.001	234	0.001
35	0.008	3,028	0.002	2,344	0.011	3,682	0.020
36,443	8.766	1,603,657	0.898	526,420	2.406	477,434	2.545
21	0.005	1,256	0.001	1,192	0.005	2,069	0.011
31	0.007	1,865	0.001	652	0.003	610	0.003
4	0.001	301	0.000	1,327	0.006	1,412	0.008
11,503	2.767	7,619,105	4.268	87,345	0.399	168,411	0.898
69	0.017	6,070	0.003	6,457	0.030	3,869	0.021
0	0.000	0	0.000	171	0.001	123	0.001
10	0.002	778	0.000	541	0.002	955	0.005
11	0.003	1,048	0.001	390	0.002	382	0.002
23	0.006	2,288	0.001	1,084	0.005	1,977	0.011
144	0.035	1,762	0.001	186	0.001	289	0.001
241	0.058	197,497	0.111	2,187	0.010	4,699	0.025
1	0.000	180	0.000	194	0.001	580	0.003
463	0.111	54,376	0.030	3,387	0.015	6,471	0.034
6	0.001	86	0.000	409	0.002	347	0.002
477	0.115	347,513	0.195	12,689	0.058	12,698	0.068
91	0.022	11,130	0.006	12,239	0.056	17,424	0.093
7	0.002	2,962	0.002	140	0.001	363	0.002
53	0.013	9,355	0.005	2,352	0.011	3,005	0.016
25	0.006	4,820	0.003	2,106	0.010	3,135	0.017
9	0.002	608	0.000	1,215	0.006	1,670	0.009
261	0.063	21,439	0.012	8,607	0.039	11,306	0.060
529	0.127	27,707	0.016	38,355	0.175	28,198	0.150
2,345	0.564	2,042,530	1.144	108,560	0.496	144,627	0.771
1,151	0.277	67,880	0.038	28,892	0.132	29,339	0.156
17	0.004	1,148	0.001	176	0.001	381	0.002
44,391	10.678	1,974,294	1.106	2,087,199	9.538	1,224,227	6.526

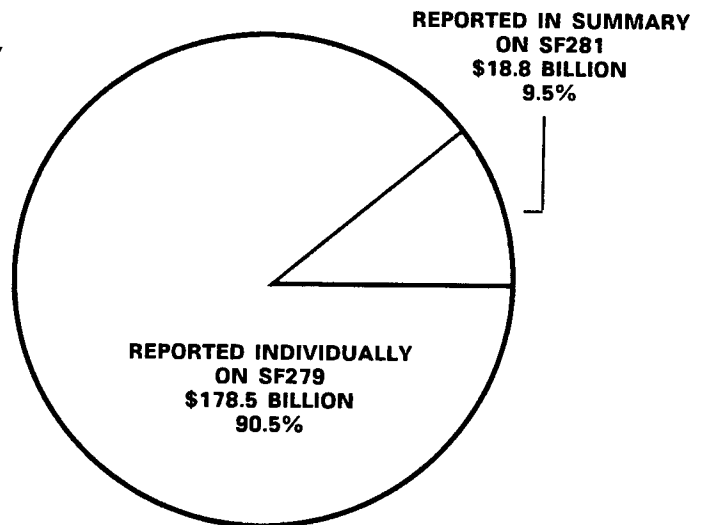
FEDERAL PROCUREMENT DATA SYSTEM  
**SF279/SF281 COMPARISON**  
Fiscal Year 1987 Through Fourth Quarter

**ACTIONS**



**TOTAL ACTIONS 22,299,606**

**DOLLARS**

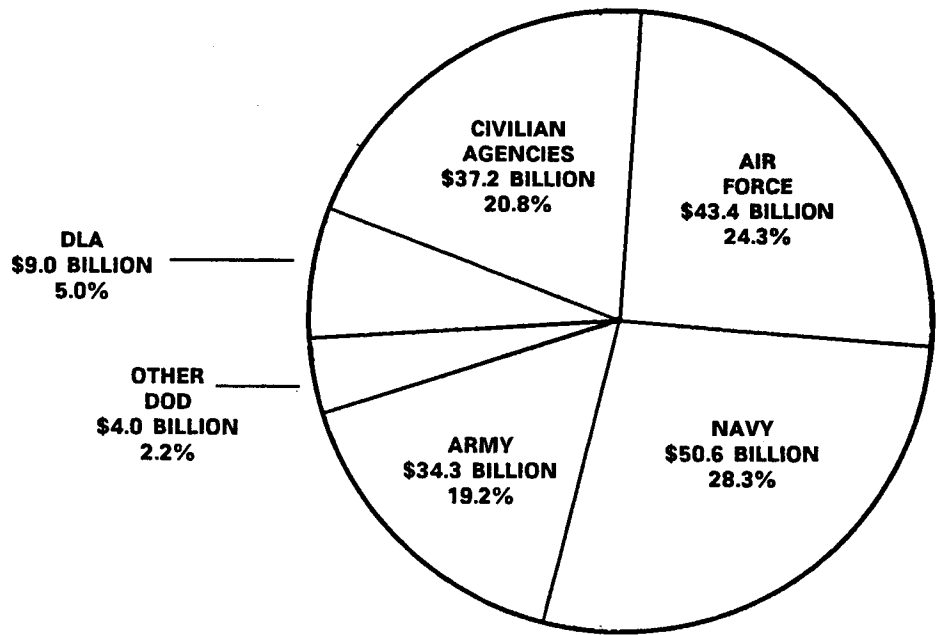
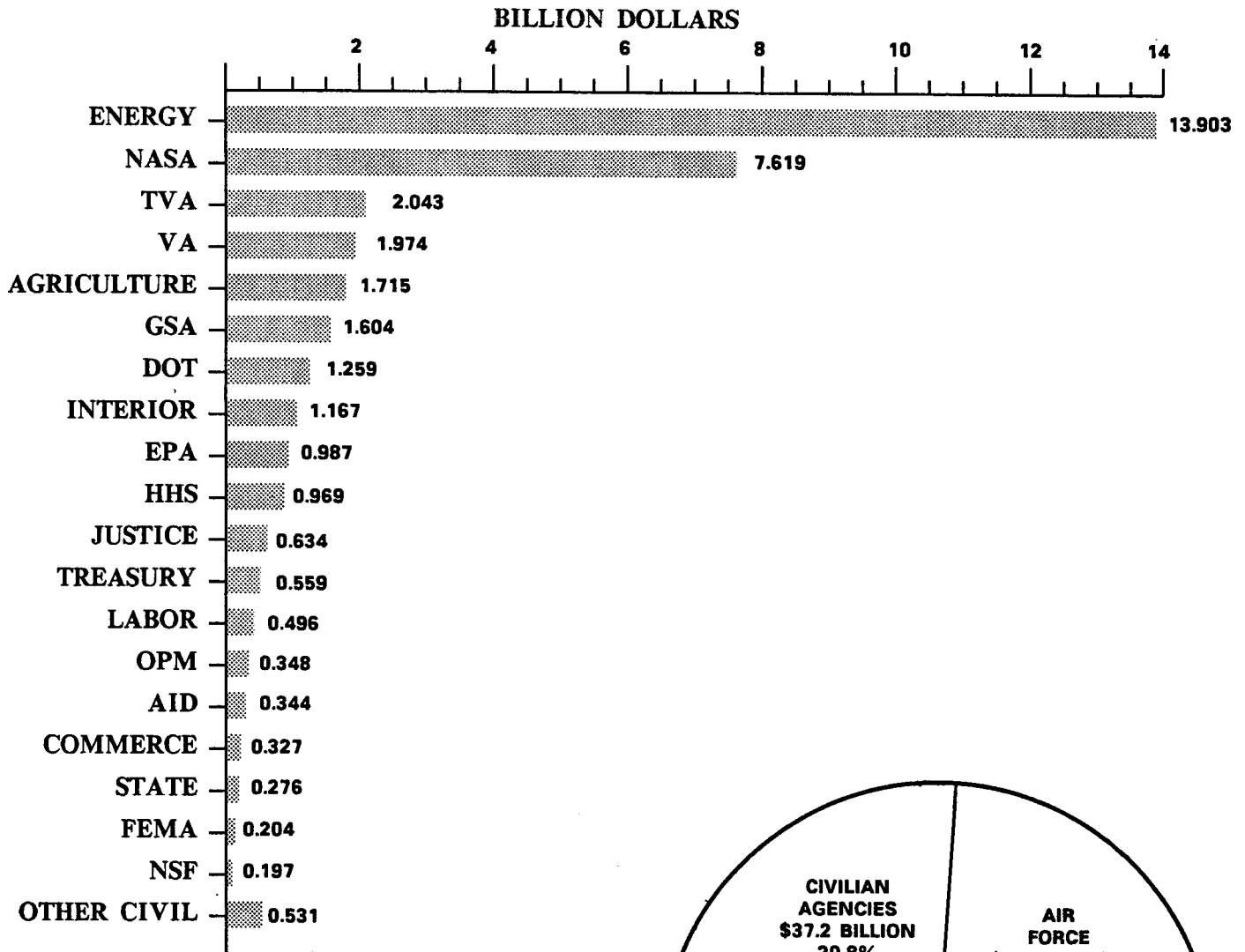


**TOTAL DOLLARS BILLIONS \$ 197.3**

**CONTRACT DOLLARS BY EXECUTIVE DEPARTMENTS AND AGENCIES**

Actions Reported Individually on SF279

Fiscal Year 1987 Through Fourth Quarter



**TOTAL DOLLARS BILLIONS \$178.5**

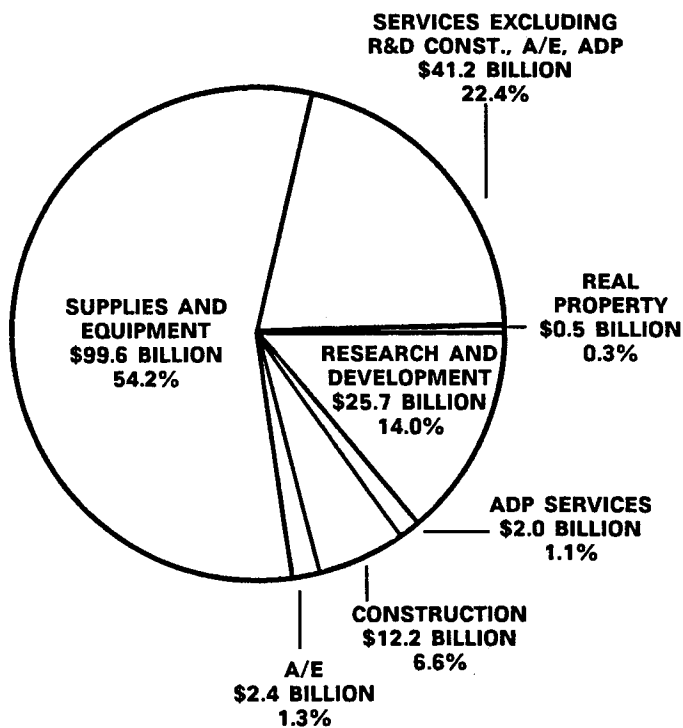
FEDERAL PROCUREMENT DATA SYSTEM  
**FEDERAL PROCUREMENT BY STATE**  
 Actions Reported Individually on SF279  
 Fiscal Year 1987 Through Fourth Quarter

	Number of Procurement Actions	Total Dollars (000)	Percent of Total Dollars	Dollar Rank	Rank Last Fiscal Year
TOTAL FEDERAL .....	415,732	178,514,854	100.000		
ALABAMA .....	7,086	2,479,306	1.389	21	25
ALASKA .....	2,277	729,467	0.409	38	37
ARIZONA .....	5,863	3,699,103	2.072	15	15
ARKANSAS .....	2,253	837,384	0.469	35	33
CALIFORNIA .....	54,567	30,180,511	16.906	1	1
COLORADO .....	7,569	3,685,046	2.064	16	16
CONNECTICUT .....	8,504	5,384,015	3.016	10	10
DELAWARE .....	697	222,741	0.125	47	47
WASHINGTON DC .....	10,330	2,346,528	1.314	22	24
FLORIDA .....	14,206	6,876,698	3.852	6	5
GEORGIA .....	8,246	3,815,041	2.137	13	12
HAWAII .....	2,373	500,576	0.280	41	39
IDAHO .....	1,793	561,624	0.315	39	40
ILLINOIS .....	10,978	2,907,200	1.629	19	19
INDIANA .....	5,629	2,310,748	1.294	23	22
IOWA .....	2,742	765,860	0.429	36	36
KANSAS .....	3,655	1,481,134	0.830	30	27
KENTUCKY .....	3,450	927,603	0.520	33	20
LOUISIANA .....	3,789	2,292,107	1.284	24	26
MAINE .....	1,199	859,411	0.481	34	38
MARYLAND .....	23,330	6,718,344	3.763	8	9
MASSACHUSETTS .....	14,237	9,235,341	5.173	4	4
MICHIGAN .....	10,074	2,131,996	1.194	25	18
MINNESOTA .....	5,953	2,633,194	1.475	20	23
MISSISSIPPI .....	3,704	1,700,186	0.952	27	28
MISSOURI .....	7,495	6,804,526	3.812	7	8
MONTANA .....	1,832	164,617	0.092	48	51
NEBRASKA .....	2,421	379,121	0.212	44	44
NEVADA .....	1,387	935,561	0.524	32	35
NEW HAMPSHIRE .....	1,864	491,929	0.276	42	42
NEW JERSEY .....	12,456	3,786,164	2.121	14	13
NEW MEXICO .....	3,364	3,010,364	1.686	18	17
NEW YORK .....	20,156	10,826,125	6.065	2	3
NORTH CAROLINA .....	7,440	1,535,944	0.860	29	30
NORTH DAKOTA .....	1,255	223,852	0.125	46	45
OHIO .....	14,221	5,677,763	3.181	9	7
OKLAHOMA .....	2,950	746,449	0.418	37	34
OREGON .....	4,574	463,253	0.260	43	41
PENNSYLVANIA .....	15,076	4,911,473	2.751	11	11
RHODE ISLAND .....	1,923	507,829	0.284	40	43
SOUTH CAROLINA .....	3,823	1,818,187	1.019	26	29
SOUTH DAKOTA .....	1,527	135,979	0.076	49	48
TENNESSEE .....	5,062	3,590,982	2.012	17	21
TEXAS .....	20,180	10,309,792	5.775	3	2
UTAH .....	2,946	1,597,130	0.895	28	32
VERMONT .....	874	133,807	0.075	50	50
VIRGINIA .....	28,411	9,085,164	5.089	5	6
WASHINGTON .....	8,859	4,418,545	2.475	12	14
WEST VIRGINIA .....	1,955	257,893	0.144	45	46
WISCONSIN .....	5,488	1,237,125	0.693	31	31
WYOMING .....	920	110,648	0.062	51	49
OTHER .....	22,769	10,073,468	5.643		

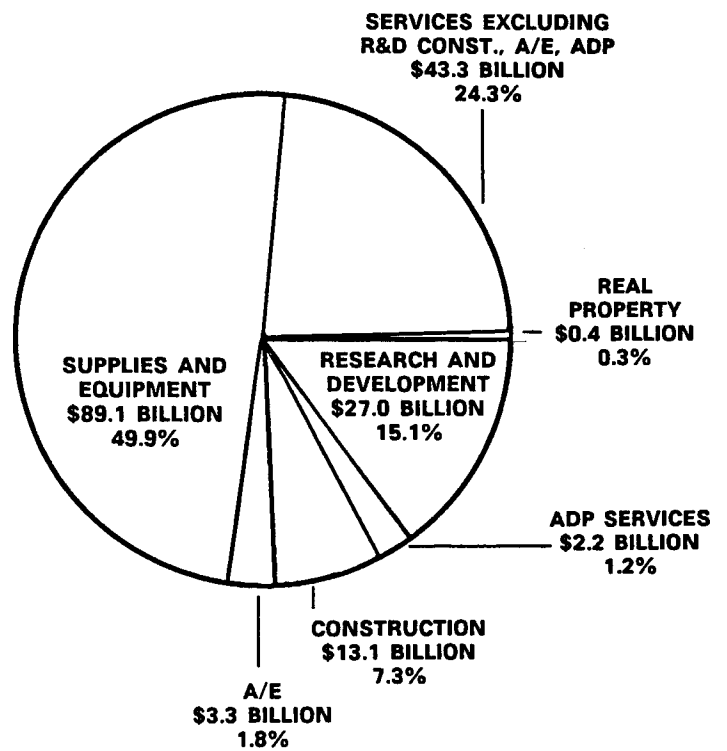
FEDERAL PROCUREMENT DATA SYSTEM  
**FEDERAL PROCUREMENT BY MAJOR PRODUCT/SERVICE CATEGORY**  
 Actions Reported Individually on SF279  
 Fiscal Year 1987 Through Fourth Quarter

1986

1987 YTD



**TOTAL DOLLARS BILLIONS \$183.6**



**TOTAL DOLLARS BILLIONS \$178.4**

FEDERAL PROCUREMENT DATA SYSTEM

**RESEARCH AND DEVELOPMENT - SUMMARY BY R & D CATEGORY**

Actions Reported Individually on SF279

Fiscal Year 1987 Through Fourth Quarter

	Year to Date	
	Number of Actions	Dollars (000)
TOTAL FEDERAL RESEARCH AND DEVELOPMENT.....	34,729	27,001,387
AA Agriculture.....	16	7,242
AB Community Services & Development.....	24	12,471
AC Defense Systems.....	10,192	15,729,262
AD Defense - Other.....	10,111	3,140,158
AE Economic Growth & Productivity.....	54	7,179
AF Education.....	93	22,738
AG Energy.....	1,433	678,645
AH Environment.....	1,059	192,617
AJ General Science & Technology.....	1,356	293,881
AK Housing.....	6	557
AM International Affairs & Cooperation.....	3	391
AN Medical.....	1,475	457,489
AP Natural Resources.....	132	10,991
AR Space.....	4,722	4,565,808
AS Transportation - Modal.....	107	14,758
AT Transportation - General.....	374	33,358
AU Transportation - Commodity.....	9	337
AV Mining.....	30	4,629
AZ Other R & D.....	3,533	1,828,876



FEDERAL PROCUREMENT DATA SYSTEM

**OTHER SERVICES AND CONSTRUCTION - SUMMARY BY SERVICE CATEGORY**

Actions Reported Individually on SF279

Fiscal Year 1987 Through Fourth Quarter

	Year to Date	
	Number of Actions	Dollars (000)
TOTAL FEDERAL OTHER SERVICES AND CONSTRUCTION.....	199,187	62,310,245
F Natural Resource Management.....	5,218	515,293
G Social Services.....	3,435	621,512
H Quality Control, Testing and Inspection Services.....	1,652	479,951
J Maintenance, Repair and Rebuilding of Equipment.....	22,710	6,330,805
K Modification of Equipment.....	1,869	1,639,433
L Technical Representative Services.....	2,225	832,399
M Operation of Government-Owned Facility.....	4,087	15,988,483
N Installation of Equipment.....	1,249	772,037
P Salvage Service.....	836	123,499
Q Medical Service.....	18,038	556,972
R Professional, Technical and Management Services.....	46,430	12,276,420
S Utilities and Housekeeping Services.....	19,508	4,662,960
T Photographic, Mapping, Printing And Publication Services...	2,475	245,851
U Training Services.....	3,547	889,803
V Transportation and Travel.....	4,666	2,068,062
W Lease or Rental of Equipment.....	5,566	879,325
X Lease or Rental of Facilities.....	17,659	357,920
Y Construction of Structures and Facilities.....	15,567	8,024,106
Z Maintenance, Repair or Alteration of Real Property.....	22,450	5,045,414

**FEDERAL PROCUREMENT DATA SYSTEM**  
**SUPPLIES AND EQUIPMENT - SUMMARY BY FSC GROUP**  
**Actions Reported Individually on SF279**  
**Fiscal Year 1987 Through Fourth Quarter**

	Year to Date	
	Number of Actions	Dollars (000)
<b>TOTAL FEDERAL SUPPLIES AND EQUIPMENT.....</b>	<b>181,816</b>	<b>89,203,222</b>
10 Weapons.....	1,584	1,196,455
11 Nuclear Ordnance.....	61	104,907
12 Fire Control Equipment.....	1,901	1,822,169
13 Ammunition & Explosives.....	1,729	3,377,300
14 Guided Missiles.....	3,256	9,605,889
15 Aircraft & Airframe Structure.....	4,866	13,519,923
16 Aircraft Components & Accessories.....	5,803	2,939,571
17 Aircraft Launching, Landing & Ground Handling Equipment....	630	308,473
18 Space Vehicles.....	449	1,135,798
19 Ships, Small Craft, Pontoons & Floating Docks.....	1,912	5,626,752
20 Ship & Marine Equipment.....	731	389,407
22 Railway Equipment.....	29	5,692
23 Ground Effect & Motor Vehicles, Trailers & Cycles.....	1,221	2,981,686
24 Tractors.....	198	121,093
25 Vehicular Equipment Components.....	1,993	706,581
26 Tires & Tubes.....	349	80,561
28 Engines, Turbines & Components.....	5,318	6,495,802
29 Engine Accessories.....	2,569	502,637
30 Mechanical Power Transmission Equipment.....	967	131,110
31 Bearings.....	999	120,008
32 Woodworking Machinery and Equipment.....	24	2,663
34 Metalworking Machinery.....	1,037	194,802
35 Service & Trade Equipment.....	289	23,312
36 Special Industrial Machinery.....	1,476	204,547
37 Agricultural Machinery & Equipment.....	180	12,218
38 Construction, Mining, Excavating & Highway Maint Equip.....	608	307,635
39 Materials Handling Equipment.....	938	321,576
40 Rope, Cable, Chain and Fittings.....	346	36,624
41 Refrigeration, Air Condition & Air Circulation Equipment...	1,001	172,594
42 Fire-Fighting, Rescue & Safety Equipment.....	689	255,569
43 Pumps and Compressors.....	1,608	214,906
44 Furnace, Steam Plant & Drying Equip: Nuclear Reacto.....	671	792,625
45 Plumbing, Heating & Sanitation Equipment.....	353	51,263
46 Water Purification & Sewage Treatment Equipment.....	108	57,703
47 Pipe, Tubing, Hose & Fittings.....	1,293	96,349
48 Valves.....	1,992	132,316
49 Maintenance & Repair Ship Equipment.....	2,327	827,785
51 Hand Tools.....	1,929	78,084
52 Measuring Tools.....	217	7,662
53 Hardware & Abrasives.....	1,962	150,464

FEDERAL PROCUREMENT DATA SYSTEM

**SUPPLIES AND EQUIPMENT - SUMMARY BY FSC GROUP-Continued**

Actions Reported Individually on SF279

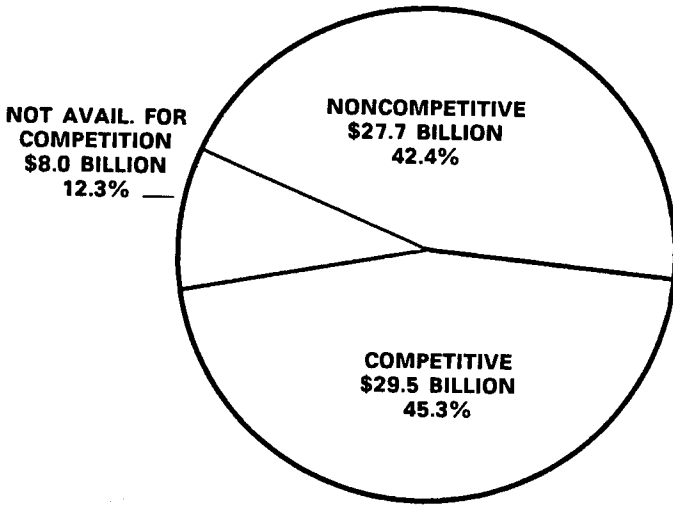
Fiscal Year 1987 Through Fourth Quarter

	Year to Date	
	Number of Actions	Dollars (000)
54 Prefabricated Structures & Scaffolding.....	625	173,827
55 Lumber, Millwork, Plywood & Veneer.....	704	33,799
56 Construction & Building Material.....	885	86,757
58 Communication, Detection & Coherent Radiation Equipment....	12,332	11,450,468
59 Electrical/Electronic Equipment Components.....	7,485	1,967,805
60 Fiber Optics Materials, Components, Assemblies & Accs.....	108	24,539
61 Electric Wire & Power Distribution Equipment.....	3,375	654,380
62 Lighting Fixtures & Lamps.....	941	79,244
63 Alarm & Signal Systems.....	374	60,751
65 Medical, Dental & Veterinarian Equipment & Supplies.....	14,168	1,082,538
66 Instruments & Laboratory Equipment.....	10,033	1,842,759
67 Photographic Equipment.....	1,338	179,055
68 Chemicals & Chemical Products.....	1,908	126,900
69 Training Aids & Devices.....	981	948,517
70 General Purpose ADP Equip, Software, Supplies & Support....	23,634	3,883,533
71 Furniture..... <i>(7110 - 3,302 \$257,578)</i>	6,563	424,831
72 Household & Commercial Furnishings & Appliances.....	1,240	66,896
73 Food Preparation & Service Equipment.....	1,615	84,296
74 Office Machines & Visible Record Equipment.....	882	58,054
75 Office Supplies & Devices.....	5,106	188,885
76 Books, Maps & Other Publications.....	866	126,868
77 Musical Instruments, Phonographs & Home-type Radios.....	71	3,616
78 Recreational & Athletic Equipment.....	215	11,286
79 Cleaning Equipment & Supplies.....	1,540	72,145
80 Brushes, Paints, Sealers & Adhesives.....	1,195	44,661
81 Containers, Packaging & Packing Supplies.....	2,070	334,099
83 Textiles, Leather, Fur, Apparel, Shoe Find, Tents & Flags...	421	266,996
84 Clothing, Individual Equipment & Insignia.....	1,472	908,978
85 Toiletries.....	1,217	65,198
87 Agricultural Supplies.....	290	17,613
88 Live Animals.....	55	4,496
89 Subsistence.....	16,067	2,325,518
91 Fuel, Lubricants, Oils & Waxes.....	2,778	5,415,105
93 Nonmetallic Fabricated Materials.....	486	44,280
94 Nonmetallic Crude Materials.....	36	4,875
95 Metal Bars, Sheets & Shapes.....	633	84,646
96 Ores, Minerals & Their Primary Products.....	88	182,909
99 Miscellaneous.....	2,393	668,144
E Real Property, Purchase.....	13	91,444

\* for fsc 7110 per Ms Smith  
at FPDS. *dr*  
3/83

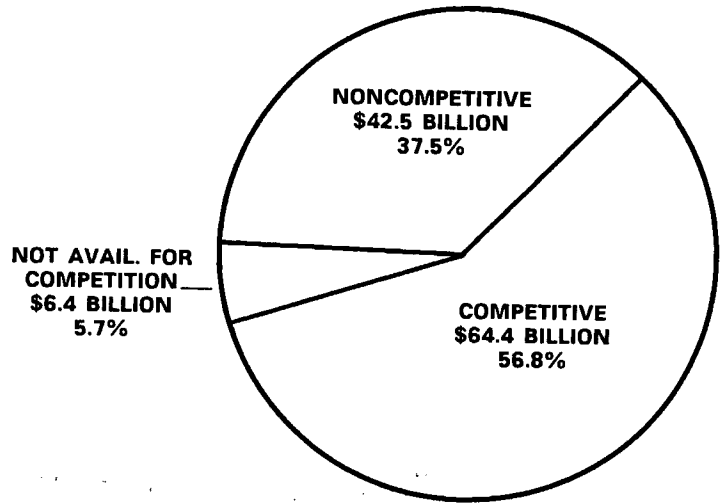
FEDERAL PROCUREMENT DATA SYSTEM  
**DEGREE OF COMPETITIVENESS**  
 Actions Reported Individually on SF279  
 Fiscal Year 1987 Through Fourth Quarter

**PRE-CICA ACTIONS REPORTED  
 INDIVIDUALLY ON SF279**



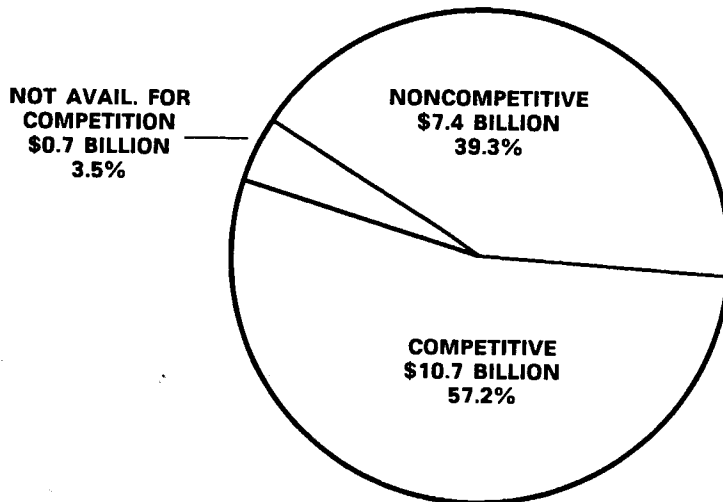
**TOTAL DOLLARS BILLIONS \$65.2**

**POST-CICA ACTIONS REPORTED  
 INDIVIDUALLY ON SF279**



**TOTAL DOLLARS BILLIONS \$113.3**

**ACTIONS REPORTED IN SUMMARY  
 ON SF281**



**TOTAL DOLLARS BILLIONS \$18.8**

FEDERAL PROCUREMENT DATA SYSTEM  
**COMPETITION STATISTICS**  
 Fiscal Year 1987 Through Fourth Quarter

PROCUREMENT ACTIONS OVER \$25,000**	NUMBER OF ACTIONS	PERCENTAGE OF ACTIONS	DOLLAR OBLIGATIONS (000)	PERCENTAGE OF DOLLARS
I. Actions Available For Competition				
A. Actions Completed (1) .....	219,256	77%	93,318,147	57%
B. Follow-on To Competed Actions (2) .....	9,819	3%	16,589,484	10%
C. Actions Not Completed (3) .....	57,007	20%	53,528,305	33%
D. Total Available .....	286,082	100%	163,435,936	100%
II. Actions Not Available for Competition (4) .....	36,248		14,246,447	
III. Totals* .....	322,330		177,682,383	
PROCUREMENT ACTIONS \$25,000 and Under***	NUMBER OF ACTIONS	PERCENTAGE OF ACTIONS	DOLLAR OBLIGATIONS (000)	PERCENTAGE OF DOLLARS
I. Actions Available For Competition				
A. Actions Completed (1 & 5) .....	10,892,365	51%	11,270,703	60%
B. Actions Not Completed (3 & 6) .....	10,363,741	49%	7,485,001	40%
C. Total Available .....	21,256,106	100%	18,755,704	100%
II. Actions Not Available for Competition (7) .....	721,170		837,425	
III. Totals* .....	21,977,276		19,593,129	

- Note 1. Includes the following three categories of competed actions under CICA: a) Full and Open Competition; b) Other than Full and Open Competition - more than one offer/bid received; and c) Full and Open Competition - only one offer/bid received. It also includes the Pre-CICA categories of Competition: (i) Two-step Formal Advertising, (ii) Other Formal Advertising, and (iii) Negotiated Competitive.
- Note 2. Includes Pre-CICA - Extent of Competition Code B3 and Post-CICA - Authority for Other than Full and Open Competition, Code B.
- Note 3. Includes Post-CICA - Other than Full and Open Competition - one offer/bid. Excludes authorized by statute, authorized resale and utilities (except telecommunications). It also includes Pre-CICA categories of negotiated noncompetitive excluding 8(a) Awards.
- Note 4. Actions not available for Competition.  
 (1) Procurement authorized/required by statute  
 (2) Awards made under Section 8(a) of the Small Business Act  
 (3) Utilities (excluding telecommunications)  
 (4) Directed acquisition for foreign government  
 (5) Brand name products for authorized resale
- Note 5. Includes Formally Advertised, Two-step Formally Advertised, Negotiated Competitive, and GSA Schedule contracts, and Competitive Small Purchases (Post-CICA).
- Note 6. Includes Negotiated Non-Competitive (Excluding 8(a) awards), Non-Competitive Small Purchases (Post CICA).
- Note 7. Includes Directed Contracts for Foreign Governments, Tariff or Regulated Acquisitions, Another Agencies Contracts, and 8(a) Awards from SF 281. Also included are civilian agencies' SF 279 actions for items cited in Note 4.

\*Number of actions and dollars do not match other Federal totals because the chart displays statistics comparable to the Competition Advocates Report to Congress.

\*\*Includes procurement actions that round down to exactly \$25K. In theory, actions that round up to \$25K fall below the threshold and, therefore, are reported on the SF 281.

\*\*\*Includes data from SF 281 plus procurement actions under \$25K that were reported on the SF 279.

FEDERAL PROCUREMENT DATA SYSTEM

TOP 100 FEDERAL CONTRACTORS

Actions Reported Individually on SF279

Fiscal Year 1987 Through Fourth Quarter

	Number of Procurement Actions	Percent of Actions	Dollars (000)	Percent of Dollars
TOTAL FEDERAL .....	415,732	100.00	178,514,854	100.00
TOP 100 SUBTOTAL .....	89,795	21.59	110,409,650	61.84
1 MC DONNELL DOUGLAS CORPORATION.....	2,716	.65	7,120,411	3.99
2 GENERAL DYNAMICS CORPORATION.....	2,403	.58	6,850,399	3.84
3 GENERAL ELECTRIC COMPANY.....	5,022	1.21	6,573,139	3.68
4 LOCKHEED CORPORATION.....	2,185	.53	6,120,997	3.43
5 MARTIN MARIETTA CORPORATION.....	1,211	.29	5,284,779	2.96
6 GENERAL MOTORS CORPORATION.....	3,938	.95	4,118,119	2.31
7 RAYTHEON COMPANY.....	2,753	.66	3,979,810	2.23
8 UNITED TECHNOLOGIES CORP.....	2,496	.60	3,830,594	2.15
9 BOEING COMPANY THE.....	2,494	.60	3,749,828	2.10
10 ROCKWELL INTERNATIONAL CORP.....	2,166	.52	3,597,834	2.02
11 GRUMMAN CORPORATION.....	1,637	.39	3,425,758	1.92
12 WESTINGHOUSE ELECTRIC CORP.....	1,932	.46	3,369,811	1.89
13 UNIVERSITY OF CALIFORNIA.....	624	.15	2,125,419	1.19
14 INTERNATIONAL BUS MCHS CORP.....	3,153	.76	2,109,606	1.18
15 AMERICAN TELE & TELG COMPANY.....	1,438	.35	2,039,488	1.14
16 LITTON INDUSTRIES INC.....	1,407	.34	2,024,262	1.13
17 TENNECO INC.....	684	.16	2,021,607	1.13
18 HONEYWELL INC.....	2,462	.59	1,959,255	1.10
19 TEXTRON INC.....	1,385	.33	1,622,295	.91
20 ALLIED-SIGNAL INC.....	3,007	.72	1,510,336	.85
21 BURROUGHS CORPORATION.....	2,215	.53	1,451,790	.81
22 GTE CORPORATION.....	919	.22	1,380,495	.77
23 LTV CORPORATION THE.....	656	.16	1,324,744	.74
24 TRW INC.....	1,169	.28	1,244,337	.70
25 DU PONT E I DE NMOURS COMPANY.....	366	.09	1,239,249	.69
26 EG&G INC.....	364	.09	1,147,401	.64
27 NORTHROP CORPORATION.....	855	.21	1,118,576	.63
28 ITT CORPORATION.....	972	.23	1,070,349	.60
29 MORTON THIOKOL INC.....	232	.06	993,352	.56
30 CALIFORNIA INST TECHNOLOGY.....	717	.17	973,876	.55
31 SPERRY CORPORATION.....	2,221	.53	964,382	.54
32 GENCORP INC.....	330	.08	887,103	.50
33 SINGER COMPANY THE.....	1,131	.27	851,679	.48
34 FMC CORPORATION.....	367	.09	721,210	.40
35 BATH IRON WORKS CORPORATION.....	228	.05	720,441	.40
36 MORRISON KNUDSEN CORPORATION.....	214	.05	717,538	.40
37 HERCULES INCORPORATED.....	431	.10	673,552	.38
38 MOTOROLA INC.....	1,432	.34	660,501	.37
39 FORD MOTOR COMPANY.....	600	.14	652,315	.37
40 COMPUTER SCIENCES CORPORATION.....	1,534	.37	607,581	.34
41 TEXAS INSTRUMENTS INCORPORATED.....	531	.13	543,846	.30
42 EATON CORPORATION.....	587	.14	489,541	.27
43 MASSACHUSETTS INST TECHNOLOGY.....	276	.07	463,210	.26
44 TELEDYNE INC.....	988	.24	452,831	.25
45 PETROLEOS MEXICANOS.....	8	.00	447,414	.25
46 CFM INTERNATIONAL INC.....	67	.02	434,979	.24
47 TRANSCO ENERGY COMPANY.....	4	.00	419,925	.24
48 NORTH AMERICAN PHILIPS CORP.....	322	.08	409,505	.23
49 BECHTEL GROUP INC.....	149	.04	409,241	.23
50 MITRE CORPORATION.....	117	.03	406,564	.23

FEDERAL PROCUREMENT DATA SYSTEM

**TOP 100 FEDERAL CONTRACTORS-Continued**

Actions Reported Individually on SF279

Fiscal Year 1987 Through Fourth Quarter

	Number of Procurement Actions	Percent of Actions	Dollars (000)	Percent of Dollars
51 PAN AM CORPORATION.....	367	.09	376,895	.21
52 BELL AND BARING.....	6	.00	375,273	.21
53 CHEVRON CORPORATION.....	86	.02	372,476	.21
54 JOHNS HOPKINS UNIVERSITY.....	103	.02	370,950	.21
55 OLIN CORPORATION.....	255	.06	365,535	.20
56 OSHKOSH TRUCK CORPORATION.....	58	.01	352,728	.20
57 GOODYEAR TIRE & RUBBER CO.....	372	.09	345,448	.19
58 HARRIS CORPORATION.....	788	.19	343,341	.19
59 AEROSPACE CORPORATION THE.....	17	.00	340,643	.19
60 SCIENCE APPLICATIONS INTL.....	1,185	.29	334,125	.19
61 ZENITH ELECTRONICS CORPORATION.....	2,989	.72	333,335	.19
62 EXXON CORPORATION.....	63	.02	319,787	.18
63 PENN CENTRAL CORPORATION THE.....	882	.21	317,069	.18
64 ASSOCIATED UNIVERSITIES INC.....	49	.01	316,873	.18
65 ROYAL DUTCH PETROLEUM COMPANY.....	47	.01	309,380	.17
66 DYNALECTRON CORPORATION.....	377	.09	304,431	.17
67 MASON COMPANY THE INC DE.....	113	.03	301,962	.17
68 BATTELLE MEMORIAL INSTITUTE.....	557	.13	295,020	.17
69 E-SYSTEMS INC.....	467	.11	293,617	.16
70 EMERSON ELECTRIC CO.....	619	.15	292,404	.16
71 CENTEX CORPORATION.....	203	.05	283,128	.16
72 UNIVERSITY OF CHICAGO THE.....	63	.02	278,644	.16
73 LORAL CORPORATION.....	394	.09	277,504	.16
74 ATLANTIC RICHFIELD COMPANY.....	12	.00	272,440	.15
75 ENSERCH CORPORATION.....	377	.09	267,871	.15
76 AVONDALE INDUSTRIES INC.....	96	.02	259,952	.15
77 ASHLAND OIL INC.....	199	.05	253,791	.14
78 CONTROL DATA CORPORATION.....	595	.14	252,130	.14
79 HEWLETT-PACKARD COMPANY.....	2,113	.51	234,685	.13
80 DIGITAL EQUIPMENT CORPORATION.....	2,163	.52	232,801	.13
81 DRAPER CHARLES STARK LAB.....	118	.03	211,809	.12
82 KAMAN CORPORATION.....	308	.07	211,419	.12
83 TRACOR INC.....	622	.15	210,805	.12
84 WANG LABORATORIES INC.....	1,650	.40	208,581	.12
85 OHIO VALLEY ELECTRIC CORP.....	4	.00	206,324	.12
86 CLARK ENTERPRISES INC.....	5	.00	204,540	.11
87 TODD SHIPYARDS CORPORATION.....	388	.09	197,738	.11
88 MONSANTO COMPANY.....	99	.02	197,603	.11
89 EASTMAN KODAK COMPANY.....	1,241	.30	194,158	.11
90 BDM INTERNATIONAL INC.....	491	.12	193,882	.11
91 UNIVERSITIES RESEARCH ASSN.....	14	.00	189,003	.11
92 UNITED INDUSTRIAL CORPORATION.....	222	.05	185,944	.10
93 LEAR SIEGLER INC.....	502	.12	184,538	.10
94 STANFORD LELAND JUNIOR UNIV.....	227	.05	181,535	.10
95 XEROX CORPORATION.....	2,082	.50	179,103	.10
96 EUROPEON UTILITY CO.....	255	.06	179,048	.10
97 CUBIC CORPORATION.....	199	.05	176,569	.10
98 GOULD INC.....	483	.12	175,715	.10
99 DUCHOSSOIS ENTERPRISES INC.....	66	.02	173,538	.10
100 HARSCO CORPORATION.....	89	.02	162,286	.09

FEDERAL PROCUREMENT DATA SYSTEM  
**TOTAL FEDERAL SNAPSHOT REPORT**

Actions Reported in Summary on SF281

Fiscal Year 1987 Through Fourth Quarter

**Part I - Total Prime Acquisition Actions**

Acquisition Method	Number of Actions	Net Dollar Amount (000)				
		Total	Small Business Concerns	Large Business Concerns	Educational & Non-Profit Institutions	Outside U.S./ Outlying Areas
1. Total (2+7+8)	21,883,874	18,760,658				
2. Subtotal (3+4+5+6)	21,769,277	18,595,367	8,645,520*	7,015,569*	256,670*	986,408*
3. Formally Advertised (Including 2 Step)	570,417	540,568	334,075	186,912	4,689	14,892
4. Negotiated Competitive	8,798,499	7,898,832	5,263,946	1,902,431	16,454	716,001
5. Negotiated Non-Competitive	10,377,204	7,427,353	2,695,707	4,255,735	221,279	254,632
6. Procurement Under Another Agency's Contracts	2,023,157	2,728,614	351,792*	670,491*	14,248*	883*
6A. GSA Schedules	1,486,496	2,285,368	309,525*	611,903*	3,340*	816*
6B. Another Agency's Contracts	556,661	443,246	42,267*	58,588*	10,908*	67*
7. Directed Contracts For Foreign Governments	32,561	94,457				
8. Tariff Or Regulated Acquisitions	82,036	70,834				

**Part II - Statistics on Selected Types of Acquisition**

Type of Acquisition	Number of Actions	Net Dollar Amount (000)
9. Small Business Total Set-Asides	9,084,193	5,512,757
10. Small Business Partial Set-Asides	10,979	5,725
11. Total Labor Surplus Area Set-Asides	174,566	107,326
12. Total Labor Surplus Area/Small Business Set-Asides	358,140	161,818
13. Acquisitions From Minority and Disadvantaged Business Enterprises (13A + 13B)	449,586	363,158
13A. Directed to Large Or Small Minority Business Enterprises	420,914	306,689
13B. Small Business - Disadvantaged 8(A)	28,672	56,469
14. Women-Owned Business	470,264	335,489

\* DOD DOES NOT REPORT THIS DATA, THEREFORE DOLLARS DO NOT ADD ACROSS AND UP TO EQUAL THE LISTED TOTALS AND SUBTOTALS

**TOTAL FEDERAL SNAPSHOT REPORT**

Actions Reported Individually on SF279

Fiscal Year 1987 Through Fourth Quarter

	PRE-CICA		POST-CICA		PRE- & POST-CICA			
	Actions	Dollars (000)	Actions	Dollars (000)	Actions	Percents of Actions	Dollars (000)	Percentage of Dollars (000)
<b>Total</b>	<b>108,061</b>	<b>65,182,897</b>	<b>307,671</b>	<b>113,331,957</b>	<b>415,732</b>	<b>100.000</b>	<b>178,514,854</b>	<b>100.000</b>
<b>Subject To Statutory Requirements</b>								
Walsh Healy Act - Mfg	37,977	33,934,576	123,583	70,696,341	161,560	38.862	104,630,917	58.612
Walsh Healy Act - Dealer	4,142	867,846	24,567	4,351,665	28,709	6.906	5,219,511	2.924
Service Contract Act	16,995	6,200,100	48,812	6,692,411	65,807	15.829	12,892,511	7.222
Davis Bacon Act	3,839	645,988	26,528	9,659,946	30,367	7.304	10,305,934	5.773
Not subject to Above 3 Acts	45,108	23,534,387	84,181	21,931,594	129,289	31.099	45,465,981	25.489
<b>Kind of Contract Action</b>								
Initial Letter Contract	54	210,681	842	1,964,905	896	0.216	2,175,586	1.219
Def. Cont. Superseding Letter Contract	97	569,054	533	2,387,734	630	0.152	2,956,788	1.656
New Definitive Contract	2,149	2,612,825	111,654	54,838,519	113,803	27.374	57,451,344	32.183
Order Under Agency's Contract	45,945	7,154,179	102,344	14,054,641	148,289	35.669	21,208,820	11.881
Modification	48,988	54,232,310	69,114	39,144,694	118,102	28.408	93,377,004	52.308
GSA Schedule	8,785	622,866	20,950	1,386,429	29,735	7.152	2,009,295	1.126
Order Under Other Agency's Contract	1,338	91,350	931	134,141	2,269	0.546	225,491	0.126
Termination for Default	141	-81,587	346	-99,280	487	0.117	-180,867	-0.101
Termination for Convenience	564	-228,781	957	-479,826	1,521	0.366	-708,607	-0.397
<b>Labor Surplus Area (LSA)</b>								
Total Set-Aside	466	105,835	852	283,444	1,318	0.317	389,279	0.218
Partial Set-Aside (DOD contracts)	4	2,237	102	135,890	106	0.025	138,127	0.077
Tie Bid Preference	20	1,682	88	10,151	108	0.026	11,833	0.007
Total LSA/Small Bus. Set-Aside	399	15,753	6,337	358,953	6,736	1.620	374,706	0.210
Comb. Sm. Bus. Partial LSA (DOD contracts)	2	3,322	110	50,979	112	0.027	54,301	0.030
Subtotal:	891	128,829	7,489	839,417	8,380	2.016	968,246	0.542
LSA No Preference Given	107,170	65,054,068	300,182	112,492,540	407,352	97.984	177,546,608	99.458
<b>Product or Service</b>								
Supplies & Equipment	26,310	21,949,565	131,859	63,278,680	158,169	38.046	85,228,245	47.743
Research & Development	12,417	15,193,862	22,312	11,807,525	34,729	8.354	27,001,387	15.126
Construction	5,104	1,320,048	32,913	11,749,472	38,017	9.145	13,069,520	7.321
Architect Engineering	4,791	1,086,333	10,210	2,740,632	15,001	3.608	3,826,965	2.144
Automatic Data Processing Services	4,507	1,190,023	4,619	1,050,505	9,126	2.195	2,240,528	1.255
ADP Equipment, Purchase & Lease	7,569	1,631,784	18,431	2,775,360	26,000	6.254	4,407,144	2.469
Real Property, Purchase & Lease	13,525	225,716	4,147	223,648	17,672	4.251	449,364	0.252
Other Services	33,838	22,585,566	83,180	19,706,135	117,018	28.147	42,291,701	23.691



FEDERAL PROCUREMENT DATA SYSTEM  
**TOTAL FEDERAL SNAPSHOT REPORT**  
 Actions Reported Individually on SF279  
 Fiscal Year 1987 Through Fourth Quarter

	PRE-CICA		POST-CICA		PRE- & POST-CICA			
	Actions	Dollars (000)	Actions	Dollars (000)	Actions	Percentage of Actions	Dollars (000)	Percentage of Dollars (000)
<b>Methods of Contracting (Pre-CICA)</b>								
2-step Formal Advertising .....	125	22,898	0	0	125	0.030	22,898	0.013
Other Formal Advertising .....	5,120	1,009,365	0	0	5,120	1.232	1,009,365	0.565
Negotiated Competitive .....	57,053	28,476,468	0	0	57,053	13.724	28,476,468	15.952
Negotiated Non-Competitive .....	30,374	27,707,318	0	0	30,374	7.306	27,707,318	15.521
Directed for Foreign Governments .....	4,630	4,852,107	0	0	4,630	1.114	4,852,107	2.718
Tariff or Regulated .....	7,471	2,505,581	0	0	7,471	1.797	2,505,581	1.404
8(a) Awards .....	3,288	609,160	0	0	3,288	0.791	609,160	0.341
Brand Name For Resale .....	0	0	0	0	0	0.000	0	0.000
<b>Small Business Awards</b>								
Small Business No Preference .....	22,865	1,348,884	74,997	10,681,416	97,862	23.540	12,030,300	6.739
Total Set-Asides .....	8,100	1,210,648	59,245	10,334,805	67,345	18.199	11,545,453	6.468
Partial Set-Asides .....	115	15,263	0	0	115	0.028	15,263	0.009
8(a) Awards .....	3,288	609,160	9,141	2,506,273	12,429	2.990	3,115,433	1.745
Subtotal:	34,368	3,183,955	143,383	23,522,494	177,751	42.756	26,706,449	14.960
<b>Type of Contract</b>								
Fixed Price .....	75,073	31,236,423	265,041	91,095,452	340,114	81.811	122,331,875	68.528
Cost Reimbursement .....	27,086	32,873,672	34,440	20,046,658	61,526	14.799	52,920,330	29.645
Time & Material .....	5,151	862,592	5,537	1,089,011	10,688	2.571	1,951,603	1.093
Labor Hour .....	751	210,210	2,653	1,100,836	3,404	0.819	1,311,046	0.734
<b>Type of Contractor</b>								
Business Concerns .....	97,327	56,906,435	275,057	103,257,252	372,384	89.573	160,163,687	89.720
Educational & Non-Profit .....	5,242	4,527,431	12,416	3,250,922	17,658	4.247	7,778,353	4.357
State/Local Government .....	1,509	1,480,509	5,707	680,201	7,216	1.736	2,160,710	1.210
Non-defined .....	3,983	2,268,522	14,491	6,143,582	18,474	4.444	8,412,104	4.712
<b>Full and Open Competition (Post-CICA)</b>								
Normal Full & Open Competition .....	0	0	114,509	44,021,400	114,509	27.544	44,021,400	24.660
Architect Engineering .....	0	0	6,699	701,061	6,699	1.611	701,061	0.393
Basic Research .....	0	0	3,492	707,993	3,492	0.840	707,993	0.397
Multiple Award .....	0	0	20,775	1,446,953	20,775	4.997	1,446,953	0.811
Alternate Source .....	0	0	187	801,073	187	0.045	801,073	0.449
Small Business Set-Aside .....	0	0	53,561	10,010,899	53,561	12.884	10,010,899	5.608
LSA Set-Aside .....	0	0	762	261,014	762	0.183	261,014	0.146
LSA/Small Business Set-Aside .....	0	0	5,695	325,996	5,695	1.370	325,996	0.183
<b>Authority for Other Than Full and Open Competition (Post-CICA)</b>								
<b>Competitive</b>								
Only One Source .....	0	0	866	382,164	866	0.208	382,164	0.214
Follow-on Contracts .....	0	0	152	48,848	152	0.037	48,848	0.027
Other .....	0	0	587	190,735	587	0.141	190,735	0.107
Unusual & Compelling Urgency .....	0	0	1,626	561,928	1,626	0.391	561,928	0.315
Mobilization/Essential R&D .....	0	0	947	4,173,912	947	0.228	4,173,912	2.338
International Agreement .....	0	0	423	156,396	423	0.102	156,396	0.088
National Security .....	0	0	824	492,405	824	0.198	492,405	0.276
Public Interest .....	0	0	22	87,909	22	0.005	87,909	0.049
<b>Non-Competitive</b>								
Only One Source .....	0	0	25,618	18,886,608	25,618	6.162	18,886,608	10.580
Follow-on Contracts .....	0	0	2,605	7,306,584	2,605	0.627	7,306,584	4.093
Other .....	0	0	12,179	8,735,650	12,179	2.930	8,735,650	4.894
Unusual & Compelling Urgency .....	0	0	5,476	3,242,790	5,476	1.317	3,242,790	1.817
Mobilization/Essential R&D .....	0	0	1,063	2,867,406	1,063	0.256	2,867,406	1.606
International Agreement .....	0	0	228	114,584	228	0.055	114,584	0.064
National Security .....	0	0	3,139	1,350,588	3,139	0.755	1,350,588	0.757
Public Interest .....	0	0	29	1,517	29	0.007	1,517	0.001
Not Available for Competition .....	15,601	8,012,248	41,887	6,406,618	57,488	13.828	14,418,866	8.077
<b>Synopsis of Procurement Prior to Award</b>								
Synopsized Prior to Award .....	51,428	43,675,499	179,879	93,046,871	231,307	55.638	136,722,370	76.589
Not Synopsized due to Emergency .....	1,716	922,500	11,447	4,233,618	13,163	3.166	5,156,118	2.888
Not Synopsized for Other Reasons .....	54,917	20,584,898	116,345	16,051,468	171,262	41.195	36,636,366	20.523
Women Owned Business .....	1,552	167,959	8,060	1,032,108	9,612	2.312	1,200,067	0.672
Full and Open with Only One Bidder/Offeree .....	0	0	24,964	6,024,951	24,964	6.005	6,024,951	3.375

FEDERAL PROCUREMENT DATA SYSTEM  
**EXECUTIVE OFFICE OF THE PRESIDENT SNAPSHOT REPORT**

Actions Reported in Summary on SF281

Fiscal Year 1987 Through Fourth Quarter

**Part I - Total Prime Acquisition Actions**

Acquisition Method	Number of Actions	Net Dollar Amount (000)				
		Total	Small Business Concerns	Large Business Concerns	Educational & Non-Profit Institutions	Outside U.S./Outlying Areas
1. Total (2+7+8) .....	2,254	5,677				
2. Subtotal (3+4+5+6) .....	2,254	5,677	3,054	2,623	0	0
3. Formally Advertised (Including 2 Step) .....	0	0	0	0	0	0
4. Negotiated Competitive .....	177	733	528	205	0	0
5. Negotiated Non-Competitive .....	1,721	3,445	2,238	1,207	0	0
6. Procurement Under Another Agency's Contracts .....	356	1,499	288	1,211	0	0
6A. GSA Schedules .....	352	1,496	285	1,211	0	0
6B. Another Agency's Contracts .....	4	3	3	0	0	0
7. Directed Contracts For Foreign Governments .....	0	0				
8. Tariff Or Regulated Acquisitions .....	0	0				

**Part II - Statistics on Selected Types of Acquisition**

Type of Acquisition	Number of Actions	Net Dollar Amount (000)
9. Small Business Total Set-Asides .....	662	1,292
10. Small Business Partial Set-Asides .....	0	0
11. Total Labor Surplus Area Set-Asides .....	228	516
12. Total Labor Surplus Area/Small Business Set-Asides .....	148	265
13. Acquisitions From Minority and Disadvantaged Business Enterprises (13A + 13B) .....	10	409
13A. Directed to Large Or Small Minority Business Enterprises .....	8	9
13B. Small Business - Disadvantaged 8(A) .....	2	400
14. Women-Owned Business .....	66	178

**EXECUTIVE OFFICE OF THE PRESIDENT SNAPSHOT REPORT**

Actions Reported Individually on SF279

Fiscal Year 1987 Through Fourth Quarter

	PRE-CICA		POST-CICA		PRE- & POST-CICA			
	Actions	Dollars (000)	Actions	Dollars (000)	Actions	Percents of Actions	Dollars (000)	Percentage of Dollars (000)
Total .....	7	4,068	83	6,227	90	100.000	10,295	100.000
<b>Subject To Statutory Requirements</b>								
Walsh Healy Act - Mfg .....	1	1,093	26	1,338	27	30.000	2,431	23.613
Walsh Healy Act - Dealer .....	0	0	1	33	1	1.111	33	0.321
Service Contract Act .....	3	2,792	20	2,562	23	25.556	5,354	52.006
Davis Bacon Act .....	0	0	1	100	1	1.111	100	0.971
Not subject to Above 3 Acts .....	3	183	35	2,194	38	42.222	2,377	23.089
<b>Kind of Contract Action</b>								
Initial Letter Contract .....	0	0	2	81	2	2.222	81	0.787
Def. Cont. Superseding Letter Contract .....	0	0	0	0	0	0.000	0	0.000
New Definitive Contract .....	0	0	12	2,150	12	13.333	2,150	20.884
Order Under Agency's Contract .....	0	0	3	172	3	3.333	172	1.671
Modification .....	5	3,918	27	1,449	32	35.556	5,367	52.132
GSA Schedule .....	1	50	39	2,375	40	44.444	2,425	23.555
Order Under Other Agency's Contract .....	1	100	0	0	1	1.111	100	0.971
Termination for Default .....	0	0	0	0	0	0.000	0	0.000
Termination for Convenience .....	0	0	0	0	0	0.000	0	0.000
<b>Labor Surplus Area (LSA)</b>								
Total Set-Aside .....	0	0	0	0	0	0.000	0	0.000
Partial Set-Aside (DOD contracts) .....	0	0	0	0	0	0.000	0	0.000
Tie Bid Preference .....	1	65	0	0	1	1.111	65	0.631
Total LSA/Small Bus. Set-Aside .....	0	0	0	0	0	0.000	0	0.000
Comb. Sm. Bus. Partial LSA (DOD contracts) .....	0	0	0	0	0	0.000	0	0.000
Subtotal: .....	1	65	0	0	1	1.111	65	0.631
<b>LSA No Preference Given .....</b>	<b>6</b>	<b>4,003</b>	<b>83</b>	<b>6,227</b>	<b>89</b>	<b>98.889</b>	<b>10,230</b>	<b>99.369</b>
<b>Product or Service</b>								
Supplies & Equipment .....	0	0	9	463	9	10.000	463	4.497
Research & Development .....	0	0	0	0	0	0.000	0	0.000
Construction .....	0	0	1	100	1	1.111	100	0.971
Architect Engineering .....	0	0	0	0	0	0.000	0	0.000
Automatic Data Processing Services .....	4	2,842	22	1,136	26	28.889	3,978	38.640
ADP Equipment, Purchase & Lease .....	1	1,093	29	2,018	30	33.333	3,111	30.219
Real Property, Purchase & Lease .....	0	0	1	28	1	1.111	28	0.272
Other Services .....	2	133	21	2,482	23	25.556	2,615	25.401

FEDERAL PROCUREMENT DATA SYSTEM  
**EXECUTIVE OFFICE OF THE PRESIDENT SNAPSHOT REPORT**  
**Actions Reported Individually on SF279**  
**Fiscal Year 1987 Through Fourth Quarter**

	PRE-CICA		POST-CICA		PRE- & POST-CICA			
	Actions	Dollars (000)	Actions	Dollars (000)	Actions	Percentage of Actions	Dollars (000)	Percentage of Dollars (000)
<b>Methods of Contracting (Pre-CICA)</b>								
2-step Formal Advertising .....	0	0	0	0	0	0.000	0	0.000
Other Formal Advertising .....	0	0	0	0	0	0.000	0	0.000
Negotiated Competitive .....	6	4,035	0	0	6	6.667	4,035	39.194
Negotiated Non-Competitive .....	1	33	0	0	1	1.111	33	0.321
Directed for Foreign Governments .....	0	0	0	0	0	0.000	0	0.000
Tariff or Regulated .....	0	0	0	0	0	0.000	0	0.000
8(a) Awards .....	0	0	0	0	0	0.000	0	0.000
Brand Name For Resale .....	0	0	0	0	0	0.000	0	0.000
<b>Small Business Awards</b>								
Small Business No Preference .....	0	0	21	1,081	21	23.333	1,081	10.500
Total Set-Asides .....	0	0	0	0	0	0.000	0	0.000
Partial Set-Asides .....	0	0	0	0	0	0.000	0	0.000
8(a) Awards .....	0	0	4	215	4	4.444	215	2.088
Subtotal:	0	0	25	1,296	25	27.778	1,296	12.589
<b>Type of Contract</b>								
Fixed Price .....	4	1,276	79	4,603	83	92.222	5,879	57.105
Cost Reimbursement .....	3	2,792	3	1,581	6	6.667	4,373	42.477
Time & Material .....	0	0	0	0	0	0.000	0	0.000
Labor Hour .....	0	0	1	43	1	1.111	43	0.418
<b>Type of Contractor</b>								
Business Concerns .....	6	4,035	81	4,627	87	96.667	8,662	84.138
Educational & Non-Profit .....	1	33	1	1,500	2	2.222	1,533	14.891
State/Local Government .....	0	0	1	100	1	1.111	100	0.971
Non-defined .....	0	0	0	0	0	0.000	0	0.000
<b>Full and Open Competition (Post-CICA)</b>								
Normal Full & Open Competition .....	0	0	2	53	2	2.222	53	0.515
Architect Engineering .....	0	0	0	0	0	0.000	0	0.000
Basic Research .....	0	0	0	0	0	0.000	0	0.000
Multiple Award .....	0	0	38	2,385	38	42.222	2,385	23.167
Alternate Source .....	0	0	1	30	1	1.111	30	0.291
Small Business Set-Aside .....	0	0	0	0	0	0.000	0	0.000
LSA Set-Aside .....	0	0	0	0	0	0.000	0	0.000
LSA/Small Business Set-Aside .....	0	0	0	0	0	0.000	0	0.000
<b>Authority for Other Than Full and Open Competition (Post-CICA)</b>								
<b>Competitive</b>								
Only One Source .....	0	0	0	0	0	0.000	0	0.000
Follow-on Contracts .....	0	0	0	0	0	0.000	0	0.000
Other .....	0	0	0	0	0	0.000	0	0.000
Unusual & Compelling Urgency .....	0	0	0	0	0	0.000	0	0.000
Mobilization/Essential R&D .....	0	0	0	0	0	0.000	0	0.000
International Agreement .....	0	0	0	0	0	0.000	0	0.000
National Security .....	0	0	0	0	0	0.000	0	0.000
Public Interest .....	0	0	0	0	0	0.000	0	0.000
<b>Non-Competitive</b>								
Only One Source .....	0	0	3	1,594	3	3.333	1,594	15.483
Follow-on Contracts .....	0	0	14	832	14	15.556	832	8.082
Other .....	0	0	18	962	18	20.000	962	9.344
Unusual & Compelling Urgency .....	0	0	0	0	0	0.000	0	0.000
Mobilization/Essential R&D .....	0	0	0	0	0	0.000	0	0.000
International Agreement .....	0	0	0	0	0	0.000	0	0.000
National Security .....	0	0	1	100	1	1.111	100	0.971
Public Interest .....	0	0	1	26	1	1.111	26	0.253
Not Available for Competition .....	0	0	5	245	5	5.556	245	2.380
<b>Synopsis of Procurement Prior to Award</b>								
Synopsized Prior to Award .....	2	3,337	11	1,119	13	14.444	4,456	43.283
Not Synopsized due to Emergency .....	0	0	1	1,500	1	1.111	1,500	14.570
Not Synopsized for Other Reasons .....	5	731	71	3,608	76	84.444	4,339	42.147
Women Owned Business .....	0	0	1	26	1	1.111	26	0.253
Full and Open with Only One Bidder/Offeror .....	0	0	2	55	2	2.222	55	0.534

FEDERAL PROCUREMENT DATA SYSTEM  
**DEPARTMENT OF AGRICULTURE SNAPSHOT REPORT**

Actions Reported in Summary on SF281  
 Fiscal Year 1987 Through Fourth Quarter

**Part I - Total Prime Acquisition Actions**

Acquisition Method	Number of Actions	Net Dollar Amount (000)				
		Total	Small Business Concerns	Large Business Concerns	Educational & Non-Profit Institutions	Outside U.S./ Outlying Areas
1. Total (2+7+8)	1,183,259	464,151				
2. Subtotal (3+4+5+6)	1,146,885	430,922	273,882	149,334	6,821	885
3. Formally Advertised (Including 2 Step)	1,536	2,891	1,712	1,135	44	0
4. Negotiated Competitive	368,395	267,067	165,079	99,664	1,733	591
5. Negotiated Non-Competitive	715,063	95,323	78,620	12,845	3,569	289
6. Procurement Under Another Agency's Contracts	61,891	65,641	28,471	35,690	1,475	5
6A. GSA Schedules	54,328	58,345	25,468	31,860	1,014	3
6B. Another Agency's Contracts	7,563	7,296	3,003	3,830	461	2
7. Directed Contracts For Foreign Governments	93	27				
8. Tariff Or Regulated Acquisitions	36,281	33,202				

**Part II - Statistics on Selected Types of Acquisition**

Type of Acquisition	Number of Actions	Net Dollar Amount (000)
9. Small Business Total Set-Asides	740,650	185,295
10. Small Business Partial Set-Asides	1,250	666
11. Total Labor Surplus Area Set-Asides	2,146	1,295
12. Total Labor Surplus Area/Small Business Set-Asides	9,897	4,646
13. Acquisitions From Minority and Disadvantaged Business Enterprises (13A + 13B)	12,985	8,652
13A. Directed to Large Or Small Minority Business Enterprises	9,981	6,702
13B. Small Business - Disadvantaged B(A)	3,004	1,950
14. Women-Owned Business	13,369	7,796

**DEPARTMENT OF AGRICULTURE SNAPSHOT REPORT**

Actions Reported Individually on SF279  
 Fiscal Year 1987 Through Fourth Quarter

	PRE-CICA		POST-CICA		PRE- & POST-CICA			Percentage of Dollars (000)
	Actions	Dollars (000)	Actions	Dollars (000)	Actions	Percents of Actions	Dollars (000)	
<b>Total</b>	<b>1,917</b>	<b>109,780</b>	<b>12,944</b>	<b>1,605,502</b>	<b>14,861</b>	<b>100.000</b>	<b>1,715,282</b>	<b>100.000</b>
<b>Subject To Statutory Requirements</b>								
Walsh Healy Act - Mfg	909	30,880	810	54,323	1,719	11.567	85,203	4.967
Walsh Healy Act - Dealer	168	9,851	737	29,681	905	6.090	39,532	2.305
Service Contract Act	390	39,130	5,082	174,420	5,472	36.821	213,550	12.450
Davis Bacon Act	43	8,398	2,463	205,403	2,506	16.863	213,801	12.464
Not subject to Above 3 Acts	407	21,521	3,852	1,141,675	4,259	28.659	1,163,196	67.814
<b>Kind of Contract Action</b>								
Initial Letter Contract	0	0	32	4,569	32	0.215	4,569	0.266
Def. Cont. Superseding Letter Contract	0	0	13	397	13	0.087	397	0.023
New Definitive Contract	4	276	9,424	1,455,227	9,428	63.441	1,455,503	84.855
Order Under Agency's Contract	633	17,524	753	15,273	1,386	9.326	32,797	1.912
Modification	662	69,217	2,222	118,807	2,884	19.407	188,024	10.962
GSA Schedule	603	20,965	431	13,001	1,034	6.958	33,966	1.980
Order Under Other Agency's Contract	10	1,786	2	22	12	0.081	1,808	0.105
Termination for Default	3	23	52	-1,563	55	0.370	-1,540	-0.090
Termination for Convenience	2	-11	15	-231	17	0.114	-242	-0.014
<b>Labor Surplus Area (LSA)</b>								
Total Set-Aside	4	1,650	99	21,259	103	0.693	22,909	1.336
Partial Set-Aside (DOD contracts)	0	0	0	0	0	0.000	0	0.000
Tie Bid Preference	0	0	0	0	0	0.000	0	0.000
Total LSA/Small Bus. Set-Aside	39	588	3,571	137,242	3,610	24.292	137,830	8.035
Comb. Sm. Bus. Partial LSA (DOD contracts)	0	0	0	0	0	0.000	0	0.000
Subtotal:	43	2,238	3,670	158,501	3,713	24.985	160,739	9.371
<b>LSA No Preference Given</b>	<b>1,874</b>	<b>107,542</b>	<b>9,274</b>	<b>1,447,001</b>	<b>11,148</b>	<b>75.015</b>	<b>1,554,543</b>	<b>90.629</b>
<b>Product or Service</b>								
Supplies & Equipment	344	12,201	3,861	1,102,237	4,205	28.296	1,114,438	64.971
Research & Development	7	160	70	8,045	77	0.518	8,205	0.478
Construction	48	8,572	2,828	215,661	2,876	19.353	224,233	13.073
Architect Engineering	40	375	258	29,706	298	2.005	30,081	1.754
Automatic Data Processing Services	75	14,366	117	9,331	192	1.292	23,697	1.382
ADP Equipment, Purchase & Lease	689	37,382	415	28,147	1,104	7.429	65,529	3.820
Real Property, Purchase & Lease	327	10,240	283	6,185	610	4.105	16,425	0.958
Other Services	387	26,484	5,112	206,190	5,499	37.003	232,674	13.585

FEDERAL PROCUREMENT DATA SYSTEM  
**DEPARTMENT OF AGRICULTURE SNAPSHOT REPORT**  
 Actions Reported Individually on SF279  
 Fiscal Year 1987 Through Fourth Quarter

	PRE-CICA		POST-CICA		PRE- & POST-CICA			
	Actions	Dollars (000)	Actions	Dollars (000)	Actions	Percentage of Actions	Dollars (000)	Percentage of Dollars (000)
<b>Methods of Contracting (Pre-CICA)</b>								
2-step Formal Advertising .....	0	0	0	0	0	0.000	0	0.000
Other Formal Advertising .....	89	7,041	0	0	89	0.599	7,041	0.410
Negotiated Competitive .....	1,667	84,034	0	0	1,667	11.217	84,034	4.899
Negotiated Non-Competitive .....	102	11,161	0	0	102	0.686	11,161	0.651
Directed for Foreign Governments .....	0	0	0	0	0	0.000	0	0.000
Tariff or Regulated .....	6	97	0	0	6	0.040	97	0.006
8(a) Awards .....	53	7,447	0	0	53	0.357	7,447	0.434
Brand Name For Resale .....	0	0	0	0	0	0.000	0	0.000
<b>Small Business Awards</b>								
Small Business No Preference .....	547	31,277	4,013	456,891	4,560	30.664	488,168	26.460
Total Set-Asides .....	138	4,688	5,505	327,445	5,643	37.972	332,133	19.363
Partial Set-Asides .....	0	0	0	0	0	0.000	0	0.000
8(a) Awards .....	53	7,447	580	49,646	633	4.259	57,093	3.328
Subtotal:	738	43,412	10,098	833,982	10,836	72.916	877,394	51.152
<b>Type of Contract</b>								
Fixed Price .....	1,882	91,081	12,369	1,527,483	14,251	95.895	1,618,564	94.361
Cost Reimbursement .....	26	18,508	465	74,804	491	3.304	93,312	5.440
Time & Material .....	0	0	22	252	22	0.148	252	0.015
Labor Hour .....	9	191	88	2,963	97	0.653	3,154	0.184
<b>Type of Contractor</b>								
Business Concerns .....	1,878	98,521	12,321	1,587,087	14,199	95.545	1,685,608	98.270
Educational & Non-Profit .....	10	9,463	63	8,042	73	0.491	17,505	1.021
State/Local Government .....	28	1,736	559	9,937	587	3.950	11,673	0.681
Non-defined .....	1	60	1	436	2	0.013	496	0.029
<b>Full and Open Competition (Post-CICA)</b>								
Normal Full & Open Competition .....	0	0	3,825	1,149,108	3,825	25.739	1,149,108	66.992
Architect Engineering .....	0	0	67	2,983	67	0.451	2,983	0.174
Basic Research .....	0	0	5	83	5	0.034	83	0.005
Multiple Award .....	0	0	419	12,761	419	2.819	12,761	0.744
Alternate Source .....	0	0	0	0	0	0.000	0	0.000
Small Business Set-Aside .....	0	0	2,371	194,387	2,371	15.955	194,387	11.333
LSA Set-Aside .....	0	0	92	21,211	92	0.619	21,211	1.237
LSA/Small Business Set-Aside .....	0	0	3,142	133,592	3,142	21.143	133,592	7.788
<b>Authority for Other Than Full and Open Competition (Post-CICA)</b>								
<b>Competitive</b>								
Only One Source .....	0	0	3	62	3	0.020	62	0.004
Follow-on Contracts .....	0	0	0	0	0	0.000	0	0.000
Other .....	0	0	3	8	3	0.020	8	0.000
Unusual & Compelling Urgency .....	0	0	62	2,308	62	0.417	2,308	0.135
Mobilization/Essential R&D .....	0	0	0	0	0	0.000	0	0.000
International Agreement .....	0	0	0	0	0	0.000	0	0.000
National Security .....	0	0	0	0	0	0.000	0	0.000
Public Interest .....	0	0	2	22	2	0.013	22	0.001
<b>Non-Competitive</b>								
Only One Source .....	0	0	54	8,013	54	0.363	8,013	0.467
Follow-on Contracts .....	0	0	7	475	7	0.047	475	0.028
Other .....	0	0	513	7,293	513	3.452	7,293	0.425
Unusual & Compelling Urgency .....	0	0	109	2,086	109	0.733	2,086	0.122
Mobilization/Essential R&D .....	0	0	3	256	3	0.020	256	0.015
International Agreement .....	0	0	1	436	1	0.007	436	0.025
National Security .....	0	0	0	0	0	0.000	0	0.000
Public Interest .....	0	0	4	44	4	0.027	44	0.003
Not Available for Competition .....	59	7,544	760	55,701	819	5.511	63,245	3.687
<b>Synopsis of Procurement Prior to Award</b>								
Synopsized Prior to Award .....	1,917	109,780	12,944	1,605,502	14,861	100.000	1,715,282	100.000
Not Synopsized due to Emergency .....	0	0	0	0	0	0.000	0	0.000
Not Synopsized for Other Reasons .....	0	0	0	0	0	0.000	0	0.000
Women Owned Business .....	50	4,478	621	28,168	671	4.515	32,646	1.903
Full and Open with Only One Bidder/Offeror .....	0	0	599	32,316	599	4.031	32,316	1.884

FEDERAL PROCUREMENT DATA SYSTEM  
**DEPARTMENT OF COMMERCE SNAPSHOT REPORT**  
**Actions Reported in Summary on SF281**  
**Fiscal Year 1987 Through Fourth Quarter**

Part I - Total Prime Acquisition Actions

Acquisition Method	Number of Actions	Net Dollar Amount (000)				
		Total	Small Business Concerns	Large Business Concerns	Educational & Non-Profit Institutions	Outside U.S./Outlying Areas
1. Total (2+7+8)	125,397	102,784				
2. Subtotal (3+4+5+6)	125,122	102,331	66,150	32,489	2,985	707
3. Formally Advertised (Including 2 Step)	1,830	2,332	1,299	1,031	2	0
4. Negotiated Competitive	31,642	33,431	26,125	6,466	708	132
5. Negotiated Non-Competitive	75,751	39,271	29,080	7,498	2,162	531
6. Procurement Under Another Agency's Contracts	15,899	27,297	9,646	17,494	113	44
6A. GSA Schedules	14,871	25,681	9,146	16,527	6	2
6B. Another Agency's Contracts	1,028	1,616	500	967	107	42
7. Directed Contracts For Foreign Governments	12	100				
8. Tariff Or Regulated Acquisitions	263	353				

Part II - Statistics on Selected Types of Acquisition

Type of Acquisition	Number of Actions	Net Dollar Amount (000)
9. Small Business Total Set-Asides	38,404	28,048
10. Small Business Partial Set-Asides	1,562	1,425
11. Total Labor Surplus Area Set-Asides	37	68
12. Total Labor Surplus Area/Small Business Set-Asides	77	260
13. Acquisitions From Minority and Disadvantaged Business Enterprises (13A + 13B)	7,848	4,718
13A. Directed to Large Or Small Minority Business Enterprises	7,738	4,483
13B. Small Business - Disadvantaged 8(A)	110	235
14. Women-Owned Business	6,339	2,969

**DEPARTMENT OF COMMERCE SNAPSHOT REPORT**

**Actions Reported Individually on SF279**  
**Fiscal Year 1987 Through Fourth Quarter**

	PRE-CICA		POST-CICA		PRE- & POST-CICA			
	Actions	Dollars (000)	Actions	Dollars (000)	Actions	Percents of Actions	Dollars (000)	Percentage of Dollars (000)
Total	779	91,672	2,164	235,269	2,943	100.000	326,941	100.000
<b>Subject To Statutory Requirements</b>								
Walsh Healy Act - Mfg	319	34,846	743	69,900	1,062	36.086	104,746	32.038
Walsh Healy Act - Dealer	26	6,018	228	25,418	254	8.631	31,436	9.615
Service Contract Act	282	26,397	546	61,341	828	28.135	87,738	26.836
Davis Bacon Act	0	0	75	3,657	75	2.548	3,657	1.119
Not subject to Above 3 Acts	152	24,411	572	74,953	724	24.601	99,364	30.392
<b>Kind of Contract Action</b>								
Initial Letter Contract	0	0	0	0	0	0.000	0	0.000
Def. Cont. Superseding Letter Contract	0	0	0	0	0	0.000	0	0.000
New Definitive Contract	4	1,441	692	100,425	696	23.649	101,866	31.157
Order Under Agency's Contract	1	27	51	688	52	1.767	715	0.219
Modification	448	56,956	1,143	123,828	1,591	54.060	180,784	55.296
GSA Schedule	301	31,325	270	10,065	571	19.402	41,390	12.660
Order Under Other Agency's Contract	23	1,876	6	272	29	0.985	2,148	0.657
Termination for Default	1	-44	1	10	2	0.068	-34	-0.010
Termination for Convenience	1	91	1	-19	2	0.068	72	0.022
<b>Labor Surplus Area (LSA)</b>								
Total Set-Aside	0	0	3	59	3	0.102	59	0.018
Partial Set-Aside (DOD contracts)	0	0	0	0	0	0.000	0	0.000
Tie Bid Preference	0	0	10	545	10	0.340	545	0.167
Total LSA/Small Bus. Set-Aside	0	0	19	2,280	19	0.646	2,280	0.697
Comb. Sm. Bus. Partial LSA (DOD contracts)	0	0	0	0	0	0.000	0	0.000
Subtotal:	0	0	32	2,884	32	1.087	2,884	0.882
<b>LSA No Preference Given</b>	779	91,672	2,132	232,385	2,911	98.913	324,057	99.118
<b>Product or Service</b>								
Supplies & Equipment	204	19,159	385	52,024	589	20.014	71,183	21.772
Research & Development	23	3,492	123	28,117	146	4.961	31,609	9.668
Construction	0	0	86	4,179	86	2.922	4,179	1.278
Architect Engineering	8	557	19	3,120	27	0.917	3,677	1.125
Automatic Data Processing Services	100	13,442	185	21,640	285	9.684	35,082	10.730
ADP Equipment, Purchase & Lease	154	21,396	339	31,354	493	16.752	52,750	16.134
Real Property, Purchase & Lease	3	125	1	206	4	0.136	331	0.101
Other Services	287	33,501	1,026	94,629	1,313	44.614	128,130	39.191

FEDERAL PROCUREMENT DATA SYSTEM  
**DEPARTMENT OF COMMERCE SNAPSHOT REPORT**  
 Actions Reported Individually on SF279  
 Fiscal Year 1987 Through Fourth Quarter

	PRE-CICA		POST-CICA		PRE- & POST-CICA			
	Actions	Dollars (000)	Actions	Dollars (000)	Actions	Percentage of Actions	Dollars (000)	Percentage of Dollars (000)
<b>Methods of Contracting (Pre-CICA)</b>								
2-step Formal Advertising	2	41	0	0	2	0.068	41	0.013
Other Formal Advertising	42	2,277	0	0	42	1.427	2,277	0.696
Negotiated Competitive	540	59,566	0	0	540	18.349	59,566	18.219
Negotiated Non-Competitive	106	15,066	0	0	106	3.602	15,066	4.608
Directed for Foreign Governments	4	572	0	0	4	0.136	572	0.175
Tariff or Regulated	14	9,051	0	0	14	0.476	9,051	2.768
8(a) Awards	71	5,099	0	0	71	2.413	5,099	1.560
Brand Name For Resale	0	0	0	0	0	0.000	0	0.000
<b>Small Business Awards</b>								
Small Business No Preference	174	17,441	692	60,380	866	29.426	77,821	23.803
Total Set-Asides	40	3,136	396	16,967	436	14.815	20,103	6.149
Partial Set-Asides	0	0	0	0	0	0.000	0	0.000
8(a) Awards	71	5,099	216	25,970	287	9.752	31,069	9.503
Subtotal:	285	25,676	1,304	103,317	1,589	53.993	128,993	39.455
<b>Type of Contract</b>								
Fixed Price	650	75,669	1,724	161,420	2,374	80.666	237,089	72.517
Cost Reimbursement	77	10,224	277	63,525	354	12.029	73,749	22.557
Time & Material	17	3,392	104	4,552	121	4.111	7,944	2.430
Labor Hour	35	2,387	59	5,772	94	3.194	8,159	2.496
<b>Type of Contractor</b>								
Business Concerns	739	87,823	2,016	219,871	2,755	93.612	307,694	94.113
Educational & Non-Profit	9	1,803	50	8,368	59	2.005	10,171	3.111
State/Local Government	31	2,046	83	6,149	114	3.874	8,195	2.507
Non-defined	0	0	15	881	15	0.510	881	0.269
<b>Full and Open Competition (Post-CICA)</b>								
Normal Full & Open Competition	0	0	808	125,767	808	27.455	125,767	38.468
Architect Engineering	0	0	17	2,918	17	0.578	2,918	0.893
Basic Research	0	0	0	0	0	0.000	0	0.000
Multiple Award	0	0	291	9,999	291	9.888	9,999	3.058
Alternate Source	0	0	0	0	0	0.000	0	0.000
Small Business Set-Aside	0	0	381	14,950	381	12.948	14,950	4.573
LSA Set-Aside	0	0	0	0	0	0.000	0	0.000
LSA/Small Business Set-Aside	0	0	15	2,017	15	0.510	2,017	0.617
<b>Authority for Other Than Full and Open Competition (Post-CICA)</b>								
<b>Competitive</b>								
Only One Source	0	0	3	360	3	0.102	360	0.110
Follow-on Contracts	0	0	19	331	19	0.646	331	0.101
Other	0	0	3	239	3	0.102	239	0.073
Unusual & Compelling Urgency	0	0	43	2,220	43	1.461	2,220	0.679
Mobilization/Essential R&D	0	0	0	0	0	0.000	0	0.000
International Agreement	0	0	0	0	0	0.000	0	0.000
National Security	0	0	0	0	0	0.000	0	0.000
Public Interest	0	0	0	0	0	0.000	0	0.000
<b>Non-Competitive</b>								
Only One Source	0	0	141	15,576	141	4.791	15,576	4.764
Follow-on Contracts	0	0	8	3,552	8	0.272	3,552	1.086
Other	0	0	95	9,129	95	3.228	9,129	2.792
Unusual & Compelling Urgency	0	0	32	5,563	32	1.087	5,563	1.702
Mobilization/Essential R&D	0	0	2	893	2	0.068	893	0.273
International Agreement	0	0	5	226	5	0.170	226	0.069
National Security	0	0	1	155	1	0.034	155	0.047
Public Interest	0	0	1	125	1	0.034	125	0.038
Not Available for Competition	89	14,722	249	40,494	338	11.485	55,216	16.889
<b>Synopsis of Procurement Prior to Award</b>								
Synopsized Prior to Award	297	46,355	1,400	179,122	1,697	57.662	225,477	68.966
Not Synopsized due to Emergency	14	755	85	8,762	99	3.364	9,517	2.911
Not Synopsized for Other Reasons	468	44,562	679	47,365	1,147	38.974	91,947	28.123
Women Owned Business	21	1,888	143	13,254	164	5.573	15,142	4.631
Full and Open with Only One Bidder/Offeree	0	0	188	27,480	188	6.388	27,480	8.405

FEDERAL PROCUREMENT DATA SYSTEM  
DEPARTMENT OF DEFENSE SNAPSHOT REPORT

Actions Reported in Summary on SF281

Fiscal Year 1987 Through Fourth Quarter

Part I - Total Prime Acquisition Actions

Acquisition Method	Number of Actions	Net Dollar Amount (000)				
		Total	Small Business Concerns	Large Business Concerns	Educational & Non-Profit Institutions	Outside U.S./ Outlying Areas
1. Total (2+7+8) .....	15,047,108	14,025,278				
2. Subtotal (3+4+5+6) .....	15,014,759	13,931,056	0*	0*	0*	0*
3. Formally Advertised (Including 2 Step) .....	451,816	284,666	173,479	92,853	4,161	14,167
4. Negotiated Competitive .....	6,926,085	6,158,780	4,217,746	1,234,671	0	706,363
5. Negotiated Non-Competitive .....	6,500,624	5,796,416	1,732,933	3,710,706	111,717	241,060
6. Procurement Under Another Agency's Contracts .....	1,136,234	1,691,200	0*	0*	0*	0*
6A. GSA Schedules .....	767,760	1,359,784	0*	0*	0*	0*
6B. Another Agency's Contracts .....	368,474	331,416	0*	0*	0*	0*
7. Directed Contracts For Foreign Governments .....	32,349	94,222				
8. Tariff Or Regulated Acquisitions .....	0	0				

Part II - Statistics on Selected Types of Acquisition

Type of Acquisition	Number of Actions	Net Dollar Amount (000)
9. Small Business Total Set-Asides .....	6,661,668	4,256,175
10. Small Business Partial Set-Asides .....	0	0
11. Total Labor Surplus Area Set-Asides .....	15,838	16,304
12. Total Labor Surplus Area/Small Business Set-Asides .....	0	0
13. Acquisitions From Minority and Disadvantaged Business Enterprises (13A + 13B) .....	291,349	244,202
13A. Directed to Large Or Small Minority Business Enterprises .....	269,890	205,880
13B. Small Business - Disadvantaged 8(A) .....	21,459	38,322
14. Women-Owned Business .....	358,802	252,190

\* DOD DOES NOT REPORT THIS DATA, THEREFORE DOLLARS DO NOT ADD ACROSS AND UP TO EQUAL THE LISTED TOTALS AND SUBTOTALS

DEPARTMENT OF DEFENSE SNAPSHOT REPORT

Actions Reported Individually on SF279

Fiscal Year 1987 Through Fourth Quarter

	PRE-CICA		POST-CICA		PRE- & POST-CICA			
	Actions	Dollars (000)	Actions	Dollars (000)	Actions	Percents of Actions	Dollars (000)	Percentage of Dollars (000)
Total .....	61,124	44,725,159	192,625	96,634,159	253,749	100.000	141,359,318	100.000
<b>Subject To Statutory Requirements</b>								
Walsh Healy Act - Mfg .....	26,947	31,803,822	95,513	67,187,036	122,460	48.260	98,990,858	70.028
Walsh Healy Act - Dealer .....	2,286	690,334	15,689	3,588,708	17,975	7.084	4,279,042	3.027
Service Contract Act .....	10,197	4,002,645	16,333	4,315,834	26,530	10.455	8,318,479	5.885
Davis Bacon Act .....	1,582	297,444	16,235	7,511,880	17,817	7.022	7,809,324	5.524
Not subject to Above 3 Acts .....	20,112	7,930,914	48,855	14,030,701	68,967	27.179	21,961,615	15.536
<b>Kind of Contract Action</b>								
Initial Letter Contract .....	51	210,538	608	1,901,704	659	0.260	2,112,242	1.494
Def. Cont. Superseding Letter Contract .....	95	568,939	384	2,319,178	479	0.189	2,888,117	2.043
New Definitive Contract .....	1,704	2,510,287	79,161	46,521,534	80,865	31.868	49,031,821	34.686
Order Under Agency's Contract .....	23,338	6,130,325	53,256	12,487,986	76,594	30.185	18,618,311	13.171
Modification .....	31,246	35,250,250	44,310	32,846,539	75,556	29.776	68,096,789	48.173
GSA Schedule .....	3,862	354,458	12,989	1,019,332	16,851	6.641	1,373,790	0.972
Order Under Other Agency's Contract .....	147	11,016	717	115,558	864	0.340	126,574	0.090
Termination for Default .....	131	-81,958	282	-98,673	413	0.163	-180,631	-0.128
Termination for Convenience .....	550	-228,696	918	-478,999	1,468	0.579	-707,695	-0.501
<b>Labor Surplus Area (LSA)</b>								
Total Set-Aside .....	6	202	9	9,876	15	0.006	10,078	0.007
Partial Set-Aside (DOD contracts) .....	3	2,223	62	62,385	65	0.026	64,608	0.046
Tie Bid Preference .....	0	0	15	1,751	15	0.006	1,751	0.001
Total LSA/Small Bus. Set-Aside .....	1	29	5	213	6	0.002	242	0.000
Comb. Sm. Bus. Partial LSA (DOD contracts) .....	2	3,322	99	50,618	101	0.040	53,940	0.038
Subtotal: .....	12	5,776	190	124,843	202	0.080	130,619	0.092
<b>LSA No Preference Given</b> .....	61,112	44,719,383	192,435	96,509,316	253,547	99.920	141,228,699	99.908
<b>Product or Service</b>								
Supplies & Equipment .....	18,172	20,774,198	93,726	58,066,718	111,898	44.098	78,840,916	55.773
Research & Development .....	8,025	11,528,322	17,153	10,254,522	25,178	9.922	21,782,844	15.410
Construction .....	2,680	825,449	21,808	9,469,692	24,488	9.650	10,295,141	7.283
Architect Engineering .....	3,241	753,624	8,095	1,802,372	11,336	4.467	2,555,996	1.808
Automatic Data Processing Services .....	1,858	497,497	2,394	646,591	4,252	1.676	1,144,088	0.809
ADP Equipment, Purchase & Lease .....	4,361	1,241,768	12,003	2,164,476	16,364	6.449	3,406,244	2.410
Real Property, Purchase & Lease .....	50	14,454	215	178,128	265	0.104	192,582	0.136
Other Services .....	22,737	9,089,847	37,231	14,051,660	59,968	23.633	23,141,507	16.371



FEDERAL PROCUREMENT DATA SYSTEM  
DEPARTMENT OF DEFENSE SNAPSHOT REPORT  
Actions Reported Individually on SF279  
Fiscal Year 1987 Through Fourth Quarter

	PRE-CICA		POST-CICA		PRE- & POST-CICA			
	Actions	Dollars (000)	Actions	Dollars (000)	Actions	Percentage of Actions	Dollars (000)	Percentage of Dollars (000)
<b>Methods of Contracting (Pre-CICA)</b>								
2-step Formal Advertising .....	0	0	0	0	0	0.000	0	0.000
Other Formal Advertising .....	1,943	896,638	0	0	1,943	0.766	896,638	0.634
Negotiated Competitive .....	29,100	19,828,116	0	0	29,100	11.468	19,828,116	14.027
Negotiated Non-Competitive .....	17,626	17,039,963	0	0	17,626	6.946	17,039,963	12.054
Directed for Foreign Governments .....	4,624	4,851,461	0	0	4,624	1.822	4,851,461	3.432
Tariff or Regulated .....	6,287	1,728,850	0	0	6,287	2.478	1,728,850	1.222
8(a) Awards .....	1,544	382,131	0	0	1,544	0.608	382,131	0.270
Brand Name For Resale .....	0	0	0	0	0	0.000	0	0.000
<b>Small Business Awards</b>								
Small Business No Preference .....	5,868	892,713	36,655	7,525,635	42,523	16.758	8,418,348	5.955
Total Set-Asides .....	5,395	978,630	39,400	9,049,270	44,795	17.653	10,027,900	7.094
Partial Set-Asides .....	53	5,408	0	0	53	0.021	5,408	0.004
8(a) Awards .....	1,544	382,131	4,601	1,735,715	6,145	2.422	2,117,846	1.498
Subtotal:	12,860	2,258,882	80,656	18,310,620	93,516	36.854	20,569,502	14.551
<b>Type of Contract</b>								
Fixed Price .....	38,925	28,108,964	164,485	81,089,156	203,410	80.162	109,198,120	77.249
Cost Reimbursement .....	17,914	15,797,209	22,396	14,122,880	40,310	15.886	29,920,089	21.166
Time & Material .....	3,975	761,567	4,368	960,714	8,343	3.288	1,722,281	1.218
Labor Hour .....	310	57,419	1,376	461,409	1,686	0.664	518,828	0.367
<b>Type of Contractor</b>								
Business Concerns .....	54,234	41,184,098	172,428	88,919,693	226,662	89.325	130,103,791	92.038
Educational & Non-Profit .....	3,043	1,318,761	5,872	2,059,722	8,915	3.513	3,378,483	2.390
State/Local Government .....	0	0	27	2,918	27	0.011	2,918	0.002
Non-defined .....	3,847	2,222,300	14,298	5,651,826	18,145	7.151	7,874,126	5.570
<b>Full and Open Competition (Post-CICA)</b>								
Normal Full & Open Competition .....	0	0	76,229	35,063,762	76,229	30.041	35,063,762	24.805
Architect Engineering .....	0	0	5,507	547,686	5,507	2.170	547,686	0.387
Basic Research .....	0	0	3,228	607,815	3,228	1.272	607,815	0.430
Multiple Award .....	0	0	12,243	1,072,622	12,243	4.825	1,072,622	0.759
Alternate Source .....	0	0	171	767,951	171	0.067	767,951	0.543
Small Business Set-Aside .....	0	0	39,399	9,049,244	39,399	15.527	9,049,244	6.402
LSA Set-Aside .....	0	0	57	60,534	57	0.022	60,534	0.043
LSA/Small Business Set-Aside .....	0	0	1	26	1	0.000	26	0.000
<b>Authority for Other Than Full and Open Competition (Post-CICA)</b>								
<b>Competitive</b>								
Only One Source .....	0	0	777	358,058	777	0.306	358,058	0.253
Follow-on Contracts .....	0	0	44	39,727	44	0.017	39,727	0.028
Other .....	0	0	494	179,747	494	0.195	179,747	0.127
Unusual & Compelling Urgency .....	0	0	1,236	475,304	1,236	0.487	475,304	0.336
Mobilization/Essential R&D .....	0	0	946	4,173,906	946	0.373	4,173,906	2.953
International Agreement .....	0	0	419	155,861	419	0.165	155,861	0.110
National Security .....	0	0	810	485,867	810	0.319	485,867	0.344
Public Interest .....	0	0	2	22,123	2	0.001	22,123	0.016
<b>Non-Competitive</b>								
Only One Source .....	0	0	19,908	18,291,696	19,908	7.846	18,291,696	12.940
Follow-on Contracts .....	0	0	2,203	7,037,331	2,203	0.868	7,037,331	4.978
Other .....	0	0	9,093	8,312,839	9,093	3.583	8,312,839	5.881
Unusual & Compelling Urgency .....	0	0	4,647	2,661,017	4,647	1.831	2,661,017	1.882
Mobilization/Essential R&D .....	0	0	963	2,762,097	963	0.380	2,762,097	1.954
International Agreement .....	0	0	189	99,053	189	0.074	99,053	0.070
National Security .....	0	0	3,103	1,313,380	3,103	1.223	1,313,380	0.929
Public Interest .....	0	0	5	440	5	0.002	440	0.000
Not Available for Competition .....	12,663	7,005,524	10,951	3,096,073	23,614	9.306	10,101,597	7.146
<b>Synopsis of Procurement Prior to Award</b>								
Synopsized Prior to Award .....	37,716	33,286,179	136,416	82,718,754	174,132	68.624	116,004,933	82.064
Not Synopsized due to Emergency .....	1,377	877,731	9,199	3,514,469	10,576	4.168	4,392,200	3.107
Not Synopsized for Other Reasons .....	22,031	10,561,249	47,010	10,400,936	69,041	27.208	20,962,185	14.829
Women Owned Business .....	442	95,819	4,244	767,826	4,686	1.847	863,645	0.611
Full and Open with Only One Bidder/Offeree .....	0	0	18,001	4,795,915	18,001	7.094	4,795,915	3.393

FEDERAL PROCUREMENT DATA SYSTEM  
**DEPARTMENT OF EDUCATION SNAPSHOT REPORT**

Actions Reported in Summary on SF281

Fiscal Year 1987 Through Fourth Quarter

**Part I - Total Prime Acquisition Actions**

Acquisition Method	Number of Actions	Net Dollar Amount (000)				
		Total	Small Business Concerns	Large Business Concerns	Educational & Non-Profit Institutions	Outside U.S./ Outlying Areas
1. Total (2+7+8) .....	6,846	5,689				
2. Subtotal (3+4+5+6) .....	6,846	5,689	3,809	1,816	64	0
3. Formally Advertised (Including 2 Step) .....	0	0	0	0	0	0
4. Negotiated Competitive .....	18	70	42	28	0	0
5. Negotiated Non-Competitive .....	6,411	4,590	3,440	1,086	64	0
6. Procurement Under Another Agency's Contracts .....	417	1,029	327	702	0	0
6A. GSA Schedules .....	405	1,013	312	701	0	0
6B. Another Agency's Contracts .....	12	16	15	1	0	0
7. Directed Contracts For Foreign Governments .....	0	0				
8. Tariff Or Regulated Acquisitions .....	0	0				

**Part II - Statistics on Selected Types of Acquisition**

Type of Acquisition	Number of Actions	Net Dollar Amount (000)
9. Small Business Total Set-Asides .....	777	1,870
10. Small Business Partial Set-Asides .....	0	0
11. Total Labor Surplus Area Set-Asides .....	0	0
12. Total Labor Surplus Area/Small Business Set-Asides .....	0	0
13. Acquisitions From Minority and Disadvantaged Business Enterprises (13A + 13B) .....	0	0
13A. Directed to Large Or Small Minority Business Enterprises .....	0	0
13B. Small Business - Disadvantaged 8(A) .....	0	0
14. Women-Owned Business .....	26	81

**DEPARTMENT OF EDUCATION SNAPSHOT REPORT**

Actions Reported Individually on SF279

Fiscal Year 1987 Through Fourth Quarter

	PRE-CICA		POST-CICA		PRE- & POST-CICA			
	Actions	Dollars (000)	Actions	Dollars (000)	Actions	Percents of Actions	Dollars (000)	Percentage of Dollars (000)
<b>Total</b> .....	184	25,829	327	127,419	511	100.000	153,248	100.000
<b>Subject To Statutory Requirements</b>								
Walsh Healy Act - Mfg .....	0	0	0	0	0	0.000	0	0.000
Walsh Healy Act - Dealer .....	3	1,010	4	1,670	7	1.370	2,680	1.749
Service Contract Act .....	49	6,477	39	19,765	88	17.221	26,242	17.124
Davis Bacon Act .....	0	0	0	0	0	0.000	0	0.000
Not subject to Above 3 Acts .....	132	18,342	284	105,984	416	81.409	124,326	81.127
<b>Kind of Contract Action</b>								
Initial Letter Contract .....	0	0	2	676	2	0.391	676	0.441
Def. Cont. Superseding Letter Contract .....	0	0	3	1,245	3	0.587	1,245	0.812
New Definitive Contract .....	2	484	136	56,368	138	27.006	56,852	37.098
Order Under Agency's Contract .....	0	0	0	0	0	0.000	0	0.000
Modification .....	182	25,345	182	68,895	364	71.233	94,240	61.495
GSA Schedule .....	0	0	4	235	4	0.783	235	0.153
Order Under Other Agency's Contract .....	0	0	0	0	0	0.000	0	0.000
Termination for Default .....	0	0	0	0	0	0.000	0	0.000
Termination for Convenience .....	0	0	0	0	0	0.000	0	0.000
<b>Labor Surplus Area (LSA)</b>								
Total Set-Aside .....	0	0	0	0	0	0.000	0	0.000
Partial Set-Aside (DOD contracts) .....	0	0	0	0	0	0.000	0	0.000
Tie Bid Preference .....	0	0	0	0	0	0.000	0	0.000
Total LSA/Small Bus. Set-Aside .....	0	0	0	0	0	0.000	0	0.000
Comb. Sm. Bus. Partial LSA (DOD contracts) .....	0	0	0	0	0	0.000	0	0.000
Subtotal: .....	0	0	0	0	0	0.000	0	0.000
<b>LSA No Preference Given</b> .....	184	25,829	327	127,419	511	100.000	153,248	100.000
<b>Product or Service</b>								
Supplies & Equipment .....	3	-127	2	158	5	0.978	31	0.020
Research & Development .....	12	522	48	9,486	60	11.742	10,008	6.531
Construction .....	0	0	0	0	0	0.000	0	0.000
Architect Engineering .....	0	0	0	0	0	0.000	0	0.000
Automatic Data Processing Services .....	59	8,602	54	28,422	113	22.114	37,024	24.160
ADP Equipment, Purchase & Lease .....	6	9,594	4	1,707	10	1.957	11,301	7.374
Real Property, Purchase & Lease .....	0	0	0	0	0	0.000	0	0.000
Other Services .....	104	7,238	219	87,646	323	63.209	94,884	61.915

FEDERAL PROCUREMENT DATA SYSTEM  
**DEPARTMENT OF EDUCATION SNAPSHOT REPORT**  
 Actions Reported Individually on SF279  
 Fiscal Year 1987 Through Fourth Quarter

	PRE-CICA		POST-CICA		PRE- & POST-CICA			
	Actions	Dollars (000)	Actions	Dollars (000)	Actions	Percentage of Actions	Dollars (000)	Percentage of Dollars (000)
<b>Methods of Contracting (Pre-CICA)</b>								
2-step Formal Advertising .....	0	0	0	0	0	0.000	0	0.000
Other Formal Advertising .....	2	2	0	0	2	0.391	2	0.001
Negotiated Competitive .....	100	22,242	0	0	100	19.569	22,242	14.514
Negotiated Non-Competitive .....	48	-536	0	0	48	9.393	-536	-0.350
Directed for Foreign Governments .....	0	0	0	0	0	0.000	0	0.000
Tariff or Regulated .....	0	0	0	0	0	0.000	0	0.000
8(a) Awards .....	34	4,121	0	0	34	6.654	4,121	2.689
Brand Name For Resale .....	0	0	0	0	0	0.000	0	0.000
<b>Small Business Awards</b>								
Small Business No Preference .....	36	2,973	74	11,969	110	21.526	14,942	9.750
Total Set-Asides .....	2	-121	4	629	6	1.174	508	0.331
Partial Set-Asides .....	0	0	0	0	0	0.000	0	0.000
8(a) Awards .....	34	4,121	46	10,153	80	15.656	14,274	9.314
Subtotal:	72	6,973	124	22,751	196	38.356	29,724	19.396
<b>Type of Contract</b>								
Fixed Price .....	116	20,408	155	33,263	271	53.033	53,671	35.022
Cost Reimbursement .....	68	5,421	163	90,737	231	45.205	96,158	62.747
Time & Material .....	0	0	4	1,001	4	0.783	1,001	0.653
Labor Hour .....	0	0	5	2,418	5	0.978	2,418	1.578
<b>Type of Contractor</b>								
Business Concerns .....	125	21,467	224	60,459	349	68.297	81,926	53.460
Educational & Non-Profit .....	32	2,465	57	34,747	89	17.417	37,212	24.282
State/Local Government .....	27	1,897	46	32,213	73	14.286	34,110	22.258
Non-defined .....	0	0	0	0	0	0.000	0	0.000
<b>Full and Open Competition (Post-CICA)</b>								
Normal Full & Open Competition .....	0	0	218	94,113	218	42.661	94,113	61.412
Architect Engineering .....	0	0	0	0	0	0.000	0	0.000
Basic Research .....	0	0	0	0	0	0.000	0	0.000
Multiple Award .....	0	0	5	270	5	0.978	270	0.176
Alternate Source .....	0	0	0	0	0	0.000	0	0.000
Small Business Set-Aside .....	0	0	4	629	4	0.783	629	0.410
LSA Set-Aside .....	0	0	0	0	0	0.000	0	0.000
LSA/Small Business Set-Aside .....	0	0	0	0	0	0.000	0	0.000
<b>Authority for Other Than Full and Open Competition (Post-CICA)</b>								
<b>Competitive</b>								
Only One Source .....	0	0	0	0	0	0.000	0	0.000
Follow-on Contracts .....	0	0	0	0	0	0.000	0	0.000
Other .....	0	0	0	0	0	0.000	0	0.000
Unusual & Compelling Urgency .....	0	0	1	33	1	0.196	33	0.022
Mobilization/Essential R&D .....	0	0	0	0	0	0.000	0	0.000
International Agreement .....	0	0	0	0	0	0.000	0	0.000
National Security .....	0	0	0	0	0	0.000	0	0.000
Public Interest .....	0	0	0	0	0	0.000	0	0.000
<b>Non-Competitive</b>								
Only One Source .....	0	0	32	3,885	32	6.262	3,885	2.535
Follow-on Contracts .....	0	0	2	226	2	0.391	226	0.147
Other .....	0	0	6	1,524	6	1.174	1,524	0.994
Unusual & Compelling Urgency .....	0	0	3	234	3	0.587	234	0.153
Mobilization/Essential R&D .....	0	0	0	0	0	0.000	0	0.000
International Agreement .....	0	0	0	0	0	0.000	0	0.000
National Security .....	0	0	0	0	0	0.000	0	0.000
Public Interest .....	0	0	0	0	0	0.000	0	0.000
Not Available for Competition .....	34	4,121	56	26,505	90	17.613	30,626	19.985
<b>Synopsis of Procurement Prior to Award</b>								
Synopsized Prior to Award .....	184	25,829	259	109,821	443	86.693	135,650	88.517
Not Synopsized due to Emergency .....	0	0	3	237	3	0.587	237	0.155
Not Synopsized for Other Reasons .....	0	0	65	17,361	65	12.720	17,361	11.329
Women Owned Business .....	0	0	7	474	7	1.370	474	0.309
Full and Open with Only One Bidder/Officer .....	0	0	52	19,532	52	10.176	19,532	12.745

FEDERAL PROCUREMENT DATA SYSTEM  
DEPARTMENT OF ENERGY SNAPSHOT REPORT

Actions Reported in Summary on SF281

Fiscal Year 1987 Through Fourth Quarter

Part I - Total Prime Acquisition Actions

Acquisition Method	Number of Actions	Net Dollar Amount (000)				
		Total	Small Business Concerns	Large Business Concerns	Educational & Non-Profit Institutions	Outside U.S./ Outlying Areas
1. Total (2+7+8)	27,735	40,528				
2. Subtotal (3+4+5+6)	27,710	40,457	22,779	16,774	842	62
3. Formally Advertised (Including 2 Step)	31	117	111	6	0	0
4. Negotiated Competitive	5,448	10,784	8,607	2,056	119	2
5. Negotiated Non-Competitive	17,548	14,899	9,241	5,184	427	47
6. Procurement Under Another Agency's Contracts	4,683	14,657	4,820	9,528	296	13
6A. GSA Schedules	4,358	13,969	4,691	9,090	185	3
6B. Another Agency's Contracts	325	688	129	438	111	10
7. Directed Contracts For Foreign Governments	2	3				
8. Tariff Or Regulated Acquisitions	23	68				

Part II - Statistics on Selected Types of Acquisition

Type of Acquisition	Number of Actions	Net Dollar Amount (000)
9. Small Business Total Set-Asides	59,962	13,763
10. Small Business Partial Set-Asides	411	404
11. Total Labor Surplus Area Set-Asides	4,598	851
12. Total Labor Surplus Area/Small Business Set-Asides	3,005	2,701
13. Acquisitions From Minority and Disadvantaged Business Enterprises (13A + 13B)	2,124	599
13A. Directed to Large Or Small Minority Business Enterprises	1,482	429
13B. Small Business - Disadvantaged 8(A)	642	170
14. Women-Owned Business	932	784

DEPARTMENT OF ENERGY SNAPSHOT REPORT

Actions Reported Individually on SF279

Fiscal Year 1987 Through Fourth Quarter

	PRE-CICA		POST-CICA		PRE- & POST-CICA			
	Actions	Dollars (000)	Actions	Dollars (000)	Actions	Percents of Actions	Dollars (000)	Percentage of Dollars (000)
Total	2,702	10,814,269	4,152	3,089,123	6,854	100.000	13,903,392	100.000
<b>Subject To Statutory Requirements</b>								
Walsh Healy Act - Mfg	222	180,041	211	159,743	433	6.317	339,784	2.444
Walsh Healy Act - Dealer	49	-106,736	59	3,560	108	1.576	-103,176	-0.742
Service Contract Act	302	446,684	319	109,234	621	9.060	555,918	3.998
Davis Bacon Act	161	46,386	818	168,021	979	14.284	214,407	1.542
Not subject to Above 3 Acts	1,968	10,247,894	2,745	2,648,565	4,713	68.763	12,896,459	92.758
<b>Kind of Contract Action</b>								
Initial Letter Contract	0	0	18	8,371	18	0.263	8,371	0.060
Def. Cont. Superseding Letter Contract	0	0	28	21,728	28	0.409	21,728	0.156
New Definitive Contract	13	4,912	909	752,334	922	13.452	757,246	5.446
Order Under Agency's Contract	23	10,827	307	9,231	330	4.815	20,058	0.144
Modification	2,606	10,797,495	2,574	2,284,766	5,180	75.576	13,082,261	94.094
GSA Schedule	58	1,104	306	13,182	364	5.311	14,286	0.103
Order Under Other Agency's Contract	0	0	0	0	0	0.000	0	0.000
Termination for Default	1	15	3	-256	4	0.058	-241	-0.002
Termination for Convenience	1	-84	7	-233	8	0.117	-317	-0.002
<b>Labor Surplus Area (LSA)</b>								
Total Set-Aside	16	4,961	9	14,569	25	0.365	19,530	0.140
Partial Set-Aside (DOD contracts)	0	0	0	0	0	0.000	0	0.000
Tie Bid Preference	0	0	2	516	2	0.029	516	0.004
Total LSA/Small Bus. Set-Aside	9	173	43	4,702	52	0.759	4,875	0.035
Comb. Sm. Bus. Partial LSA (DOD contracts)	0	0	0	0	0	0.000	0	0.000
Subtotal:	25	5,134	54	19,787	79	1.153	24,921	0.179
<b>LSA No Preference Given</b>	2,677	10,809,135	4,098	3,069,336	6,775	98.847	13,878,471	99.821
<b>Product or Service</b>								
Supplies & Equipment	219	72,257	546	569,192	765	11.161	641,449	4.614
Research & Development	875	686,467	881	522,717	1,756	25.620	1,209,184	8.697
Construction	187	140,247	861	169,392	1,048	15.290	309,639	2.227
Architect Engineering	259	112,076	195	55,325	454	6.624	167,401	1.204
Automatic Data Processing Services	102	29,453	95	15,827	197	2.874	45,280	0.326
ADP Equipment, Purchase & Lease	93	10,316	369	32,010	462	6.741	42,326	0.304
Real Property, Purchase & Lease	11	1,712	3	240	14	0.204	1,952	0.014
Other Services	956	9,761,741	1,202	1,724,420	2,158	31.485	11,486,161	82.614

FEDERAL PROCUREMENT DATA SYSTEM  
**DEPARTMENT OF ENERGY SNAPSHOT REPORT**  
**Actions Reported Individually on SF279**  
**Fiscal Year 1987 Through Fourth Quarter**

	PRE-CICA		POST-CICA		PRE-& POST-CICA			
	Actions	Dollars (000)	Actions	Dollars (000)	Actions	Percentage of Actions	Dollars (000)	Percentage of Dollars (000)
<b>Methods of Contracting (Pre-CICA)</b>								
2-step Formal Advertising .....	18	344	0	0	18	0.263	344	0.002
Other Formal Advertising .....	96	11,117	0	0	96	1.401	11,117	0.080
Negotiated Competitive .....	1,244	2,319,882	0	0	1,244	18.150	2,319,882	16.686
Negotiated Non-Competitive .....	1,077	8,099,440	0	0	1,077	15.713	8,099,440	58.255
Directed for Foreign Governments .....	0	0	0	0	0	0.000	0	0.000
Tariff or Regulated .....	27	342,301	0	0	27	0.394	342,301	2.462
8(a) Awards .....	240	41,185	0	0	240	3.502	41,185	0.296
Brand Name For Resale .....	0	0	0	0	0	0.000	0	0.000
<b>Small Business Awards</b>								
Small Business No Preference .....	319	37,815	1,140	131,574	1,459	21.287	169,389	1.218
Total Set-Asides .....	189	19,045	708	69,123	897	13.087	88,168	0.634
Partial Set-Asides .....	6	-89	0	0	6	0.088	-89	-0.001
8(a) Awards .....	240	41,185	553	132,020	793	11.570	173,205	1.246
Subtotal:	754	97,956	2,401	332,717	3,155	46.032	430,673	3.098
<b>Type of Contract</b>								
Fixed Price .....	766	478,598	2,846	1,015,091	3,612	52.699	1,493,689	10.743
Cost Reimbursement .....	1,902	10,334,419	1,247	2,069,639	3,149	45.944	12,404,058	89.216
Time & Material .....	13	-51	30	3,233	43	0.627	3,182	0.023
Labor Hour .....	21	1,303	29	1,160	50	0.730	2,463	0.018
<b>Type of Contractor</b>								
Business Concerns .....	2,108	7,741,522	3,791	2,365,490	5,899	86.067	10,107,012	72.695
Educational & Non-Profit .....	333	1,797,254	223	250,477	556	8.112	2,047,731	14.728
State/Local Government .....	250	1,263,502	121	31,973	371	5.413	1,295,475	9.318
Non-defined .....	11	11,991	17	441,183	28	0.409	453,174	3.259
<b>Full and Open Competition (Post-CICA)</b>								
Normal Full & Open Competition .....	0	0	1,247	1,877,344	1,247	18.194	1,877,344	13.503
Architect Engineering .....	0	0	75	14,417	75	1.094	14,417	0.104
Basic Research .....	0	0	155	84,550	155	2.261	84,550	0.608
Multiple Award .....	0	0	463	16,479	463	6.755	16,479	0.119
Alternate Source .....	0	0	0	0	0	0.000	0	0.000
Small Business Set-Aside .....	0	0	693	66,820	693	10.111	66,820	0.481
LSA Set-Aside .....	0	0	0	0	0	0.000	0	0.000
LSA/Small Business Set-Aside .....	0	0	15	2,303	15	0.219	2,303	0.017
<b>Authority for Other Than Full and Open Competition (Post-CICA)</b>								
<b>Competitive</b>								
Only One Source .....	0	0	4	278	4	0.058	278	0.002
Follow-on Contracts .....	0	0	2	222	2	0.029	222	0.002
Other .....	0	0	3	136	3	0.044	136	0.001
Unusual & Compelling Urgency .....	0	0	3	36	3	0.044	36	0.000
Mobilization/Essential R&D .....	0	0	1	6	1	0.015	6	0.000
International Agreement .....	0	0	0	0	0	0.000	0	0.000
National Security .....	0	0	0	0	0	0.000	0	0.000
Public Interest .....	0	0	4	64,224	4	0.058	64,224	0.462
<b>Non-Competitive</b>								
Only One Source .....	0	0	144	40,663	144	2.101	40,663	0.292
Follow-on Contracts .....	0	0	36	100,973	36	0.525	100,973	0.726
Other .....	0	0	49	19,632	49	0.715	19,632	0.141
Unusual & Compelling Urgency .....	0	0	30	454,566	30	0.438	454,566	3.269
Mobilization/Essential R&D .....	0	0	22	88,001	22	0.321	88,001	0.633
International Agreement .....	0	0	0	0	0	0.000	0	0.000
National Security .....	0	0	4	2,508	4	0.058	2,508	0.018
Public Interest .....	0	0	0	0	0	0.000	0	0.000
<b>Not Available for Competition</b> .....	267	383,486	590	252,850	857	12.504	636,336	4.577
<b>Synopsis of Procurement Prior to Award</b>								
Synopsized Prior to Award .....	518	4,191,124	1,551	759,106	2,069	30.187	4,950,230	35.604
Not Synopsized due to Emergency .....	9	441	26	439,669	35	0.511	440,110	3.185
Not Synopsized for Other Reasons .....	2,175	6,622,704	2,575	1,890,348	4,750	69.303	8,513,052	61.230
<b>Women Owned Business</b> .....	23	4,053	226	30,634	249	3.633	34,687	0.249
<b>Full and Open with Only One Bidder/Offoror</b> .....	0	0	292	155,539	292	4.260	155,539	1.119

**FEDERAL PROCUREMENT DATA SYSTEM**  
**DEPT OF HEALTH AND HUMAN SERVICES SNAPSHOT REPORT**  
**Actions Reported in Summary on SF281**  
**Fiscal Year 1987 Through Fourth Quarter**  
**Part I - Total Prime Acquisition Actions**

Acquisition Method	Number of Actions	Net Dollar Amount (000)				
		Total	Small Business Concerns	Large Business Concerns	Educational & Non-Profit Institutions	Outside U.S./Outlying Areas
1. Total (2+7+8) .....	862,150	551,343				
2. Subtotal (3+4+5+6) .....	862,150	551,343	309,186	208,245	31,879	2,033
3. Formally Advertised (Including 2 Step) .....	69	554	361	189	4	0
4. Negotiated Competitive .....	48,316	84,972	58,903	23,097	2,900	72
5. Negotiated Non-Competitive .....	656,664	287,555	191,785	66,521	27,288	1,961
6. Procurement Under Another Agency's Contracts .....	157,101	178,262	58,137	118,438	1,687	0
6A. GSA Schedules .....	147,027	159,329	50,980	108,047	302	0
6B. Another Agency's Contracts .....	10,074	18,933	7,157	10,391	1,385	0
7. Directed Contracts For Foreign Governments .....	0	0				
8. Tariff Or Regulated Acquisitions .....	0	0				

**Part II - Statistics on Selected Types of Acquisition**

Type of Acquisition	Number of Actions	Net Dollar Amount (000)
9. Small Business Total Set-Asides .....	271,162	178,907
10. Small Business Partial Set-Asides .....	935	190
11. Total Labor Surplus Area Set-Asides .....	5,928	6,629
12. Total Labor Surplus Area/Small Business Set-Asides .....	21,979	13,812
13. Acquisitions From Minority and Disadvantaged Business Enterprises (13A + 13B) .....	11,274	11,866
13A. Directed to Large Or Small Minority Business Enterprises .....	10,697	10,127
13B. Small Business - Disadvantaged 8(A) .....	577	1,739
14. Women-Owned Business .....	11,518	10,397

**DEPT OF HEALTH AND HUMAN SERVICES SNAPSHOT REPORT**  
**Actions Reported Individually on SF279**  
**Fiscal Year 1987 Through Fourth Quarter**

	PRE-CICA		POST-CICA		PRE- & POST-CICA			
	Actions	Dollars (000)	Actions	Dollars (000)	Actions	Percents of Actions	Dollars (000)	Percentage of Dollars (000)
<b>Total</b> .....	<b>916</b>	<b>134,710</b>	<b>3,458</b>	<b>834,177</b>	<b>4,374</b>	<b>100.000</b>	<b>968,887</b>	<b>100.000</b>
<b>Subject To Statutory Requirements</b>								
Walsh Healy Act - Mfg .....	39	6,187	250	52,803	289	6.607	58,990	6.088
Walsh Healy Act - Dealer .....	280	21,724	593	96,681	873	19.959	118,405	12.221
Service Contract Act .....	376	74,924	2,290	624,018	2,666	60.951	698,942	72.139
Davis Bacon Act .....	19	2,858	128	29,944	147	3.361	32,802	3.386
Not subject to Above 3 Acts .....	202	29,017	197	30,731	399	9.122	59,748	6.167
<b>Kind of Contract Action</b>								
Initial Letter Contract .....	0	0	3	1,148	3	0.069	1,148	0.118
Def. Cont. Superseding Letter Contract .....	0	0	2	228	2	0.046	228	0.024
New Definitive Contract .....	2	83	1,000	320,223	1,002	22.908	320,306	33.059
Order Under Agency's Contract .....	106	6,699	39	3,815	145	3.315	10,514	1.085
Modification .....	532	113,695	1,701	447,192	2,233	51.052	560,887	57.890
GSA Schedule .....	259	13,731	678	57,103	937	21.422	70,834	7.311
Order Under Other Agency's Contract .....	17	502	35	4,468	52	1.189	4,970	0.513
Termination for Default .....	0	0	0	0	0	0.000	0	0.000
Termination for Convenience .....	0	0	0	0	0	0.000	0	0.000
<b>Labor Surplus Area (LSA)</b>								
Total Set-Aside .....	4	964	3	1,069	7	0.160	2,033	0.210
Partial Set-Aside (DOD contracts) .....	0	0	0	0	0	0.000	0	0.000
Tie Bid Preference .....	0	0	1	72	1	0.023	72	0.007
Total LSA/Small Bus. Set-Aside .....	1	56	42	3,431	43	0.983	3,487	0.360
Comb. Sm. Bus. Partial LSA (DOD contracts) .....	0	0	1	39	1	0.023	39	0.004
Subtotal: .....	5	1,020	47	4,611	52	1.189	5,631	0.581
<b>LSA No Preference Given</b> .....	<b>911</b>	<b>133,690</b>	<b>3,411</b>	<b>829,566</b>	<b>4,322</b>	<b>98.811</b>	<b>963,256</b>	<b>99.419</b>
<b>Product or Service</b>								
Supplies & Equipment .....	268	14,268	394	38,370	662	15.135	52,638	5.433
Research & Development .....	173	43,849	1,145	361,304	1,318	30.133	405,153	41.816
Construction .....	19	2,858	129	30,015	148	3.384	32,873	3.393
Architect Engineering .....	3	139	24	4,457	27	0.617	4,596	0.474
Automatic Data Processing Services .....	69	10,983	134	30,737	203	4.641	41,720	4.306
ADP Equipment, Purchase & Lease .....	29	18,324	319	92,406	348	7.956	110,730	11.429
Real Property, Purchase & Lease .....	0	0	4	277	4	0.091	277	0.029
Other Services .....	355	44,289	1,309	276,611	1,664	38.043	320,900	33.120

FEDERAL PROCUREMENT DATA SYSTEM  
DEPT OF HEALTH AND HUMAN SERVICES SNAPSHOT REPORT  
Actions Reported Individually on SF279  
Fiscal Year 1987 Through Fourth Quarter

	PRE-CICA		POST-CICA		PRE- & POST-CICA			
	Actions	Dollars (000)	Actions	Dollars (000)	Actions	Percentage of Actions	Dollars (000)	Percentage of Dollars (000)
<b>Methods of Contracting (Pre-CICA)</b>								
2-step Formal Advertising .....	6	2,138	0	0	6	0.137	2,138	0.221
Other Formal Advertising .....	135	12,009	0	0	135	3.086	12,009	1.239
Negotiated Competitive .....	586	95,401	0	0	586	13.397	95,401	9.846
Negotiated Non-Competitive .....	141	18,443	0	0	141	3.224	18,443	1.904
Directed for Foreign Governments .....	1	26	0	0	1	0.023	26	0.003
Tariff or Regulated .....	0	0	0	0	0	0.000	0	0.000
8(a) Awards .....	47	6,693	0	0	47	1.075	6,693	0.691
Brand Name For Resale .....	0	0	0	0	0	0.000	0	0.000
<b>Small Business Awards</b>								
Small Business No Preference .....	176	23,348	541	124,946	717	16.392	148,294	15.306
Total Set-Asides .....	73	9,964	208	32,921	281	6.424	42,885	4.426
Partial Set-Asides .....	1	78	0	0	1	0.023	78	0.008
8(a) Awards .....	47	6,693	208	50,593	255	5.830	57,286	5.913
Subtotal:	297	40,083	957	208,460	1,254	28.669	248,543	25.652
<b>Type of Contract</b>								
Fixed Price .....	617	73,010	1,837	270,917	2,254	51.532	343,927	35.497
Cost Reimbursement .....	251	58,198	1,747	554,397	1,998	45.679	612,595	63.227
Time & Material .....	1	96	12	2,022	13	0.297	2,118	0.219
Labor Hour .....	47	3,406	62	6,841	109	2.492	10,247	1.058
<b>Type of Contractor</b>								
Business Concerns .....	683	88,756	2,000	441,886	2,683	61.340	530,642	54.768
Educational & Non-Profit .....	108	24,449	719	210,340	827	18.907	234,789	24.233
State/Local Government .....	125	21,505	734	181,273	859	19.639	202,778	20.929
Non-defined .....	0	0	5	678	5	0.114	678	0.070
<b>Full and Open Competition (Post-CICA)</b>								
Normal Full & Open Competition .....	0	0	1,484	475,688	1,484	33.928	475,688	49.096
Architect Engineering .....	0	0	14	1,188	14	0.320	1,188	0.123
Basic Research .....	0	0	3	123	3	0.069	123	0.013
Multiple Award .....	0	0	700	58,228	700	16.004	58,228	6.010
Alternate Source .....	0	0	0	0	0	0.000	0	0.000
Small Business Set-Aside .....	0	0	169	30,256	169	3.864	30,256	3.123
LSA Set-Aside .....	0	0	2	554	2	0.046	554	0.057
LSA/Small Business Set-Aside .....	0	0	39	2,665	39	0.892	2,665	0.275
<b>Authority for Other Than Full and Open Competition (Post-CICA)</b>								
Competitive								
Only One Source .....	0	0	0	0	0	0.000	0	0.000
Follow-on Contracts .....	0	0	1	54	1	0.023	54	0.006
Other .....	0	0	8	1,501	8	0.183	1,501	0.155
Unusual & Compelling Urgency .....	0	0	4	637	4	0.091	637	0.066
Mobilization/Essential R&D .....	0	0	0	0	0	0.000	0	0.000
International Agreement .....	0	0	2	481	2	0.046	481	0.050
National Security .....	0	0	0	0	0	0.000	0	0.000
Public Interest .....	0	0	0	0	0	0.000	0	0.000
Non-Competitive								
Only One Source .....	0	0	151	57,449	151	3.452	57,449	5.929
Follow-on Contracts .....	0	0	30	9,903	30	0.686	9,903	1.022
Other .....	0	0	109	22,315	109	2.492	22,315	2.303
Unusual & Compelling Urgency .....	0	0	32	7,227	32	0.732	7,227	0.746
Mobilization/Essential R&D .....	0	0	2	3,343	2	0.046	3,343	0.345
International Agreement .....	0	0	29	5,268	29	0.663	5,268	0.544
National Security .....	0	0	0	0	0	0.000	0	0.000
Public Interest .....	0	0	0	0	0	0.000	0	0.000
Not Available for Competition .....	48	6,719	679	157,297	727	16.621	164,016	16.928
<b>Synopsis of Procurement Prior to Award</b>								
Synopsized Prior to Award .....	429	84,944	2,088	622,423	2,517	57.545	707,367	73.008
Not Synopsized due to Emergency .....	29	6,061	182	39,825	211	4.824	45,886	4.736
Not Synopsized for Other Reasons .....	458	43,705	1,188	171,929	1,646	37.631	215,634	22.256
Women Owned Business .....	30	3,287	133	25,026	163	3.727	28,313	2.922
Full and Open with Only One Bidder/Offeror .....	0	0	988	300,437	988	22.588	300,437	31.008

FEDERAL PROCUREMENT DATA SYSTEM  
**DEPT OF HOUSING AND URBAN DEVELOPMENT SNAPSHOT REPORT**  
 Actions Reported in Summary on SF281  
 Fiscal Year 1987 Through Fourth Quarter

**Part I - Total Prime Acquisition Actions**

Acquisition Method	Number of Actions	Net Dollar Amount (000)				
		Total	Small Business Concerns	Large Business Concerns	Educational & Non-Profit Institutions	Outside U.S./ Outlying Areas
1. Total (2+7+8) .....	14,113	14,349				
2. Subtotal (3+4+5+6) .....	14,113	14,349	7,435	6,849	65	0
3. Formally Advertised (Including 2 Step) .....	0	0	0	0	0	0
4. Negotiated Competitive .....	2,258	2,866	1,952	895	19	0
5. Negotiated Non-Competitive .....	7,765	4,378	2,823	1,512	43	0
6. Procurement Under Another Agency's Contracts .....	4,090	7,105	2,660	4,442	3	0
6A. GSA Schedules .....	3,937	6,912	2,532	4,380	0	0
6B. Another Agency's Contracts .....	153	193	128	62	3	0
7. Directed Contracts For Foreign Governments .....	0	0				
8. Tariff Or Regulated Acquisitions .....	0	0				

**Part II - Statistics on Selected Types of Acquisition**

Type of Acquisition	Number of Actions	Net Dollar Amount (000)
9. Small Business Total Set-Asides .....	0	0
10. Small Business Partial Set-Asides .....	0	0
11. Total Labor Surplus Area Set-Asides .....	0	0
12. Total Labor Surplus Area/Small Business Set-Asides .....	0	0
13. Acquisitions From Minority and Disadvantaged Business Enterprises (13A + 13B) .....	495	638
13A. Directed to Large Or Small Minority Business Enterprises .....	475	601
13B. Small Business - Disadvantaged 8(A) .....	20	37
14. Women-Owned Business .....	232	434

**DEPT OF HOUSING AND URBAN DEVELOPMENT SNAPSHOT REPORT**

Actions Reported Individually on SF279

Fiscal Year 1987 Through Fourth Quarter

	PRE-CICA		POST-CICA		PRE- & POST-CICA			
	Actions	Dollars (000)	Actions	Dollars (000)	Actions	Percents of Actions	Dollars (000)	Percentage of Dollars (000)
<b>Total</b> .....	137	58,315	358	43,684	495	100.000	101,999	100.000
<b>Subject To Statutory Requirements</b>								
Walsh Healy Act - Mfg .....	5	447	52	4,348	57	11.515	4,795	4.701
Walsh Healy Act - Dealer .....	0	0	24	1,374	24	4.848	1,374	1.347
Service Contract Act .....	22	2,917	47	3,577	69	13.939	6,494	6.367
Davis Bacon Act .....	0	0	3	215	3	0.606	215	0.211
Not subject to Above 3 Acts .....	110	54,951	232	34,170	342	69.091	89,121	87.374
<b>Kind of Contract Action</b>								
Initial Letter Contract .....	0	0	0	0	0	0.000	0	0.000
Def. Cont. Superseding Letter Contract .....	0	0	0	0	0	0.000	0	0.000
New Definitive Contract .....	0	0	63	12,808	63	12.727	12,808	12.557
Order Under Agency's Contract .....	19	2,398	127	5,817	146	29.495	8,215	8.054
Modification .....	113	55,470	99	19,739	212	42.828	75,209	73.735
GSA Schedule .....	5	447	68	5,395	73	14.747	5,842	5.728
Order Under Other Agency's Contract .....	0	0	0	0	0	0.000	0	0.000
Termination for Default .....	0	0	0	0	0	0.000	0	0.000
Termination for Convenience .....	0	0	1	-75	1	0.202	-75	-0.074
<b>Labor Surplus Area (LSA)</b>								
Total Set-Aside .....	25	2,346	7	203	32	6.465	2,549	2.499
Partial Set-Aside (DOD contracts) .....	0	0	0	0	0	0.000	0	0.000
Tie Bid Preference .....	0	0	0	0	0	0.000	0	0.000
Total LSA/Small Bus. Set-Aside .....	0	0	10	2,039	10	2.020	2,039	1.999
Comb. Sm. Bus. Partial LSA (DOD contracts) .....	0	0	0	0	0	0.000	0	0.000
Subtotal: .....	25	2,346	17	2,242	42	8.485	4,588	4.498
<b>LSA No Preference Given</b> .....	112	55,969	341	41,442	453	91.515	97,411	95.502
<b>Product or Service</b>								
Supplies & Equipment .....	10	625	41	7,503	51	10.303	8,128	7.969
Research & Development .....	4	425	5	482	9	1.818	907	0.889
Construction .....	14	1,280	10	2,566	24	4.848	3,846	3.771
Architect Engineering .....	0	0	0	0	0	0.000	0	0.000
Automatic Data Processing Services .....	33	27,614	60	18,815	93	18.788	46,429	45.519
ADP Equipment, Purchase & Lease .....	16	8,717	24	1,707	40	8.081	10,424	10.220
Real Property, Purchase & Lease .....	0	0	0	0	0	0.000	0	0.000
Other Services .....	60	19,654	218	12,611	278	56.162	32,265	31.633



FEDERAL PROCUREMENT DATA SYSTEM  
DEPT OF HOUSING AND URBAN DEVELOPMENT SNAPSHOT REPORT  
Actions Reported Individually on SF279  
Fiscal Year 1987 Through Fourth Quarter

	PRE-CICA		POST-CICA		PRE- & POST-CICA			
	Actions	Dollars (000)	Actions	Dollars (000)	Actions	Percentage of Actions	Dollars (000)	Percentage of Dollars (000)
<b>Methods of Contracting (Pre-CICA)</b>								
2-step Formal Advertising .....	0	0	0	0	0	0.000	0	0.000
Other Formal Advertising .....	5	131	0	0	5	1.010	131	0.128
Negotiated Competitive .....	104	45,260	0	0	104	21.010	45,260	44.373
Negotiated Non-Competitive .....	6	331	0	0	6	1.212	331	0.325
Directed for Foreign Governments .....	0	0	0	0	0	0.000	0	0.000
Tariff or Regulated .....	0	0	0	0	0	0.000	0	0.000
8(a) Awards .....	22	12,593	0	0	22	4.444	12,593	12.346
Brand Name For Resale .....	0	0	0	0	0	0.000	0	0.000
<b>Small Business Awards</b>								
Small Business No Preference .....	33	4,444	74	7,230	107	21.616	11,674	11.445
Total Set-Asides .....	5	373	110	754	115	23.232	1,127	1.105
Partial Set-Asides .....	0	0	0	0	0	0.000	0	0.000
8(a) Awards .....	22	12,593	68	14,701	90	18.182	27,294	26.759
Subtotal:	60	17,410	252	22,685	312	63.030	40,095	39.309
<b>Type of Contract</b>								
Fixed Price .....	83	35,039	207	17,366	290	58.586	52,405	51.378
Cost Reimbursement .....	50	23,231	144	25,645	194	39.192	48,876	47.918
Time & Material .....	0	0	1	140	1	0.202	140	0.137
Labor Hour .....	4	45	6	533	10	2.020	578	0.567
<b>Type of Contractor</b>								
Business Concerns .....	123	55,002	345	41,752	468	94.545	96,754	94.858
Educational & Non-Profit .....	14	3,313	10	1,603	24	4.848	4,916	4.820
State/Local Government .....	0	0	3	329	3	0.606	329	0.323
Non-defined .....	0	0	0	0	0	0.000	0	0.000
<b>Full and Open Competition (Post-CICA)</b>								
Normal Full & Open Competition .....	0	0	77	16,884	77	15.556	16,884	16.553
Architect Engineering .....	0	0	2	23	2	0.404	23	0.023
Basic Research .....	0	0	0	0	0	0.000	0	0.000
Multiple Award .....	0	0	84	6,263	84	16.970	6,263	6.140
Alternate Source .....	0	0	0	0	0	0.000	0	0.000
Small Business Set-Aside .....	0	0	108	670	108	21.818	670	0.657
LSA Set-Aside .....	0	0	4	439	4	0.808	439	0.430
LSA/Small Business Set-Aside .....	0	0	3	1,571	3	0.606	1,571	1.540
<b>Authority for Other Than Full and Open Competition (Post-CICA)</b>								
<b>Competitive</b>								
Only One Source .....	0	0	0	0	0	0.000	0	0.000
Follow-on Contracts .....	0	0	0	0	0	0.000	0	0.000
Other .....	0	0	0	0	0	0.000	0	0.000
Unusual & Compelling Urgency .....	0	0	0	0	0	0.000	0	0.000
Mobilization/Essential R&D .....	0	0	0	0	0	0.000	0	0.000
International Agreement .....	0	0	0	0	0	0.000	0	0.000
National Security .....	0	0	0	0	0	0.000	0	0.000
Public Interest .....	0	0	0	0	0	0.000	0	0.000
<b>Non-Competitive</b>								
Only One Source .....	0	0	2	256	2	0.404	256	0.251
Follow-on Contracts .....	0	0	0	0	0	0.000	0	0.000
Other .....	0	0	1	10	1	0.202	10	0.010
Unusual & Compelling Urgency .....	0	0	1	1	1	0.202	1	0.001
Mobilization/Essential R&D .....	0	0	0	0	0	0.000	0	0.000
International Agreement .....	0	0	0	0	0	0.000	0	0.000
National Security .....	0	0	0	0	0	0.000	0	0.000
Public Interest .....	0	0	0	0	0	0.000	0	0.000
Not Available for Competition .....	22	12,593	75	17,542	97	19.596	30,135	29.544
<b>Synopsis of Procurement Prior to Award</b>								
Synopsized Prior to Award .....	103	54,590	105	18,098	208	42.020	72,688	71.263
Not Synopsized due to Emergency .....	1	92	30	3,026	31	6.263	3,118	3.057
Not Synopsized for Other Reasons .....	33	3,633	223	22,560	256	51.717	26,193	25.680
Women Owned Business .....	1	199	48	595	47	9.495	794	0.778
Full and Open with Only One Bidder/Officer .....	0	0	142	12,749	142	28.687	12,749	12.499

FEDERAL PROCUREMENT DATA SYSTEM  
DEPARTMENT OF INTERIOR SNAPSHOT REPORT  
Actions Reported in Summary on SF281  
Fiscal Year 1987 Through Fourth Quarter

Part I - Total Prime Acquisition Actions

Acquisition Method	Number of Actions	Net Dollar Amount (000)				
		Total	Small Business Concerns	Large Business Concerns	Educational & Non-Profit Institutions	Outside U.S./ Outlying Areas
1. Total (2+7+8)	520,915	319,390				
2. Subtotal (3+4+5+6)	520,509	319,028	210,859	96,855	9,985	1,329
3. Formally Advertised (Including 2 Step)	7,527	5,408	4,568	729	86	25
4. Negotiated Competitive	231,913	137,747	114,500	21,404	1,703	140
5. Negotiated Non-Competitive	206,952	77,777	54,187	16,965	6,177	448
6. Procurement Under Another Agency's Contracts	74,117	98,096	37,604	57,757	2,019	716
6A. GSA Schedules	62,132	84,475	30,935	51,825	999	716
6B. Another Agency's Contracts	11,985	13,621	6,669	5,932	1,020	0
7. Directed Contracts For Foreign Governments	33	19				
8. Tariff Or Regulated Acquisitions	373	343				

Part II - Statistics on Selected Types of Acquisition

Type of Acquisition	Number of Actions	Net Dollar Amount (000)
9. Small Business Total Set-Asides	158,827	87,242
10. Small Business Partial Set-Asides	399	399
11. Total Labor Surplus Area Set-Asides	16,490	9,975
12. Total Labor Surplus Area/Small Business Set-Asides	47,089	31,298
13. Acquisitions From Minority and Disadvantaged Business Enterprises (13A + 13B)	8,511	10,299
13A. Directed to Large Or Small Minority Business Enterprises	8,511	10,299
13B. Small Business - Disadvantaged 8(A)	0	0
14. Women-Owned Business	6,344	5,495

DEPARTMENT OF INTERIOR SNAPSHOT REPORT  
Actions Reported Individually on SF279  
Fiscal Year 1987 Through Fourth Quarter

	PRE-CICA		POST-CICA		PRE- & POST-CICA			
	Actions	Dollars (000)	Actions	Dollars (000)	Actions	Percents of Actions	Dollars (000)	Percentage of Dollars (000)
Total	1,872	252,472	9,805	914,249	11,677	100.000	1,166,721	100.000
<b>Subject To Statutory Requirements</b>								
Walsh Healy Act - Mfg	365	8,512	1,422	58,359	1,787	15.304	66,871	5.732
Walsh Healy Act - Dealer	57	11,791	628	27,460	685	5.866	39,251	3.364
Service Contract Act	447	43,923	1,933	100,049	2,380	20.382	143,972	12.340
Davis Bacon Act	367	88,887	1,824	467,925	2,191	18.763	556,812	47.725
Not subject to Above 3 Acts	636	99,359	3,998	260,456	4,634	39.685	359,815	30.840
<b>Kind of Contract Action</b>								
Initial Letter Contract	3	143	55	4,471	58	0.497	4,614	0.395
Def. Cont. Superseding Letter Contract	1	85	15	1,268	16	0.137	1,353	0.116
New Definitive Contract	55	33,021	3,419	534,686	3,474	29.751	567,707	48.658
Order Under Agency's Contract	659	12,674	1,392	28,611	2,051	17.564	41,285	3.539
Modification	1,005	198,654	3,947	315,571	4,952	42.408	514,225	44.074
GSA Schedule	147	7,852	901	25,179	1,048	8.975	33,031	2.831
Order Under Other Agency's Contract	1	30	68	4,632	69	0.591	4,662	0.400
Termination for Default	0	0	4	-152	4	0.034	-152	-0.013
Termination for Convenience	1	13	4	-17	5	0.043	-4	0.000
<b>Labor Surplus Area (LSA)</b>								
Total Set-Aside	145	84,620	126	112,655	271	2.321	197,275	16.908
Partial Set-Aside (DOD contracts)	0	0	23	73,125	23	0.197	73,125	6.268
Tie Bid Preference	0	0	28	1,297	28	0.240	1,297	0.111
Total LSA/Small Bus. Set-Aside	190	3,734	974	69,907	1,164	9.968	73,641	6.312
Comb. Sm. Bus. Partial LSA (DOD contracts)	0	0	8	240	8	0.069	240	0.021
Subtotal:	335	88,354	1,159	257,224	1,494	12.794	345,578	29.620
<b>LSA No Preference Given</b>	1,537	164,118	8,646	657,025	10,183	87.206	821,143	70.380
<b>Product or Service</b>								
Supplies & Equipment	191	22,382	1,561	66,882	1,752	15.004	89,264	7.651
Research & Development	74	12,639	48	3,715	122	1.045	16,354	1.402
Construction	371	89,012	1,867	463,089	2,238	19.166	552,101	47.321
Architect Engineering	142	2,050	276	9,795	418	3.580	11,845	1.015
Automatic Data Processing Services	95	20,082	221	11,953	316	2.706	32,035	2.746
ADP Equipment, Purchase & Lease	278	11,410	735	83,403	1,013	8.675	44,813	3.841
Real Property, Purchase & Lease	4	243	28	574	32	0.274	817	0.070
Other Services	717	94,654	5,069	324,838	5,786	49.550	419,492	35.955

FEDERAL PROCUREMENT DATA SYSTEM  
DEPARTMENT OF INTERIOR SNAPSHOT REPORT  
Actions Reported Individually on SF279  
Fiscal Year 1987 Through Fourth Quarter

	PRE-CICA		POST-CICA		PRE- & POST-CICA			
	Actions	Dollars (000)	Actions	Dollars (000)	Actions	Percentage of Actions	Dollars (000)	Percentage of Dollars (000)
<b>Methods of Contracting (Pre-CICA)</b>								
2-step Formal Advertising .....	1	-91	0	0	1	0.009	-91	-0.008
Other Formal Advertising .....	155	16,621	0	0	155	1.327	16,621	1.425
Negotiated Competitive .....	1,368	139,309	0	0	1,368	11.715	139,309	11.940
Negotiated Non-Competitive .....	286	86,106	0	0	286	2.449	86,106	7.380
Directed for Foreign Governments .....	0	0	0	0	0	0.000	0	0.000
Tariff or Regulated .....	1	55	0	0	1	0.009	55	0.005
8(a) Awards .....	61	10,472	0	0	61	0.522	10,472	0.898
Brand Name For Resale .....	0	0	0	0	0	0.000	0	0.000
<b>Small Business Awards</b>								
Small Business No Preference .....	266	21,019	2,187	190,994	2,453	21.007	212,013	18.172
Total Set-Asides .....	610	19,415	2,483	132,862	3,093	26.488	152,277	13.052
Partial Set-Asides .....	12	49	0	0	12	0.103	49	0.004
8(a) Awards .....	61	10,472	555	47,963	616	5.275	58,435	5.008
Subtotal:	949	50,955	5,225	371,819	6,174	52.873	422,774	36.236
<b>Type of Contract</b>								
Fixed Price .....	1,582	148,553	7,211	599,072	8,793	75.302	747,625	64.079
Cost Reimbursement .....	279	103,725	2,485	304,838	2,764	23.670	408,563	35.018
Time & Material .....	6	32	69	3,136	75	0.642	3,168	0.272
Labor Hour .....	5	162	40	7,203	45	0.385	7,365	0.631
<b>Type of Contractor</b>								
Business Concerns .....	1,698	175,947	7,387	637,016	9,085	77.803	812,963	69.679
Educational & Non-Profit .....	40	1,712	95	9,392	135	1.156	11,104	0.952
State/Local Government .....	133	74,817	2,320	267,814	2,453	21.007	342,631	29.367
Non-defined .....	1	-4	3	27	4	0.034	23	0.002
<b>Full and Open Competition (Post-CICA)</b>								
Normal Full & Open Competition .....	0	0	2,232	356,817	2,232	19.114	356,817	30.583
Architect Engineering .....	0	0	149	5,105	149	1.276	5,105	0.438
Basic Research .....	0	0	4	49	4	0.034	49	0.004
Multiple Award .....	0	0	888	22,903	888	7.605	22,903	1.963
Alternate Source .....	0	0	5	1,139	5	0.043	1,139	0.098
Small Business Set-Aside .....	0	0	1,514	62,965	1,514	12.966	62,965	5.397
LSA Set-Aside .....	0	0	126	112,684	126	1.079	112,684	9.658
LSA/Small Business Set-Aside .....	0	0	969	69,897	969	8.298	69,897	5.991
<b>Authority for Other Than Full and Open Competition (Post-CICA)</b>								
<b>Competitive</b>								
Only One Source .....	0	0	8	224	8	0.069	224	0.019
Follow-on Contracts .....	0	0	6	271	6	0.051	271	0.023
Other .....	0	0	15	394	15	0.128	394	0.034
Unusual & Compelling Urgency .....	0	0	9	457	9	0.077	457	0.039
Mobilization/Essential R&D .....	0	0	0	0	0	0.000	0	0.000
International Agreement .....	0	0	1	18	1	0.009	18	0.002
National Security .....	0	0	0	0	0	0.000	0	0.000
Public Interest .....	0	0	0	0	0	0.000	0	0.000
<b>Non-Competitive</b>								
Only One Source .....	0	0	128	6,141	128	1.096	6,141	0.526
Follow-on Contracts .....	0	0	39	1,928	39	0.334	1,928	0.165
Other .....	0	0	73	4,059	73	0.625	4,059	0.348
Unusual & Compelling Urgency .....	0	0	28	2,856	28	0.240	2,856	0.245
Mobilization/Essential R&D .....	0	0	5	326	5	0.043	326	0.028
International Agreement .....	0	0	1	22	1	0.009	22	0.002
National Security .....	0	0	0	0	0	0.000	0	0.000
Public Interest .....	0	0	0	0	0	0.000	0	0.000
Not Available for Competition .....	66	10,845	3,055	257,929	3,121	26.728	268,774	23.037
<b>Synopsis of Procurement Prior to Award</b>								
Synopsized Prior to Award .....	1,078	128,612	4,558	623,435	5,636	48.266	752,047	64.458
Not Synopsized due to Emergency .....	94	52	422	11,185	516	4.419	11,237	0.963
Not Synopsized for Other Reasons .....	700	123,808	4,825	279,629	5,525	47.315	403,437	34.579
Women Owned Business .....	139	960	383	11,485	522	4.470	12,445	1.067
Full and Open with Only One Bidder/Offeree .....	0	0	467	25,231	467	3.999	25,231	2.163

FEDERAL PROCUREMENT DATA SYSTEM  
**DEPARTMENT OF JUSTICE SNAPSHOT REPORT**

Actions Reported in Summary on SF281

Fiscal Year 1987 Through Fourth Quarter

**Part I - Total Prime Acquisition Actions**

Acquisition Method	Number of Actions	Net Dollar Amount (000)				
		Total	Small Business Concerns	Large Business Concerns	Educational & Non-Profit Institutions	Outside U.S./ Outlying Areas
1. Total (2+7+8)	603,218	300,489	171,371	116,229	9,448	22
2. Subtotal (3+4+5+6)	602,512	297,070	171,371	116,229	9,448	22
3. Formally Advertised (Including 2 Step)	2,587	3,242	2,469	715	58	0
4. Negotiated Competitive	143,655	103,605	71,167	30,061	2,376	1
5. Negotiated Non-Competitive	268,052	101,663	65,905	33,112	2,625	21
6. Procurement Under Another Agency's Contracts	188,218	88,560	31,830	52,341	4,389	0
6A. GSA Schedules	59,739	71,746	25,150	46,568	28	0
6B. Another Agency's Contracts	128,479	16,814	6,680	5,773	4,361	0
7. Directed Contracts For Foreign Governments	1	15				
8. Tariff Or Regulated Acquisitions	705	3,404				

**Part II - Statistics on Selected Types of Acquisition**

Type of Acquisition	Number of Actions	Net Dollar Amount (000)
9. Small Business Total Set-Asides	359,251	111,374
10. Small Business Partial Set-Asides	5,868	1,621
11. Total Labor Surplus Area Set-Asides	41,836	9,488
12. Total Labor Surplus Area/Small Business Set-Asides	145,128	39,603
13. Acquisitions From Minority and Disadvantaged Business Enterprises (13A + 13B)	60,413	11,523
13A. Directed to Large Or Small Minority Business Enterprises	59,889	10,260
13B. Small Business - Disadvantaged 8(A)	524	1,263
14. Women-Owned Business	7,687	5,428

**DEPARTMENT OF JUSTICE SNAPSHOT REPORT**

Actions Reported Individually on SF279

Fiscal Year 1987 Through Fourth Quarter

	PRE-CICA		POST-CICA		PRE- & POST-CICA			
	Actions	Dollars (000)	Actions	Dollars (000)	Actions	Percents of Actions	Dollars (000)	Percentage of Dollars (000)
Total	628	140,676	1,015	493,110	1,643	100.000	633,786	100.000
<b>Subject To Statutory Requirements</b>								
Walsh Healy Act - Mfg	193	44,130	212	121,215	405	24.650	165,345	26.088
Walsh Healy Act - Dealer	40	4,946	106	25,185	146	8.886	30,131	4.754
Service Contract Act	293	66,268	226	81,766	519	31.589	148,034	23.357
Davis Bacon Act	0	0	57	191,023	57	3.469	191,023	30.140
Not subject to Above 3 Acts	102	25,332	414	73,921	516	31.406	99,253	15.660
<b>Kind of Contract Action</b>								
Initial Letter Contract	0	0	10	6,243	10	0.609	6,243	0.985
Def. Cont. Superseding Letter Contract	0	0	2	66	2	0.122	66	0.010
New Definitive Contract	2	113	370	316,365	372	22.642	316,478	49.935
Order Under Agency's Contract	143	29,278	148	57,417	291	17.712	86,695	13.679
Modification	224	86,937	133	79,620	357	21.729	166,557	26.280
GSA Schedule	257	21,348	333	29,864	590	35.910	51,212	8.080
Order Under Other Agency's Contract	2	3,000	19	3,535	21	1.278	6,535	1.031
Termination for Default	0	0	0	0	0	0.000	0	0.000
Termination for Convenience	0	0	0	0	0	0.000	0	0.000
<b>Labor Surplus Area (LSA)</b>								
Total Set-Aside	0	0	5	12,371	5	0.304	12,371	1.952
Partial Set-Aside (DOD contracts)	0	0	0	0	0	0.000	0	0.000
Tie Bid Preference	0	0	7	510	7	0.426	510	0.080
Total LSA/Small Bus. Set-Aside	0	0	8	1,135	8	0.487	1,135	0.179
Comb. Sm. Bus. Partial LSA (DOD contracts)	0	0	0	0	0	0.000	0	0.000
Subtotal:	0	0	20	14,016	20	1.217	14,016	2.211
<b>LSA No Preference Given</b>	628	140,676	995	479,094	1,623	98.783	619,770	97.789
<b>Product or Service</b>								
Supplies & Equipment	224	43,195	319	78,458	543	33.049	121,653	19.195
Research & Development	1	84	1	76	2	0.122	180	0.025
Construction	0	0	58	191,093	58	3.530	191,093	30.151
Architect Engineering	4	600	32	9,571	36	2.191	10,171	1.605
Automatic Data Processing Services	91	27,488	50	11,207	141	8.582	38,695	6.105
ADP Equipment, Purchase & Lease	76	28,623	212	98,153	288	17.529	126,776	20.003
Real Property, Purchase & Lease	2	349	8	816	10	0.609	1,165	0.184
Other Services	230	40,337	335	103,736	565	34.388	144,073	22.732

FEDERAL PROCUREMENT DATA SYSTEM  
**DEPARTMENT OF JUSTICE SNAPSHOT REPORT**  
 Actions Reported Individually on SF279  
 Fiscal Year 1987 Through Fourth Quarter

	PRE-CICA		POST-CICA		PRE- & POST-CICA			
	Actions	Dollars (000)	Actions	Dollars (000)	Actions	Percentage of Actions	Dollars (000)	Percentage of Dollars (000)
<b>Methods of Contracting (Pre-CICA)</b>								
2-step Formal Advertising .....	0	0	0	0	0	0.000	0	0.000
Other Formal Advertising .....	6	869	0	0	6	0.365	869	0.137
Negotiated Competitive .....	434	99,250	0	0	434	26.415	99,250	15.660
Negotiated Non-Competitive .....	170	38,085	0	0	170	10.347	38,085	6.009
Directed for Foreign Governments .....	0	0	0	0	0	0.000	0	0.000
Tariff or Regulated .....	1	306	0	0	1	0.061	306	0.048
8(a) Awards .....	17	2,166	0	0	17	1.035	2,166	0.342
Brand Name For Resale .....	0	0	0	0	0	0.000	0	0.000
<b>Small Business Awards</b>								
Small Business No Preference .....	207	25,153	306	173,861	513	31.223	199,014	31.401
Total Set-Asides .....	6	527	45	8,122	51	3.104	8,649	1.365
Partial Set-Asides .....	0	0	0	0	0	0.000	0	0.000
8(a) Awards .....	17	2,166	40	12,077	57	3.469	14,243	2.247
Subtotal:	230	27,846	391	194,060	621	37.797	221,906	35.013
<b>Type of Contract</b>								
Fixed Price .....	540	120,647	962	476,830	1,502	91.418	597,477	94.271
Cost Reimbursement .....	72	16,645	40	14,190	112	6.817	30,835	4.865
Time & Material .....	12	3,122	4	477	16	0.974	3,599	0.568
Labor Hour .....	4	262	9	1,613	13	0.791	1,875	0.296
<b>Type of Contractor</b>								
Business Concerns .....	627	140,614	981	482,538	1,608	97.870	623,152	98.322
Educational & Non-Profit .....	0	0	32	10,362	32	1.948	10,362	1.635
State/Local Government .....	1	62	2	210	3	0.183	272	0.043
Non-defined .....	0	0	0	0	0	0.000	0	0.000
<b>Full and Open Competition (Post-CICA)</b>								
Normal Full & Open Competition .....	0	0	387	370,380	387	23.554	370,380	58.439
Architect Engineering .....	0	0	15	5,140	15	0.913	5,140	0.811
Basic Research .....	0	0	0	0	0	0.000	0	0.000
Multiple Award .....	0	0	285	25,069	285	17.346	25,069	3.955
Alternate Source .....	0	0	0	0	0	0.000	0	0.000
Small Business Set-Aside .....	0	0	44	8,061	44	2.678	8,061	1.272
LSA Set-Aside .....	0	0	2	1,004	2	0.122	1,004	0.158
LSA/Small Business Set-Aside .....	0	0	1	61	1	0.061	61	0.010
<b>Authority for Other Than Full and Open Competition (Post-CICA)</b>								
<b>Competitive</b>								
Only One Source .....	0	0	0	0	0	0.000	0	0.000
Follow-on Contracts .....	0	0	1	158	1	0.061	158	0.025
Other .....	0	0	1	927	1	0.061	927	0.146
Unusual & Compelling Urgency .....	0	0	23	8,605	23	1.400	8,605	1.358
Mobilization/Essential R&D .....	0	0	0	0	0	0.000	0	0.000
International Agreement .....	0	0	0	0	0	0.000	0	0.000
National Security .....	0	0	1	102	1	0.061	102	0.016
Public Interest .....	0	0	5	1,338	5	0.304	1,338	0.211
<b>Non-Competitive</b>								
Only One Source .....	0	0	78	13,915	78	4.747	13,915	2.196
Follow-on Contracts .....	0	0	3	696	3	0.183	696	0.110
Other .....	0	0	72	36,421	72	4.382	36,421	5.747
Unusual & Compelling Urgency .....	0	0	22	3,545	22	1.339	3,545	0.559
Mobilization/Essential R&D .....	0	0	0	0	0	0.000	0	0.000
International Agreement .....	0	0	0	0	0	0.000	0	0.000
National Security .....	0	0	4	204	4	0.243	204	0.032
Public Interest .....	0	0	0	0	0	0.000	0	0.000
Not Available for Competition .....	18	2,472	71	17,484	89	5.417	19,956	3.149
<b>Synopsis of Procurement Prior to Award</b>								
Synopsized Prior to Award .....	316	97,896	403	399,438	719	43.761	497,334	78.470
Not Synopsized due to Emergency .....	48	11,602	86	21,458	134	8.156	33,060	5.216
Not Synopsized for Other Reasons .....	264	31,178	526	72,214	790	48.083	103,392	16.313
<b>Women Owned Business</b> .....	7	479	38	5,585	45	2.739	6,064	0.957
<b>Full and Open with Only One Bidder/Offeror</b> .....	0	0	79	54,135	79	4.808	54,135	8.542

FEDERAL PROCUREMENT DATA SYSTEM  
**DEPARTMENT OF LABOR SNAPSHOT REPORT**  
 Actions Reported in Summary on SF281  
 Fiscal Year 1987 Through Fourth Quarter

**Part I - Total Prime Acquisition Actions**

Acquisition Method	Number of Actions	Net Dollar Amount (000)				
		Total	Small Business Concerns	Large Business Concerns	Educational & Non-Profit Institutions	Outside U.S./ Outlying Areas
1. Total (2+7+8)	27,231	35,062				
2. Subtotal (3+4+5+6)	27,231	35,062	19,000	15,044	1,018	0
3. Formally Advertised (Including 2 Step)	0	0	0	0	0	0
4. Negotiated Competitive	5,047	8,966	5,338	3,362	266	0
5. Negotiated Non-Competitive	13,944	11,427	8,429	2,356	642	0
6. Procurement Under Another Agency's Contracts	8,240	14,669	5,233	9,326	110	0
6A. GSA Schedules	7,477	13,057	3,976	9,071	10	0
6B. Another Agency's Contracts	763	1,612	1,257	255	100	0
7. Directed Contracts For Foreign Governments	0	0				
8. Tariff Or Regulated Acquisitions	0	0				

**Part II - Statistics on Selected Types of Acquisition**

Type of Acquisition	Number of Actions	Net Dollar Amount (000)
9. Small Business Total Set-Asides	12,571	11,603
10. Small Business Partial Set-Asides	133	477
11. Total Labor Surplus Area Set-Asides	2,764	1,607
12. Total Labor Surplus Area/Small Business Set-Asides	62	86
13. Acquisitions From Minority and Disadvantaged Business Enterprises (13A + 13B)	981	1,232
13A. Directed to Large Or Small Minority Business Enterprises	893	1,112
13B. Small Business - Disadvantaged 8(A)	88	120
14. Women-Owned Business	460	571

**DEPARTMENT OF LABOR SNAPSHOT REPORT**  
 Actions Reported Individually on SF279  
 Fiscal Year 1987 Through Fourth Quarter

	PRE-CICA		POST-CICA		PRE- & POST-CICA			
	Actions	Dollars (000)	Actions	Dollars (000)	Actions	Percents of Actions	Dollars (000)	Percentage of Dollars (000)
<b>Total</b>	<b>370</b>	<b>124,671</b>	<b>1,035</b>	<b>370,990</b>	<b>1,405</b>	<b>100.000</b>	<b>495,661</b>	<b>100.000</b>
<b>Subject To Statutory Requirements</b>								
Walsh Healy Act - Mfg	19	1,086	24	1,666	43	3.060	2,752	0.555
Walsh Healy Act - Dealer	5	543	16	2,967	21	1.495	3,510	0.708
Service Contract Act	70	24,187	322	34,845	392	27.900	59,032	11.910
Davis Bacon Act	5	99	79	16,204	84	5.979	16,303	3.289
Not subject to Above Acts	271	98,756	594	315,308	865	61.566	414,064	83.538
<b>Kind of Contract Action</b>								
Initial Letter Contract	0	0	0	0	0	0.000	0	0.000
Def. Cont. Superseding Letter Contract	0	0	0	0	0	0.000	0	0.000
New Definitive Contract	5	1,953	215	42,924	220	15.658	44,877	9.054
Order Under Agency's Contract	0	0	6	540	6	0.427	540	0.109
Modification	343	121,504	797	326,845	1,140	81.139	448,349	90.455
GSA Schedule	22	1,214	17	681	39	2.776	1,895	0.382
Order Under Other Agency's Contract	0	0	0	0	0	0.000	0	0.000
Termination for Default	0	0	0	0	0	0.000	0	0.000
Termination for Convenience	0	0	0	0	0	0.000	0	0.000
<b>Labor Surplus Area (LSA)</b>								
Total Set-Aside	5	2,677	79	73,360	84	5.979	76,037	15.341
Partial Set-Aside (DOD contracts)	0	0	0	0	0	0.000	0	0.000
Tie Bid Preference	8	1,553	18	4,272	26	1.851	5,825	1.175
Total LSA/Small Bus. Set-Aside	1	430	5	586	6	0.427	1,016	0.205
Comb. Sm. Bus. Partial LSA (DOD contracts)	0	0	0	0	0	0.000	0	0.000
Subtotal:	14	4,660	102	78,218	116	8.256	82,878	16.721
<b>LSA No Preference Given</b>	<b>356</b>	<b>120,011</b>	<b>933</b>	<b>292,772</b>	<b>1,289</b>	<b>91.744</b>	<b>412,783</b>	<b>83.279</b>
<b>Product or Service</b>								
Supplies & Equipment	15	829	20	3,027	35	2.491	3,856	0.778
Research & Development	0	0	0	0	0	0.000	0	0.000
Construction	6	137	81	16,321	87	6.192	16,458	3.320
Architect Engineering	3	11	51	7,871	54	3.843	7,882	1.590
Automatic Data Processing Services	49	11,524	99	17,020	148	10.534	28,544	5.759
ADP Equipment, Purchase & Lease	33	3,878	47	3,736	80	5.694	7,614	1.536
Real Property, Purchase & Lease	0	0	2	34	2	0.142	34	0.007
Other Services	264	108,292	735	322,981	999	71.103	431,273	87.010

FEDERAL PROCUREMENT DATA SYSTEM  
**DEPARTMENT OF LABOR SNAPSHOT REPORT**  
**Actions Reported Individually on SF279**  
**Fiscal Year 1987 Through Fourth Quarter**

	PRE-CICA		POST-CICA		PRE- & POST-CICA			
	Actions	Dollars (000)	Actions	Dollars (000)	Actions	Percentage of Actions	Dollars (000)	Percentage of Dollars (000)
<b>Methods of Contracting (Pre-CICA)</b>								
2-step Formal Advertising .....	0	0	0	0	0	0.000	0	0.000
Other Formal Advertising .....	6	935	0	0	6	0.427	935	0.189
Negotiated Competitive .....	316	112,110	0	0	316	22.491	112,110	22.618
Negotiated Non-Competitive .....	31	10,535	0	0	31	2.206	10,535	2.125
Directed for Foreign Governments .....	0	0	0	0	0	0.000	0	0.000
Tariff or Regulated .....	0	0	0	0	0	0.000	0	0.000
8(a) Awards .....	17	1,091	0	0	17	1.210	1,091	0.220
Brand Name For Resale .....	0	0	0	0	0	0.000	0	0.000
<b>Small Business Awards</b>								
Small Business No Preference .....	41	13,101	128	23,565	169	12.028	36,666	7.397
Total Set-Asides .....	44	5,483	355	35,507	399	28.399	40,990	8.270
Partial Set-Asides .....	20	1,460	0	0	20	1.423	1,460	0.295
8(a) Awards .....	17	1,091	85	10,197	102	7.260	11,288	2.277
Subtotal:	122	21,135	568	69,269	690	49.110	80,404	18.239
<b>Type of Contract</b>								
Fixed Price .....	144	27,628	401	46,972	545	38.790	74,600	15.051
Cost Reimbursement .....	176	90,683	328	296,029	504	35.872	386,712	78.019
Time & Material .....	0	0	1	48	1	0.071	48	0.010
Labor Hour .....	50	6,360	305	27,941	355	25.267	34,301	6.920
<b>Type of Contractor</b>								
Business Concerns .....	322	106,660	876	267,724	1,198	85.267	374,384	75.532
Educational & Non-Profit .....	25	9,435	91	76,664	116	8.256	86,099	17.371
State/Local Government .....	23	8,576	68	26,602	91	6.477	35,178	7.097
Non-defined .....	0	0	0	0	0	0.000	0	0.000
<b>Full and Open Competition (Post-CICA)</b>								
Normal Full & Open Competition .....	0	0	389	237,429	389	27.687	237,429	47.901
Architect Engineering .....	0	0	50	1,220	50	3.559	1,220	0.246
Basic Research .....	0	0	0	0	0	0.000	0	0.000
Multiple Award .....	0	0	17	681	17	1.210	681	0.137
Alternate Source .....	0	0	0	0	0	0.000	0	0.000
Small Business Set-Aside .....	0	0	351	34,993	351	24.982	34,993	7.060
LSA Set-Aside .....	0	0	42	30,955	42	2.989	30,955	6.245
LSA/Small Business Set-Aside .....	0	0	4	514	4	0.285	514	0.104
<b>Authority for Other Than Full and Open Competition (Post-CICA)</b>								
<b>Competitive</b>								
Only One Source .....	0	0	10	15,137	10	0.712	15,137	3.054
Follow-on Contracts .....	0	0	0	0	0	0.000	0	0.000
Other .....	0	0	0	0	0	0.000	0	0.000
Unusual & Compelling Urgency .....	0	0	0	0	0	0.000	0	0.000
Mobilization/Essential R&D .....	0	0	0	0	0	0.000	0	0.000
International Agreement .....	0	0	0	0	0	0.000	0	0.000
National Security .....	0	0	0	0	0	0.000	0	0.000
Public Interest .....	0	0	0	0	0	0.000	0	0.000
<b>Non-Competitive</b>								
Only One Source .....	0	0	4	154	4	0.285	154	0.031
Follow-on Contracts .....	0	0	1	16	1	0.071	16	0.003
Other .....	0	0	3	284	3	0.214	284	0.057
Unusual & Compelling Urgency .....	0	0	0	0	0	0.000	0	0.000
Mobilization/Essential R&D .....	0	0	0	0	0	0.000	0	0.000
International Agreement .....	0	0	0	0	0	0.000	0	0.000
National Security .....	0	0	0	0	0	0.000	0	0.000
Public Interest .....	0	0	0	0	0	0.000	0	0.000
Not Available for Competition .....	17	1,091	164	49,607	181	12.883	50,698	10.228
<b>Synopsis of Procurement Prior to Award</b>								
Synopsized Prior to Award .....	326	118,385	776	338,023	1,102	78.434	456,408	92.081
Not Synopsized due to Emergency .....	0	0	1	16	1	0.071	16	0.003
Not Synopsized for Other Reasons .....	44	6,286	258	32,951	302	21.495	39,237	7.916
Women Owned Business .....	30	5,924	71	20,266	101	7.189	26,190	5.284
Full and Open with Only One Bidder/Offeree .....	0	0	159	129,185	159	11.317	129,185	26.063

FEDERAL PROCUREMENT DATA SYSTEM  
**DEPARTMENT OF STATE SNAPSHOT REPORT**  
 Actions Reported in Summary on SF281  
 Fiscal Year 1987 Through Fourth Quarter

**Part I - Total Prime Acquisition Actions**

Acquisition Method	Number of Actions	Net Dollar Amount (000)				
		Total	Small Business Concerns	Large Business Concerns	Educational & Non-Profit Institutions	Outside U.S./Outlying Areas
1. Total (2+7+8) .....	17,977	50,317				
2. Subtotal (3+4+5+6) .....	17,977	50,317	25,804	23,757	756	0
3. Formally Advertised (Including 2 Step) .....	61	218	108	110	0	0
4. Negotiated Competitive .....	1,995	7,181	2,446	4,619	116	0
5. Negotiated Non-Competitive .....	13,158	33,966	20,740	12,644	582	0
6. Procurement Under Another Agency's Contracts .....	2,763	8,952	2,510	6,384	58	0
6A. GSA Schedules .....	2,633	8,582	2,450	6,081	51	0
6B. Another Agency's Contracts .....	130	370	60	303	7	0
7. Directed Contracts For Foreign Governments .....	0	0				
8. Tariff Or Regulated Acquisitions .....	0	0				

**Part II - Statistics on Selected Types of Acquisition**

Type of Acquisition	Number of Actions	Net Dollar Amount (000)
9. Small Business Total Set-Asides .....	303	510
10. Small Business Partial Set-Asides .....	0	0
11. Total Labor Surplus Area Set-Asides .....	0	0
12. Total Labor Surplus Area/Small Business Set-Asides .....	0	0
13. Acquisitions From Minority and Disadvantaged Business Enterprises (13A + 13B) .....	4,046	10,357
13A. Directed to Large Or Small Minority Business Enterprises .....	3,121	9,223
13B. Small Business - Disadvantaged 8(A) .....	925	1,134
14. Women-Owned Business .....	2,207	5,792

**DEPARTMENT OF STATE SNAPSHOT REPORT**  
 Actions Reported Individually on SF279  
 Fiscal Year 1987 Through Fourth Quarter

	PRE-CICA		POST-CICA		PRE- & POST-CICA			
	Actions	Dollars (000)	Actions	Dollars (000)	Actions	Percents of Actions	Dollars (000)	Percentage of Dollars (000)
<b>Total</b> .....	<b>457</b>	<b>88,197</b>	<b>769</b>	<b>187,827</b>	<b>1,226</b>	<b>100.000</b>	<b>276,024</b>	<b>100.000</b>
<b>Subject To Statutory Requirements</b>								
Walsh Healy Act - Mfg .....	272	40,827	120	28,175	392	31.974	69,002	24.999
Walsh Healy Act - Dealer .....	19	1,210	44	5,890	63	5.139	7,100	2.572
Service Contract Act .....	69	11,828	206	52,331	275	22.431	64,159	23.244
Davis Bacon Act .....	0	0	1	108	1	0.082	108	0.039
Not subject to Above 3 Acts .....	97	34,332	398	101,323	495	40.375	135,655	49.146
<b>Kind of Contract Action</b>								
Initial Letter Contract .....	0	0	9	1,457	9	0.734	1,457	0.528
Def. Cont. Superseding Letter Contract .....	0	0	1	179	1	0.082	179	0.065
New Definitive Contract .....	0	0	237	50,529	237	19.331	50,529	18.306
Order Under Agency's Contract .....	201	33,887	130	46,997	331	26.998	80,884	29.303
Modification .....	127	39,425	272	80,608	399	32.545	120,033	43.486
GSA Schedule .....	123	14,364	115	7,709	238	19.413	22,073	7.997
Order Under Other Agency's Contract .....	6	521	5	348	11	0.897	869	0.315
Termination for Default .....	0	0	0	0	0	0.000	0	0.000
Termination for Convenience .....	0	0	0	0	0	0.000	0	0.000
<b>Labor Surplus Area (LSA)</b>								
Total Set-Aside .....	0	0	0	0	0	0.000	0	0.000
Partial Set-Aside (DOD contracts) .....	0	0	0	0	0	0.000	0	0.000
Tie Bid Preference .....	0	0	0	0	0	0.000	0	0.000
Total LSA/Small Bus. Set-Aside .....	0	0	0	0	0	0.000	0	0.000
Comb. Sm. Bus. Partial LSA (DOD contracts) .....	0	0	0	0	0	0.000	0	0.000
Subtotal: .....	0	0	0	0	0	0.000	0	0.000
<b>LSA No Preference Given</b> .....	<b>457</b>	<b>88,197</b>	<b>769</b>	<b>187,827</b>	<b>1,226</b>	<b>100.000</b>	<b>276,024</b>	<b>100.000</b>
<b>Product or Service</b>								
Supplies & Equipment .....	91	14,168	150	20,390	241	19.657	34,558	12.520
Research & Development .....	0	0	5	3,502	5	0.408	3,502	1.269
Construction .....	9	5,232	61	67,545	70	5.710	72,777	26.366
Architect Engineering .....	0	0	40	4,533	40	3.263	4,533	1.642
Automatic Data Processing Services .....	30	3,516	61	7,750	91	7.423	11,266	4.082
ADP Equipment, Purchase & Lease .....	165	22,906	34	3,762	199	16.232	26,668	9.661
Real Property, Purchase & Lease .....	0	0	1	49	1	0.082	49	0.018
Other Services .....	162	42,375	417	80,296	579	47.227	122,671	44.442



FEDERAL PROCUREMENT DATA SYSTEM  
DEPARTMENT OF STATE SNAPSHOT REPORT  
Actions Reported Individually on SF279  
Fiscal Year 1987 Through Fourth Quarter

	PRE-CICA		POST-CICA		PRE- & POST-CICA			
	Actions	Dollars (000)	Actions	Dollars (000)	Actions	Percentage of Actions	Dollars (000)	Percentage of Dollars (000)
<b>Methods of Contracting (Pre-CICA)</b>								
2-step Formal Advertising .....	0	0	0	0	0	0.000	0	0.000
Other Formal Advertising .....	4	460	0	0	4	0.326	460	0.167
Negotiated Competitive .....	401	71,154	0	0	401	32.708	71,154	25.778
Negotiated Non-Competitive .....	43	15,004	0	0	43	3.507	15,004	5.436
Directed for Foreign Governments .....	0	0	0	0	0	0.000	0	0.000
Tariff or Regulated .....	0	0	0	0	0	0.000	0	0.000
8(a) Awards .....	9	1,579	0	0	9	0.734	1,579	0.572
Brand Name For Resale .....	0	0	0	0	0	0.000	0	0.000
<b>Small Business Awards</b>								
Small Business No Preference .....	69	15,518	367	59,492	436	35.563	75,010	27.175
Total Set-Asides .....	5	5,996	22	2,202	27	2.202	8,198	2.970
Partial Set-Asides .....	0	0	0	0	0	0.000	0	0.000
8(a) Awards .....	9	1,579	67	12,818	76	6.199	14,397	5.216
Subtotal:	83	23,093	456	74,512	539	43.964	97,605	35.361
<b>Type of Contract</b>								
Fixed Price .....	378	52,508	418	102,488	796	64.927	154,996	56.153
Cost Reimbursement .....	22	25,206	70	31,217	92	7.504	56,423	20.441
Time & Material .....	21	6,365	72	23,089	93	7.586	29,454	10.671
Labor Hour .....	36	4,118	209	31,033	245	19.984	35,151	12.735
<b>Type of Contractor</b>								
Business Concerns .....	450	79,692	751	179,216	1,201	97.961	258,908	93.799
Educational & Non-Profit .....	6	8,405	14	8,347	20	1.631	16,752	6.069
State/Local Government .....	0	0	3	215	3	0.245	215	0.078
Non-defined .....	1	100	1	49	2	0.163	149	0.054
<b>Full and Open Competition (Post-CICA)</b>								
Normal Full & Open Competition .....	0	0	125	33,864	125	10.196	33,864	12.268
Architect Engineering .....	0	0	23	10,094	23	1.876	10,094	3.657
Basic Research .....	0	0	0	0	0	0.000	0	0.000
Multiple Award .....	0	0	109	7,116	109	8.891	7,116	2.578
Alternate Source .....	0	0	0	0	0	0.000	0	0.000
Small Business Set-Aside .....	0	0	22	2,202	22	1.794	2,202	0.798
LSA Set-Aside .....	0	0	0	0	0	0.000	0	0.000
LSA/Small Business Set-Aside .....	0	0	0	0	0	0.000	0	0.000
<b>Authority for Other Than Full and Open Competition (Post-CICA)</b>								
<b>Competitive</b>								
Only One Source .....	0	0	1	87	1	0.082	87	0.032
Follow-on Contracts .....	0	0	0	0	0	0.000	0	0.000
Other .....	0	0	0	0	0	0.000	0	0.000
Unusual & Compelling Urgency .....	0	0	36	32,200	36	2.936	32,200	11.666
Mobilization/Essential R&D .....	0	0	0	0	0	0.000	0	0.000
International Agreement .....	0	0	0	0	0	0.000	0	0.000
National Security .....	0	0	0	0	0	0.000	0	0.000
Public Interest .....	0	0	0	0	0	0.000	0	0.000
<b>Non-Competitive</b>								
Only One Source .....	0	0	17	1,911	17	1.387	1,911	0.692
Follow-on Contracts .....	0	0	12	2,048	12	0.979	2,048	0.742
Other .....	0	0	52	4,619	52	4.241	4,619	1.673
Unusual & Compelling Urgency .....	0	0	139	36,159	139	11.338	36,159	13.100
Mobilization/Essential R&D .....	0	0	2	2,802	2	0.163	2,802	1.015
International Agreement .....	0	0	0	0	0	0.000	0	0.000
National Security .....	0	0	0	0	0	0.000	0	0.000
Public Interest .....	0	0	0	0	0	0.000	0	0.000
Not Available for Competition .....	9	1,579	231	54,725	240	19.576	56,304	20.398
<b>Synopsis of Procurement Prior to Award</b>								
Synopsized Prior to Award .....	263	55,859	170	63,818	433	35.318	119,677	43.357
Not Synopsized due to Emergency .....	5	1,458	71	15,265	76	6.199	16,723	6.059
Not Synopsized for Other Reasons .....	189	30,880	528	108,744	717	58.483	139,624	50.584
Women Owned Business .....	6	527	45	2,734	51	4.160	3,261	1.181
Full and Open with Only One Bidder/Offeror .....	0	0	47	9,882	47	3.834	9,882	3.580

**FEDERAL PROCUREMENT DATA SYSTEM**  
**DEPARTMENT OF TRANSPORTATION SNAPSHOT REPORT**  
**Actions Reported in Summary on SF281**  
**Fiscal Year 1987 Through Fourth Quarter**  
**Part I - Total Prime Acquisition Actions**

Acquisition Method	Number of Actions	Net Dollar Amount (000)				
		Total	Small Business Concerns	Large Business Concerns	Educational & Non-Profit Institutions	Outside U.S./ Outlying Areas
1. Total (2+7+8)	269,336	327,800				
2. Subtotal (3+4+5+6)	266,293	323,329	194,966	123,196	3,676	1,491
3. Formally Advertised (Including 2 Step)	1,916	5,849	4,799	1,044	4	2
4. Negotiated Competitive	92,864	123,841	93,019	29,676	578	568
5. Negotiated Non-Competitive	130,642	107,223	62,052	41,591	2,746	834
6. Procurement Under Another Agency's Contracts	40,871	86,416	35,096	50,885	348	87
6A. GSA Schedules	33,822	74,904	28,417	46,261	143	83
6B. Another Agency's Contracts	7,049	11,512	6,679	4,624	205	4
7. Directed Contracts For Foreign Governments	7	7				
8. Tariff Or Regulated Acquisitions	3,036	4,464				

**Part II - Statistics on Selected Types of Acquisition**

Type of Acquisition	Number of Actions	Net Dollar Amount (000)
9. Small Business Total Set-Asides	121,044	116,435
10. Small Business Partial Set-Asides	43	69
11. Total Labor Surplus Area Set-Asides	1,295	2,457
12. Total Labor Surplus Area/Small Business Set-Asides	2,358	4,294
13. Acquisitions From Minority and Disadvantaged Business Enterprises (13A + 13B)	3,473	15,749
13A. Directed to Large Or Small Minority Business Enterprises	3,194	8,713
13B. Small Business - Disadvantaged 8(A)	279	7,036
14. Women-Owned Business	2,601	3,921

**DEPARTMENT OF TRANSPORTATION SNAPSHOT REPORT**  
**Actions Reported Individually on SF279**  
**Fiscal Year 1987 Through Fourth Quarter**

	PRE-CICA		POST-CICA		PRE-& POST-CICA			
	Actions	Dollars (000)	Actions	Dollars (000)	Actions	Percents of Actions	Dollars (000)	Percentage of Dollars (000)
<b>Total</b>	<b>1,411</b>	<b>688,646</b>	<b>2,968</b>	<b>570,071</b>	<b>4,379</b>	<b>100.000</b>	<b>1,258,717</b>	<b>100.000</b>
<b>Subject To Statutory Requirements</b>								
Walsh Healy Act - Mfg	262	191,281	467	236,154	729	16.648	427,435	33.958
Walsh Healy Act - Dealer	226	18,506	512	44,159	738	16.853	62,665	4.978
Service Contract Act	208	31,870	319	39,586	527	12.035	71,456	5.677
Davis Bacon Act	193	15,971	809	104,147	1,002	22.882	120,118	9.543
Not subject to Above 3 Acts	522	431,018	861	146,025	1,383	31.583	577,043	45.844
<b>Kind of Contract Action</b>								
Initial Letter Contract	0	0	0	0	0	0.000	0	0.000
Def. Cont. Superseding Letter Contract	0	0	0	0	0	0.000	0	0.000
New Definitive Contract	94	28,980	871	305,266	965	22.037	334,246	26.554
Order Under Agency's Contract	120	3,552	174	11,763	294	6.714	15,315	1.217
Modification	1,130	647,855	1,825	239,713	2,955	67.481	887,568	70.514
GSA Schedule	63	7,700	94	12,121	157	3.585	19,821	1.575
Order Under Other Agency's Contract	3	557	4	1,208	7	0.160	1,765	0.140
Termination for Default	1	2	0	0	1	0.023	2	0.000
Termination for Convenience	0	0	0	0	0	0.000	0	0.000
<b>Labor Surplus Area (LSA)</b>								
Total Set-Aside	13	132	42	19,763	55	1.256	19,895	1.581
Partial Set-Aside (DOD contracts)	0	0	5	63	5	0.114	63	0.005
Tie Bid Preference	0	0	1	48	1	0.023	48	0.004
Total LSA/Small Bus. Set-Aside	15	449	207	14,956	222	5.070	15,405	1.224
Comb. Sm. Bus. Partial LSA (DOD contracts)	0	0	0	0	0	0.000	0	0.000
Subtotal:	28	581	255	34,830	283	6.463	35,411	2.813
<b>LSA No Preference Given</b>	<b>1,383</b>	<b>688,065</b>	<b>2,713</b>	<b>535,241</b>	<b>4,096</b>	<b>93.537</b>	<b>1,223,306</b>	<b>97.187</b>
<b>Product or Service</b>								
Supplies & Equipment	209	197,091	379	263,462	588	13.428	480,553	36.589
Research & Development	224	12,396	301	30,861	525	11.989	43,257	3.437
Construction	204	17,292	854	115,307	1,058	24.161	132,599	10.534
Architect Engineering	108	2,137	112	11,124	220	5.024	13,261	1.054
Automatic Data Processing Services	92	188,238	74	10,599	166	3.791	198,837	15.797
ADP Equipment, Purchase & Lease	158	51,438	98	11,397	256	5.846	62,835	4.992
Real Property, Purchase & Lease	15	3,964	3	79	18	0.411	4,043	0.321
Other Services	401	216,090	1,147	127,242	1,548	35.351	343,332	27.276

FEDERAL PROCUREMENT DATA SYSTEM  
DEPARTMENT OF TRANSPORTATION SNAPSHOT REPORT  
Actions Reported Individually on SF279  
Fiscal Year 1987 Through Fourth Quarter

	PRE-CICA		POST-CICA		PRE- & POST-CICA			
	Actions	Dollars (000)	Actions	Dollars (000)	Actions	Percentage of Actions	Dollars (000)	Percentage of Dollars (000)
<b>Methods of Contracting (Pre-CICA)</b>								
2-step Formal Advertising .....	38	17,665	0	0	38	0.868	17,665	1.403
Other Formal Advertising .....	109	31,201	0	0	109	2.489	31,201	2.479
Negotiated Competitive .....	801	526,341	0	0	801	18.292	526,341	41.816
Negotiated Non-Competitive .....	223	68,665	0	0	223	5.092	68,665	5.455
Directed for Foreign Governments .....	0	0	0	0	0	0.000	0	0.000
Tariff or Regulated .....	6	5,903	0	0	6	0.137	5,903	0.469
8(a) Awards .....	234	38,871	0	0	234	5.344	38,871	3.088
Brand Name For Resale .....	0	0	0	0	0	0.000	0	0.000
<b>Small Business Awards</b>								
Small Business No Preference .....	372	30,371	804	92,896	1,176	26.855	123,267	9.793
Total Set-Asides .....	210	10,750	822	61,781	1,032	23.567	72,531	5.762
Partial Set-Asides .....	0	0	0	0	0	0.000	0	0.000
8(a) Awards .....	234	38,871	514	118,969	748	17.082	157,840	12.540
Subtotal:	816	79,992	2,140	273,648	2,956	67.504	353,638	28.095
<b>Type of Contract</b>								
Fixed Price .....	1,060	278,448	2,445	436,763	3,505	80.041	715,211	56.821
Cost Reimbursement .....	328	408,587	446	122,048	774	17.675	530,635	42.157
Time & Material .....	19	890	45	6,704	64	1.462	7,594	0.603
Labor Hour .....	4	721	32	4,556	36	0.822	5,277	0.419
<b>Type of Contractor</b>								
Business Concerns .....	1,286	636,399	2,875	555,791	4,161	95.022	1,192,190	94.715
Educational & Non-Profit .....	35	38,640	68	12,329	103	2.352	50,969	4.049
State/Local Government .....	73	12,942	23	1,671	96	2.192	14,613	1.161
Non-defined .....	17	665	2	280	19	0.434	945	0.075
<b>Full and Open Competition (Post-CICA)</b>								
Normal Full & Open Competition .....	0	0	1,007	201,288	1,007	22.996	201,288	15.992
Architect Engineering .....	0	0	82	13,262	82	1.873	13,262	1.054
Basic Research .....	0	0	0	0	0	0.000	0	0.000
Multiple Award .....	0	0	129	14,302	129	2.946	14,302	1.136
Alternate Source .....	0	0	0	0	0	0.000	0	0.000
Small Business Set-Aside .....	0	0	672	53,616	672	15.346	53,616	4.260
LSA Set-Aside .....	0	0	39	19,608	39	0.891	19,608	1.558
LSA/Small Business Set-Aside .....	0	0	150	8,165	150	3.425	8,165	0.649
<b>Authority for Other Than Full and Open Competition (Post-CICA)</b>								
<b>Competitive</b>								
Only One Source .....	0	0	4	305	4	0.091	305	0.024
Follow-on Contracts .....	0	0	60	6,921	60	1.370	6,921	0.550
Other .....	0	0	7	2,675	7	0.160	2,675	0.213
Unusual & Compelling Urgency .....	0	0	42	1,285	42	0.959	1,285	0.102
Mobilization/Essential R&D .....	0	0	0	0	0	0.000	0	0.000
International Agreement .....	0	0	0	0	0	0.000	0	0.000
National Security .....	0	0	1	49	1	0.023	49	0.004
Public Interest .....	0	0	0	0	0	0.000	0	0.000
<b>Non-Competitive</b>								
Only One Source .....	0	0	45	15,868	45	1.028	15,868	1.261
Follow-on Contracts .....	0	0	20	2,946	20	0.457	2,946	0.234
Other .....	0	0	77	7,892	77	1.758	7,892	0.627
Unusual & Compelling Urgency .....	0	0	93	10,563	93	2.124	10,563	0.839
Mobilization/Essential R&D .....	0	0	2	2,250	2	0.046	2,250	0.179
International Agreement .....	0	0	0	0	0	0.000	0	0.000
National Security .....	0	0	0	0	0	0.000	0	0.000
Public Interest .....	0	0	0	0	0	0.000	0	0.000
<b>Not Available for Competition</b> .....	240	44,774	538	209,076	778	17.767	253,850	20.167
<b>Synopsis of Procurement Prior to Award</b>								
Synopsized Prior to Award .....	989	168,866	1,995	312,091	2,984	68.143	480,957	38.210
Not Synopsized due to Emergency .....	3	87	157	12,412	160	3.654	12,499	0.993
Not Synopsized for Other Reasons .....	419	519,693	816	245,568	1,235	28.203	765,261	60.797
<b>Women Owned Business</b> .....	27	1,738	161	14,474	188	4.293	16,212	1.288
<b>Full and Open with Only One Bidder/Offeror</b> .....	0	0	174	15,616	174	3.974	15,616	1.241

FEDERAL PROCUREMENT DATA SYSTEM  
DEPARTMENT OF TREASURY SNAPSHOT REPORT

Actions Reported in Summary on SF281  
Fiscal Year 1987 Through Fourth Quarter

Part I - Total Prime Acquisition Actions

Acquisition Method	Number of Actions	Net Dollar Amount (000)				
		Total	Small Business Concerns	Large Business Concerns	Educational & Non-Profit Institutions	Outside U.S./ Outlying Areas
1. Total (2+7+8)	161,247	221,089	127,217	92,635	1,118	1
2. Subtotal (3+4+5+6)	161,216	220,971	127,217	92,635	1,118	0
3. Formally Advertised (Including 2 Step)	233	1,832	734	1,098	0	0
4. Negotiated Competitive	27,154	57,993	45,478	12,309	206	0
5. Negotiated Non-Competitive	95,694	77,091	50,251	26,099	740	1
6. Procurement Under Another Agency's Contracts	38,135	84,055	30,754	53,129	172	0
6A. GSA Schedules	35,194	76,874	28,189	48,648	37	0
6B. Another Agency's Contracts	2,941	7,181	2,565	4,481	135	0
7. Directed Contracts For Foreign Governments	0	0	0	0	0	0
8. Tariff Or Regulated Acquisitions	31	118	0	0	0	0

Part II - Statistics on Selected Types of Acquisition

Type of Acquisition	Number of Actions	Net Dollar Amount (000)
9. Small Business Total Set-Asides	74,539	75,500
10. Small Business Partial Set-Asides	29	73
11. Total Labor Surplus Area Set-Asides	15,276	13,402
12. Total Labor Surplus Area/Small Business Set-Asides	10,641	10,807
13. Acquisitions From Minority and Disadvantaged Business Enterprises (13A + 13B)	5,990	7,230
13A. Directed to Large Or Small Minority Business Enterprises	5,814	6,270
13B. Small Business - Disadvantaged 8(A)	176	960
14. Women-Owned Business	6,249	6,562

DEPARTMENT OF TREASURY SNAPSHOT REPORT

Actions Reported Individually on SF279  
Fiscal Year 1987 Through Fourth Quarter

	PRE-CICA		POST-CICA		PRE- & POST-CICA			
	Actions	Dollars (000)	Actions	Dollars (000)	Actions	Percents of Actions	Dollars (000)	Percentage of Dollars (000)
Total	861	131,502	1,420	427,900	2,281	100.000	559,402	100.000
<b>Subject To Statutory Requirements</b>								
Walsh Healy Act - Mfg	528	33,490	584	138,570	1,112	48.751	172,060	30.758
Walsh Healy Act - Dealer	37	8,407	119	177,472	156	6.839	185,879	33.228
Service Contract Act	123	27,976	303	38,614	426	18.676	66,590	11.904
Davis Bacon Act	1	2,489	41	13,560	42	1.841	16,049	2.869
Not subject to Above 3 Acts	172	59,140	373	59,684	545	23.893	118,824	21.241
<b>Kind of Contract Action</b>								
Initial Letter Contract	0	0	9	11,615	9	0.395	11,615	2.076
Def. Cont. Superseding Letter Contract	0	0	3	20,685	3	0.132	20,685	3.698
New Definitive Contract	1	2,489	253	64,549	254	11.135	67,038	11.984
Order Under Agency's Contract	689	105,228	466	236,814	1,155	50.636	342,042	61.144
Modification	51	17,495	171	60,389	222	9.733	77,884	13.923
GSA Schedule	116	6,110	516	32,372	632	27.707	38,482	6.879
Order Under Other Agency's Contract	4	180	1	90	5	0.219	270	0.048
Termination for Default	0	0	1	1,386	1	0.044	1,386	0.248
Termination for Convenience	0	0	0	0	0	0.000	0	0.000
<b>Labor Surplus Area (LSA)</b>								
Total Set-Aside	2	2,934	10	3,553	12	0.526	6,487	1.160
Partial Set-Aside (DOD contracts)	0	0	0	0	0	0.000	0	0.000
Tie Bid Preference	0	0	0	0	0	0.000	0	0.000
Total LSA/Small Bus. Set-Aside	0	0	18	4,589	18	0.789	4,589	0.820
Comb. Sm. Bus. Partial LSA (DOD contracts)	0	0	0	0	0	0.000	0	0.000
Subtotal:	2	2,934	28	8,142	30	1.315	11,076	1.980
<b>LSA No Preference Given</b>	859	128,568	1,392	419,758	2,251	98.685	548,326	98.020
<b>Product or Service</b>								
Supplies & Equipment	177	12,313	359	285,205	536	23.498	297,518	53.185
Research & Development	0	0	4	4,616	4	0.175	4,616	0.825
Construction	1	2,489	47	13,894	48	2.104	16,383	2.929
Architect Engineering	0	0	26	3,081	26	1.140	3,081	0.551
Automatic Data Processing Services	141	31,499	240	27,875	381	16.703	59,374	10.614
ADP Equipment, Purchase & Lease	454	66,651	350	35,002	804	35.248	101,653	18.172
Real Property, Purchase & Lease	0	0	7	534	7	0.307	534	0.095
Other Services	88	18,550	387	57,693	475	20.824	76,243	13.629

FEDERAL PROCUREMENT DATA SYSTEM  
DEPARTMENT OF TREASURY SNAPSHOT REPORT  
Actions Reported Individually on SF279  
Fiscal Year 1987 Through Fourth Quarter

	PRE-CICA		POST-CICA		PRE- & POST-CICA			
	Actions	Dollars (000)	Actions	Dollars (000)	Actions	Percentage of Actions	Dollars (000)	Percentage of Dollars (000)
<b>Methods of Contracting (Pre-CICA)</b>								
2-step Formal Advertising .....	0	0	0	0	0	0.000	0	0.000
Other Formal Advertising .....	86	4,139	0	0	86	3.770	4,139	0.740
Negotiated Competitive .....	689	107,366	0	0	689	30.206	107,366	19.193
Negotiated Non-Competitive .....	23	6,688	0	0	23	1.008	6,688	1.196
Directed for Foreign Governments .....	0	0	0	0	0	0.000	0	0.000
Tariff or Regulated .....	0	0	0	0	0	0.000	0	0.000
8(a) Awards .....	63	13,309	0	0	63	2.762	13,309	2.379
Brand Name For Resale .....	0	0	0	0	0	0.000	0	0.000
<b>Small Business Awards</b>								
Small Business No Preference .....	157	31,262	331	37,119	488	21.394	68,381	12.224
Total Set-Asides .....	17	2,010	115	20,260	132	5.787	22,270	3.981
Partial Set-Asides .....	0	0	0	0	0	0.000	0	0.000
8(a) Awards .....	63	13,309	244	27,078	307	13.459	40,387	7.220
Subtotal:	237	46,581	690	84,457	927	40.640	131,038	23.425
<b>Type of Contract</b>								
Fixed Price .....	854	130,217	1,324	389,983	2,178	95.484	520,200	92.992
Cost Reimbursement .....	7	1,285	32	27,019	39	1.710	28,304	5.060
Time & Material .....	0	0	3	413	3	0.132	413	0.074
Labor Hour .....	0	0	61	10,485	61	2.674	10,485	1.874
<b>Type of Contractor</b>								
Business Concerns .....	860	131,173	1,403	425,350	2,263	99.211	556,523	99.485
Educational & Non-Profit .....	1	329	11	1,889	12	0.528	2,218	0.396
State/Local Government .....	0	0	2	371	2	0.088	371	0.066
Non-defined .....	0	0	4	290	4	0.175	290	0.052
<b>Full and Open Competition (Post-CICA)</b>								
Normal Full & Open Competition .....	0	0	399	315,302	399	17.492	315,302	56.364
Architect Engineering .....	0	0	18	1,074	18	0.789	1,074	0.192
Basic Research .....	0	0	0	0	0	0.000	0	0.000
Multiple Award .....	0	0	478	30,317	478	20.956	30,317	5.420
Alternate Source .....	0	0	0	0	0	0.000	0	0.000
Small Business Set-Aside .....	0	0	101	15,733	101	4.428	15,733	2.812
LSA Set-Aside .....	0	0	8	3,076	8	0.351	3,076	0.550
LSA/Small Business Set-Aside .....	0	0	14	4,527	14	0.614	4,527	0.809
<b>Authority for Other Than Full and Open Competition (Post-CICA)</b>								
Competitive								
Only One Source .....	0	0	5	804	5	0.219	804	0.144
Follow-on Contracts .....	0	0	0	0	0	0.000	0	0.000
Other .....	0	0	4	620	4	0.175	620	0.111
Unusual & Compelling Urgency .....	0	0	17	7,310	17	0.745	7,310	1.307
Mobilization/Essential R&D .....	0	0	0	0	0	0.000	0	0.000
International Agreement .....	0	0	0	0	0	0.000	0	0.000
National Security .....	0	0	8	5,081	8	0.351	5,081	0.908
Public Interest .....	0	0	0	0	0	0.000	0	0.000
Non-Competitive								
Only One Source .....	0	0	47	4,752	47	2.060	4,752	0.849
Follow-on Contracts .....	0	0	4	68	4	0.175	68	0.012
Other .....	0	0	22	2,538	22	0.964	2,538	0.454
Unusual & Compelling Urgency .....	0	0	27	4,990	27	1.184	4,990	0.892
Mobilization/Essential R&D .....	0	0	0	0	0	0.000	0	0.000
International Agreement .....	0	0	0	0	0	0.000	0	0.000
National Security .....	0	0	3	185	3	0.132	185	0.033
Public Interest .....	0	0	0	0	0	0.000	0	0.000
Not Available for Competition .....	63	13,309	265	31,523	328	14.380	44,832	8.014
<b>Synopsis of Procurement Prior to Award</b>								
Synopsized Prior to Award .....	631	99,549	807	365,532	1,438	63.043	465,081	83.139
Not Synopsized due to Emergency .....	60	9,611	62	16,432	122	5.349	26,043	4.656
Not Synopsized for Other Reasons .....	170	22,342	551	45,936	721	31.609	68,278	12.206
Women Owned Business .....	28	9,404	102	5,312	130	5.699	14,716	2.631
Full and Open with Only One Bidder/Offeror .....	0	0	78	71,174	78	3.420	71,174	12.723

**FEDERAL PROCUREMENT DATA SYSTEM  
ACTION SNAPSHOT REPORT**

**Actions Reported in Summary on SF281**

**Fiscal Year 1987 Through Fourth Quarter**

**Part I - Total Prime Acquisition Actions**

Acquisition Method	Number of Actions	Net Dollar Amount (000)				
		Total	Small Business Concerns	Large Business Concerns	Educational & Non-Profit Institutions	Outside U.S./Outlying Areas
1. Total (2+7+8) .....	1,406	898				
2. Subtotal (3+4+5+6) .....	1,406	898	365	483	50	0
3. Formally Advertised (Including 2 Step) .....	0	0	0	0	0	0
4. Negotiated Competitive .....	247	258	107	137	14	0
5. Negotiated Non-Competitive .....	837	335	194	105	36	0
6. Procurement Under Another Agency's Contracts .....	322	305	64	241	0	0
6A. GSA Schedules .....	319	304	64	240	0	0
6B. Another Agency's Contracts .....	3	1	0	1	0	0
7. Directed Contracts For Foreign Governments .....	0	0				
8. Tariff Or Regulated Acquisitions .....	0	0				

**Part II - Statistics on Selected Types of Acquisition**

Type of Acquisition	Number of Actions	Net Dollar Amount (000)
9. Small Business Total Set-Asides .....	0	0
10. Small Business Partial Set-Asides .....	0	0
11. Total Labor Surplus Area Set-Asides .....	0	0
12. Total Labor Surplus Area/Small Business Set-Asides .....	38	20
13. Acquisitions From Minority and Disadvantaged Business Enterprises (13A + 13B) .....	37	12
13A. Directed to Large Or Small Minority Business Enterprises .....	1	8
13B. Small Business - Disadvantaged 8(A) .....	36	24
14. Women-Owned Business .....		

**ACTION SNAPSHOT REPORT**

**Actions Reported Individually on SF279**

**Fiscal Year 1987 Through Fourth Quarter**

	PRE-CICA		POST-CICA		PRE- & POST-CICA			
	Actions	Dollars (000)	Actions	Dollars (000)	Actions	Percents of Actions	Dollars (000)	Percentage of Dollars (000)
Total .....	6	211	35	3,455	41	100.000	3,666	100.000
<b>Subject To Statutory Requirements</b>								
Walsh Healy Act - Mfg .....	0	0	10	240	10	24.390	240	6.547
Walsh Healy Act - Dealer .....	0	0	0	0	0	0.000	0	0.000
Service Contract Act .....	6	211	1	20	7	17.073	231	6.301
Davis Bacon Act .....	0	0	0	0	0	0.000	0	0.000
Not subject to Above 3 Acts .....	0	0	24	3,195	24	58.537	3,195	87.152
<b>Kind of Contract Action</b>								
Initial Letter Contract .....	0	0	0	0	0	0.000	0	0.000
Def. Cont. Superseding Letter Contract .....	0	0	0	0	0	0.000	0	0.000
New Definitive Contract .....	0	0	13	2,614	13	31.707	2,614	71.304
Order Under Agency's Contract .....	0	0	0	0	0	0.000	0	0.000
Modification .....	2	188	13	654	15	36.585	842	22.968
GSA Schedule .....	4	23	9	187	13	31.707	210	5.728
Order Under Other Agency's Contract .....	0	0	0	0	0	0.000	0	0.000
Termination for Default .....	0	0	0	0	0	0.000	0	0.000
Termination for Convenience .....	0	0	0	0	0	0.000	0	0.000
<b>Labor Surplus Area (LSA)</b>								
Total Set-Aside .....	0	0	0	0	0	0.000	0	0.000
Partial Set-Aside (DOD contracts) .....	0	0	0	0	0	0.000	0	0.000
Tie Bid Preference .....	0	0	0	0	0	0.000	0	0.000
Total LSA/Small Bus. Set-Aside .....	0	0	0	0	0	0.000	0	0.000
Comb. Sm. Bus. Partial LSA (DOD contracts) .....	0	0	0	0	0	0.000	0	0.000
Subtotal: .....	0	0	0	0	0	0.000	0	0.000
<b>LSA No Preference Given</b> .....	6	211	35	3,455	41	100.000	3,666	100.000
<b>Product or Service</b>								
Supplies & Equipment .....	0	0	0	0	0	0.000	0	0.000
Research & Development .....	0	0	0	0	0	0.000	0	0.000
Construction .....	0	0	0	0	0	0.000	0	0.000
Architect Engineering .....	0	0	0	0	0	0.000	0	0.000
Automatic Data Processing Services .....	2	130	0	0	2	4.878	130	3.546
ADP Equipment, Purchase & Lease .....	0	0	8	175	8	19.512	175	4.774
Real Property, Purchase & Lease .....	0	0	0	0	0	0.000	0	0.000
Other Services .....	4	81	27	3,280	31	75.610	3,361	91.680

**FEDERAL PROCUREMENT DATA SYSTEM  
ACTION SNAPSHOT REPORT  
Actions Reported Individually on SF279  
Fiscal Year 1987 Through Fourth Quarter**

	PRE-CICA		POST-CICA		PRE- & POST-CICA			
	Actions	Dollars (000)	Actions	Dollars (000)	Actions	Percentage of Actions	Dollars (000)	Percentage of Dollars (000)
<b>Methods of Contracting (Pre-CICA)</b>								
2-step Formal Advertising .....	0	0	0	0	0	0.000	0	0.000
Other Formal Advertising .....	0	0	0	0	0	0.000	0	0.000
Negotiated Competitive .....	6	211	0	0	6	14.634	211	5.756
Negotiated Non-Competitive .....	0	0	0	0	0	0.000	0	0.000
Directed for Foreign Governments .....	0	0	0	0	0	0.000	0	0.000
Tariff or Regulated .....	0	0	0	0	0	0.000	0	0.000
8(a) Awards .....	0	0	0	0	0	0.000	0	0.000
Brand Name For Resale .....	0	0	0	0	0	0.000	0	0.000
<b>Small Business Awards</b>								
Small Business No Preference .....	1	38	5	295	6	14.634	333	9.083
Total Set-Asides .....	0	0	1	20	1	2.439	20	0.546
Partial Set-Asides .....	0	0	0	0	0	0.000	0	0.000
8(a) Awards .....	0	0	11	389	11	26.829	389	10.611
Subtotal:	1	38	17	704	18	43.902	742	20.240
<b>Type of Contract</b>								
Fixed Price .....	6	211	27	2,373	33	80.488	2,584	70.486
Cost Reimbursement .....	0	0	6	1,022	6	14.634	1,022	27.878
Time & Material .....	0	0	0	0	0	0.000	0	0.000
Labor Hour .....	0	0	2	60	2	4.878	60	1.637
<b>Type of Contractor</b>								
Business Concerns .....	6	211	31	2,686	37	90.244	2,897	79.023
Educational & Non-Profit .....	0	0	4	769	4	9.756	769	20.977
State/Local Government .....	0	0	0	0	0	0.000	0	0.000
Non-defined .....	0	0	0	0	0	0.000	0	0.000
<b>Full and Open Competition (Post-CICA)</b>								
Normal Full & Open Competition .....	0	0	11	2,249	11	26.829	2,249	61.348
Architect Engineering .....	0	0	0	0	0	0.000	0	0.000
Basic Research .....	0	0	0	0	0	0.000	0	0.000
Multiple Award .....	0	0	9	177	9	21.951	177	4.828
Alternate Source .....	0	0	0	0	0	0.000	0	0.000
Small Business Set-Aside .....	0	0	1	20	1	2.439	20	0.546
LSA Set-Aside .....	0	0	0	0	0	0.000	0	0.000
LSA/Small Business Set-Aside .....	0	0	0	0	0	0.000	0	0.000
<b>Authority for Other Than Full and Open Competition (Post-CICA)</b>								
<b>Competitive</b>								
Only One Source .....	0	0	0	0	0	0.000	0	0.000
Follow-on Contracts .....	0	0	0	0	0	0.000	0	0.000
Other .....	0	0	0	0	0	0.000	0	0.000
Unusual & Compelling Urgency .....	0	0	0	0	0	0.000	0	0.000
Mobilization/Essential R&D .....	0	0	0	0	0	0.000	0	0.000
International Agreement .....	0	0	0	0	0	0.000	0	0.000
National Security .....	0	0	0	0	0	0.000	0	0.000
Public Interest .....	0	0	0	0	0	0.000	0	0.000
<b>Non-Competitive</b>								
Only One Source .....	0	0	1	63	1	2.439	63	1.718
Follow-on Contracts .....	0	0	0	0	0	0.000	0	0.000
Other .....	0	0	0	0	0	0.000	0	0.000
Unusual & Compelling Urgency .....	0	0	0	0	0	0.000	0	0.000
Mobilization/Essential R&D .....	0	0	0	0	0	0.000	0	0.000
International Agreement .....	0	0	0	0	0	0.000	0	0.000
National Security .....	0	0	0	0	0	0.000	0	0.000
Public Interest .....	0	0	1	545	1	2.439	545	14.866
Not Available for Competition .....	0	0	11	389	11	26.829	389	10.611
<b>Synopsis of Procurement Prior to Award</b>								
Synopsized Prior to Award .....	1	38	9	2,219	10	24.390	2,257	61.566
Not Synopsized due to Emergency .....	0	0	0	0	0	0.000	0	0.000
Not Synopsized for Other Reasons .....	5	173	26	1,236	31	75.610	1,409	38.434
Women Owned Business .....	0	0	1	10	1	2.439	10	0.273
Full and Open with Only One Bidder/Offeror .....	0	0	4	1,742	4	9.756	1,742	47.518

FEDERAL PROCUREMENT DATA SYSTEM

ADMINISTRATIVE CONFERENCE OF THE U.S. SNAPSHOT REPORT

Actions Reported in Summary on SF281

Fiscal Year 1987 Through Fourth Quarter

Part I - Total Prime Acquisition Actions

Acquisition Method	Number of Actions	Net Dollar Amount (000)				
		Total	Small Business Concerns	Large Business Concerns	Educational & Non-Profit Institutions	Outside U.S./Outlying Areas
1. Total (2+7+8)	774	458				
2. Subtotal (3+4+5+6)	733	448	370	78	0	0
3. Formally Advertised (Including 2 Step)	0	0	0	0	0	0
4. Negotiated Competitive	0	0	0	0	0	0
5. Negotiated Non-Competitive	672	381	367	14	0	0
6. Procurement Under Another Agency's Contracts	61	67	3	64	0	0
6A. GSA Schedules	61	67	3	64	0	0
6B. Another Agency's Contracts	0	0	0	0	0	0
7. Directed Contracts For Foreign Governments	0	0				
8. Tariff Or Regulated Acquisitions	41	10				

Part II - Statistics on Selected Types of Acquisition

Type of Acquisition	Number of Actions	Net Dollar Amount (000)
9. Small Business Total Set-Asides	605	371
10. Small Business Partial Set-Asides	0	0
11. Total Labor Surplus Area Set-Asides	0	0
12. Total Labor Surplus Area/Small Business Set-Asides	0	0
13. Acquisitions From Minority and Disadvantaged Business Enterprises (13A + 13B)	28	54
13A. Directed to Large Or Small Minority Business Enterprises	0	0
13B. Small Business - Disadvantaged 8(A)	28	54
14. Women-Owned Business	50	43

ADMINISTRATIVE CONFERENCE OF THE U.S. SNAPSHOT REPORT

Actions Reported Individually on SF279

Fiscal Year 1987 Through Fourth Quarter

	PRE-CICA		POST-CICA		PRE- & POST-CICA			
	Actions	Dollars (000)	Actions	Dollars (000)	Actions	Percents of Actions	Dollars (000)	Percentage of Dollars (000)
Total	1	28	3	51	4	100.000	79	100.000
<b>Subject To Statutory Requirements</b>								
Walsh Healy Act - Mig	0	0	0	0	0	0.000	0	0.000
Walsh Healy Act - Dealer	0	0	0	0	0	0.000	0	0.000
Service Contract Act	0	0	0	0	0	0.000	0	0.000
Davis Bacon Act	0	0	0	0	0	0.000	0	0.000
Not subject to Above 3 Acts	1	28	3	51	4	100.000	79	100.000
<b>Kind of Contract Action</b>								
Initial Letter Contract	0	0	0	0	0	0.000	0	0.000
Def. Cont. Superseding Letter Contract	0	0	0	0	0	0.000	0	0.000
New Definitive Contract	0	0	3	51	3	75.000	51	64.557
Order Under Agency's Contract	0	0	0	0	0	0.000	0	0.000
Modification	0	0	0	0	0	0.000	0	0.000
GSA Schedule	1	28	0	0	1	25.000	28	35.443
Order Under Other Agency's Contract	0	0	0	0	0	0.000	0	0.000
Termination for Default	0	0	0	0	0	0.000	0	0.000
Termination for Convenience	0	0	0	0	0	0.000	0	0.000
<b>Labor Surplus Area (LSA)</b>								
Total Set-Aside	0	0	0	0	0	0.000	0	0.000
Partial Set-Aside (DOD contracts)	0	0	0	0	0	0.000	0	0.000
Tie Bid Preference	0	0	0	0	0	0.000	0	0.000
Total LSA/Small Bus. Set-Aside	0	0	0	0	0	0.000	0	0.000
Comb. Sm. Bus. Partial LSA (DOD contracts)	0	0	0	0	0	0.000	0	0.000
Subtotal:	0	0	0	0	0	0.000	0	0.000
LSA No Preference Given	1	28	3	51	4	100.000	79	100.000
<b>Product or Service</b>								
Supplies & Equipment	1	28	0	0	1	25.000	28	35.443
Research & Development	0	0	0	0	0	0.000	0	0.000
Construction	0	0	0	0	0	0.000	0	0.000
Architect Engineering	0	0	0	0	0	0.000	0	0.000
Automatic Data Processing Services	0	0	0	0	0	0.000	0	0.000
ADP Equipment, Purchase & Lease	0	0	0	0	0	0.000	0	0.000
Real Property, Purchase & Lease	0	0	0	0	0	0.000	0	0.000
Other Services	0	0	3	51	3	75.000	51	64.557



FEDERAL PROCUREMENT DATA SYSTEM  
**ADMINISTRATIVE CONFERENCE OF THE U.S. SNAPSHOT REPORT**  
 Actions Reported Individually on SF279  
 Fiscal Year 1987 Through Fourth Quarter

	PRE-CICA		POST-CICA		PRE- & POST-CICA			
	Actions	Dollars (000)	Actions	Dollars (000)	Actions	Percentage of Actions	Dollars (000)	Percentage of Dollars (000)
<b>Methods of Contracting (Pre-CICA)</b>								
2-step Formal Advertising .....	0	0	0	0	0	0.000	0	0.000
Other Formal Advertising .....	0	0	0	0	0	0.000	0	0.000
Negotiated Competitive .....	1	28	0	0	1	25.000	28	35.443
Negotiated Non-Competitive .....	0	0	0	0	0	0.000	0	0.000
Directed for Foreign Governments .....	0	0	0	0	0	0.000	0	0.000
Tariff or Regulated .....	0	0	0	0	0	0.000	0	0.000
8(a) Awards .....	0	0	0	0	0	0.000	0	0.000
Brand Name For Resale .....	0	0	0	0	0	0.000	0	0.000
<b>Small Business Awards</b>								
Small Business No Preference .....	0	0	3	51	3	75.000	51	64.557
Total Set-Asides .....	0	0	0	0	0	0.000	0	0.000
Partial Set-Asides .....	0	0	0	0	0	0.000	0	0.000
8(a) Awards .....	0	0	0	0	0	0.000	0	0.000
Subtotal:	0	0	3	51	3	75.000	51	64.557
<b>Type of Contract</b>								
Fixed Price .....	1	28	0	0	1	25.000	28	35.443
Cost Reimbursement .....	0	0	3	51	3	75.000	51	64.557
Time & Material .....	0	0	0	0	0	0.000	0	0.000
Labor Hour .....	0	0	0	0	0	0.000	0	0.000
<b>Type of Contractor</b>								
Business Concerns .....	1	28	3	51	4	100.000	79	100.000
Educational & Non-Profit .....	0	0	0	0	0	0.000	0	0.000
State/Local Government .....	0	0	0	0	0	0.000	0	0.000
Non-defined .....	0	0	0	0	0	0.000	0	0.000
<b>Full and Open Competition (Post-CICA)</b>								
Normal Full & Open Competition .....	0	0	0	0	0	0.000	0	0.000
Architect Engineering .....	0	0	0	0	0	0.000	0	0.000
Basic Research .....	0	0	0	0	0	0.000	0	0.000
Multiple Award .....	0	0	0	0	0	0.000	0	0.000
Alternate Source .....	0	0	0	0	0	0.000	0	0.000
Small Business Set-Aside .....	0	0	0	0	0	0.000	0	0.000
LSA Set-Aside .....	0	0	0	0	0	0.000	0	0.000
LSA/Small Business Set-Aside .....	0	0	0	0	0	0.000	0	0.000
<b>Authority for Other Than Full and Open Competition (Post-CICA)</b>								
<b>Competitive</b>								
Only One Source .....	0	0	0	0	0	0.000	0	0.000
Follow-on Contracts .....	0	0	0	0	0	0.000	0	0.000
Other .....	0	0	0	0	0	0.000	0	0.000
Unusual & Compelling Urgency .....	0	0	0	0	0	0.000	0	0.000
Mobilization/Essential R&D .....	0	0	0	0	0	0.000	0	0.000
International Agreement .....	0	0	0	0	0	0.000	0	0.000
National Security .....	0	0	0	0	0	0.000	0	0.000
Public Interest .....	0	0	0	0	0	0.000	0	0.000
<b>Non-Competitive</b>								
Only One Source .....	0	0	3	51	3	75.000	51	64.557
Follow-on Contracts .....	0	0	0	0	0	0.000	0	0.000
Other .....	0	0	0	0	0	0.000	0	0.000
Unusual & Compelling Urgency .....	0	0	0	0	0	0.000	0	0.000
Mobilization/Essential R&D .....	0	0	0	0	0	0.000	0	0.000
International Agreement .....	0	0	0	0	0	0.000	0	0.000
National Security .....	0	0	0	0	0	0.000	0	0.000
Public Interest .....	0	0	0	0	0	0.000	0	0.000
Not Available for Competition .....	0	0	0	0	0	0.000	0	0.000
<b>Synopsis of Procurement Prior to Award</b>								
Synopsized Prior to Award .....	0	0	3	51	3	75.000	51	64.557
Not Synopsized due to Emergency .....	0	0	0	0	0	0.000	0	0.000
Not Synopsized for Other Reasons .....	1	28	0	0	1	25.000	28	35.443
Women Owned Business .....	0	0	0	0	0	0.000	0	0.000
Full and Open with Only One Bidder/Offeror .....	0	0	0	0	0	0.000	0	0.000

FEDERAL PROCUREMENT DATA SYSTEM  
**AGENCY FOR INTERNATIONAL DEVELOPMENT SNAPSHOT REPORT**

Actions Reported in Summary on SF281

Fiscal Year 1987 Through Fourth Quarter

**Part I - Total Prime Acquisition Actions**

Acquisition Method	Number of Actions	Net Dollar Amount (000)				
		Total	Small Business Concerns	Large Business Concerns	Educational & Non-Profit Institutions	Outside U.S./Outlying Areas
1. Total (2+7+8) .....	3,902	48,867				
2. Subtotal (3+4+5+6) .....	3,902	48,867	7,320	40,202	462	883
3. Formally Advertised (Including 2 Step) .....	144	707	154	196	185	172
4. Negotiated Competitive .....	1,297	18,163	1,592	15,809	51	711
5. Negotiated Non-Competitive .....	1,458	2,728	1,684	964	80	0
6. Procurement Under Another Agency's Contracts .....	1,003	27,269	3,890	23,233	146	0
6A. GSA Schedules .....	552	14,937	3,379	11,558	0	0
6B. Another Agency's Contracts .....	451	12,332	511	11,675	146	0
7. Directed Contracts For Foreign Governments .....	0	0				
8. Tariff Or Regulated Acquisitions .....	0	0				

**Part II - Statistics on Selected Types of Acquisition**

Type of Acquisition	Number of Actions	Net Dollar Amount (000)
9. Small Business Total Set-Asides .....	208	1,514
10. Small Business Partial Set-Asides .....	5	17
11. Total Labor Surplus Area Set-Asides .....	3	1
12. Total Labor Surplus Area/Small Business Set-Asides .....	46	230
13. Acquisitions From Minority and Disadvantaged Business Enterprises (13A + 13B) .....	304	7,804
13A. Directed to Large Or Small Minority Business Enterprises .....	244	7,421
13B. Small Business - Disadvantaged 8(A) .....	60	383
14. Women-Owned Business .....	276	1,482

**AGENCY FOR INTERNATIONAL DEVELOPMENT SNAPSHOT REPORT**

Actions Reported Individually on SF279

Fiscal Year 1987 Through Fourth Quarter

	PRE-CICA		POST-CICA		PRE- & POST-CICA			
	Actions	Dollars (000)	Actions	Dollars (000)	Actions	Percents of Actions	Dollars (000)	Percentage of Dollars (000)
<b>Total</b> .....	<b>317</b>	<b>126,938</b>	<b>590</b>	<b>217,072</b>	<b>907</b>	<b>100.000</b>	<b>344,010</b>	<b>100.000</b>
<b>Subject To Statutory Requirements</b>								
Walsh Healy Act - Mfg .....	2	138	11	7,218	13	1.433	7,356	2.138
Walsh Healy Act - Dealer .....	0	0	11	1,532	11	1.213	1,532	0.445
Service Contract Act .....	2	477	2	582	4	0.441	1,059	0.308
Davis Bacon Act .....	0	0	0	0	0	0.000	0	0.000
Not subject to Above 3 Acts .....	313	126,323	566	207,740	879	96.913	334,063	97.109
<b>Kind of Contract Action</b>								
Initial Letter Contract .....	0	0	0	0	0	0.000	0	0.000
Def. Cont. Superseding Letter Contract .....	0	0	1	58	1	0.110	58	0.017
New Definitive Contract .....	3	1,956	248	93,161	251	27.674	95,117	27.649
Order Under Agency's Contract .....	76	5,296	169	11,454	245	27.012	16,750	4.869
Modification .....	238	119,686	172	112,399	410	45.204	232,085	67.465
GSA Schedule .....	0	0	0	0	0	0.000	0	0.000
Order Under Other Agency's Contract .....	0	0	0	0	0	0.000	0	0.000
Termination for Default .....	0	0	0	0	0	0.000	0	0.000
Termination for Convenience .....	0	0	0	0	0	0.000	0	0.000
<b>Labor Surplus Area (LSA)</b>								
Total Set-Aside .....	0	0	1	277	1	0.110	277	0.081
Partial Set-Aside (DOD contracts) .....	0	0	0	0	0	0.000	0	0.000
Tie Bid Preference .....	0	0	0	0	0	0.000	0	0.000
Total LSA/Small Bus. Set-Aside .....	0	0	1	176	1	0.110	176	0.051
Comb. Sm. Bus. Partial LSA (DOD contracts) .....	0	0	0	0	0	0.000	0	0.000
Subtotal: .....	0	0	2	453	2	0.221	453	0.132
<b>LSA No Preference Given</b> .....	<b>317</b>	<b>126,938</b>	<b>588</b>	<b>216,619</b>	<b>905</b>	<b>99.779</b>	<b>343,557</b>	<b>99.868</b>
<b>Product or Service</b>								
Supplies & Equipment .....	0	0	55	13,152	55	6.064	13,152	3.823
Research & Development .....	6	2,370	13	3,632	19	2.095	6,002	1.745
Construction .....	1	77	0	0	1	0.110	77	0.022
Architect Engineering .....	4	3,953	22	9,168	26	2.867	13,121	3.814
Automatic Data Processing Services .....	9	1,313	17	6,812	26	2.867	8,125	2.362
ADP Equipment, Purchase & Lease .....	1	92	7	848	8	0.882	940	0.273
Real Property, Purchase & Lease .....	0	0	0	0	0	0.000	0	0.000
Other Services .....	296	119,133	476	183,460	772	85.116	302,593	87.961

FEDERAL PROCUREMENT DATA SYSTEM  
**AGENCY FOR INTERNATIONAL DEVELOPMENT SNAPSHOT REPORT**  
 Actions Reported Individually on SF279  
 Fiscal Year 1987 Through Fourth Quarter

	PRE-CICA		POST-CICA		PRE- & POST-CICA			
	Actions	Dollars (000)	Actions	Dollars (000)	Actions	Percentage of Actions	Dollars (000)	Percentage of Dollars (000)
<b>Methods of Contracting (Pre-CICA)</b>								
2-step Formal Advertising .....	4	455	0	0	4	0.441	455	0.132
Other Formal Advertising .....	30	8,169	0	0	30	3.308	8,169	2.375
Negotiated Competitive .....	172	86,856	0	0	172	18.964	86,856	25.248
Negotiated Non-Competitive .....	105	29,701	0	0	105	11.577	29,701	8.634
Directed for Foreign Governments .....	0	0	0	0	0	0.000	0	0.000
Tariff or Regulated .....	0	0	0	0	0	0.000	0	0.000
8(a) Awards .....	6	1,757	0	0	6	0.662	1,757	0.511
Brand Name For Resale .....	0	0	0	0	0	0.000	0	0.000
<b>Small Business Awards</b>								
Small Business No Preference .....	104	13,116	127	33,103	231	25.469	46,219	13.435
Total Set-Asides .....	0	0	59	7,161	59	6.505	7,161	2.082
Partial Set-Asides .....	0	0	0	0	0	0.000	0	0.000
8(a) Awards .....	6	1,757	65	22,975	71	7.828	24,732	7.189
Subtotal:	110	14,873	251	63,239	361	39.802	78,112	22.706
<b>Type of Contract</b>								
Fixed Price .....	32	10,045	198	48,617	230	25.358	58,662	17.052
Cost Reimbursement .....	202	111,509	217	156,158	419	46.196	267,667	77.808
Time & Material .....	83	5,384	175	12,297	258	28.445	17,681	5.140
Labor Hour .....	0	0	0	0	0	0.000	0	0.000
<b>Type of Contractor</b>								
Business Concerns .....	224	66,306	481	144,088	705	77.729	210,394	61.159
Educational & Non-Profit .....	62	30,601	50	53,795	112	12.348	84,396	24.533
State/Local Government .....	22	24,551	17	10,531	39	4.300	35,082	10.198
Non-defined .....	9	5,480	42	8,658	51	5.623	14,138	4.110
<b>Full and Open Competition (Post-CICA)</b>								
Normal Full & Open Competition .....	0	0	267	126,941	267	29.438	126,941	36.900
Architect Engineering .....	0	0	14	3,043	14	1.544	3,043	0.885
Basic Research .....	0	0	0	0	0	0.000	0	0.000
Multiple Award .....	0	0	2	80	2	0.221	80	0.023
Alternate Source .....	0	0	0	0	0	0.000	0	0.000
Small Business Set-Aside .....	0	0	59	7,161	59	6.505	7,161	2.082
LSA Set-Aside .....	0	0	0	0	0	0.000	0	0.000
LSA/Small Business Set-Aside .....	0	0	0	0	0	0.000	0	0.000
<b>Authority for Other Than Full and Open Competition (Post-CICA)</b>								
<b>Competitive</b>								
Only One Source .....	0	0	16	2,724	16	1.764	2,724	0.792
Follow-on Contracts .....	0	0	3	121	3	0.331	121	0.035
Other .....	0	0	6	674	6	0.662	674	0.196
Unusual & Compelling Urgency .....	0	0	11	9,567	11	1.213	9,567	2.781
Mobilization/Essential R&D .....	0	0	0	0	0	0.000	0	0.000
International Agreement .....	0	0	1	36	1	0.110	36	0.010
National Security .....	0	0	0	0	0	0.000	0	0.000
Public Interest .....	0	0	0	0	0	0.000	0	0.000
<b>Non-Competitive</b>								
Only One Source .....	0	0	16	16,998	16	1.764	16,998	4.941
Follow-on Contracts .....	0	0	2	177	2	0.221	177	0.051
Other .....	0	0	15	1,157	15	1.654	1,157	0.336
Unusual & Compelling Urgency .....	0	0	14	3,957	14	1.544	3,957	1.150
Mobilization/Essential R&D .....	0	0	4	455	4	0.441	455	0.132
International Agreement .....	0	0	1	70	1	0.110	70	0.020
National Security .....	0	0	1	30	1	0.110	30	0.009
Public Interest .....	0	0	0	0	0	0.000	0	0.000
Not Available for Competition .....	6	1,757	156	43,831	162	17.861	45,588	13.252
<b>Synopsis of Procurement Prior to Award</b>								
Synopsized Prior to Award .....	132	42,138	297	121,938	429	47.299	164,076	47.695
Not Synopsized due to Emergency .....	9	11,849	31	10,266	40	4.410	22,115	6.429
Not Synopsized for Other Reasons .....	176	72,951	262	84,868	438	48.291	157,819	45.876
Women Owned Business .....	21	1,196	44	3,700	65	7.166	4,896	1.423
Full and Open with Only One Bidder/Officer .....	0	0	21	16,752	21	2.315	16,752	4.870

**AMERICAN BATTLE MONUMENTS COMMISSION SNAPSHOT REPORT**

Actions Reported in Summary on SF281

Fiscal Year 1987 Through Fourth Quarter

**Part I - Total Prime Acquisition Actions**

Acquisition Method	Number of Actions	Net Dollar Amount (000)				
		Total	Small Business Concerns	Large Business Concerns	Educational & Non-Profit Institutions	Outside U.S./Outlying Areas
1. Total (2+7+8) .....	6,533	3,401				
2. Subtotal (3+4+5+6) .....	6,533	3,401	37	43	41	3,280
3. Formally Advertised (Including 2 Step) .....	112	277	0	0	0	277
4. Negotiated Competitive .....	233	561	0	0	0	561
5. Negotiated Non-Competitive .....	6,073	2,442	0	0	0	2,442
6. Procurement Under Another Agency's Contracts .....	115	121	37	43	41	0
6A. GSA Schedules .....	88	80	37	43	0	0
6B. Another Agency's Contracts .....	27	41	0	0	41	0
7. Directed Contracts For Foreign Governments .....	0	0				
8. Tariff Or Regulated Acquisitions .....	0	0				

**Part II - Statistics on Selected Types of Acquisition**

Type of Acquisition	Number of Actions	Net Dollar Amount (000)
9. Small Business Total Set-Asides .....	0	0
10. Small Business Partial Set-Asides .....	0	0
11. Total Labor Surplus Area Set-Asides .....	0	0
12. Total Labor Surplus Area/Small Business Set-Asides .....	0	0
13. Acquisitions From Minority and Disadvantaged Business Enterprises (13A + 13B) .....	0	0
13A. Directed to Large Or Small Minority Business Enterprises .....	0	0
13B. Small Business - Disadvantaged 8(A) .....	0	0
14. Women-Owned Business .....	0	0

**AMERICAN BATTLE MONUMENTS COMMISSION SNAPSHOT REPORT**

Actions Reported Individually on SF279

Fiscal Year 1987 Through Fourth Quarter

	PRE-CICA		POST-CICA		PRE- & POST-CICA			
	Actions	Dollars (000)	Actions	Dollars (000)	Actions	Percents of Actions	Dollars (000)	Percentage of Dollars (000)
Total .....	0	0	0	0	0	0.000	0	0.000
<b>Subject To Statutory Requirements</b>								
Walsh Healy Act - Mfg .....	0	0	0	0	0	0.000	0	0.000
Walsh Healy Act - Dealer .....	0	0	0	0	0	0.000	0	0.000
Service Contract Act .....	0	0	0	0	0	0.000	0	0.000
Davis Bacon Act .....	0	0	0	0	0	0.000	0	0.000
Not subject to Above 3 Acts .....	0	0	0	0	0	0.000	0	0.000
<b>Kind of Contract Action</b>								
Initial Letter Contract .....	0	0	0	0	0	0.000	0	0.000
Def. Cont. Superseding Letter Contract .....	0	0	0	0	0	0.000	0	0.000
New Definitive Contract .....	0	0	0	0	0	0.000	0	0.000
Order Under Agency's Contract .....	0	0	0	0	0	0.000	0	0.000
Modification .....	0	0	0	0	0	0.000	0	0.000
GSA Schedule .....	0	0	0	0	0	0.000	0	0.000
Order Under Other Agency's Contract .....	0	0	0	0	0	0.000	0	0.000
Termination for Default .....	0	0	0	0	0	0.000	0	0.000
Termination for Convenience .....	0	0	0	0	0	0.000	0	0.000
<b>Labor Surplus Area (LSA)</b>								
Total Set-Aside .....	0	0	0	0	0	0.000	0	0.000
Partial Set-Aside (DOD contracts) .....	0	0	0	0	0	0.000	0	0.000
Tie Bid Preference .....	0	0	0	0	0	0.000	0	0.000
Total LSA/Small Bus. Set-Aside .....	0	0	0	0	0	0.000	0	0.000
Comb. Sm. Bus. Partial LSA (DOD contracts) ..	0	0	0	0	0	0.000	0	0.000
Subtotal: .....	0	0	0	0	0	0.000	0	0.000
<b>LSA No Preference Given</b> .....	0	0	0	0	0	0.000	0	0.000
<b>Product or Service</b>								
Supplies & Equipment .....	0	0	0	0	0	0.000	0	0.000
Research & Development .....	0	0	0	0	0	0.000	0	0.000
Construction .....	0	0	0	0	0	0.000	0	0.000
Architect Engineering .....	0	0	0	0	0	0.000	0	0.000
Automatic Data Processing Services .....	0	0	0	0	0	0.000	0	0.000
ADP Equipment, Purchase & Lease .....	0	0	0	0	0	0.000	0	0.000
Real Property, Purchase & Lease .....	0	0	0	0	0	0.000	0	0.000
Other Services .....	0	0	0	0	0	0.000	0	0.000

FEDERAL PROCUREMENT DATA SYSTEM  
**AMERICAN BATTLE MONUMENTS COMMISSION SNAPSHOT REPORT**  
 Actions Reported Individually on SF279  
 Fiscal Year 1987 Through Fourth Quarter

	PRE-CICA		POST-CICA		PRE- & POST-CICA			
	Actions	Dollars (000)	Actions	Dollars (000)	* Actions	Percentage of Actions	Dollars (000)	Percentage of Dollars (000)
<b>Methods of Contracting (Pre-CICA)</b>								
2-step Formal Advertising .....	0	0	0	0	0	0.000	0	0.000
Other Formal Advertising .....	0	0	0	0	0	0.000	0	0.000
Negotiated Competitive .....	0	0	0	0	0	0.000	0	0.000
Negotiated Non-Competitive .....	0	0	0	0	0	0.000	0	0.000
Directed for Foreign Governments .....	0	0	0	0	0	0.000	0	0.000
Tariff or Regulated .....	0	0	0	0	0	0.000	0	0.000
8(a) Awards .....	0	0	0	0	0	0.000	0	0.000
Brand Name For Resale .....	0	0	0	0	0	0.000	0	0.000
<b>Small Business Awards</b>								
Small Business No Preference .....	0	0	0	0	0	0.000	0	0.000
Total Set-Asides .....	0	0	0	0	0	0.000	0	0.000
Partial Set-Asides .....	0	0	0	0	0	0.000	0	0.000
8(a) Awards .....	0	0	0	0	0	0.000	0	0.000
Subtotal:	0	0	0	0	0	0.000	0	0.000
<b>Type of Contract</b>								
Fixed Price .....	0	0	0	0	0	0.000	0	0.000
Cost Reimbursement .....	0	0	0	0	0	0.000	0	0.000
Time & Material .....	0	0	0	0	0	0.000	0	0.000
Labor Hour .....	0	0	0	0	0	0.000	0	0.000
<b>Type of Contractor</b>								
Business Concerns .....	0	0	0	0	0	0.000	0	0.000
Educational & Non-Profit .....	0	0	0	0	0	0.000	0	0.000
State/Local Government .....	0	0	0	0	0	0.000	0	0.000
Non-defined .....	0	0	0	0	0	0.000	0	0.000
<b>Full and Open Competition (Post-CICA)</b>								
Normal Full & Open Competition .....	0	0	0	0	0	0.000	0	0.000
Architect Engineering .....	0	0	0	0	0	0.000	0	0.000
Basic Research .....	0	0	0	0	0	0.000	0	0.000
Multiple Award .....	0	0	0	0	0	0.000	0	0.000
Alternate Source .....	0	0	0	0	0	0.000	0	0.000
Small Business Set-Aside .....	0	0	0	0	0	0.000	0	0.000
LSA Set-Aside .....	0	0	0	0	0	0.000	0	0.000
LSA/Small Business Set-Aside .....	0	0	0	0	0	0.000	0	0.000
<b>Authority for Other Than Full and Open Competition (Post-CICA)</b>								
<b>Competitive</b>								
Only One Source .....	0	0	0	0	0	0.000	0	0.000
Follow-on Contracts .....	0	0	0	0	0	0.000	0	0.000
Other .....	0	0	0	0	0	0.000	0	0.000
Unusual & Compelling Urgency .....	0	0	0	0	0	0.000	0	0.000
Mobilization/Essential R&D .....	0	0	0	0	0	0.000	0	0.000
International Agreement .....	0	0	0	0	0	0.000	0	0.000
National Security .....	0	0	0	0	0	0.000	0	0.000
Public Interest .....	0	0	0	0	0	0.000	0	0.000
<b>Non-Competitive</b>								
Only One Source .....	0	0	0	0	0	0.000	0	0.000
Follow-on Contracts .....	0	0	0	0	0	0.000	0	0.000
Other .....	0	0	0	0	0	0.000	0	0.000
Unusual & Compelling Urgency .....	0	0	0	0	0	0.000	0	0.000
Mobilization/Essential R&D .....	0	0	0	0	0	0.000	0	0.000
International Agreement .....	0	0	0	0	0	0.000	0	0.000
National Security .....	0	0	0	0	0	0.000	0	0.000
Public Interest .....	0	0	0	0	0	0.000	0	0.000
Not Available for Competition .....	0	0	0	0	0	0.000	0	0.000
<b>Synopsis of Procurement Prior to Award</b>								
Synopsized Prior to Award .....	0	0	0	0	0	0.000	0	0.000
Not Synopsized due to Emergency .....	0	0	0	0	0	0.000	0	0.000
Not Synopsized for Other Reasons .....	0	0	0	0	0	0.000	0	0.000
Women Owned Business .....	0	0	0	0	0	0.000	0	0.000
Full and Open with Only One Bidder/Offeror .....	0	0	0	0	0	0.000	0	0.000

FEDERAL PROCUREMENT DATA SYSTEM

BOARD FOR INTERNATIONAL BROADCASTING SNAPSHOT REPORT

Actions Reported in Summary on SF281

Fiscal Year 1987 Through Fourth Quarter

Part I - Total Prime Acquisition Actions

Acquisition Method	Number of Actions	Net Dollar Amount (000)				
		Total	Small Business Concerns	Large Business Concerns	Educational & Non-Profit Institutions	Outside U.S./Outlying Areas
1. Total (2+7+8)	87	94				
2. Subtotal (3+4+5+6)	87	94	93	1	0	0
3. Formally Advertised (Including 2 Step)	0	0	0	0	0	0
4. Negotiated Competitive	0	0	0	0	0	0
5. Negotiated Non-Competitive	87	94	93	1	0	0
6. Procurement Under Another Agency's Contracts	0	0	0	0	0	0
6A. GSA Schedules	0	0	0	0	0	0
6B. Another Agency's Contracts	0	0	0	0	0	0
7. Directed Contracts For Foreign Governments	0	0	0	0	0	0
8. Tariff Or Regulated Acquisitions	0	0	0	0	0	0

Part II - Statistics on Selected Types of Acquisition

Type of Acquisition	Number of Actions	Net Dollar Amount (000)
9. Small Business Total Set-Asides	0	0
10. Small Business Partial Set-Asides	0	0
11. Total Labor Surplus Area Set-Asides	0	0
12. Total Labor Surplus Area/Small Business Set-Asides	0	0
13. Acquisitions From Minority and Disadvantaged Business Enterprises (13A + 13B)	0	0
13A. Directed to Large Or Small Minority Business Enterprises	0	0
13B. Small Business - Disadvantaged 8(A)	0	0
14. Women-Owned Business	0	0

\*\*\* FAILED TO REPORT THIS QUARTER \*\*\*

BOARD FOR INTERNATIONAL BROADCASTING SNAPSHOT REPORT

Actions Reported Individually on SF279

Fiscal Year 1987 Through Fourth Quarter

	PRE-CICA		POST-CICA		PRE- & POST-CICA			
	Actions	Dollars (000)	Actions	Dollars (000)	Actions	Percents of Actions	Dollars (000)	Percentage of Dollars (000)
Total	1	30	0	0	1	100.000	30	100.000
<b>Subject To Statutory Requirements</b>								
Walsh Healy Act - Mfg	0	0	0	0	0	0.000	0	0.000
Walsh Healy Act - Dealer	0	0	0	0	0	0.000	0	0.000
Service Contract Act	0	0	0	0	0	0.000	0	0.000
Davis Bacon Act	0	0	0	0	0	0.000	0	0.000
Not subject to Above 3 Acts	1	30	0	0	1	100.000	30	100.000
<b>Kind of Contract Action</b>								
Initial Letter Contract	0	0	0	0	0	0.000	0	0.000
Def. Cont. Superseding Letter Contract	1	30	0	0	1	100.000	30	100.000
New Definitive Contract	0	0	0	0	0	0.000	0	0.000
Order Under Agency's Contract	0	0	0	0	0	0.000	0	0.000
Modification	0	0	0	0	0	0.000	0	0.000
GSA Schedule	0	0	0	0	0	0.000	0	0.000
Order Under Other Agency's Contract	0	0	0	0	0	0.000	0	0.000
Termination for Default	0	0	0	0	0	0.000	0	0.000
Termination for Convenience	0	0	0	0	0	0.000	0	0.000
<b>Labor Surplus Area (LSA)</b>								
Total Set-Aside	0	0	0	0	0	0.000	0	0.000
Partial Set-Aside (DOD contracts)	0	0	0	0	0	0.000	0	0.000
Tie Bid Preference	0	0	0	0	0	0.000	0	0.000
Total LSA/Small Bus. Set-Aside	0	0	0	0	0	0.000	0	0.000
Comb. Sm. Bus. Partial LSA (DOD contracts)	0	0	0	0	0	0.000	0	0.000
Subtotal:	0	0	0	0	0	0.000	0	0.000
LSA No Preference Given	1	30	0	0	1	100.000	30	100.000
<b>Product or Service</b>								
Supplies & Equipment	0	0	0	0	0	0.000	0	0.000
Research & Development	0	0	0	0	0	0.000	0	0.000
Construction	0	0	0	0	0	0.000	0	0.000
Architect Engineering	1	30	0	0	1	100.000	30	100.000
Automatic Data Processing Services	0	0	0	0	0	0.000	0	0.000
ADP Equipment, Purchase & Lease	0	0	0	0	0	0.000	0	0.000
Real Property, Purchase & Lease	0	0	0	0	0	0.000	0	0.000
Other Services	0	0	0	0	0	0.000	0	0.000

\*\*\* FAILED TO REPORT THIS QUARTER \*\*\*

FEDERAL PROCUREMENT DATA SYSTEM  
**BOARD FOR INTERNATIONAL BROADCASTING SNAPSHOT REPORT**  
 Actions Reported Individually on SF279  
 Fiscal Year 1987 Through Fourth Quarter

	PRE-CICA		POST-CICA		PRE- & POST-CICA			
	Actions	Dollars (000)	Actions	Dollars (000)	Actions	Percentage of Actions	Dollars (000)	Percentage of Dollars (000)
<b>Methods of Contracting (Pre-CICA)</b>								
2-step Formal Advertising .....	0	0	0	0	0	0.000	0	0.000
Other Formal Advertising .....	0	0	0	0	0	0.000	0	0.000
Negotiated Competitive .....	0	0	0	0	0	0.000	0	0.000
Negotiated Non-Competitive .....	1	30	0	0	1	100.000	30	100.000
Directed for Foreign Governments .....	0	0	0	0	0	0.000	0	0.000
Tariff or Regulated .....	0	0	0	0	0	0.000	0	0.000
8(a) Awards .....	0	0	0	0	0	0.000	0	0.000
Brand Name For Resale .....	0	0	0	0	0	0.000	0	0.000
<b>Small Business Awards</b>								
Small Business No Preference .....	1	30	0	0	1	100.000	30	100.000
Total Set-Asides .....	0	0	0	0	0	0.000	0	0.000
Partial Set-Asides .....	0	0	0	0	0	0.000	0	0.000
8(a) Awards .....	0	0	0	0	0	0.000	0	0.000
Subtotal:	1	30	0	0	1	100.000	30	100.000
<b>Type of Contract</b>								
Fixed Price .....	1	30	0	0	1	100.000	30	100.000
Cost Reimbursement .....	0	0	0	0	0	0.000	0	0.000
Time & Material .....	0	0	0	0	0	0.000	0	0.000
Labor Hour .....	0	0	0	0	0	0.000	0	0.000
<b>Type of Contractor</b>								
Business Concerns .....	1	30	0	0	1	100.000	30	100.000
Educational & Non-Profit .....	0	0	0	0	0	0.000	0	0.000
State/Local Government .....	0	0	0	0	0	0.000	0	0.000
Non-defined .....	0	0	0	0	0	0.000	0	0.000
<b>Full and Open Competition (Post-CICA)</b>								
Normal Full & Open Competition .....	0	0	0	0	0	0.000	0	0.000
Architect Engineering .....	0	0	0	0	0	0.000	0	0.000
Basic Research .....	0	0	0	0	0	0.000	0	0.000
Multiple Award .....	0	0	0	0	0	0.000	0	0.000
Alternate Source .....	0	0	0	0	0	0.000	0	0.000
Small Business Set-Aside .....	0	0	0	0	0	0.000	0	0.000
LSA Set-Aside .....	0	0	0	0	0	0.000	0	0.000
LSA/Small Business Set-Aside .....	0	0	0	0	0	0.000	0	0.000
<b>Authority for Other Than Full and Open Competition (Post-CICA)</b>								
Competitive								
Only One Source .....	0	0	0	0	0	0.000	0	0.000
Follow-on Contracts .....	0	0	0	0	0	0.000	0	0.000
Other .....	0	0	0	0	0	0.000	0	0.000
Unusual & Compelling Urgency .....	0	0	0	0	0	0.000	0	0.000
Mobilization/Essential R&D .....	0	0	0	0	0	0.000	0	0.000
International Agreement .....	0	0	0	0	0	0.000	0	0.000
National Security .....	0	0	0	0	0	0.000	0	0.000
Public Interest .....	0	0	0	0	0	0.000	0	0.000
Non-Competitive								
Only One Source .....	0	0	0	0	0	0.000	0	0.000
Follow-on Contracts .....	0	0	0	0	0	0.000	0	0.000
Other .....	0	0	0	0	0	0.000	0	0.000
Unusual & Compelling Urgency .....	0	0	0	0	0	0.000	0	0.000
Mobilization/Essential R&D .....	0	0	0	0	0	0.000	0	0.000
International Agreement .....	0	0	0	0	0	0.000	0	0.000
National Security .....	0	0	0	0	0	0.000	0	0.000
Public Interest .....	0	0	0	0	0	0.000	0	0.000
Not Available for Competition .....	0	0	0	0	0	0.000	0	0.000
<b>Synopsis of Procurement Prior to Award</b>								
Synopsized Prior to Award .....	0	0	0	0	0	0.000	0	0.000
Not Synopsized due to Emergency .....	0	0	0	0	0	0.000	0	0.000
Not Synopsized for Other Reasons .....	1	30	0	0	1	100.000	30	100.000
Women Owned Business .....	0	0	0	0	0	0.000	0	0.000
Full and Open with Only One Bidder/Offeree .....	0	0	0	0	0	0.000	0	0.000

\*\*\* FAILED TO REPORT THIS QUARTER \*\*\*

FEDERAL PROCUREMENT DATA SYSTEM  
**COMMISSION ON CIVIL RIGHTS SNAPSHOT REPORT**

Actions Reported in Summary on SF281

Fiscal Year 1987 Through Fourth Quarter

**Part I - Total Prime Acquisition Actions**

Acquisition Method	Number of Actions	Net Dollar Amount (000)				
		Total	Small Business Concerns	Large Business Concerns	Educational & Non-Profit Institutions	Outside U.S./ Outlying Areas
1. Total (2+7+8) .....						
2. Subtotal (3+4+5+6) .....						
3. Formally Advertised (Including 2 Step) .....						
4. Negotiated Competitive .....						
5. Negotiated Non-Competitive .....						
6. Procurement Under Another Agency's Contracts .....						
6A. GSA Schedules .....						
6B. Another Agency's Contracts .....						
7. Directed Contracts For Foreign Governments .....						
8. Tariff Or Regulated Acquisitions .....						

**Part II - Statistics on Selected Types of Acquisition**

Type of Acquisition	Number of Actions	Net Dollar Amount (000)
9. Small Business Total Set-Asides .....		
10. Small Business Partial Set-Asides .....		
11. Total Labor Surplus Area Set-Asides .....		
12. Total Labor Surplus Area/Small Business Set-Asides .....		
13. Acquisitions From Minority and Disadvantaged Business Enterprises (13A + 13B) .....		
13A. Directed to Large Or Small Minority Business Enterprises .....		
13B. Small Business - Disadvantaged 8(A) .....		
14. Women-Owned Business .....		

\*\*\* FAILED TO REPORT THIS YEAR \*\*\*

**COMMISSION ON CIVIL RIGHTS SNAPSHOT REPORT**

Actions Reported Individually on SF279

Fiscal Year 1987 Through Fourth Quarter

	PRE-CICA		POST-CICA		PRE- & POST-CICA			
	Actions	Dollars (000)	Actions	Dollars (000)	Actions	Percents of Actions	Dollars (000)	Percentage of Dollars (000)
Total .....								
<b>Subject To Statutory Requirements</b>								
Walsh Healy Act - Mfg .....								
Walsh Healy Act - Dealer .....								
Service Contract Act .....								
Davis Bacon Act .....								
Not subject to Above 3 Acts .....								
<b>Kind of Contract Action</b>								
Initial Letter Contract .....								
Def. Cont. Superseding Letter Contract .....								
New Definitive Contract .....								
Order Under Agency's Contract .....								
Modification .....								
GSA Schedule .....								
Order Under Other Agency's Contract .....								
Termination for Default .....								
Termination for Convenience .....								
<b>Labor Surplus Area (LSA)</b>								
Total Set-Aside .....								
Partial Set-Aside (DOD contracts) .....								
Tie Bid Preference .....								
Total LSA/Small Bus. Set-Aside .....								
Comb. Sm. Bus. Partial LSA (DOD contracts) .....								
Subtotal: .....								
<b>LSA No Preference Given .....</b>								
<b>Product or Service</b>								
Supplies & Equipment .....								
Research & Development .....								
Construction .....								
Architect Engineering .....								
Automatic Data Processing Services .....								
ADP Equipment, Purchase & Lease .....								
Real Property, Purchase & Lease .....								
Other Services .....								

\*\*\* FAILED TO REPORT THIS YEAR \*\*\*



FEDERAL PROCUREMENT DATA SYSTEM  
**COMMISSION ON CIVIL RIGHTS SNAPSHOT REPORT**  
 Actions Reported Individually on SF279  
 Fiscal Year 1987 Through Fourth Quarter

	PRE-CICA		POST-CICA		PRE- & POST-CICA			
	Actions	Dollars (000)	Actions	Dollars (000)	Actions	Percentage of Actions	Dollars (000)	Percentage of Dollars (000)
<b>Methods of Contracting (Pre-CICA)</b>								
2-step Formal Advertising .....								
Other Formal Advertising .....								
Negotiated Competitive .....								
Negotiated Non-Competitive .....								
Directed for Foreign Governments .....								
Tariff or Regulated .....								
8(a) Awards .....								
Brand Name For Resale .....								
<b>Small Business Awards</b>								
Small Business No Preference .....								
Total Set-Asides .....								
Partial Set-Asides .....								
8(a) Awards .....								
Subtotal:								
<b>Type of Contract</b>								
Fixed Price .....								
Cost Reimbursement .....								
Time & Material .....								
Labor Hour .....								
<b>Type of Contractor</b>								
Business Concerns .....								
Educational & Non-Profit .....								
State/Local Government .....								
Non-defined .....								
<b>Full and Open Competition (Post-CICA)</b>								
Normal Full & Open Competition .....								
Architect Engineering .....								
Basic Research .....								
Multiple Award .....								
Alternate Source .....								
Small Business Set-Aside .....								
LSA Set-Aside .....								
LSA/Small Business Set-Aside .....								
<b>Authority for Other Than Full and Open Competition (Post-CICA)</b>								
Competitive								
Only One Source .....								
Follow-on Contracts .....								
Other .....								
Unusual & Compelling Urgency .....								
Mobilization/Essential R&D .....								
International Agreement .....								
National Security .....								
Public Interest .....								
Non-Competitive								
Only One Source .....								
Follow-on Contracts .....								
Other .....								
Unusual & Compelling Urgency .....								
Mobilization/Essential R&D .....								
International Agreement .....								
National Security .....								
Public Interest .....								
Not Available for Competition .....								
<b>Synopsis of Procurement Prior to Award</b>								
Synopsized Prior to Award .....								
Not Synopsized due to Emergency .....								
Not Synopsized for Other Reasons .....								
<b>Women Owned Business</b> .....								
<b>Full and Open with Only One Bidder/Offorer</b> .....								

\*\*\* FAILED TO REPORT THIS YEAR \*\*\*

FEDERAL PROCUREMENT DATA SYSTEM

COMMODITY FUTURES TRADING COMMISSION SNAPSHOT REPORT

Actions Reported in Summary on SF281

Fiscal Year 1987 Through Fourth Quarter

Part I - Total Prime Acquisition Actions

Acquisition Method	Number of Actions	Net Dollar Amount (000)				
		Total	Small Business Concerns	Large Business Concerns	Educational & Non-Profit Institutions	Outside U.S./ Outlying Areas
1. Total (2+7+8) .....	1,718	1,797				
2. Subtotal (3+4+5+6) .....	1,688	1,564	820	744	0	0
3. Formally Advertised (Including 2 Step) .....	0	0	0	0	0	0
4. Negotiated Competitive .....	865	814	625	189	0	0
5. Negotiated Non-Competitive .....	648	334	60	274	0	0
6. Procurement Under Another Agency's Contracts .....	175	416	135	281	0	0
6A. GSA Schedules .....	175	416	135	281	0	0
6B. Another Agency's Contracts .....	0	0	0	0	0	0
7. Directed Contracts For Foreign Governments .....	0	0				
8. Tariff Or Regulated Acquisitions .....	30	233				

Part II - Statistics on Selected Types of Acquisition

Type of Acquisition	Number of Actions	Net Dollar Amount (000)
9. Small Business Total Set-Asides .....	722	745
10. Small Business Partial Set-Asides .....	0	0
11. Total Labor Surplus Area Set-Asides .....	0	0
12. Total Labor Surplus Area/Small Business Set-Asides .....	0	0
13. Acquisitions From Minority and Disadvantaged Business Enterprises (13A + 13B) .....	1	2
13A. Directed to Large Or Small Minority Business Enterprises .....	1	2
13B. Small Business - Disadvantaged 8(A) .....	0	0
14. Women-Owned Business .....	0	0

COMMODITY FUTURES TRADING COMMISSION SNAPSHOT REPORT

Actions Reported Individually on SF279

Fiscal Year 1987 Through Fourth Quarter

	PRE-CICA		POST-CICA		PRE- & POST-CICA			
	Actions	Dollars (000)	Actions	Dollars (000)	Actions	Percents of Actions	Dollars (000)	Percentage of Dollars (000)
Total .....	1	49	37	5,327	38	100.000	5,376	100.000
Subject To Statutory Requirements								
Walsh Healy Act - Mfg .....	1	49	10	635	11	28.947	684	12.723
Walsh Healy Act - Dealer .....	0	0	7	362	7	18.421	362	6.734
Service Contract Act .....	0	0	1	2	1	2.632	2	0.037
Davis Bacon Act .....	0	0	0	0	0	0.000	0	0.000
Not subject to Above 3 Acts .....	0	0	19	4,328	19	50.000	4,328	80.506
Kind of Contract Action								
Initial Letter Contract .....	0	0	0	0	0	0.000	0	0.000
Def. Cont. Superseding Letter Contract .....	0	0	0	0	0	0.000	0	0.000
New Definitive Contract .....	0	0	15	4,730	15	39.474	4,730	87.984
Order Under Agency's Contract .....	0	0	0	0	0	0.000	0	0.000
Modification .....	0	0	12	69	12	31.579	69	1.283
GSA Schedule .....	1	49	10	528	11	28.947	577	10.733
Order Under Other Agency's Contract .....	0	0	0	0	0	0.000	0	0.000
Termination for Default .....	0	0	0	0	0	0.000	0	0.000
Termination for Convenience .....	0	0	0	0	0	0.000	0	0.000
Labor Surplus Area (LSA)								
Total Set-Aside .....	0	0	0	0	0	0.000	0	0.000
Partial Set-Aside (DOD contracts) .....	0	0	0	0	0	0.000	0	0.000
Tie Bid Preference .....	0	0	0	0	0	0.000	0	0.000
Total LSA/Small Bus. Set-Aside .....	0	0	0	0	0	0.000	0	0.000
Comb. Sm. Bus. Partial LSA (DOD contracts) .....	0	0	0	0	0	0.000	0	0.000
Subtotal: .....	0	0	0	0	0	0.000	0	0.000
LSA No Preference Given .....	1	49	37	5,327	38	100.000	5,376	100.000
Product or Service								
Supplies & Equipment .....	0	0	2	100	2	5.263	100	1.860
Research & Development .....	0	0	0	0	0	0.000	0	0.000
Construction .....	0	0	0	0	0	0.000	0	0.000
Architect Engineering .....	0	0	0	0	0	0.000	0	0.000
Automatic Data Processing Services .....	0	0	1	300	1	2.632	300	5.580
ADP Equipment, Purchase & Lease .....	1	49	12	752	13	34.211	801	14.900
Real Property, Purchase & Lease .....	0	0	16	3,931	16	42.105	3,931	73.121
Other Services .....	0	0	6	244	6	15.789	244	4.539

COMMODITY FUTURES TRADING COMMISSION SNAPSHOT REPORT

Actions Reported Individually on SF279

Fiscal Year 1987 Through Fourth Quarter

	PRE-CICA		POST-CICA		PRE- & POST-CICA			
	Actions	Dollars (000)	Actions	Dollars (000)	Actions	Percentage of Actions	Dollars (000)	Percentage of Dollars (000)
<b>Methods of Contracting (Pre-CICA)</b>								
2-step Formal Advertising	0	0	0	0	0	0.000	0	0.000
Other Formal Advertising	0	0	0	0	0	0.000	0	0.000
Negotiated Competitive	1	49	0	0	1	2.632	49	0.911
Negotiated Non-Competitive	0	0	0	0	0	0.000	0	0.000
Directed for Foreign Governments	0	0	0	0	0	0.000	0	0.000
Tariff or Regulated	0	0	0	0	0	0.000	0	0.000
8(a) Awards	0	0	0	0	0	0.000	0	0.000
Brand Name For Resale	0	0	0	0	0	0.000	0	0.000
<b>Small Business Awards</b>								
Small Business No Preference	0	0	2	85	2	5.263	85	1.581
Total Set-Asides	0	0	0	0	0	0.000	0	0.000
Partial Set-Asides	0	0	0	0	0	0.000	0	0.000
8(a) Awards	0	0	3	446	3	7.895	446	8.296
Subtotal:	0	0	5	531	5	13.158	531	9.877
<b>Type of Contract</b>								
Fixed Price	1	49	36	5,027	37	97.368	5,076	94.420
Cost Reimbursement	0	0	0	0	0	0.000	0	0.000
Time & Material	0	0	0	0	0	0.000	0	0.000
Labor Hour	0	0	1	300	1	2.632	300	5.580
<b>Type of Contractor</b>								
Business Concerns	1	49	37	5,327	38	100.000	5,376	100.000
Educational & Non-Profit	0	0	0	0	0	0.000	0	0.000
State/Local Government	0	0	0	0	0	0.000	0	0.000
Non-defined	0	0	0	0	0	0.000	0	0.000
<b>Full and Open Competition (Post-CICA)</b>								
Normal Full & Open Competition	0	0	17	4,284	17	44.737	4,284	79.688
Architect Engineering	0	0	0	0	0	0.000	0	0.000
Basic Research	0	0	0	0	0	0.000	0	0.000
Multiple Award	0	0	13	557	13	34.211	557	10.361
Alternate Source	0	0	0	0	0	0.000	0	0.000
Small Business Set-Aside	0	0	0	0	0	0.000	0	0.000
LSA Set-Aside	0	0	0	0	0	0.000	0	0.000
LSA/Small Business Set-Aside	0	0	0	0	0	0.000	0	0.000
<b>Authority for Other Than Full and Open Competition (Post-CICA)</b>								
<b>Competitive</b>								
Only One Source	0	0	0	0	0	0.000	0	0.000
Follow-on Contracts	0	0	2	-5	2	5.263	-5	-0.093
Other	0	0	0	0	0	0.000	0	0.000
Unusual & Compelling Urgency	0	0	0	0	0	0.000	0	0.000
Mobilization/Essential R&D	0	0	0	0	0	0.000	0	0.000
International Agreement	0	0	0	0	0	0.000	0	0.000
National Security	0	0	0	0	0	0.000	0	0.000
Public Interest	0	0	0	0	0	0.000	0	0.000
<b>Non-Competitive</b>								
Only One Source	0	0	1	55	1	2.632	55	1.023
Follow-on Contracts	0	0	1	-10	1	2.632	-10	-0.186
Other	0	0	0	0	0	0.000	0	0.000
Unusual & Compelling Urgency	0	0	0	0	0	0.000	0	0.000
Mobilization/Essential R&D	0	0	0	0	0	0.000	0	0.000
International Agreement	0	0	0	0	0	0.000	0	0.000
National Security	0	0	0	0	0	0.000	0	0.000
Public Interest	0	0	0	0	0	0.000	0	0.000
Not Available for Competition	0	0	3	446	3	7.895	446	8.296
<b>Synopsis of Procurement Prior to Award</b>								
Synopsized Prior to Award	1	49	23	4,615	24	63.158	4,664	86.756
Not Synopsized due to Emergency	0	0	0	0	0	0.000	0	0.000
Not Synopsized for Other Reasons	0	0	14	712	14	36.842	712	13.244
Women Owned Business	0	0	0	0	0	0.000	0	0.000
Full and Open with Only One Bidder/Offeror	0	0	4	90	4	10.526	90	1.674

FEDERAL PROCUREMENT DATA SYSTEM  
**CONSUMER PRODUCTS SAFETY COMMISSION SNAPSHOT REPORT**

Actions Reported in Summary on SF281

Fiscal Year 1987 Through Fourth Quarter

**Part I - Total Prime Acquisition Actions**

Acquisition Method	Number of Actions	Net Dollar Amount (000)				
		Total	Small Business Concerns	Large Business Concerns	Educational & Non-Profit Institutions	Outside U.S./ Outlying Areas
1. Total (2+7+8)	1,496	2,702	1,024	1,205	473	0
2. Subtotal (3+4+5+6)	1,496	2,702	0	0	0	0
3. Formally Advertised (Including 2 Step)	0	0	0	0	0	0
4. Negotiated Competitive	254	599	419	180	0	0
5. Negotiated Non-Competitive	924	1,164	367	324	473	0
6. Procurement Under Another Agency's Contracts	318	939	238	701	0	0
6A. GSA Schedules	225	663	209	454	0	0
6B. Another Agency's Contracts	93	276	29	247	0	0
7. Directed Contracts For Foreign Governments	0	0	0	0	0	0
8. Tariff Or Regulated Acquisitions	0	0	0	0	0	0

**Part II - Statistics on Selected Types of Acquisition**

Type of Acquisition	Number of Actions	Net Dollar Amount (000)
9. Small Business Total Set-Asides	768	1,217
10. Small Business Partial Set-Asides	0	0
11. Total Labor Surplus Area Set-Asides	0	0
12. Total Labor Surplus Area/Small Business Set-Asides	18	68
13. Acquisitions From Minority and Disadvantaged Business Enterprises (13A + 13B)	3	3
13A. Directed to Large Or Small Minority Business Enterprises	15	65
13B. Small Business - Disadvantaged 8(A)	33	34
14. Women-Owned Business		

**CONSUMER PRODUCTS SAFETY COMMISSION SNAPSHOT REPORT**

Actions Reported Individually on SF279

Fiscal Year 1987 Through Fourth Quarter

	PRE-CICA		POST-CICA		PRE- & POST-CICA			
	Actions	Dollars (000)	Actions	Dollars (000)	Actions	Percents of Actions	Dollars (000)	Percentage of Dollars (000)
Total	0	0	32	1,926	32	100.000	1,926	100.000
<b>Subject To Statutory Requirements</b>								
Walsh Healy Act - Mfg	0	0	3	174	3	9.375	174	9.034
Walsh Healy Act - Dealer	0	0	8	552	8	25.000	552	28.660
Service Contract Act	0	0	0	0	0	0.000	0	0.000
Davis Bacon Act	0	0	21	1,200	21	65.625	1,200	62.305
Not subject to Above 3 Acts	0	0						
<b>Kind of Contract Action</b>								
Initial Letter Contract	0	0	0	0	0	0.000	0	0.000
Def. Cont. Superseding Letter Contract	0	0	15	864	15	46.875	864	44.860
New Definitive Contract	0	0	1	46	1	3.125	46	2.388
Order Under Agency's Contract	0	0	16	1,016	16	50.000	1,016	52.752
Modification	0	0	0	0	0	0.000	0	0.000
GSA Schedule	0	0	0	0	0	0.000	0	0.000
Order Under Other Agency's Contract	0	0	0	0	0	0.000	0	0.000
Termination for Default	0	0	0	0	0	0.000	0	0.000
Termination for Convenience	0	0	0	0	0	0.000	0	0.000
<b>Labor Surplus Area (LSA)</b>								
Total Set-Aside	0	0	0	0	0	0.000	0	0.000
Partial Set-Aside (DOD contracts)	0	0	0	0	0	0.000	0	0.000
Tie Bid Preference	0	0	0	0	0	0.000	0	0.000
Total LSA/Small Bus. Set-Aside	0	0	0	0	0	0.000	0	0.000
Comb. Sm. Bus. Partial LSA (DOD contracts)	0	0	0	0	0	0.000	0	0.000
Subtotal:	0	0	32	1,926	32	100.000	1,926	100.000
LSA No Preference Given								
<b>Product or Service</b>								
Supplies & Equipment	0	0	6	486	6	18.750	486	25.234
Research & Development	0	0	0	0	0	0.000	0	0.000
Construction	0	0	0	0	0	0.000	0	0.000
Architect Engineering	0	0	2	198	2	6.250	198	10.280
Automatic Data Processing Services	0	0	2	86	2	6.250	86	4.465
ADP Equipment, Purchase & Lease	0	0	0	0	0	0.000	0	0.000
Real Property, Purchase & Lease	0	0	22	1,156	22	68.750	1,156	60.021
Other Services	0	0						

FEDERAL PROCUREMENT DATA SYSTEM  
**CONSUMER PRODUCTS SAFETY COMMISSION SNAPSHOT REPORT**  
 Actions Reported Individually on SF279  
 Fiscal Year 1987 Through Fourth Quarter

	PRE-CICA		POST-CICA		PRE- & POST-CICA			
	Actions	Dollars (000)	Actions	Dollars (000)	Actions	Percentage of Actions	Dollars (000)	Percentage of Dollars (000)
<b>Methods of Contracting (Pre-CICA)</b>								
2-step Formal Advertising .....	0	0	0	0	0	0.000	0	0.000
Other Formal Advertising .....	0	0	0	0	0	0.000	0	0.000
Negotiated Competitive .....	0	0	0	0	0	0.000	0	0.000
Negotiated Non-Competitive .....	0	0	0	0	0	0.000	0	0.000
Directed for Foreign Governments .....	0	0	0	0	0	0.000	0	0.000
Tariff or Regulated .....	0	0	0	0	0	0.000	0	0.000
8(a) Awards .....	0	0	0	0	0	0.000	0	0.000
Brand Name For Resale .....	0	0	0	0	0	0.000	0	0.000
<b>Small Business Awards</b>								
Small Business No Preference .....	0	0	11	550	11	34.375	550	28.557
Total Set-Asides .....	0	0	0	0	0	0.000	0	0.000
Partial Set-Asides .....	0	0	0	0	0	0.000	0	0.000
8(a) Awards .....	0	0	7	525	7	21.875	525	27.259
Subtotal:	0	0	18	1,075	18	56.250	1,075	55.815
<b>Type of Contract</b>								
Fixed Price .....	0	0	27	1,559	27	84.375	1,559	80.945
Cost Reimbursement .....	0	0	4	301	4	12.500	301	15.628
Time & Material .....	0	0	0	0	0	0.000	0	0.000
Labor Hour .....	0	0	1	66	1	3.125	66	3.427
<b>Type of Contractor</b>								
Business Concerns .....	0	0	22	1,330	22	68.750	1,330	69.055
Educational & Non-Profit .....	0	0	10	596	10	31.250	596	30.945
State/Local Government .....	0	0	0	0	0	0.000	0	0.000
Non-defined .....	0	0	0	0	0	0.000	0	0.000
<b>Full and Open Competition (Post-CICA)</b>								
Normal Full & Open Competition .....	0	0	13	693	13	40.625	693	35.981
Architect Engineering .....	0	0	0	0	0	0.000	0	0.000
Basic Research .....	0	0	0	0	0	0.000	0	0.000
Multiple Award .....	0	0	0	0	0	0.000	0	0.000
Alternate Source .....	0	0	0	0	0	0.000	0	0.000
Small Business Set-Aside .....	0	0	0	0	0	0.000	0	0.000
LSA Set-Aside .....	0	0	0	0	0	0.000	0	0.000
LSA/Small Business Set-Aside .....	0	0	0	0	0	0.000	0	0.000
<b>Authority for Other Than Full and Open Competition (Post-CICA)</b>								
<b>Competitive</b>								
Only One Source .....	0	0	1	43	1	3.125	43	2.233
Follow-on Contracts .....	0	0	0	0	0	0.000	0	0.000
Other .....	0	0	0	0	0	0.000	0	0.000
Unusual & Compelling Urgency .....	0	0	0	0	0	0.000	0	0.000
Mobilization/Essential R&D .....	0	0	0	0	0	0.000	0	0.000
International Agreement .....	0	0	0	0	0	0.000	0	0.000
National Security .....	0	0	0	0	0	0.000	0	0.000
Public Interest .....	0	0	0	0	0	0.000	0	0.000
<b>Non-Competitive</b>								
Only One Source .....	0	0	5	380	5	15.625	380	19.730
Follow-on Contracts .....	0	0	2	105	2	6.250	105	5.452
Other .....	0	0	0	0	0	0.000	0	0.000
Unusual & Compelling Urgency .....	0	0	1	43	1	3.125	43	2.233
Mobilization/Essential R&D .....	0	0	0	0	0	0.000	0	0.000
International Agreement .....	0	0	0	0	0	0.000	0	0.000
National Security .....	0	0	0	0	0	0.000	0	0.000
Public Interest .....	0	0	0	0	0	0.000	0	0.000
Not Available for Competition .....	0	0	10	662	10	31.250	662	34.372
<b>Synopsis of Procurement Prior to Award</b>								
Synopsized Prior to Award .....	0	0	20	1,175	20	62.500	1,175	61.007
Not Synopsized due to Emergency .....	0	0	1	43	1	3.125	43	2.233
Not Synopsized for Other Reasons .....	0	0	11	708	11	34.375	708	36.760
Women Owned Business .....	0	0	4	303	4	12.500	303	15.732
Full and Open with Only One Bidder/Officer .....	0	0	6	280	6	18.750	280	14.538

**ENVIRONMENTAL PROTECTION AGENCY SNAPSHOT REPORT**

Actions Reported in Summary on SF281

Fiscal Year 1987 Through Fourth Quarter

**Part I - Total Prime Acquisition Actions**

Acquisition Method	Number of Actions	Net Dollar Amount (000)				
		Total	Small Business Concerns	Large Business Concerns	Educational & Non-Profit Institutions	Outside U.S./ Outlying Areas
1. Total (2+7+8)	45,631	59,149				
2. Subtotal (3+4+5+6)	45,580	59,097	31,051	24,704	3,271	71
3. Formally Advertised (Including 2 Step)	0	0	0	0	0	0
4. Negotiated Competitive	4,049	10,885	8,687	1,814	369	15
5. Negotiated Non-Competitive	30,434	19,348	12,682	4,116	2,494	56
6. Procurement Under Another Agency's Contracts	11,097	28,864	9,682	18,774	408	0
6A. GSA Schedules	8,791	24,827	9,255	15,571	1	0
6B. Another Agency's Contracts	2,306	4,037	427	3,203	407	0
7. Directed Contracts For Foreign Governments	51	52				
8. Tariff Or Regulated Acquisitions	0	0				

**Part II - Statistics on Selected Types of Acquisition**

Type of Acquisition	Number of Actions	Net Dollar Amount (000)
9. Small Business Total Set-Asides	20,696	21,990
10. Small Business Partial Set-Asides	1	0
11. Total Labor Surplus Area Set-Asides	1	0
12. Total Labor Surplus Area/Small Business Set-Asides	0	0
13. Acquisitions From Minority and Disadvantaged Business Enterprises (13A + 13B)	1,059	1,991
13A. Directed to Large Or Small Minority Business Enterprises	1,036	1,808
13B. Small Business - Disadvantaged 8(A)	23	183
14. Women-Owned Business	1,703	2,141

**ENVIRONMENTAL PROTECTION AGENCY SNAPSHOT REPORT**

Actions Reported Individually on SF279

Fiscal Year 1987 Through Fourth Quarter

	PRE-CICA		POST-CICA		PRE-& POST-CICA			
	Actions	Dollars (000)	Actions	Dollars (000)	Actions	Percents of Actions	Dollars (000)	Percentage of Dollars (000)
<b>Total</b>	<b>4,283</b>	<b>405,879</b>	<b>4,356</b>	<b>581,241</b>	<b>8,639</b>	<b>100.000</b>	<b>987,120</b>	<b>100.000</b>
<b>Subject To Statutory Requirements</b>								
Walsh Healy Act - Mfg	1,251	32,575	240	21,446	1,491	17.259	54,021	5.473
Walsh Healy Act - Dealer	111	4,968	1,512	50,272	1,623	18.787	55,240	5.596
Service Contract Act	1,499	209,724	823	138,597	2,322	26.878	348,321	35.287
Davis Bacon Act	2	15	25	9,702	27	0.313	9,717	0.984
Not subject to Above 3 Acts	1,420	158,597	1,756	361,224	3,176	36.764	519,821	52.660
<b>Kind of Contract Action</b>								
Initial Letter Contract	0	0	0	0	0	0.000	0	0.000
Def. Cont. Superseding Letter Contract	0	0	15	5,722	15	0.174	5,722	0.580
New Definitive Contract	0	0	361	102,593	361	4.179	102,593	10.393
Order Under Agency's Contract	2,227	96,973	2,141	89,355	4,368	50.561	186,328	18.876
Modification	1,888	294,904	1,769	379,172	3,657	42.331	674,076	68.287
GSA Schedule	168	14,002	70	4,399	238	2.755	18,401	1.864
Order Under Other Agency's Contract	0	0	0	0	0	0.000	0	0.000
Termination for Default	0	0	0	0	0	0.000	0	0.000
Termination for Convenience	0	0	0	0	0	0.000	0	0.000
<b>Labor Surplus Area (LSA)</b>								
Total Set-Aside	0	0	0	0	0	0.000	0	0.000
Partial Set-Aside (DOD contracts)	0	0	0	0	0	0.000	0	0.000
Tie Bid Preference	0	0	0	0	0	0.000	0	0.000
Total LSA/Small Bus. Set-Aside	7	834	0	0	7	0.081	834	0.084
Comb. Sm. Bus. Partial LSA (DOD contracts)	0	0	0	0	0	0.000	0	0.000
Subtotal:	7	834	0	0	7	0.081	834	0.084
<b>LSA No Preference Given</b>	<b>4,276</b>	<b>405,045</b>	<b>4,356</b>	<b>581,241</b>	<b>8,632</b>	<b>99.919</b>	<b>986,286</b>	<b>99.916</b>
<b>Product or Service</b>								
Supplies & Equipment	127	9,609	53	3,664	180	2.084	13,273	1.345
Research & Development	437	66,378	644	108,599	1,081	12.513	174,977	17.726
Construction	2	15	26	9,722	28	0.324	9,737	0.986
Architect Engineering	458	73,031	21	3,071	479	5.545	76,102	7.709
Automatic Data Processing Services	572	52,119	117	16,206	689	7.975	68,325	6.922
ADP Equipment, Purchase & Lease	294	16,047	1,479	16,466	1,773	20.523	32,513	3.294
Real Property, Purchase & Lease	0	0	1	175	1	0.012	175	0.018
Other Services	2,393	188,680	2,015	423,338	4,408	51.024	612,018	62.000

FEDERAL PROCUREMENT DATA SYSTEM  
**ENVIRONMENTAL PROTECTION AGENCY SNAPSHOT REPORT**  
**Actions Reported Individually on SF279**  
**Fiscal Year 1987 Through Fourth Quarter**

	PRE-CICA		POST-CICA		PRE- & POST-CICA			
	Actions	Dollars (000)	Actions	Dollars (000)	Actions	Percentage of Actions	Dollars (000)	Percentage of Dollars (000)
<b>Methods of Contracting (Pre-CICA)</b>								
2-step Formal Advertising .....	0	0	0	0	0	0.000	0	0.000
Other Formal Advertising .....	137	10,960	0	0	137	1.586	10,960	1.110
Negotiated Competitive .....	3,841	381,417	0	0	3,841	44.461	381,417	38.639
Negotiated Non-Competitive .....	85	5,524	0	0	85	0.984	5,524	0.560
Directed for Foreign Governments .....	1	48	0	0	1	0.012	48	0.005
Tariff or Regulated .....	0	0	0	0	0	0.000	0	0.000
8(a) Awards .....	219	7,930	0	0	219	2.535	7,930	0.803
Brand Name For Resale .....	0	0	0	0	0	0.000	0	0.000
<b>Small Business Awards</b>								
Small Business No Preference .....	416	28,219	2,551	177,900	2,967	34.344	206,119	20.881
Total Set-Asides .....	341	24,522	0	0	341	3.947	24,522	2.484
Partial Set-Asides .....	0	0	0	0	0	0.000	0	0.000
8(a) Awards .....	219	7,930	0	0	219	2.535	7,930	0.803
Subtotal:	976	60,671	2,551	177,900	3,527	40.826	238,571	24.168
<b>Type of Contract</b>								
Fixed Price .....	1,690	59,990	2,105	87,368	3,795	43.929	147,358	14.928
Cost Reimbursement .....	1,593	266,082	1,707	426,755	3,300	38.199	692,837	70.188
Time & Material .....	929	78,064	544	67,118	1,473	17.051	145,182	14.708
Labor Hour .....	71	1,743	0	0	71	0.822	1,743	0.177
<b>Type of Contractor</b>								
Business Concerns .....	3,930	366,095	4,151	549,253	8,081	93.541	915,348	92.729
Educational & Non-Profit .....	180	20,160	186	29,505	366	4.237	49,665	5.031
State/Local Government .....	166	19,586	15	2,218	181	2.095	21,804	2.209
Non-defined .....	7	38	4	265	11	0.127	303	0.031
<b>Full and Open Competition (Post-CICA)</b>								
Normal Full & Open Competition .....	0	0	3,764	519,941	3,764	43.570	519,941	52.673
Architect Engineering .....	0	0	0	0	0	0.000	0	0.000
Basic Research .....	0	0	0	0	0	0.000	0	0.000
Multiple Award .....	0	0	57	3,451	57	0.660	3,451	0.350
Alternate Source .....	0	0	0	0	0	0.000	0	0.000
Small Business Set-Aside .....	0	0	0	0	0	0.000	0	0.000
LSA Set-Aside .....	0	0	0	0	0	0.000	0	0.000
LSA/Small Business Set-Aside .....	0	0	0	0	0	0.000	0	0.000
<b>Authority for Other Than Full and Open Competition (Post-CICA)</b>								
Competitive								
Only One Source .....	0	0	0	0	0	0.000	0	0.000
Follow-on Contracts .....	0	0	0	0	0	0.000	0	0.000
Other .....	0	0	0	0	0	0.000	0	0.000
Unusual & Compelling Urgency .....	0	0	0	0	0	0.000	0	0.000
Mobilization/Essential R&D .....	0	0	0	0	0	0.000	0	0.000
International Agreement .....	0	0	0	0	0	0.000	0	0.000
National Security .....	0	0	0	0	0	0.000	0	0.000
Public Interest .....	0	0	0	0	0	0.000	0	0.000
Non-Competitive								
Only One Source .....	0	0	0	0	0	0.000	0	0.000
Follow-on Contracts .....	0	0	23	2,281	23	0.266	2,281	0.231
Other .....	0	0	511	55,480	511	5.915	55,480	5.620
Unusual & Compelling Urgency .....	0	0	0	0	0	0.000	0	0.000
Mobilization/Essential R&D .....	0	0	0	0	0	0.000	0	0.000
International Agreement .....	0	0	0	0	0	0.000	0	0.000
National Security .....	0	0	0	0	0	0.000	0	0.000
Public Interest .....	0	0	0	0	0	0.000	0	0.000
Not Available for Competition .....	220	7,978	1	88	221	2.558	8,066	0.817
<b>Synopsis of Procurement Prior to Award</b>								
Synopsized Prior to Award .....	1,902	295,689	2,179	489,565	4,081	47.239	785,254	79.550
Not Synopsized due to Emergency .....	10	908	0	0	10	0.116	908	0.092
Not Synopsized for Other Reasons .....	2,371	109,282	2,177	91,676	4,548	52.645	200,958	20.358
Women Owned Business .....	58	5,445	91	7,811	149	1.725	13,256	1.343
Full and Open with Only One Bidder/Offeror .....	0	0	4	510	4	0.046	510	0.052

FEDERAL PROCUREMENT DATA SYSTEM

EQUAL EMPLOYMENT OPPORTUNITY COMMISSION SNAPSHOT REPORT

Actions Reported in Summary on SF281

Fiscal Year 1987 Through Fourth Quarter

Part I - Total Prime Acquisition Actions

Acquisition Method	Number of Actions	Net Dollar Amount (000)				
		Total	Small Business Concerns	Large Business Concerns	Educational & Non-Profit Institutions	Outside U.S./Outlying Areas
1. Total (2+7+8)	5,414	6,950				
2. Subtotal (3+4+5+6)	5,414	6,950	3,391	3,559	0	0
3. Formally Advertised (Including 2 Step)	0	0	0	0	0	0
4. Negotiated Competitive	1,098	3,088	2,239	849	0	0
5. Negotiated Non-Competitive	3,398	1,101	790	311	0	0
6. Procurement Under Another Agency's Contracts	918	2,761	362	2,399	0	0
6A. GSA Schedules	918	2,761	362	2,399	0	0
6B. Another Agency's Contracts	0	0	0	0	0	0
7. Directed Contracts For Foreign Governments	0	0				
8. Tariff Or Regulated Acquisitions	0	0				

Part II - Statistics on Selected Types of Acquisition

Type of Acquisition	Number of Actions	Net Dollar Amount (000)
9. Small Business Total Set-Asides	0	0
10. Small Business Partial Set-Asides	0	0
11. Total Labor Surplus Area Set-Asides	0	0
12. Total Labor Surplus Area/Small Business Set-Asides	0	0
13. Acquisitions From Minority and Disadvantaged Business Enterprises (13A + 13B)	0	0
13A. Directed to Large Or Small Minority Business Enterprises	0	0
13B. Small Business - Disadvantaged 8(A)	0	0
14. Women-Owned Business	0	0

EQUAL EMPLOYMENT OPPORTUNITY COMMISSION SNAPSHOT REPORT

Actions Reported Individually on SF279

Fiscal Year 1987 Through Fourth Quarter

	PRE-CICA		POST-CICA		PRE-& POST-CICA			
	Actions	Dollars (000)	Actions	Dollars (000)	Actions	Percents of Actions	Dollars (000)	Percentage of Dollars (000)
Total	50	700	635	26,164	685	100.000	26,864	100.000
<b>Subject To Statutory Requirements</b>								
Walsh Healy Act - Mfg	11	460	32	1,179	43	6.277	1,639	6.101
Walsh Healy Act - Dealer	2	47	30	915	32	4.672	962	3.581
Service Contract Act	10	223	12	1,077	22	3.212	1,300	4.839
Davis Bacon Act	0	0	0	0	0	0.000	0	0.000
Not subject to Above 3 Acts	27	-30	561	22,993	588	85.839	22,963	85.479
<b>Kind of Contract Action</b>								
Initial Letter Contract	0	0	0	0	0	0.000	0	0.000
Def. Cont. Superseding Letter Contract	0	0	0	0	0	0.000	0	0.000
New Definitive Contract	0	0	274	22,041	274	40.000	22,041	82.047
Order Under Agency's Contract	0	0	1	50	1	0.146	50	0.186
Modification	32	-54	329	2,890	361	52.701	2,836	10.557
GSA Schedule	18	754	31	1,183	49	7.153	1,937	7.210
Order Under Other Agency's Contract	0	0	0	0	0	0.000	0	0.000
Termination for Default	0	0	0	0	0	0.000	0	0.000
Termination for Convenience	0	0	0	0	0	0.000	0	0.000
<b>Labor Surplus Area (LSA)</b>								
Total Set-Aside	0	0	0	0	0	0.000	0	0.000
Partial Set-Aside (DOD contracts)	0	0	0	0	0	0.000	0	0.000
Tie Bid Preference	0	0	0	0	0	0.000	0	0.000
Total LSA/Small Bus. Set-Aside	0	0	0	0	0	0.000	0	0.000
Comb. Sm. Bus. Partial LSA (DOD contracts)	0	0	0	0	0	0.000	0	0.000
Subtotal:	0	0	0	0	0	0.000	0	0.000
LSA No Preference Given	50	700	635	26,164	685	100.000	26,864	100.000
<b>Product or Service</b>								
Supplies & Equipment	10	427	11	477	21	3.066	904	3.365
Research & Development	0	0	0	0	0	0.000	0	0.000
Construction	0	0	0	0	0	0.000	0	0.000
Architect Engineering	0	0	0	0	0	0.000	0	0.000
Automatic Data Processing Services	5	83	12	313	17	2.482	396	1.474
ADP Equipment, Purchase & Lease	2	45	78	2,197	80	11.679	2,242	8.346
Real Property, Purchase & Lease	0	0	0	0	0	0.000	0	0.000
Other Services	33	145	534	23,177	567	82.774	23,322	86.815



FEDERAL PROCUREMENT DATA SYSTEM  
**EQUAL EMPLOYMENT OPPORTUNITY COMMISSION SNAPSHOT REPORT**  
 Actions Reported Individually on SF279  
 Fiscal Year 1987 Through Fourth Quarter

	PRE-CICA		POST-CICA		PRE- & POST-CICA			
	Actions	Dollars (000)	Actions	Dollars (000)	Actions	Percentage of Actions	Dollars (000)	Percentage of Dollars (000)
<b>Methods of Contracting (Pre-CICA)</b>								
2-step Formal Advertising .....	0	0	0	0	0	0.000	0	0.000
Other Formal Advertising .....	0	0	0	0	0	0.000	0	0.000
Negotiated Competitive .....	24	722	0	0	24	3.504	722	2.888
Negotiated Non-Competitive .....	26	-22	0	0	26	3.796	-22	-0.082
Directed for Foreign Governments .....	0	0	0	0	0	0.000	0	0.000
Tariff or Regulated .....	0	0	0	0	0	0.000	0	0.000
8(a) Awards .....	0	0	0	0	0	0.000	0	0.000
Brand Name For Resale .....	0	0	0	0	0	0.000	0	0.000
<b>Small Business Awards</b>								
Small Business No Preference .....	12	257	172	4,550	184	26.861	4,807	17.894
Total Set-Asides .....	1	10	0	0	1	0.146	10	0.037
Partial Set-Asides .....	0	0	0	0	0	0.000	0	0.000
8(a) Awards .....	0	0	4	163	4	0.584	163	0.607
Subtotal:	13	267	176	4,713	189	27.591	4,980	18.538
<b>Type of Contract</b>								
Fixed Price .....	45	592	632	25,897	677	98.832	26,489	98.604
Cost Reimbursement .....	3	133	3	267	6	0.876	400	1.489
Time & Material .....	0	0	0	0	0	0.000	0	0.000
Labor Hour .....	2	-25	0	0	2	0.292	-25	-0.093
<b>Type of Contractor</b>								
Business Concerns .....	29	849	235	7,649	264	38.540	8,498	31.633
Educational & Non-Profit .....	1	-1	26	487	27	3.942	486	1.809
State/Local Government .....	20	-148	374	18,028	394	57.518	17,880	66.557
Non-defined .....	0	0	0	0	0	0.000	0	0.000
<b>Full and Open Competition (Post-CICA)</b>								
Normal Full & Open Competition .....	0	0	40	2,856	40	5.839	2,856	10.631
Architect Engineering .....	0	0	0	0	0	0.000	0	0.000
Basic Research .....	0	0	0	0	0	0.000	0	0.000
Multiple Award .....	0	0	31	1,154	31	4.526	1,154	4.296
Alternate Source .....	0	0	0	0	0	0.000	0	0.000
Small Business Set-Aside .....	0	0	0	0	0	0.000	0	0.000
LSA Set-Aside .....	0	0	0	0	0	0.000	0	0.000
LSA/Small Business Set-Aside .....	0	0	0	0	0	0.000	0	0.000
<b>Authority for Other Than Full and Open Competition (Post-CICA)</b>								
<b>Competitive</b>								
Only One Source .....	0	0	0	0	0	0.000	0	0.000
Follow-on Contracts .....	0	0	0	0	0	0.000	0	0.000
Other .....	0	0	0	0	0	0.000	0	0.000
Unusual & Compelling Urgency .....	0	0	1	72	1	0.146	72	0.268
Mobilization/Essential R&D .....	0	0	0	0	0	0.000	0	0.000
International Agreement .....	0	0	0	0	0	0.000	0	0.000
National Security .....	0	0	0	0	0	0.000	0	0.000
Public Interest .....	0	0	0	0	0	0.000	0	0.000
<b>Non-Competitive</b>								
Only One Source .....	0	0	1	194	1	0.146	194	0.722
Follow-on Contracts .....	0	0	1	-1	1	0.146	-1	-0.004
Other .....	0	0	1	27	1	0.146	27	0.101
Unusual & Compelling Urgency .....	0	0	6	455	6	0.876	455	1.694
Mobilization/Essential R&D .....	0	0	0	0	0	0.000	0	0.000
International Agreement .....	0	0	0	0	0	0.000	0	0.000
National Security .....	0	0	0	0	0	0.000	0	0.000
Public Interest .....	0	0	0	0	0	0.000	0	0.000
Not Available for Competition .....	0	0	404	18,678	404	58.978	18,678	69.528
<b>Synopsis of Procurement Prior to Award</b>								
Synopsized Prior to Award .....	0	0	9	1,600	9	1.314	1,600	5.956
Not Synopsized due to Emergency .....	3	42	97	2,899	100	14.599	2,941	10.948
Not Synopsized for Other Reasons .....	47	658	529	21,665	576	84.088	22,323	83.096
Women Owned Business .....	1	28	18	714	19	2.774	742	2.762
Full and Open with Only One Bidder/Offeree .....	0	0	14	328	14	2.044	328	1.221

FEDERAL PROCUREMENT DATA SYSTEM

FEDERAL COMMUNICATIONS COMMISSION SNAPSHOT REPORT

Actions Reported in Summary on SF281

Fiscal Year 1987 Through Fourth Quarter

Part I - Total Prime Acquisition Actions

Acquisition Method	Number of Actions	Net Dollar Amount (000)				
		Total	Small Business Concerns	Large Business Concerns	Educational & Non-Profit Institutions	Outside U.S./Outlying Areas
1. Total (2+7+8)	1,980	7,975				
2. Subtotal (3+4+5+6)	1,980	7,975	2,455	5,474	46	0
3. Formally Advertised (Including 2 Step)	7	2,766	0	2,766	0	0
4. Negotiated Competitive	297	1,503	984	519	0	0
5. Negotiated Non-Competitive	1,137	850	454	350	46	0
6. Procurement Under Another Agency's Contracts	539	2,856	1,017	1,839	0	0
6A. GSA Schedules	539	2,856	1,017	1,839	0	0
6B. Another Agency's Contracts	0	0	0	0	0	0
7. Directed Contracts For Foreign Governments	0	0				
8. Tariff Or Regulated Acquisitions	0	0				

Part II - Statistics on Selected Types of Acquisition

Type of Acquisition	Number of Actions	Net Dollar Amount (000)
9. Small Business Total Set-Asides	0	0
10. Small Business Partial Set-Asides	0	0
11. Total Labor Surplus Area Set-Asides	0	0
12. Total Labor Surplus Area/Small Business Set-Asides	0	0
13. Acquisitions From Minority and Disadvantaged Business Enterprises (13A + 13B)	0	0
13A. Directed to Large Or Small Minority Business Enterprises	0	0
13B. Small Business - Disadvantaged 8(A)	0	0
14. Women-Owned Business	0	0

FEDERAL COMMUNICATIONS COMMISSION SNAPSHOT REPORT

Actions Reported Individually on SF279

Fiscal Year 1987 Through Fourth Quarter

	PRE-CICA		POST-CICA		PRE- & POST-CICA			
	Actions	Dollars (000)	Actions	Dollars (000)	Actions	Percents of Actions	Dollars (000)	Percentage of Dollars (000)
Total	13	2,871	25	2,729	38	100.000	5,600	100.000
<b>Subject To Statutory Requirements</b>								
Walsh Healy Act - Mfg	0	0	0	0	0	0.000	0	0.000
Walsh Healy Act - Dealer	0	0	0	0	0	0.000	0	0.000
Service Contract Act	0	0	1	234	1	2.632	234	4.179
Davis Bacon Act	0	0	1	1,000	1	2.632	1,000	17.857
Not subject to Above 3 Acts	13	2,871	23	1,495	36	94.737	4,366	77.964
<b>Kind of Contract Action</b>								
Initial Letter Contract	0	0	0	0	0	0.000	0	0.000
Def. Cont. Superseding Letter Contract	0	0	1	1,000	1	2.632	1,000	17.857
New Definitive Contract	1	26	0	0	1	2.632	26	0.464
Order Under Agency's Contract	6	2,476	5	659	11	28.947	3,135	55.982
Modification	0	0	0	0	0	0.000	0	0.000
GSA Schedule	6	369	18	941	24	63.158	1,310	23.393
Order Under Other Agency's Contract	0	0	1	129	1	2.632	129	2.304
Termination for Default	0	0	0	0	0	0.000	0	0.000
Termination for Convenience	0	0	0	0	0	0.000	0	0.000
<b>Labor Surplus Area (LSA)</b>								
Total Set-Aside	0	0	0	0	0	0.000	0	0.000
Partial Set-Aside (DOD contracts)	0	0	0	0	0	0.000	0	0.000
Tie Bid Preference	0	0	0	0	0	0.000	0	0.000
Total LSA/Small Bus. Set-Aside	0	0	0	0	0	0.000	0	0.000
Comb. Sm. Bus. Partial LSA (DOD contracts)	0	0	0	0	0	0.000	0	0.000
Subtotal:	0	0	0	0	0	0.000	0	0.000
LSA No Preference Given	13	2,871	25	2,729	38	100.000	5,600	100.000
<b>Product or Service</b>								
Supplies & Equipment	2	134	8	498	10	26.316	632	11.286
Research & Development	0	0	0	0	0	0.000	0	0.000
Construction	0	0	1	1,000	1	2.632	1,000	17.857
Architect Engineering	0	0	0	0	0	0.000	0	0.000
Automatic Data Processing Services	0	0	0	0	0	0.000	0	0.000
ADP Equipment, Purchase & Lease	8	1,478	15	997	23	60.526	2,475	44.196
Real Property, Purchase & Lease	0	0	0	0	0	0.000	0	0.000
Other Services	3	1,259	1	234	4	10.526	1,493	26.661

FEDERAL PROCUREMENT DATA SYSTEM  
**FEDERAL COMMUNICATIONS COMMISSION SNAPSHOT REPORT**  
 Actions Reported Individually on SF279  
 Fiscal Year 1987 Through Fourth Quarter

	PRE-CICA		POST-CICA		PRE- & POST-CICA			
	Actions	Dollars (000)	Actions	Dollars (000)	Actions	Percentage of Actions	Dollars (000)	Percentage of Dollars (000)
<b>Methods of Contracting (Pre-CICA)</b>								
2-step Formal Advertising .....	0	0	0	0	0	0.000	0	0.000
Other Formal Advertising .....	10	2,687	0	0	10	26.316	2,687	47.982
Negotiated Competitive .....	3	184	0	0	3	7.895	184	3.286
Negotiated Non-Competitive .....	0	0	0	0	0	0.000	0	0.000
Directed for Foreign Governments .....	0	0	0	0	0	0.000	0	0.000
Tariff or Regulated .....	0	0	0	0	0	0.000	0	0.000
8(a) Awards .....	0	0	0	0	0	0.000	0	0.000
Brand Name For Resale .....	0	0	0	0	0	0.000	0	0.000
<b>Small Business Awards</b>								
Small Business No Preference .....	6	1,288	13	1,862	19	50.000	3,150	56.250
Total Set-Asides .....	0	0	0	0	0	0.000	0	0.000
Partial Set-Asides .....	0	0	0	0	0	0.000	0	0.000
8(a) Awards .....	0	0	0	0	0	0.000	0	0.000
Subtotal:	6	1,288	13	1,862	19	50.000	3,150	56.250
<b>Type of Contract</b>								
Fixed Price .....	13	2,871	25	2,729	38	100.000	5,600	100.000
Cost Reimbursement .....	0	0	0	0	0	0.000	0	0.000
Time & Material .....	0	0	0	0	0	0.000	0	0.000
Labor Hour .....	0	0	0	0	0	0.000	0	0.000
<b>Type of Contractor</b>								
Business Concerns .....	13	2,871	25	2,729	38	100.000	5,600	100.000
Educational & Non-Profit .....	0	0	0	0	0	0.000	0	0.000
State/Local Government .....	0	0	0	0	0	0.000	0	0.000
Non-defined .....	0	0	0	0	0	0.000	0	0.000
<b>Full and Open Competition (Post-CICA)</b>								
Normal Full & Open Competition .....	0	0	10	1,984	10	26.316	1,984	35.429
Architect Engineering .....	0	0	0	0	0	0.000	0	0.000
Basic Research .....	0	0	0	0	0	0.000	0	0.000
Multiple Award .....	0	0	15	745	15	39.474	745	13.304
Alternate Source .....	0	0	0	0	0	0.000	0	0.000
Small Business Set-Aside .....	0	0	0	0	0	0.000	0	0.000
LSA Set-Aside .....	0	0	0	0	0	0.000	0	0.000
LSA/Small Business Set-Aside .....	0	0	0	0	0	0.000	0	0.000
<b>Authority for Other Than Full and Open Competition (Post-CICA)</b>								
<b>Competitive</b>								
Only One Source .....	0	0	0	0	0	0.000	0	0.000
Follow-on Contracts .....	0	0	0	0	0	0.000	0	0.000
Other .....	0	0	0	0	0	0.000	0	0.000
Unusual & Compelling Urgency .....	0	0	0	0	0	0.000	0	0.000
Mobilization/Essential R&D .....	0	0	0	0	0	0.000	0	0.000
International Agreement .....	0	0	0	0	0	0.000	0	0.000
National Security .....	0	0	0	0	0	0.000	0	0.000
Public Interest .....	0	0	0	0	0	0.000	0	0.000
<b>Non-Competitive</b>								
Only One Source .....	0	0	0	0	0	0.000	0	0.000
Follow-on Contracts .....	0	0	0	0	0	0.000	0	0.000
Other .....	0	0	0	0	0	0.000	0	0.000
Unusual & Compelling Urgency .....	0	0	0	0	0	0.000	0	0.000
Mobilization/Essential R&D .....	0	0	0	0	0	0.000	0	0.000
International Agreement .....	0	0	0	0	0	0.000	0	0.000
National Security .....	0	0	0	0	0	0.000	0	0.000
Public Interest .....	0	0	0	0	0	0.000	0	0.000
Not Available for Competition .....	0	0	0	0	0	0.000	0	0.000
<b>Synopsis of Procurement Prior to Award</b>								
Synopsized Prior to Award .....	4	2,255	12	1,869	16	42.105	4,124	73.643
Not Synopsized due to Emergency .....	0	0	0	0	0	0.000	0	0.000
Not Synopsized for Other Reasons .....	9	616	13	860	22	57.895	1,476	26.357
Women Owned Business .....	0	0	0	0	0	0.000	0	0.000
<b>Full and Open with Only One Bidder/Officer</b>								
.....	0	0	3	396	3	7.895	396	7.071

FEDERAL PROCUREMENT DATA SYSTEM  
**FEDERAL ELECTION COMMISSION SNAPSHOT REPORT**  
**Actions Reported in Summary on SF281**  
**Fiscal Year 1987 Through Fourth Quarter**  
**Part I - Total Prime Acquisition Actions**

Acquisition Method	Number of Actions	Net Dollar Amount (000)				
		Total	Small Business Concerns	Large Business Concerns	Educational & Non-Profit Institutions	Outside U.S./ Outlying Areas
1. Total (2+7+8) .....	1,329	913				
2. Subtotal (3+4+5+6) .....	1,267	841	141	688	12	0
3. Formally Advertised (Including 2 Step) .....	0	0	0	0	0	0
4. Negotiated Competitive .....	0	0	0	0	0	0
5. Negotiated Non-Competitive .....	1,150	678	141	525	12	0
6. Procurement Under Another Agency's Contracts .....	117	163	0	163	0	0
6A. GSA Schedules .....	117	163	0	163	0	0
6B. Another Agency's Contracts .....	0	0	0	0	0	0
7. Directed Contracts For Foreign Governments .....	0	0				
8. Tariff Or Regulated Acquisitions .....	62	72				

**Part II - Statistics on Selected Types of Acquisition**

Type of Acquisition	Number of Actions	Net Dollar Amount (000)
9. Small Business Total Set-Asides .....	0	0
10. Small Business Partial Set-Asides .....	0	0
11. Total Labor Surplus Area Set-Asides .....	0	0
12. Total Labor Surplus Area/Small Business Set-Asides .....	0	0
13. Acquisitions From Minority and Disadvantaged Business Enterprises (13A + 13B) .....	0	0
13A. Directed to Large Or Small Minority Business Enterprises .....	0	0
13B. Small Business - Disadvantaged 8(A) .....	0	0
14. Women-Owned Business .....	0	0

**FEDERAL ELECTION COMMISSION SNAPSHOT REPORT**  
**Actions Reported Individually on SF279**  
**Fiscal Year 1987 Through Fourth Quarter**

	PRE-CICA		POST-CICA		PRE- & POST-CICA			
	Actions	Dollars (000)	Actions	Dollars (000)	Actions	Percents of Actions	Dollars (000)	Percentage of Dollars (000)
Total .....	10	515	12	556	22	100.000	1,071	100.000
<b>Subject To Statutory Requirements</b>								
Walsh Healy Act - Mfg .....	0	0	0	0	0	0.000	0	0.000
Walsh Healy Act - Dealer .....	0	0	0	0	0	0.000	0	0.000
Service Contract Act .....	0	0	0	0	0	0.000	0	0.000
Davis Bacon Act .....	0	0	0	0	0	0.000	0	0.000
Not subject to Above 3 Acts .....	10	515	12	556	22	100.000	1,071	100.000
<b>Kind of Contract Action</b>								
Initial Letter Contract .....	0	0	0	0	0	0.000	0	0.000
Def. Cont. Superseding Letter Contract .....	0	0	0	0	0	0.000	0	0.000
New Definitive Contract .....	0	0	1	40	1	4.545	40	3.735
Order Under Agency's Contract .....	9	489	10	489	19	86.364	978	91.317
Modification .....	0	0	0	0	0	0.000	0	0.000
GSA Schedule .....	1	26	0	0	1	4.545	26	2.428
Order Under Other Agency's Contract .....	0	0	1	27	1	4.545	27	2.521
Termination for Default .....	0	0	0	0	0	0.000	0	0.000
Termination for Convenience .....	0	0	0	0	0	0.000	0	0.000
<b>Labor Surplus Area (LSA)</b>								
Total Set-Aside .....	0	0	0	0	0	0.000	0	0.000
Partial Set-Aside (DOD contracts) .....	0	0	0	0	0	0.000	0	0.000
Tie Bid Preference .....	0	0	0	0	0	0.000	0	0.000
Total LSA/Small Bus. Set-Aside .....	0	0	0	0	0	0.000	0	0.000
Comb. Sm. Bus. Partial LSA (DOD contracts) .....	0	0	0	0	0	0.000	0	0.000
Subtotal: .....	0	0	0	0	0	0.000	0	0.000
<b>LSA No Preference Given .....</b>	<b>10</b>	<b>515</b>	<b>12</b>	<b>556</b>	<b>22</b>	<b>100.000</b>	<b>1,071</b>	<b>100.000</b>
<b>Product or Service</b>								
Supplies & Equipment .....	1	26	0	0	1	4.545	26	2.428
Research & Development .....	0	0	0	0	0	0.000	0	0.000
Construction .....	0	0	0	0	0	0.000	0	0.000
Architect Engineering .....	0	0	0	0	0	0.000	0	0.000
Automatic Data Processing Services .....	9	489	8	386	17	77.273	875	81.699
ADP Equipment, Purchase & Lease .....	0	0	0	0	0	0.000	0	0.000
Real Property, Purchase & Lease .....	0	0	0	0	0	0.000	0	0.000
Other Services .....	0	0	4	170	4	18.182	170	15.873

FEDERAL PROCUREMENT DATA SYSTEM  
**FEDERAL ELECTION COMMISSION SNAPSHOT REPORT**  
 Actions Reported Individually on SF279  
 Fiscal Year 1987 Through Fourth Quarter

	PRE-CICA		POST-CICA		PRE- & POST-CICA			
	Actions	Dollars (000)	Actions	Dollars (000)	Actions	Percentage of Actions	Dollars (000)	Percentage of Dollars (000)
<b>Methods of Contracting (Pre-CICA)</b>								
2-step Formal Advertising .....	9	489	0	0	9	40.909	489	45.658
Other Formal Advertising .....	0	0	0	0	0	0.000	0	0.000
Negotiated Competitive .....	1	26	0	0	1	4.545	26	2.428
Negotiated Non-Competitive .....	0	0	0	0	0	0.000	0	0.000
Directed for Foreign Governments .....	0	0	0	0	0	0.000	0	0.000
Tariff or Regulated .....	0	0	0	0	0	0.000	0	0.000
8(a) Awards .....	0	0	0	0	0	0.000	0	0.000
Brand Name For Resale .....	0	0	0	0	0	0.000	0	0.000
<b>Small Business Awards</b>								
Small Business No Preference .....	1	26	1	77	2	9.091	103	9.617
Total Set-Asides .....	0	0	0	0	0	0.000	0	0.000
Partial Set-Asides .....	0	0	0	0	0	0.000	0	0.000
8(a) Awards .....	0	0	0	0	0	0.000	0	0.000
Subtotal:	1	26	1	77	2	9.091	103	9.617
<b>Type of Contract</b>								
Fixed Price .....	10	515	12	556	22	100.000	1,071	100.000
Cost Reimbursement .....	0	0	0	0	0	0.000	0	0.000
Time & Material .....	0	0	0	0	0	0.000	0	0.000
Labor Hour .....	0	0	0	0	0	0.000	0	0.000
<b>Type of Contractor</b>								
Business Concerns .....	10	515	12	556	22	100.000	1,071	100.000
Educational & Non-Profit .....	0	0	0	0	0	0.000	0	0.000
State/Local Government .....	0	0	0	0	0	0.000	0	0.000
Non-defined .....	0	0	0	0	0	0.000	0	0.000
<b>Full and Open Competition (Post-CICA)</b>								
Normal Full & Open Competition .....	0	0	12	556	12	54.545	556	51.914
Architect Engineering .....	0	0	0	0	0	0.000	0	0.000
Basic Research .....	0	0	0	0	0	0.000	0	0.000
Multiple Award .....	0	0	0	0	0	0.000	0	0.000
Alternate Source .....	0	0	0	0	0	0.000	0	0.000
Small Business Set-Aside .....	0	0	0	0	0	0.000	0	0.000
LSA Set-Aside .....	0	0	0	0	0	0.000	0	0.000
LSA/Small Business Set-Aside .....	0	0	0	0	0	0.000	0	0.000
<b>Authority for Other Than Full and Open Competition (Post-CICA)</b>								
Competitive								
Only One Source .....	0	0	0	0	0	0.000	0	0.000
Follow-on Contracts .....	0	0	0	0	0	0.000	0	0.000
Other .....	0	0	0	0	0	0.000	0	0.000
Unusual & Compelling Urgency .....	0	0	0	0	0	0.000	0	0.000
Mobilization/Essential R&D .....	0	0	0	0	0	0.000	0	0.000
International Agreement .....	0	0	0	0	0	0.000	0	0.000
National Security .....	0	0	0	0	0	0.000	0	0.000
Public Interest .....	0	0	0	0	0	0.000	0	0.000
Non-Competitive								
Only One Source .....	0	0	0	0	0	0.000	0	0.000
Follow-on Contracts .....	0	0	0	0	0	0.000	0	0.000
Other .....	0	0	0	0	0	0.000	0	0.000
Unusual & Compelling Urgency .....	0	0	0	0	0	0.000	0	0.000
Mobilization/Essential R&D .....	0	0	0	0	0	0.000	0	0.000
International Agreement .....	0	0	0	0	0	0.000	0	0.000
National Security .....	0	0	0	0	0	0.000	0	0.000
Public Interest .....	0	0	0	0	0	0.000	0	0.000
Not Available for Competition .....	0	0	0	0	0	0.000	0	0.000
<b>Synopsis of Procurement Prior to Award</b>								
Synopsized Prior to Award .....	9	489	10	503	19	86.364	992	92.624
Not Synopsized due to Emergency .....	0	0	0	0	0	0.000	0	0.000
Not Synopsized for Other Reasons .....	1	26	2	53	3	13.636	79	7.376
Women Owned Business .....	0	0	0	0	0	0.000	0	0.000
Full and Open with Only One Bidder/Offeror .....	0	0	0	0	0	0.000	0	0.000

FEDERAL PROCUREMENT DATA SYSTEM  
**FEDERAL EMERGENCY MANAGEMENT AGENCY SNAPSHOT REPORT**  
 Actions Reported in Summary on SF281  
 Fiscal Year 1987 Through Fourth Quarter

Part I - Total Prime Acquisition Actions

Acquisition Method	Number of Actions	Net Dollar Amount (000)				
		Total	Small Business Concerns	Large Business Concerns	Educational & Non-Profit Institutions	Outside U.S./ Outlying Areas
1. Total (2+7+8) .....	6,043	12,175				
2. Subtotal (3+4+5+6) .....	5,951	11,639	8,851	2,326	462	0
3. Formally Advertised (Including 2 Step) .....	0	0	0	0	0	0
4. Negotiated Competitive .....	2,042	4,211	3,791	346	74	0
5. Negotiated Non-Competitive .....	2,748	3,865	2,563	1,087	215	0
6. Procurement Under Another Agency's Contracts .....	1,161	3,563	2,497	893	173	0
6A. GSA Schedules .....	1,131	3,470	2,441	888	141	0
6B. Another Agency's Contracts .....	30	93	56	5	32	0
7. Directed Contracts For Foreign Governments .....	0	0				
8. Tariff Or Regulated Acquisitions .....	92	536				

Part II - Statistics on Selected Types of Acquisition

Type of Acquisition	Number of Actions	Net Dollar Amount (000)
9. Small Business Total Set-Asides .....	2,841	5,738
10. Small Business Partial Set-Asides .....	0	0
11. Total Labor Surplus Area Set-Asides .....	22	37
12. Total Labor Surplus Area/Small Business Set-Asides .....	1	10
13. Acquisitions From Minority and Disadvantaged Business Enterprises (13A + 13B) .....	38	276
13A. Directed to Large Or Small Minority Business Enterprises .....	31	232
13B. Small Business - Disadvantaged 8(A) .....	7	44
14. Women-Owned Business .....	24	84

**FEDERAL EMERGENCY MANAGEMENT AGENCY SNAPSHOT REPORT**  
 Actions Reported Individually on SF279  
 Fiscal Year 1987 Through Fourth Quarter

	PRE-CICA		POST-CICA		PRE-& POST-CICA			
	Actions	Dollars (000)	Actions	Dollars (000)	Actions	Percents of Actions	Dollars (000)	Percentage of Dollars (000)
Total .....	206	125,139	258	79,263	464	100.000	204,402	100.000
<b>Subject To Statutory Requirements</b>								
Walsh Healy Act - Mfg .....	23	2,128	31	2,036	54	11.638	4,164	2.037
Walsh Healy Act - Dealer .....	0	0	13	1,149	13	2.802	1,149	0.562
Service Contract Act .....	47	7,764	36	3,639	83	17.888	11,403	5.579
Davis Bacon Act .....	0	0	24	6,894	24	5.172	6,894	3.373
Not subject to Above 3 Acts .....	136	115,247	154	65,545	290	62.500	180,792	88.449
<b>Kind of Contract Action</b>								
Initial Letter Contract .....	0	0	0	0	0	0.000	0	0.000
Def. Cont. Superseding Letter Contract .....	0	0	0	0	0	0.000	0	0.000
New Definitive Contract .....	0	0	116	32,822	116	25.000	32,822	16.058
Order Under Agency's Contract .....	80	1,875	24	3,100	104	22.414	4,975	2.434
Modification .....	103	121,653	97	41,721	200	43.103	163,374	79.928
GSA Schedule .....	19	1,375	21	1,620	40	8.621	2,995	1.465
Order Under Other Agency's Contract .....	4	236	0	0	4	0.862	236	0.115
Termination for Default .....	0	0	0	0	0	0.000	0	0.000
Termination for Convenience .....	0	0	0	0	0	0.000	0	0.000
<b>Labor Surplus Area (LSA)</b>								
Total Set-Aside .....	1	6	0	0	1	0.216	6	0.003
Partial Set-Aside (DOD contracts) .....	0	0	0	0	0	0.000	0	0.000
Tie Bid Preference .....	0	0	0	0	0	0.000	0	0.000
Total LSA/Small Bus. Set-Aside .....	0	0	0	0	0	0.000	0	0.000
Comb. Sm. Bus. Partial LSA (DOD contracts) .....	0	0	0	0	0	0.000	0	0.000
Subtotal: .....	1	6	0	0	1	0.216	6	0.003
<b>LSA No Preference Given</b> .....	205	125,133	258	79,263	463	99.784	204,396	99.997
<b>Product or Service</b>								
Supplies & Equipment .....	24	55,137	54	11,007	78	16.810	66,144	32.360
Research & Development .....	2	290	2	105	4	0.862	395	0.193
Construction .....	0	0	24	6,894	24	5.172	6,894	3.373
Architect Engineering .....	73	917	39	23,750	112	24.138	24,667	12.068
Automatic Data Processing Services .....	9	351	24	1,600	33	7.112	1,951	0.954
ADP Equipment, Purchase & Lease .....	7	204	22	6,691	29	6.250	6,895	3.373
Real Property, Purchase & Lease .....	0	0	1	42	1	0.216	42	0.021
Other Services .....	91	68,240	92	29,174	183	39.440	97,414	47.658

FEDERAL PROCUREMENT DATA SYSTEM  
**FEDERAL EMERGENCY MANAGEMENT AGENCY SNAPSHOT REPORT**  
 Actions Reported Individually on SF279  
 Fiscal Year 1987 Through Fourth Quarter

	PRE-CICA		POST-CICA		PRE- & POST-CICA			
	Actions	Dollars (000)	Actions	Dollars (000)	Actions	Percentage of Actions	Dollars (000)	Percentage of Dollars (000)
<b>Methods of Contracting (Pre-CICA)</b>								
2-step Formal Advertising .....	0	0	0	0	0	0.000	0	0.000
Other Formal Advertising .....	4	441	0	0	4	0.862	441	0.218
Negotiated Competitive .....	160	100,837	0	0	160	34.483	100,837	49.333
Negotiated Non-Competitive .....	10	11,318	0	0	10	2.155	11,318	5.537
Directed for Foreign Governments .....	0	0	0	0	0	0.000	0	0.000
Tariff or Regulated .....	19	11,142	0	0	19	4.095	11,142	5.451
8(a) Awards .....	13	1,401	0	0	13	2.802	1,401	0.685
Brand Name For Resale .....	0	0	0	0	0	0.000	0	0.000
<b>Small Business Awards</b>								
Small Business No Preference .....	40	9,473	101	21,317	141	30.388	30,790	15.063
Total Set-Asides .....	13	1,600	11	2,532	24	5.172	4,132	2.022
Partial Set-Asides .....	0	0	0	0	0	0.000	0	0.000
8(a) Awards .....	13	1,401	27	3,265	40	8.621	4,666	2.283
Subtotal:	66	12,474	139	27,114	205	44.181	39,588	19.368
<b>Type of Contract</b>								
Fixed Price .....	60	7,966	146	27,592	206	44.397	35,558	17.396
Cost Reimbursement .....	90	112,042	110	51,491	200	43.103	163,533	80.006
Time & Material .....	2	250	2	180	4	0.862	430	0.210
Labor Hour .....	54	4,881	0	0	54	11.638	4,881	2.388
<b>Type of Contractor</b>								
Business Concerns .....	202	124,478	246	76,928	448	96.552	201,406	98.534
Educational & Non-Profit .....	4	661	12	2,335	16	3.448	2,996	1.466
State/Local Government .....	0	0	0	0	0	0.000	0	0.000
Non-defined .....	0	0	0	0	0	0.000	0	0.000
<b>Full and Open Competition (Post-CICA)</b>								
Normal Full & Open Competition .....	0	0	101	28,307	101	21.767	28,307	13.849
Architect Engineering .....	0	0	33	23,030	33	7.112	23,030	11.267
Basic Research .....	0	0	0	0	0	0.000	0	0.000
Multiple Award .....	0	0	26	1,699	26	5.603	1,699	0.831
Alternate Source .....	0	0	0	0	0	0.000	0	0.000
Small Business Set-Aside .....	0	0	11	2,532	11	2.371	2,532	1.239
LSA Set-Aside .....	0	0	0	0	0	0.000	0	0.000
LSA/Small Business Set-Aside .....	0	0	0	0	0	0.000	0	0.000
<b>Authority for Other Than Full and Open Competition (Post-CICA)</b>								
Competitive								
Only One Source .....	0	0	16	961	16	3.448	961	0.470
Follow-on Contracts .....	0	0	0	0	0	0.000	0	0.000
Other .....	0	0	2	60	2	0.431	60	0.029
Unusual & Compelling Urgency .....	0	0	1	85	1	0.216	85	0.042
Mobilization/Essential R&D .....	0	0	0	0	0	0.000	0	0.000
International Agreement .....	0	0	0	0	0	0.000	0	0.000
National Security .....	0	0	3	1,202	3	0.647	1,202	0.588
Public Interest .....	0	0	1	79	1	0.216	79	0.039
Non-Competitive								
Only One Source .....	0	0	14	3,973	14	3.017	3,973	1.944
Follow-on Contracts .....	0	0	1	1,450	1	0.216	1,450	0.709
Other .....	0	0	13	9,821	13	2.802	9,821	4.805
Unusual & Compelling Urgency .....	0	0	3	115	3	0.647	115	0.056
Mobilization/Essential R&D .....	0	0	0	0	0	0.000	0	0.000
International Agreement .....	0	0	0	0	0	0.000	0	0.000
National Security .....	0	0	1	587	1	0.216	587	0.287
Public Interest .....	0	0	0	0	0	0.000	0	0.000
Not Available for Competition .....	32	12,543	32	5,362	64	13.793	17,905	8.760
<b>Synopsis of Procurement Prior to Award</b>								
Synopsized Prior to Award .....	141	107,982	191	63,942	332	71.552	171,924	84.111
Not Synopsized due to Emergency .....	3	363	5	224	8	1.724	587	0.287
Not Synopsized for Other Reasons .....	62	16,794	62	15,097	124	26.724	31,891	15.602
Women Owned Business .....	4	85	2	182	6	1.293	267	0.131
Full and Open with Only One Bidder/Offeror .....	0	0	45	34,280	45	9.698	34,280	16.771

FEDERAL LABOR RELATIONS AUTHORITY SNAPSHOT REPORT

Actions Reported in Summary on SF281

Fiscal Year 1987 Through Fourth Quarter

Part I - Total Prime Acquisition Actions

Acquisition Method	Number of Actions	Net Dollar Amount (000)				
		Total	Small Business Concerns	Large Business Concerns	Educational & Non-Profit Institutions	Outside U.S./ Outlying Areas
1. Total (2+7+8) .....	1,048	519				
2. Subtotal (3+4+5+6) .....	1,048	519	206	312	1	0
3. Formally Advertised (Including 2 Step) .....	11	37	37	0	0	0
4. Negotiated Competitive .....	415	71	63	8	0	0
5. Negotiated Non-Competitive .....	286	130	51	78	1	0
6. Procurement Under Another Agency's Contracts .....	336	281	55	226	0	0
6A. GSA Schedules .....	335	273	55	218	0	0
6B. Another Agency's Contracts .....	1	8	0	8	0	0
7. Directed Contracts For Foreign Governments .....	0	0				
8. Tariff Or Regulated Acquisitions .....	0	0				

Part II - Statistics on Selected Types of Acquisition

Type of Acquisition	Number of Actions	Net Dollar Amount (000)
9. Small Business Total Set-Asides .....	701	206
10. Small Business Partial Set-Asides .....	0	0
11. Total Labor Surplus Area Set-Asides .....	431	105
12. Total Labor Surplus Area/Small Business Set-Asides .....	398	11
13. Acquisitions From Minority and Disadvantaged Business Enterprises (13A + 13B) .....	0	0
13A. Directed to Large Or Small Minority Business Enterprises .....	0	0
13B. Small Business - Disadvantaged 8(A) .....	0	0
14. Women-Owned Business .....	377	9

FEDERAL LABOR RELATIONS AUTHORITY SNAPSHOT REPORT

Actions Reported Individually on SF279

Fiscal Year 1987 Through Fourth Quarter

	PRE-CICA		POST-CICA		PRE-& POST-CICA			
	Actions	Dollars (000)	Actions	Dollars (000)	Actions	Percents of Actions	Dollars (000)	Percentage of Dollars (000)
Total .....	1	26	5	174	6	100.000	200	100.000
<b>Subject To Statutory Requirements</b>								
Walsh Healy Act - Mfg .....	1	26	2	122	3	50.000	148	74.000
Walsh Healy Act - Dealer .....	0	0	0	0	0	0.000	0	0.000
Service Contract Act .....	0	0	2	24	2	33.333	24	12.000
Davis Bacon Act .....	0	0	0	0	0	0.000	0	0.000
Not subject to Above 3 Acts .....	0	0	1	28	1	16.667	28	14.000
<b>Kind of Contract Action</b>								
Initial Letter Contract .....	0	0	0	0	0	0.000	0	0.000
Def. Cont. Superseding Letter Contract .....	0	0	0	0	0	0.000	0	0.000
New Definitive Contract .....	0	0	1	23	1	16.667	23	11.500
Order Under Agency's Contract .....	0	0	0	0	0	0.000	0	0.000
Modification .....	1	26	2	94	3	50.000	120	60.000
GSA Schedule .....	0	0	1	29	1	16.667	29	14.500
Order Under Other Agency's Contract .....	0	0	1	28	1	16.667	28	14.000
Termination for Default .....	0	0	0	0	0	0.000	0	0.000
Termination for Convenience .....	0	0	0	0	0	0.000	0	0.000
<b>Labor Surplus Area (LSA)</b>								
Total Set-Aside .....	0	0	0	0	0	0.000	0	0.000
Partial Set-Aside (DOD contracts) .....	0	0	0	0	0	0.000	0	0.000
Tie Bid Preference .....	0	0	0	0	0	0.000	0	0.000
Total LSA/Small Bus. Set-Aside .....	0	0	0	0	0	0.000	0	0.000
Comb. Sm. Bus. Partial LSA (DOD contracts) .....	0	0	0	0	0	0.000	0	0.000
Subtotal: .....	0	0	0	0	0	0.000	0	0.000
<b>LSA No Preference Given</b> .....	1	26	5	174	6	100.000	200	100.000
<b>Product or Service</b>								
Supplies & Equipment .....	1	26	1	28	2	33.333	54	27.000
Research & Development .....	0	0	0	0	0	0.000	0	0.000
Construction .....	0	0	0	0	0	0.000	0	0.000
Architect Engineering .....	0	0	0	0	0	0.000	0	0.000
Automatic Data Processing Services .....	0	0	0	0	0	0.000	0	0.000
ADP Equipment, Purchase & Lease .....	0	0	1	93	1	16.667	93	46.500
Real Property, Purchase & Lease .....	0	0	0	0	0	0.000	0	0.000
Other Services .....	0	0	3	53	3	50.000	53	26.500



FEDERAL PROCUREMENT DATA SYSTEM  
**FEDERAL LABOR RELATIONS AUTHORITY SNAPSHOT REPORT**  
 Actions Reported Individually on SF279  
 Fiscal Year 1987 Through Fourth Quarter

	PRE-CICA		POST-CICA		PRE- & POST-CICA			
	Actions	Dollars (000)	Actions	Dollars (000)	Actions	Percentage of Actions	Dollars (000)	Percentage of Dollars (000)
<b>Methods of Contracting (Pre-CICA)</b>								
2-step Formal Advertising .....	0	0	0	0	0	0.000	0	0.000
Other Formal Advertising .....	0	0	0	0	0	0.000	0	0.000
Negotiated Competitive .....	1	26	0	0	1	16.667	26	13.000
Negotiated Non-Competitive .....	0	0	0	0	0	0.000	0	0.000
Directed for Foreign Governments .....	0	0	0	0	0	0.000	0	0.000
Tariff or Regulated .....	0	0	0	0	0	0.000	0	0.000
8(a) Awards .....	0	0	0	0	0	0.000	0	0.000
Brand Name For Resale .....	0	0	0	0	0	0.000	0	0.000
<b>Small Business Awards</b>								
Small Business No Preference .....	0	0	0	0	0	0.000	0	0.000
Total Set-Asides .....	0	0	2	24	2	33.333	24	12.000
Partial Set-Asides .....	0	0	0	0	0	0.000	0	0.000
8(a) Awards .....	0	0	0	0	0	0.000	0	0.000
Subtotal:	0	0	2	24	2	33.333	24	12.000
<b>Type of Contract</b>								
Fixed Price .....	1	26	5	174	6	100.000	200	100.000
Cost Reimbursement .....	0	0	0	0	0	0.000	0	0.000
Time & Material .....	0	0	0	0	0	0.000	0	0.000
Labor Hour .....	0	0	0	0	0	0.000	0	0.000
<b>Type of Contractor</b>								
Business Concerns .....	1	26	5	174	6	100.000	200	100.000
Educational & Non-Profit .....	0	0	0	0	0	0.000	0	0.000
State/Local Government .....	0	0	0	0	0	0.000	0	0.000
Non-defined .....	0	0	0	0	0	0.000	0	0.000
<b>Full and Open Competition (Post-CICA)</b>								
Normal Full & Open Competition .....	0	0	1	28	1	16.667	28	14.000
Architect Engineering .....	0	0	0	0	0	0.000	0	0.000
Basic Research .....	0	0	0	0	0	0.000	0	0.000
Multiple Award .....	0	0	2	122	2	33.333	122	61.000
Alternate Source .....	0	0	0	0	0	0.000	0	0.000
Small Business Set-Aside .....	0	0	2	24	2	33.333	24	12.000
LSA Set-Aside .....	0	0	0	0	0	0.000	0	0.000
LSA/Small Business Set-Aside .....	0	0	0	0	0	0.000	0	0.000
<b>Authority for Other Than Full and Open Competition (Post-CICA)</b>								
Competitive								
Only One Source .....	0	0	0	0	0	0.000	0	0.000
Follow-on Contracts .....	0	0	0	0	0	0.000	0	0.000
Other .....	0	0	0	0	0	0.000	0	0.000
Unusual & Compelling Urgency .....	0	0	0	0	0	0.000	0	0.000
Mobilization/Essential R&D .....	0	0	0	0	0	0.000	0	0.000
International Agreement .....	0	0	0	0	0	0.000	0	0.000
National Security .....	0	0	0	0	0	0.000	0	0.000
Public Interest .....	0	0	0	0	0	0.000	0	0.000
Non-Competitive								
Only One Source .....	0	0	0	0	0	0.000	0	0.000
Follow-on Contracts .....	0	0	0	0	0	0.000	0	0.000
Other .....	0	0	0	0	0	0.000	0	0.000
Unusual & Compelling Urgency .....	0	0	0	0	0	0.000	0	0.000
Mobilization/Essential R&D .....	0	0	0	0	0	0.000	0	0.000
International Agreement .....	0	0	0	0	0	0.000	0	0.000
National Security .....	0	0	0	0	0	0.000	0	0.000
Public Interest .....	0	0	0	0	0	0.000	0	0.000
Not Available for Competition .....	0	0	0	0	0	0.000	0	0.000
<b>Synopsis of Procurement Prior to Award</b>								
Synopsized Prior to Award .....	0	0	3	117	3	50.000	117	58.500
Not Synopsized due to Emergency .....	0	0	0	0	0	0.000	0	0.000
Not Synopsized for Other Reasons .....	1	26	2	57	3	50.000	83	41.500
Women Owned Business .....	0	0	0	0	0	0.000	0	0.000
Full and Open with Only One Bidder/Offeror .....	0	0	0	0	0	0.000	0	0.000

FEDERAL PROCUREMENT DATA SYSTEM  
**FEDERAL MARITIME COMMISSION SNAPSHOT REPORT**

Actions Reported in Summary on SF281  
 Fiscal Year 1987 Through Fourth Quarter

**Part I - Total Prime Acquisition Actions**

Acquisition Method	Number of Actions	Net Dollar Amount (000)				
		Total	Small Business Concerns	Large Business Concerns	Educational & Non-Profit Institutions	Outside U.S./ Outlying Areas
1. Total (2+7+8)	299	299				
2. Subtotal (3+4+5+6)	299	299	221	78	0	0
3. Formally Advertised (Including 2 Step)	0	0	0	0	0	0
4. Negotiated Competitive	237	237	185	52	0	0
5. Negotiated Non-Competitive	3	3	0	3	0	0
6. Procurement Under Another Agency's Contracts	59	59	36	23	0	0
6A. GSA Schedules	57	57	36	21	0	0
6B. Another Agency's Contracts	2	2	0	2	0	0
7. Directed Contracts For Foreign Governments	0	0				
8. Tariff Or Regulated Acquisitions	0	0				

**Part II - Statistics on Selected Types of Acquisition**

Type of Acquisition	Number of Actions	Net Dollar Amount (000)
9. Small Business Total Set-Asides	0	0
10. Small Business Partial Set-Asides	0	0
11. Total Labor Surplus Area Set-Asides	0	0
12. Total Labor Surplus Area/Small Business Set-Asides	0	0
13. Acquisitions From Minority and Disadvantaged Business Enterprises (13A + 13B)	0	0
13A. Directed to Large Or Small Minority Business Enterprises	0	0
13B. Small Business - Disadvantaged 8(A)	0	0
14. Women-Owned Business	0	0

\*\*\* FAILED TO REPORT THIS QUARTER \*\*\*

**FEDERAL MARITIME COMMISSION SNAPSHOT REPORT**

Actions Reported Individually on SF279  
 Fiscal Year 1987 Through Fourth Quarter

	PRE-CICA		POST-CICA		PRE- & POST-CICA			
	Actions	Dollars (000)	Actions	Dollars (000)	Actions	Percents of Actions	Dollars (000)	Percentage of Dollars (000)
Total	0	0	1	11	1	100.000	11	100.000
<b>Subject To Statutory Requirements</b>								
Walsh Healy Act - Mfg	0	0	0	0	0	0.000	0	0.000
Walsh Healy Act - Dealer	0	0	0	0	0	0.000	0	0.000
Service Contract Act	0	0	0	0	0	0.000	0	0.000
Davis Bacon Act	0	0	0	0	0	0.000	0	0.000
Not subject to Above 3 Acts	0	0	1	11	1	100.000	11	100.000
<b>Kind of Contract Action</b>								
Initial Letter Contract	0	0	1	11	1	100.000	11	100.000
Def. Cont. Superseding Letter Contract	0	0	0	0	0	0.000	0	0.000
New Definitive Contract	0	0	0	0	0	0.000	0	0.000
Order Under Agency's Contract	0	0	0	0	0	0.000	0	0.000
Modification	0	0	0	0	0	0.000	0	0.000
GSA Schedule	0	0	0	0	0	0.000	0	0.000
Order Under Other Agency's Contract	0	0	0	0	0	0.000	0	0.000
Termination for Default	0	0	0	0	0	0.000	0	0.000
Termination for Convenience	0	0	0	0	0	0.000	0	0.000
<b>Labor Surplus Area (LSA)</b>								
Total Set-Aside	0	0	0	0	0	0.000	0	0.000
Partial Set-Aside (DOD contracts)	0	0	0	0	0	0.000	0	0.000
Tie Bid Preference	0	0	0	0	0	0.000	0	0.000
Total LSA/Small Bus. Set-Aside	0	0	0	0	0	0.000	0	0.000
Comb. Sm. Bus. Partial LSA (DOD contracts)	0	0	0	0	0	0.000	0	0.000
Subtotal:	0	0	0	0	0	0.000	0	0.000
LSA No Preference Given	0	0	1	11	1	100.000	11	100.000
<b>Product or Service</b>								
Supplies & Equipment	0	0	0	0	0	0.000	0	0.000
Research & Development	0	0	0	0	0	0.000	0	0.000
Construction	0	0	0	0	0	0.000	0	0.000
Architect Engineering	0	0	0	0	0	0.000	0	0.000
Automatic Data Processing Services	0	0	0	0	0	0.000	0	0.000
ADP Equipment, Purchase & Lease	0	0	0	0	0	0.000	0	0.000
Real Property, Purchase & Lease	0	0	0	0	0	0.000	0	0.000
Other Services	0	0	1	11	1	100.000	11	100.000

\*\*\* FAILED TO REPORT THIS QUARTER \*\*\*

FEDERAL PROCUREMENT DATA SYSTEM  
**FEDERAL MARITIME COMMISSION SNAPSHOT REPORT**  
 Actions Reported Individually on SF279  
 Fiscal Year 1987 Through Fourth Quarter

	PRE-CICA		POST-CICA		PRE- & POST-CICA			
	Actions	Dollars (000)	Actions	Dollars (000)	Actions	Percentage of Actions	Dollars (000)	Percentage of Dollars (000)
<b>Methods of Contracting (Pre-CICA)</b>								
2-step Formal Advertising .....	0	0	0	0	0	0.000	0	0.000
Other Formal Advertising .....	0	0	0	0	0	0.000	0	0.000
Negotiated Competitive .....	0	0	0	0	0	0.000	0	0.000
Negotiated Non-Competitive .....	0	0	0	0	0	0.000	0	0.000
Directed for Foreign Governments .....	0	0	0	0	0	0.000	0	0.000
Tariff or Regulated .....	0	0	0	0	0	0.000	0	0.000
8(a) Awards .....	0	0	0	0	0	0.000	0	0.000
Brand Name For Resale .....	0	0	0	0	0	0.000	0	0.000
<b>Small Business Awards</b>								
Small Business No Preference .....	0	0	0	0	0	0.000	0	0.000
Total Set-Asides .....	0	0	0	0	0	0.000	0	0.000
Partial Set-Asides .....	0	0	0	0	0	0.000	0	0.000
8(a) Awards .....	0	0	0	0	0	0.000	0	0.000
Subtotal:	0	0	0	0	0	0.000	0	0.000
<b>Type of Contract</b>								
Fixed Price .....	0	0	1	11	1	100.000	11	100.000
Cost Reimbursement .....	0	0	0	0	0	0.000	0	0.000
Time & Material .....	0	0	0	0	0	0.000	0	0.000
Labor Hour .....	0	0	0	0	0	0.000	0	0.000
<b>Type of Contractor</b>								
Business Concerns .....	0	0	1	11	1	100.000	11	100.000
Educational & Non-Profit .....	0	0	0	0	0	0.000	0	0.000
State/Local Government .....	0	0	0	0	0	0.000	0	0.000
Non-defined .....	0	0	0	0	0	0.000	0	0.000
<b>Full and Open Competition (Post-CICA)</b>								
Normal Full & Open Competition .....	0	0	0	0	0	0.000	0	0.000
Architect Engineering .....	0	0	0	0	0	0.000	0	0.000
Basic Research .....	0	0	0	0	0	0.000	0	0.000
Multiple Award .....	0	0	0	0	0	0.000	0	0.000
Alternate Source .....	0	0	0	0	0	0.000	0	0.000
Small Business Set-Aside .....	0	0	0	0	0	0.000	0	0.000
LSA Set-Aside .....	0	0	0	0	0	0.000	0	0.000
LSA/Small Business Set-Aside .....	0	0	0	0	0	0.000	0	0.000
<b>Authority for Other Than Full and Open Competition (Post-CICA)</b>								
<b>Competitive</b>								
Only One Source .....	0	0	0	0	0	0.000	0	0.000
Follow-on Contracts .....	0	0	0	0	0	0.000	0	0.000
Other .....	0	0	0	0	0	0.000	0	0.000
Unusual & Compelling Urgency .....	0	0	0	0	0	0.000	0	0.000
Mobilization/Essential R&D .....	0	0	0	0	0	0.000	0	0.000
International Agreement .....	0	0	0	0	0	0.000	0	0.000
National Security .....	0	0	0	0	0	0.000	0	0.000
Public Interest .....	0	0	0	0	0	0.000	0	0.000
<b>Non-Competitive</b>								
Only One Source .....	0	0	0	0	0	0.000	0	0.000
Follow-on Contracts .....	0	0	0	0	0	0.000	0	0.000
Other .....	0	0	0	0	0	0.000	0	0.000
Unusual & Compelling Urgency .....	0	0	0	0	0	0.000	0	0.000
Mobilization/Essential R&D .....	0	0	0	0	0	0.000	0	0.000
International Agreement .....	0	0	0	0	0	0.000	0	0.000
National Security .....	0	0	0	0	0	0.000	0	0.000
Public Interest .....	0	0	0	0	0	0.000	0	0.000
Not Available for Competition .....	0	0	1	11	1	100.000	11	100.000
<b>Synopsis of Procurement Prior to Award</b>								
Synopsized Prior to Award .....	0	0	0	0	0	0.000	0	0.000
Not Synopsized due to Emergency .....	0	0	0	0	0	0.000	0	0.000
Not Synopsized for Other Reasons .....	0	0	1	11	1	100.000	11	100.000
Women Owned Business .....	0	0	0	0	0	0.000	0	0.000
Full and Open with Only One Bidder/Officer .....	0	0	0	0	0	0.000	0	0.000

\*\*\* FAILED TO REPORT THIS QUARTER \*\*\*

FEDERAL PROCUREMENT DATA SYSTEM

FEDERAL MEDIATION & CONCILIATION SERVICE SNAPSHOT REPORT

Actions Reported in Summary on SF281

Fiscal Year 1987 Through Fourth Quarter

Part I - Total Prime Acquisition Actions

Acquisition Method	Number of Actions	Net Dollar Amount (000)				
		Total	Small Business Concerns	Large Business Concerns	Educational & Non-Profit Institutions	Outside U.S./ Outlying Areas
1. Total (2+7+8)	442	638				
2. Subtotal (3+4+5+6)	442	638	94	544	0	0
3. Formally Advertised (Including 2 Step)	0	0	0	0	0	0
4. Negotiated Competitive	0	0	0	0	0	0
5. Negotiated Non-Competitive	313	516	67	449	0	0
6. Procurement Under Another Agency's Contracts	129	122	27	95	0	0
6A. GSA Schedules	129	122	27	95	0	0
6B. Another Agency's Contracts	0	0	0	0	0	0
7. Directed Contracts For Foreign Governments	0	0				
8. Tariff Or Regulated Acquisitions	0	0				

Part II - Statistics on Selected Types of Acquisition

Type of Acquisition	Number of Actions	Net Dollar Amount (000)
9. Small Business Total Set-Asides	3	2
10. Small Business Partial Set-Asides	0	0
11. Total Labor Surplus Area Set-Asides	0	0
12. Total Labor Surplus Area/Small Business Set-Asides	0	0
13. Acquisitions From Minority and Disadvantaged Business Enterprises (13A + 13B)	0	0
13A. Directed to Large Or Small Minority Business Enterprises	0	0
13B. Small Business - Disadvantaged 8(A)	0	0
14. Women-Owned Business	2	4

FEDERAL MEDIATION & CONCILIATION SERVICE SNAPSHOT REPORT

Actions Reported Individually on SF279

Fiscal Year 1987 Through Fourth Quarter

	PRE-CICA		POST-CICA		PRE- & POST-CICA			
	Actions	Dollars (000)	Actions	Dollars (000)	Actions	Percents of Actions	Dollars (000)	Percentage of Dollars (000)
Total	1	35	4	108	5	100.000	143	100.000
<b>Subject To Statutory Requirements</b>								
Walsh Healy Act - Mfg	1	35	4	108	5	100.000	143	100.000
Walsh Healy Act - Dealer	0	0	0	0	0	0.000	0	0.000
Service Contract Act	0	0	0	0	0	0.000	0	0.000
Davis Bacon Act	0	0	0	0	0	0.000	0	0.000
Not subject to Above 3 Acts	0	0	0	0	0	0.000	0	0.000
<b>Kind of Contract Action</b>								
Initial Letter Contract	0	0	0	0	0	0.000	0	0.000
Def. Cont. Superseding Letter Contract	0	0	2	64	2	40.000	64	44.755
New Definitive Contract	0	0	2	44	2	40.000	44	30.769
Order Under Agency's Contract	0	0	0	0	0	0.000	0	0.000
Modification	0	0	0	0	0	0.000	0	0.000
GSA Schedule	1	35	0	0	1	20.000	35	24.476
Order Under Other Agency's Contract	0	0	0	0	0	0.000	0	0.000
Termination for Default	0	0	0	0	0	0.000	0	0.000
Termination for Convenience	0	0	0	0	0	0.000	0	0.000
<b>Labor Surplus Area (LSA)</b>								
Total Set-Aside	0	0	0	0	0	0.000	0	0.000
Partial Set-Aside (DOD contracts)	0	0	0	0	0	0.000	0	0.000
Tie Bid Preference	0	0	0	0	0	0.000	0	0.000
Total LSA/Small Bus. Set-Aside	0	0	0	0	0	0.000	0	0.000
Comb. Sm. Bus. Partial LSA (DOD contracts)	0	0	0	0	0	0.000	0	0.000
Subtotal:	0	0	0	0	0	0.000	0	0.000
<b>LSA No Preference Given</b>	1	35	4	108	5	100.000	143	100.000
<b>Product or Service</b>								
Supplies & Equipment	1	35	0	0	1	20.000	35	24.476
Research & Development	0	0	0	0	0	0.000	0	0.000
Construction	0	0	0	0	0	0.000	0	0.000
Architect Engineering	0	0	0	0	0	0.000	0	0.000
Automatic Data Processing Services	0	0	0	0	0	0.000	0	0.000
ADP Equipment, Purchase & Lease	0	0	4	108	4	80.000	108	75.524
Real Property, Purchase & Lease	0	0	0	0	0	0.000	0	0.000
Other Services	0	0	0	0	0	0.000	0	0.000

FEDERAL PROCUREMENT DATA SYSTEM

FEDERAL MEDIATION & CONCILIATION SERVICE SNAPSHOT REPORT

Actions Reported Individually on SF279

Fiscal Year 1987 Through Fourth Quarter

	PRE-CICA		POST-CICA		PRE- & POST-CICA			
	Actions	Dollars (000)	Actions	Dollars (000)	Actions	Percentage of Actions	Dollars (000)	Percentage of Dollars (000)
<b>Methods of Contracting (Pre-CICA)</b>								
2-step Formal Advertising	0	0	0	0	0	0.000	0	0.000
Other Formal Advertising	0	0	0	0	0	0.000	0	0.000
Negotiated Competitive	1	35	0	0	1	20.000	35	24.476
Negotiated Non-Competitive	0	0	0	0	0	0.000	0	0.000
Directed for Foreign Governments	0	0	0	0	0	0.000	0	0.000
Tariff or Regulated	0	0	0	0	0	0.000	0	0.000
8(a) Awards	0	0	0	0	0	0.000	0	0.000
Brand Name For Resale	0	0	0	0	0	0.000	0	0.000
<b>Small Business Awards</b>								
Small Business No Preference	0	0	0	0	0	0.000	0	0.000
Total Set-Asides	0	0	0	0	0	0.000	0	0.000
Partial Set-Asides	0	0	0	0	0	0.000	0	0.000
8(a) Awards	0	0	0	0	0	0.000	0	0.000
Subtotal:	0	0	0	0	0	0.000	0	0.000
<b>Type of Contract</b>								
Fixed Price	1	35	4	108	5	100.000	143	100.000
Cost Reimbursement	0	0	0	0	0	0.000	0	0.000
Time & Material	0	0	0	0	0	0.000	0	0.000
Labor Hour	0	0	0	0	0	0.000	0	0.000
<b>Type of Contractor</b>								
Business Concerns	1	35	4	108	5	100.000	143	100.000
Educational & Non-Profit	0	0	0	0	0	0.000	0	0.000
State/Local Government	0	0	0	0	0	0.000	0	0.000
Non-defined	0	0	0	0	0	0.000	0	0.000
<b>Full and Open Competition (Post-CICA)</b>								
Normal Full & Open Competition	0	0	4	108	4	80.000	108	75.524
Architect Engineering	0	0	0	0	0	0.000	0	0.000
Basic Research	0	0	0	0	0	0.000	0	0.000
Multiple Award	0	0	0	0	0	0.000	0	0.000
Alternate Source	0	0	0	0	0	0.000	0	0.000
Small Business Set-Aside	0	0	0	0	0	0.000	0	0.000
LSA Set-Aside	0	0	0	0	0	0.000	0	0.000
LSA/Small Business Set-Aside	0	0	0	0	0	0.000	0	0.000
<b>Authority for Other Than Full and Open Competition (Post-CICA)</b>								
<b>Competitive</b>								
Only One Source	0	0	0	0	0	0.000	0	0.000
Follow-on Contracts	0	0	0	0	0	0.000	0	0.000
Other	0	0	0	0	0	0.000	0	0.000
Unusual & Compelling Urgency	0	0	0	0	0	0.000	0	0.000
Mobilization/Essential R&D	0	0	0	0	0	0.000	0	0.000
International Agreement	0	0	0	0	0	0.000	0	0.000
National Security	0	0	0	0	0	0.000	0	0.000
Public Interest	0	0	0	0	0	0.000	0	0.000
<b>Non-Competitive</b>								
Only One Source	0	0	0	0	0	0.000	0	0.000
Follow-on Contracts	0	0	0	0	0	0.000	0	0.000
Other	0	0	0	0	0	0.000	0	0.000
Unusual & Compelling Urgency	0	0	0	0	0	0.000	0	0.000
Mobilization/Essential R&D	0	0	0	0	0	0.000	0	0.000
International Agreement	0	0	0	0	0	0.000	0	0.000
National Security	0	0	0	0	0	0.000	0	0.000
Public Interest	0	0	0	0	0	0.000	0	0.000
Not Available for Competition	0	0	0	0	0	0.000	0	0.000
<b>Synopsis of Procurement Prior to Award</b>								
Synopsized Prior to Award	1	35	4	108	5	100.000	143	100.000
Not Synopsized due to Emergency	0	0	0	0	0	0.000	0	0.000
Not Synopsized for Other Reasons	0	0	0	0	0	0.000	0	0.000
Women Owned Business	0	0	0	0	0	0.000	0	0.000
Full and Open with Only One Bidder/Officer	0	0	1	41	1	20.000	41	28.671

FEDERAL PROCUREMENT DATA SYSTEM  
**FEDERAL MINE SAFETY & HEALTH REVIEW COMM SNAPSHOT REPORT**

Actions Reported in Summary on SF281

Fiscal Year 1987 Through Fourth Quarter

**Part I - Total Prime Acquisition Actions**

Acquisition Method	Number of Actions	Net Dollar Amount (000)				
		Total	Small Business Concerns	Large Business Concerns	Educational & Non-Profit Institutions	Outside U.S./ Outlying Areas
1. Total (2+7+8) .....	170	234				
2. Subtotal (3+4+5+6) .....	170	234	234	0	0	0
3. Formally Advertised (Including 2 Step) .....	0	0	0	0	0	0
4. Negotiated Competitive .....	0	0	0	0	0	0
5. Negotiated Non-Competitive .....	0	0	0	0	0	0
6. Procurement Under Another Agency's Contracts .....	170	234	234	0	0	0
6A. GSA Schedules .....	170	234	234	0	0	0
6B. Another Agency's Contracts .....	0	0	0	0	0	0
7. Directed Contracts For Foreign Governments .....	0	0				
8. Tariff Or Regulated Acquisitions .....	0	0				

**Part II - Statistics on Selected Types of Acquisition**

Type of Acquisition	Number of Actions	Net Dollar Amount (000)
9. Small Business Total Set-Asides .....	0	0
10. Small Business Partial Set-Asides .....	0	0
11. Total Labor Surplus Area Set-Asides .....	0	0
12. Total Labor Surplus Area/Small Business Set-Asides .....	0	0
13. Acquisitions From Minority and Disadvantaged Business Enterprises (13A + 13B) .....	0	0
13A. Directed to Large Or Small Minority Business Enterprises .....	0	0
13B. Small Business - Disadvantaged 8(A) .....	0	0
14. Women-Owned Business .....	0	0

**FEDERAL MINE SAFETY & HEALTH REVIEW COMM SNAPSHOT REPORT**

Actions Reported Individually on SF279

Fiscal Year 1987 Through Fourth Quarter

	PRE-CICA		POST-CICA		PRE- & POST-CICA			
	Actions	Dollars (000)	Actions	Dollars (000)	Actions	Percents of Actions	Dollars (000)	Percentage of Dollars (000)
Total .....	0	0	0	0	0	0.000	0	0.000
<b>Subject To Statutory Requirements</b>								
Walsh Healy Act - Mfg .....	0	0	0	0	0	0.000	0	0.000
Walsh Healy Act - Dealer .....	0	0	0	0	0	0.000	0	0.000
Service Contract Act .....	0	0	0	0	0	0.000	0	0.000
Davis Bacon Act .....	0	0	0	0	0	0.000	0	0.000
Not subject to Above 3 Acts .....	0	0	0	0	0	0.000	0	0.000
<b>Kind of Contract Action</b>								
Initial Letter Contract .....	0	0	0	0	0	0.000	0	0.000
Def. Cont. Superseding Letter Contract .....	0	0	0	0	0	0.000	0	0.000
New Definitive Contract .....	0	0	0	0	0	0.000	0	0.000
Order Under Agency's Contract .....	0	0	0	0	0	0.000	0	0.000
Modification .....	0	0	0	0	0	0.000	0	0.000
GSA Schedule .....	0	0	0	0	0	0.000	0	0.000
Order Under Other Agency's Contract .....	0	0	0	0	0	0.000	0	0.000
Termination for Default .....	0	0	0	0	0	0.000	0	0.000
Termination for Convenience .....	0	0	0	0	0	0.000	0	0.000
<b>Labor Surplus Area (LSA)</b>								
Total Set-Aside .....	0	0	0	0	0	0.000	0	0.000
Partial Set-Aside (DOD contracts) .....	0	0	0	0	0	0.000	0	0.000
Tie Bid Preference .....	0	0	0	0	0	0.000	0	0.000
Total LSA/Small Bus. Set-Aside .....	0	0	0	0	0	0.000	0	0.000
Comb. Sm. Bus. Partial LSA (DOD contracts) ..	0	0	0	0	0	0.000	0	0.000
Subtotal: .....	0	0	0	0	0	0.000	0	0.000
LSA No Preference Given .....	0	0	0	0	0	0.000	0	0.000
<b>Product or Service</b>								
Supplies & Equipment .....	0	0	0	0	0	0.000	0	0.000
Research & Development .....	0	0	0	0	0	0.000	0	0.000
Construction .....	0	0	0	0	0	0.000	0	0.000
Architect Engineering .....	0	0	0	0	0	0.000	0	0.000
Automatic Data Processing Services .....	0	0	0	0	0	0.000	0	0.000
ADP Equipment, Purchase & Lease .....	0	0	0	0	0	0.000	0	0.000
Real Property, Purchase & Lease .....	0	0	0	0	0	0.000	0	0.000
Other Services .....	0	0	0	0	0	0.000	0	0.000

FEDERAL PROCUREMENT DATA SYSTEM  
**FEDERAL MINE SAFETY & HEALTH REVIEW COMM SNAPSHOT REPORT**  
 Actions Reported Individually on SF279  
 Fiscal Year 1987 Through Fourth Quarter

	PRE-CICA		POST-CICA		PRE- & POST-CICA			
	Actions	Dollars (000)	Actions	Dollars (000)	Actions	Percentage of Actions	Dollars (000)	Percentage of Dollars (000)
<b>Methods of Contracting (Pre-CICA)</b>								
2-step Formal Advertising .....	0	0	0	0	0	0.000	0	0.000
Other Formal Advertising .....	0	0	0	0	0	0.000	0	0.000
Negotiated Competitive .....	0	0	0	0	0	0.000	0	0.000
Negotiated Non-Competitive .....	0	0	0	0	0	0.000	0	0.000
Directed for Foreign Governments .....	0	0	0	0	0	0.000	0	0.000
Tariff or Regulated .....	0	0	0	0	0	0.000	0	0.000
8(a) Awards .....	0	0	0	0	0	0.000	0	0.000
Brand Name For Resale .....	0	0	0	0	0	0.000	0	0.000
<b>Small Business Awards</b>								
Small Business No Preference .....	0	0	0	0	0	0.000	0	0.000
Total Set-Asides .....	0	0	0	0	0	0.000	0	0.000
Partial Set-Asides .....	0	0	0	0	0	0.000	0	0.000
8(a) Awards .....	0	0	0	0	0	0.000	0	0.000
Subtotal:	0	0	0	0	0	0.000	0	0.000
<b>Type of Contract</b>								
Fixed Price .....	0	0	0	0	0	0.000	0	0.000
Cost Reimbursement .....	0	0	0	0	0	0.000	0	0.000
Time & Material .....	0	0	0	0	0	0.000	0	0.000
Labor Hour .....	0	0	0	0	0	0.000	0	0.000
<b>Type of Contractor</b>								
Business Concerns .....	0	0	0	0	0	0.000	0	0.000
Educational & Non-Profit .....	0	0	0	0	0	0.000	0	0.000
State/Local Government .....	0	0	0	0	0	0.000	0	0.000
Non-defined .....	0	0	0	0	0	0.000	0	0.000
<b>Full and Open Competition (Post-CICA)</b>								
Normal Full & Open Competition .....	0	0	0	0	0	0.000	0	0.000
Architect Engineering .....	0	0	0	0	0	0.000	0	0.000
Basic Research .....	0	0	0	0	0	0.000	0	0.000
Multiple Award .....	0	0	0	0	0	0.000	0	0.000
Alternate Source .....	0	0	0	0	0	0.000	0	0.000
Small Business Set-Aside .....	0	0	0	0	0	0.000	0	0.000
LSA Set-Aside .....	0	0	0	0	0	0.000	0	0.000
LSA/Small Business Set-Aside .....	0	0	0	0	0	0.000	0	0.000
<b>Authority for Other Than Full and Open Competition (Post-CICA)</b>								
<b>Competitive</b>								
Only One Source .....	0	0	0	0	0	0.000	0	0.000
Follow-on Contracts .....	0	0	0	0	0	0.000	0	0.000
Other .....	0	0	0	0	0	0.000	0	0.000
Unusual & Compelling Urgency .....	0	0	0	0	0	0.000	0	0.000
Mobilization/Essential R&D .....	0	0	0	0	0	0.000	0	0.000
International Agreement .....	0	0	0	0	0	0.000	0	0.000
National Security .....	0	0	0	0	0	0.000	0	0.000
Public Interest .....	0	0	0	0	0	0.000	0	0.000
<b>Non-Competitive</b>								
Only One Source .....	0	0	0	0	0	0.000	0	0.000
Follow-on Contracts .....	0	0	0	0	0	0.000	0	0.000
Other .....	0	0	0	0	0	0.000	0	0.000
Unusual & Compelling Urgency .....	0	0	0	0	0	0.000	0	0.000
Mobilization/Essential R&D .....	0	0	0	0	0	0.000	0	0.000
International Agreement .....	0	0	0	0	0	0.000	0	0.000
National Security .....	0	0	0	0	0	0.000	0	0.000
Public Interest .....	0	0	0	0	0	0.000	0	0.000
Not Available for Competition .....	0	0	0	0	0	0.000	0	0.000
<b>Synopsis of Procurement Prior to Award</b>								
Synopsized Prior to Award .....	0	0	0	0	0	0.000	0	0.000
Not Synopsized due to Emergency .....	0	0	0	0	0	0.000	0	0.000
Not Synopsized for Other Reasons .....	0	0	0	0	0	0.000	0	0.000
Women Owned Business .....	0	0	0	0	0	0.000	0	0.000
Full and Open with Only One Bidder/Officer .....	0	0	0	0	0	0.000	0	0.000

FEDERAL PROCUREMENT DATA SYSTEM  
**FEDERAL TRADE COMMISSION SNAPSHOT REPORT**

Actions Reported in Summary on SF281

Fiscal Year 1987 Through Fourth Quarter

**Part I - Total Prime Acquisition Actions**

Acquisition Method	Number of Actions	Net Dollar Amount (000)				
		Total	Small Business Concerns	Large Business Concerns	Educational & Non-Profit Institutions	Outside U.S./ Outlying Areas
1. Total (2+7+8)	2,344	3,682	2,298	1,111	273	0
2. Subtotal (3+4+5+6)	2,344	3,682	0	0	0	0
3. Formally Advertised (Including 2 Step)	0	0	1,277	115	36	0
4. Negotiated Competitive	328	1,428	727	295	73	0
5. Negotiated Non-Competitive	1,652	1,095	294	701	164	0
6. Procurement Under Another Agency's Contracts	364	1,159	282	660	0	0
6A. GSA Schedules	292	942	12	41	164	0
6B. Another Agency's Contracts	72	217				
7. Directed Contracts For Foreign Governments	0	0				
8. Tariff Or Regulated Acquisitions	0	0				

**Part II - Statistics on Selected Types of Acquisition**

Type of Acquisition	Number of Actions	Net Dollar Amount (000)
9. Small Business Total Set-Asides	0	0
10. Small Business Partial Set-Asides	0	0
11. Total Labor Surplus Area Set-Asides	0	0
12. Total Labor Surplus Area/Small Business Set-Asides	30	99
13. Acquisitions From Minority and Disadvantaged Business Enterprises (13A + 13B)	9	27
13A. Directed to Large Or Small Minority Business Enterprises	21	72
13B. Small Business - Disadvantaged 8(A)	35	105
14. Women-Owned Business		

**FEDERAL TRADE COMMISSION SNAPSHOT REPORT**

Actions Reported Individually on SF279

Fiscal Year 1987 Through Fourth Quarter

	PRE-CICA		POST-CICA		PRE- & POST-CICA			
	Actions	Dollars (000)	Actions	Dollars (000)	Actions	Percents of Actions	Dollars (000)	Percentage of Dollars (000)
Total	9	521	26	2,507	35	100.000	3,028	100.000
<b>Subject To Statutory Requirements</b>								
Walsh Healy Act - Mfg	0	0	3	154	3	8.571	154	5.086
Walsh Healy Act - Dealer	1	49	0	0	1	2.857	49	1.618
Service Contract Act	7	607	6	651	13	37.143	1,258	41.546
Davis Bacon Act	0	0	0	0	0	0.000	0	0.000
Not subject to Above 3 Acts	1	-135	17	1,702	18	51.429	1,567	51.750
<b>Kind of Contract Action</b>								
Initial Letter Contract	0	0	0	0	0	0.000	0	0.000
Def. Cont. Superseding Letter Contract	0	0	0	0	0	0.000	0	0.000
New Definitive Contract	0	0	7	626	7	20.000	626	20.674
Order Under Agency's Contract	1	223	8	984	9	25.714	1,207	39.861
Modification	3	-9	6	543	9	25.714	534	17.635
GSA Schedule	5	307	3	154	8	22.857	461	15.225
Order Under Other Agency's Contract	0	0	2	200	2	5.714	200	6.605
Termination for Default	0	0	0	0	0	0.000	0	0.000
Termination for Convenience	0	0	0	0	0	0.000	0	0.000
<b>Labor Surplus Area (LSA)</b>								
Total Set-Aside	0	0	0	0	0	0.000	0	0.000
Partial Set-Aside (DOD contracts)	0	0	0	0	0	0.000	0	0.000
Tie Bid Preference	0	0	0	0	0	0.000	0	0.000
Total LSA/Small Bus. Set-Aside	0	0	0	0	0	0.000	0	0.000
Comb. Sm. Bus. Partial LSA (DOD contracts)	0	0	0	0	0	0.000	0	0.000
Subtotal:	0	0	0	0	0	0.000	0	0.000
LSA No Preference Given	9	521	26	2,507	35	100.000	3,028	100.000
<b>Product or Service</b>								
Supplies & Equipment	0	0	1	60	1	2.857	60	1.982
Research & Development	0	0	0	0	0	0.000	0	0.000
Construction	0	0	0	0	0	0.000	0	0.000
Architect Engineering	0	0	0	0	0	0.000	0	0.000
Automatic Data Processing Services	2	65	5	500	7	20.000	565	18.659
ADP Equipment, Purchase & Lease	1	49	7	899	8	22.857	948	31.308
Real Property, Purchase & Lease	0	0	0	0	0	0.000	0	0.000
Other Services	6	407	13	1,048	19	54.286	1,455	48.052



FEDERAL PROCUREMENT DATA SYSTEM  
**FEDERAL TRADE COMMISSION SNAPSHOT REPORT**  
 Actions Reported Individually on SF279  
 Fiscal Year 1987 Through Fourth Quarter

	PRE-CICA		POST-CICA		PRE- & POST-CICA			
	Actions	Dollars (000)	Actions	Dollars (000)	Actions	Percentage of Actions	Dollars (000)	Percentage of Dollars (000)
<b>Methods of Contracting (Pre-CICA)</b>								
2-step Formal Advertising .....	0	0	0	0	0	0.000	0	0.000
Other Formal Advertising .....	0	0	0	0	0	0.000	0	0.000
Negotiated Competitive .....	9	521	0	0	9	25.714	521	17.208
Negotiated Non-Competitive .....	0	0	0	0	0	0.000	0	0.000
Directed for Foreign Governments .....	0	0	0	0	0	0.000	0	0.000
Tariff or Regulated .....	0	0	0	0	0	0.000	0	0.000
8(a) Awards .....	0	0	0	0	0	0.000	0	0.000
Brand Name For Resale .....	0	0	0	0	0	0.000	0	0.000
<b>Small Business Awards</b>								
Small Business No Preference .....	3	362	7	530	10	28.571	892	29.458
Total Set-Asides .....	0	0	1	369	1	2.857	369	12.186
Partial Set-Asides .....	0	0	0	0	0	0.000	0	0.000
8(a) Awards .....	0	0	6	577	6	17.143	577	19.055
Subtotal:	3	362	14	1,476	17	48.571	1,838	60.700
<b>Type of Contract</b>								
Fixed Price .....	9	521	26	2,507	35	100.000	3,028	100.000
Cost Reimbursement .....	0	0	0	0	0	0.000	0	0.000
Time & Material .....	0	0	0	0	0	0.000	0	0.000
Labor Hour .....	0	0	0	0	0	0.000	0	0.000
<b>Type of Contractor</b>								
Business Concerns .....	9	521	25	2,447	34	97.143	2,968	98.018
Educational & Non-Profit .....	0	0	0	0	0	0.000	0	0.000
State/Local Government .....	0	0	1	60	1	2.857	60	1.982
Non-defined .....	0	0	0	0	0	0.000	0	0.000
<b>Full and Open Competition (Post-CICA)</b>								
Normal Full & Open Competition .....	0	0	12	1,090	12	34.286	1,090	35.997
Architect Engineering .....	0	0	0	0	0	0.000	0	0.000
Basic Research .....	0	0	0	0	0	0.000	0	0.000
Multiple Award .....	0	0	3	154	3	8.571	154	5.086
Alternate Source .....	0	0	0	0	0	0.000	0	0.000
Small Business Set-Aside .....	0	0	1	369	1	2.857	369	12.186
LSA Set-Aside .....	0	0	0	0	0	0.000	0	0.000
LSA/Small Business Set-Aside .....	0	0	0	0	0	0.000	0	0.000
<b>Authority for Other Than Full and Open Competition (Post-CICA)</b>								
<b>Competitive</b>								
Only One Source .....	0	0	0	0	0	0.000	0	0.000
Follow-on Contracts .....	0	0	0	0	0	0.000	0	0.000
Other .....	0	0	0	0	0	0.000	0	0.000
Unusual & Compelling Urgency .....	0	0	0	0	0	0.000	0	0.000
Mobilization/Essential R&D .....	0	0	0	0	0	0.000	0	0.000
International Agreement .....	0	0	0	0	0	0.000	0	0.000
National Security .....	0	0	0	0	0	0.000	0	0.000
Public Interest .....	0	0	0	0	0	0.000	0	0.000
<b>Non-Competitive</b>								
Only One Source .....	0	0	1	57	1	2.857	57	1.882
Follow-on Contracts .....	0	0	0	0	0	0.000	0	0.000
Other .....	0	0	0	0	0	0.000	0	0.000
Unusual & Compelling Urgency .....	0	0	0	0	0	0.000	0	0.000
Mobilization/Essential R&D .....	0	0	0	0	0	0.000	0	0.000
International Agreement .....	0	0	0	0	0	0.000	0	0.000
National Security .....	0	0	0	0	0	0.000	0	0.000
Public Interest .....	0	0	0	0	0	0.000	0	0.000
Not Available for Competition .....	0	0	9	837	9	25.714	837	27.642
<b>Synopsis of Procurement Prior to Award</b>								
Synopsized Prior to Award .....	2	259	14	1,516	16	45.714	1,775	58.620
Not Synopsized due to Emergency .....	0	0	0	0	0	0.000	0	0.000
Not Synopsized for Other Reasons .....	7	262	12	991	19	54.286	1,253	41.380
Women Owned Business .....	1	223	6	530	7	20.000	753	24.868
Full and Open with Only One Bidder/Offeree .....	0	0	0	0	0	0.000	0	0.000

FEDERAL PROCUREMENT DATA SYSTEM  
**GENERAL SERVICES ADMINISTRATION SNAPSHOT REPORT**

Actions Reported in Summary on SF281

Fiscal Year 1987 Through Fourth Quarter

**Part I - Total Prime Acquisition Actions**

Acquisition Method	Number of Actions	Net Dollar Amount (000)				
		Total	Small Business Concerns	Large Business Concerns	Educational & Non-Profit Institutions	Outside U.S./ Outlying Areas
1. Total (2+7+8)	526,420	477,434				
2. Subtotal (3+4+5+6)	526,410	477,429	279,712	153,673	43,842	202
3. Formally Advertised (Including 2 Step)	86,233	199,194	124,766	74,197	33	198
4. Negotiated Competitive	329,949	200,993	132,060	65,761	3,168	4
5. Negotiated Non-Competitive	73,550	53,120	11,058	2,347	39,715	0
6. Procurement Under Another Agency's Contracts	36,678	24,122	11,828	11,368	926	0
6A. GSA Schedules	30,520	20,959	10,242	10,620	97	0
6B. Another Agency's Contracts	6,158	3,163	1,586	748	829	0
7. Directed Contracts For Foreign Governments	0	0				
8. Tariff Or Regulated Acquisitions	10	5				

**Part II - Statistics on Selected Types of Acquisition**

Type of Acquisition	Number of Actions	Net Dollar Amount (000)
9. Small Business Total Set-Asides	60,900	93,725
10. Small Business Partial Set-Asides	87	51
11. Total Labor Surplus Area Set-Asides	663	1,653
12. Total Labor Surplus Area/Small Business Set-Asides	4,103	4,006
13. Acquisitions From Minority and Disadvantaged Business Enterprises (13A + 13B)	6,208	4,553
13A. Directed to Large Or Small Minority Business Enterprises	6,041	4,150
13B. Small Business - Disadvantaged 8(A)	167	403
14. Women-Owned Business	13,488	6,791

**GENERAL SERVICES ADMINISTRATION SNAPSHOT REPORT**

Actions Reported Individually on SF279

Fiscal Year 1987 Through Fourth Quarter

	PRE-CICA		POST-CICA		PRE- & POST-CICA			
	Actions	Dollars (000)	Actions	Dollars (000)	Actions	Percents of Actions	Dollars (000)	Percentage of Dollars (000)
<b>Total</b>	15,520	680,499	20,923	923,158	36,443	100.000	1,603,657	100.000
<b>Subject To Statutory Requirements</b>								
Walsh Healy Act - Mfg	528	23,743	11,769	523,003	12,297	33.743	546,746	34.094
Walsh Healy Act - Dealer	124	7,587	1,054	84,121	1,178	3.232	91,708	5.719
Service Contract Act	942	104,149	653	99,280	1,595	4.377	203,429	12.685
Davis Bacon Act	45	2,097	637	83,928	682	1.871	86,025	5.364
Not subject to Above 3 Acts	13,881	542,923	6,810	132,826	20,691	56.776	675,749	42.138
<b>Kind of Contract Action</b>								
Initial Letter Contract	0	0	7	109	7	0.019	109	0.007
Def. Cont. Superseding Letter Contract	0	0	3	1,158	3	0.008	1,158	0.072
New Definitive Contract	1	35	1,404	352,661	1,405	3.855	352,696	21.993
Order Under Agency's Contract	14,536	613,641	17,002	426,797	31,538	86.541	1,040,438	64.879
Modification	425	37,551	726	90,426	1,151	3.158	127,977	7.980
GSA Schedule	558	29,272	1,779	51,946	2,337	6.413	81,218	5.065
Order Under Other Agency's Contract	0	0	0	0	0	0.000	0	0.000
Termination for Default	0	0	1	15	1	0.003	15	0.001
Termination for Convenience	0	0	1	46	1	0.003	46	0.003
<b>Labor Surplus Area (LSA)</b>								
Total Set-Aside	15	3,402	138	10,403	153	0.420	13,805	0.861
Partial Set-Aside (DOD contracts)	0	0	0	0	0	0.000	0	0.000
Tie Bid Preference	11	64	3	1,060	14	0.038	1,124	0.070
Total LSA/Small Bus. Set-Aside	31	6,764	328	48,193	359	0.985	54,957	3.427
Comb. Sm. Bus. Partial LSA (DOD contracts)	0	0	0	0	0	0.000	0	0.000
Subtotal:	57	10,230	469	59,656	526	1.443	69,886	4.358
<b>LSA No Preference Given</b>	15,463	670,269	20,454	863,502	35,917	98.557	1,533,771	95.642
<b>Product or Service</b>								
Supplies & Equipment	711	33,947	15,996	699,053	16,707	45.844	733,000	45.708
Research & Development	0	0	0	0	0	0.000	0	0.000
Construction	70	3,361	699	87,181	769	2.110	90,542	5.646
Architect Engineering	73	3,719	46	5,141	119	0.327	8,860	0.552
Automatic Data Processing Services	832	85,001	260	35,265	1,092	2.996	120,266	7.499
ADP Equipment, Purchase & Lease	44	2,377	27	1,068	71	0.195	3,445	0.215
Real Property, Purchase & Lease	13,011	171,054	3,420	25,818	16,431	45.087	196,872	12.276
Other Services	779	381,040	475	69,632	1,254	3.441	450,672	28.103

FEDERAL PROCUREMENT DATA SYSTEM  
**GENERAL SERVICES ADMINISTRATION SNAPSHOT REPORT**  
 Actions Reported Individually on SF279  
 Fiscal Year 1987 Through Fourth Quarter

	PRE-CICA		POST-CICA		PRE- & POST-CICA			
	Actions	Dollars (000)	Actions	Dollars (000)	Actions	Percentage of Actions	Dollars (000)	Percentage of Dollars (000)
<b>Methods of Contracting (Pre-CICA)</b>								
2-step Formal Advertising	0	0	0	0	0	0.000	0	0.000
Other Formal Advertising	73	3,780	0	0	73	0.200	3,780	0.236
Negotiated Competitive	9,532	231,579	0	0	9,532	26.156	231,579	14.441
Negotiated Non-Competitive	5,060	72,890	0	0	5,060	13.885	72,890	4.545
Directed for Foreign Governments	0	0	0	0	0	0.000	0	0.000
Tariff or Regulated	661	357,990	0	0	661	1.814	357,990	22.323
8(a) Awards	194	14,260	0	0	194	0.532	14,260	0.889
Brand Name For Resale	0	0	0	0	0	0.000	0	0.000
<b>Small Business Awards</b>								
Small Business No Preference	11,560	144,980	8,274	243,307	19,834	54.425	388,287	24.213
Total Set-Asides	245	21,536	3,342	175,404	3,587	9.843	196,940	12.281
Partial Set-Asides	11	64	0	0	11	0.030	64	0.004
8(a) Awards	194	14,260	64	7,215	258	0.708	21,475	1.339
Subtotal:	12,010	180,840	11,680	425,926	23,690	65.006	606,766	37.836
<b>Type of Contract</b>								
Fixed Price	15,414	669,894	20,758	891,235	36,172	99.256	1,561,129	97.348
Cost Reimbursement	36	4,813	164	31,903	200	0.549	36,716	2.290
Time & Material	1	140	1	20	2	0.005	160	0.010
Labor Hour	69	5,652	0	0	69	0.189	5,652	0.352
<b>Type of Contractor</b>								
Business Concerns	15,091	668,515	17,747	833,989	32,838	90.108	1,502,504	93.692
Educational & Non-Profit	234	10,860	3,103	88,692	3,337	9.157	99,552	6.208
State/Local Government	195	1,124	60	213	255	0.700	1,337	0.083
Non-defined	0	0	13	264	13	0.036	264	0.016
<b>Full and Open Competition (Post-CICA)</b>								
Normal Full & Open Competition	0	0	10,590	530,734	10,590	29.059	530,734	33.095
Architect Engineering	0	0	26	3,483	26	0.071	3,483	0.217
Basic Research	0	0	0	0	0	0.000	0	0.000
Multiple Award	0	0	194	10,474	194	0.532	10,474	0.653
Alternate Source	0	0	0	0	0	0.000	0	0.000
Small Business Set-Aside	0	0	3,105	144,230	3,105	8.520	144,230	8.994
LSA Set-Aside	0	0	69	6,922	69	0.189	6,922	0.432
LSA/Small Business Set-Aside	0	0	237	31,174	237	0.650	31,174	1.944
<b>Authority for Other Than Full and Open Competition (Post-CICA)</b>								
<b>Competitive</b>								
Only One Source	0	0	5	2,565	5	0.014	2,565	0.160
Follow-on Contracts	0	0	0	0	0	0.000	0	0.000
Other	0	0	26	1,479	26	0.071	1,479	0.092
Unusual & Compelling Urgency	0	0	89	19,657	89	0.244	19,657	1.226
Mobilization/Essential R&D	0	0	0	0	0	0.000	0	0.000
International Agreement	0	0	0	0	0	0.000	0	0.000
National Security	0	0	1	104	1	0.003	104	0.006
Public Interest	0	0	6	83	6	0.016	83	0.005
<b>Non-Competitive</b>								
Only One Source	0	0	2,910	28,482	2,910	7.985	28,482	1.776
Follow-on Contracts	0	0	1	28	1	0.003	28	0.002
Other	0	0	98	2,486	98	0.269	2,486	0.155
Unusual & Compelling Urgency	0	0	15	709	15	0.041	709	0.044
Mobilization/Essential R&D	0	0	0	0	0	0.000	0	0.000
International Agreement	0	0	0	0	0	0.000	0	0.000
National Security	0	0	14	32,719	14	0.038	32,719	2.040
Public Interest	0	0	0	0	0	0.000	0	0.000
Not Available for Competition	855	372,250	3,195	102,450	4,050	11.113	474,700	29.601
<b>Synopsis of Procurement Prior to Award</b>								
Synopsized Prior to Award	1	35	782	271,924	783	2.149	271,959	16.959
Not Synopsized due to Emergency	0	0	147	27,821	147	0.403	27,821	1.735
Not Synopsized for Other Reasons	15,519	680,464	19,994	623,413	35,513	97.448	1,303,877	81.306
Women Owned Business	493	6,746	489	22,268	982	2.695	29,014	1.809
Full and Open with Only One Bidder/Officer	0	0	432	26,361	432	1.185	26,361	1.644

FEDERAL PROCUREMENT DATA SYSTEM  
**INTERNATIONAL TRADE COMMISSION SNAPSHOT REPORT**

Actions Reported in Summary on SF281

Fiscal Year 1987 Through Fourth Quarter

**Part I - Total Prime Acquisition Actions**

Acquisition Method	Number of Actions	Net Dollar Amount (000)				
		Total	Small Business Concerns	Large Business Concerns	Educational & Non-Profit Institutions	Outside U.S./ Outlying Areas
1. Total (2+7+8) .....	1,192	2,069	1,431	633	2	3
2. Subtotal (3+4+5+6) .....	1,192	2,069				
3. Formally Advertised (Including 2 Step) .....	0	0	0	0	0	0
4. Negotiated Competitive .....	891	1,091	916	175	0	0
5. Negotiated Non-Competitive .....	26	5	0	0	2	3
6. Procurement Under Another Agency's Contracts .....	275	973	515	458	0	0
6A. GSA Schedules .....	275	973	515	458	0	0
6B. Another Agency's Contracts .....	0	0	0	0	0	0
7. Directed Contracts For Foreign Governments .....	0	0				
8. Tariff Or Regulated Acquisitions .....	0	0				

**Part II - Statistics on Selected Types of Acquisition**

Type of Acquisition	Number of Actions	Net Dollar Amount (000)
9. Small Business Total Set-Asides .....	0	0
10. Small Business Partial Set-Asides .....	0	0
11. Total Labor Surplus Area Set-Asides .....	0	0
12. Total Labor Surplus Area/Small Business Set-Asides .....	0	0
13. Acquisitions From Minority and Disadvantaged Business Enterprises (13A + 13B) .....	0	0
13A. Directed to Large Or Small Minority Business Enterprises .....	0	0
13B. Small Business - Disadvantaged 8(A) .....	0	0
14. Women-Owned Business .....	0	0

**INTERNATIONAL TRADE COMMISSION SNAPSHOT REPORT**

Actions Reported Individually on SF279

Fiscal Year 1987 Through Fourth Quarter

	PRE-CICA		POST-CICA		PRE- & POST-CICA			
	Actions	Dollars (000)	Actions	Dollars (000)	Actions	Percents of Actions	Dollars (000)	Percentage of Dollars (000)
Total .....	3	218	18	1,038	21	100.000	1,256	100.000
<b>Subject To Statutory Requirements</b>								
Walsh Healy Act - Mfg .....	0	0	0	0	0	0.000	0	0.000
Walsh Healy Act - Dealer .....	3	218	18	1,038	21	100.000	1,256	100.000
Service Contract Act .....	0	0	0	0	0	0.000	0	0.000
Davis Bacon Act .....	0	0	0	0	0	0.000	0	0.000
Not subject to Above 3 Acts .....	0	0	0	0	0	0.000	0	0.000
<b>Kind of Contract Action</b>								
Initial Letter Contract .....	0	0	0	0	0	0.000	0	0.000
Def. Cont. Superseding Letter Contract .....	0	0	0	0	0	0.000	0	0.000
New Definitive Contract .....	0	0	0	0	0	0.000	0	0.000
Order Under Agency's Contract .....	0	0	0	0	0	0.000	0	0.000
Modification .....	0	0	0	0	0	0.000	0	0.000
GSA Schedule .....	0	0	4	140	4	19.048	140	11.146
Order Under Other Agency's Contract .....	3	218	14	898	17	80.952	1,116	88.854
Termination for Default .....	0	0	0	0	0	0.000	0	0.000
Termination for Convenience .....	0	0	0	0	0	0.000	0	0.000
<b>Labor Surplus Area (LSA)</b>								
Total Set-Aside .....	0	0	0	0	0	0.000	0	0.000
Partial Set-Aside (DOD contracts) .....	0	0	0	0	0	0.000	0	0.000
Tie Bid Preference .....	0	0	0	0	0	0.000	0	0.000
Total LSA/Small Bus. Set-Aside .....	0	0	0	0	0	0.000	0	0.000
Comb. Sm. Bus. Partial LSA (DOD contracts) .....	0	0	0	0	0	0.000	0	0.000
Subtotal: .....	0	0	0	0	0	0.000	0	0.000
<b>LSA No Preference Given</b> .....	3	218	18	1,038	21	100.000	1,256	100.000
<b>Product or Service</b>								
Supplies & Equipment .....	3	218	6	493	9	42.857	711	56.608
Research & Development .....	0	0	0	0	0	0.000	0	0.000
Construction .....	0	0	0	0	0	0.000	0	0.000
Architect Engineering .....	0	0	0	0	0	0.000	0	0.000
Automatic Data Processing Services .....	0	0	1	45	1	4.762	45	3.583
ADP Equipment, Purchase & Lease .....	0	0	9	404	9	42.857	404	32.166
Real Property, Purchase & Lease .....	0	0	0	0	0	0.000	0	0.000
Other Services .....	0	0	2	96	2	9.524	96	7.643

FEDERAL PROCUREMENT DATA SYSTEM  
**INTERNATIONAL TRADE COMMISSION SNAPSHOT REPORT**  
 Actions Reported Individually on SF279  
 Fiscal Year 1987 Through Fourth Quarter

	PRE-CICA		POST-CICA		PRE- & POST-CICA			
	Actions	Dollars (000)	Actions	Dollars (000)	Actions	Percentage of Actions	Dollars (000)	Percentage of Dollars (000)
<b>Methods of Contracting (Pre-CICA)</b>								
2-step Formal Advertising .....	0	0	0	0	0	0.000	0	0.000
Other Formal Advertising .....	0	0	0	0	0	0.000	0	0.000
Negotiated Competitive .....	3	218	0	0	3	14.286	218	17.357
Negotiated Non-Competitive .....	0	0	0	0	0	0.000	0	0.000
Directed for Foreign Governments .....	0	0	0	0	0	0.000	0	0.000
Tariff or Regulated .....	0	0	0	0	0	0.000	0	0.000
8(a) Awards .....	0	0	0	0	0	0.000	0	0.000
Brand Name For Resale .....	0	0	0	0	0	0.000	0	0.000
<b>Small Business Awards</b>								
Small Business No Preference .....	0	0	2	69	2	9.524	69	5.494
Total Set-Asides .....	1	86	0	0	1	4.762	86	6.847
Partial Set-Asides .....	0	0	0	0	0	0.000	0	0.000
8(a) Awards .....	0	0	0	0	0	0.000	0	0.000
Subtotal:	1	86	2	69	3	14.286	155	12.341
<b>Type of Contract</b>								
Fixed Price .....	3	218	18	1,038	21	100.000	1,256	100.000
Cost Reimbursement .....	0	0	0	0	0	0.000	0	0.000
Time & Material .....	0	0	0	0	0	0.000	0	0.000
Labor Hour .....	0	0	0	0	0	0.000	0	0.000
<b>Type of Contractor</b>								
Business Concerns .....	3	218	18	1,038	21	100.000	1,256	100.000
Educational & Non-Profit .....	0	0	0	0	0	0.000	0	0.000
State/Local Government .....	0	0	0	0	0	0.000	0	0.000
Non-defined .....	0	0	0	0	0	0.000	0	0.000
<b>Full and Open Competition (Post-CICA)</b>								
Normal Full & Open Competition .....	0	0	5	233	5	23.810	233	18.551
Architect Engineering .....	0	0	0	0	0	0.000	0	0.000
Basic Research .....	0	0	0	0	0	0.000	0	0.000
Multiple Award .....	0	0	13	805	13	61.905	805	64.082
Alternate Source .....	0	0	0	0	0	0.000	0	0.000
Small Business Set-Aside .....	0	0	0	0	0	0.000	0	0.000
LSA Set-Aside .....	0	0	0	0	0	0.000	0	0.000
LSA/Small Business Set-Aside .....	0	0	0	0	6	0.006	0	0.000
<b>Authority for Other Than Full and Open Competition (Post-CICA)</b>								
<b>Competitive</b>								
Only One Source .....	0	0	0	0	0	0.000	0	0.000
Follow-on Contracts .....	0	0	0	0	0	0.000	0	0.000
Other .....	0	0	0	0	0	0.000	0	0.000
Unusual & Compelling Urgency .....	0	0	0	0	0	0.000	0	0.000
Mobilization/Essential R&D .....	0	0	0	0	0	0.000	0	0.000
International Agreement .....	0	0	0	0	0	0.000	0	0.000
National Security .....	0	0	0	0	0	0.000	0	0.000
Public Interest .....	0	0	0	0	0	0.000	0	0.000
<b>Non-Competitive</b>								
Only One Source .....	0	0	0	0	0	0.000	0	0.000
Follow-on Contracts .....	0	0	0	0	0	0.000	0	0.000
Other .....	0	0	0	0	0	0.000	0	0.000
Unusual & Compelling Urgency .....	0	0	0	0	0	0.000	0	0.000
Mobilization/Essential R&D .....	0	0	0	0	0	0.000	0	0.000
International Agreement .....	0	0	0	0	0	0.000	0	0.000
National Security .....	0	0	0	0	0	0.000	0	0.000
Public Interest .....	0	0	0	0	0	0.000	0	0.000
Not Available for Competition .....	0	0	0	0	0	0.000	0	0.000
<b>Synopsis of Procurement Prior to Award</b>								
Synopsized Prior to Award .....	1	68	8	359	9	42.857	427	33.997
Not Synopsized due to Emergency .....	0	0	0	0	0	0.000	0	0.000
Not Synopsized for Other Reasons .....	2	150	10	679	12	57.143	829	66.003
Women Owned Business .....	0	0	0	0	0	0.000	0	0.000
Full and Open with Only One Bidder/Officer .....	0	0	0	0	0	0.000	0	0.000

FEDERAL PROCUREMENT DATA SYSTEM  
**INTERSTATE COMMERCE COMMISSION SNAPSHOT REPORT**

Actions Reported in Summary on SF281

Fiscal Year 1987 Through Fourth Quarter

**Part I - Total Prime Acquisition Actions**

Acquisition Method	Number of Actions	Net Dollar Amount (000)				
		Total	Small Business Concerns	Large Business Concerns	Educational & Non-Profit Institutions	Outside U.S./ Outlying Areas
1. Total (2+7+8)	652	610				
2. Subtotal (3+4+5+6)	652	610	248	315	47	0
3. Formally Advertised (Including 2 Step)	1	7	0	7	0	0
4. Negotiated Competitive	27	102	87	0	15	0
5. Negotiated Non-Competitive	475	253	117	109	27	0
6. Procurement Under Another Agency's Contracts	149	248	44	199	5	0
6A. GSA Schedules	149	248	44	199	5	0
6B. Another Agency's Contracts	0	0	0	0	0	0
7. Directed Contracts For Foreign Governments	0	0				
8. Tariff Or Regulated Acquisitions	0	0				

**Part II - Statistics on Selected Types of Acquisition**

Type of Acquisition	Number of Actions	Net Dollar Amount (000)
9. Small Business Total Set-Asides	303	199
10. Small Business Partial Set-Asides	0	0
11. Total Labor Surplus Area Set-Asides	0	0
12. Total Labor Surplus Area/Small Business Set-Asides	14	16
13. Acquisitions From Minority and Disadvantaged Business Enterprises (13A + 13B)	76	57
13A. Directed to Large Or Small Minority Business Enterprises	72	42
13B. Small Business - Disadvantaged 8(A)	4	15
14. Women-Owned Business	7	18

**INTERSTATE COMMERCE COMMISSION SNAPSHOT REPORT**

Actions Reported Individually on SF279

Fiscal Year 1987 Through Fourth Quarter

	PRE-CICA		POST-CICA		PRE- & POST-CICA			
	Actions	Dollars (000)	Actions	Dollars (000)	Actions	Percents of Actions	Dollars (000)	Percentage of Dollars (000)
Total	8	988	23	877	31	100.000	1,865	100.000
<b>Subject To Statutory Requirements</b>								
Walsh Healy Act - Mfg	0	0	0	0	0	0.000	0	0.000
Walsh Healy Act - Dealer	3	114	10	296	13	41.935	410	21.984
Service Contract Act	3	232	13	581	16	51.613	813	43.592
Davis Bacon Act	0	0	0	0	0	0.000	0	0.000
Not subject to Above 3 Acts	2	642	0	0	2	6.452	642	34.424
<b>Kind of Contract Action</b>								
Initial Letter Contract	0	0	0	0	0	0.000	0	0.000
Def. Cont. Superseding Letter Contract	0	0	0	0	0	0.000	0	0.000
New Definitive Contract	0	0	9	260	9	29.032	260	13.941
Order Under Agency's Contract	0	0	0	0	0	0.000	0	0.000
Modification	5	874	1	5	6	19.355	879	47.131
GSA Schedule	3	114	13	612	16	51.613	726	38.928
Order Under Other Agency's Contract	0	0	0	0	0	0.000	0	0.000
Termination for Default	0	0	0	0	0	0.000	0	0.000
Termination for Convenience	0	0	0	0	0	0.000	0	0.000
<b>Labor Surplus Area (LSA)</b>								
Total Set-Aside	0	0	0	0	0	0.000	0	0.000
Partial Set-Aside (DOD contracts)	0	0	0	0	0	0.000	0	0.000
Tie Bid Preference	0	0	0	0	0	0.000	0	0.000
Total LSA/Small Bus. Set-Aside	0	0	0	0	0	0.000	0	0.000
Comb. Sm. Bus. Partial LSA (DOD contracts)	0	0	0	0	0	0.000	0	0.000
Subtotal:	0	0	0	0	0	0.000	0	0.000
<b>LSA No Preference Given</b>	8	988	23	877	31	100.000	1,865	100.000
<b>Product or Service</b>								
Supplies & Equipment	2	40	1	14	3	9.677	54	2.895
Research & Development	0	0	0	0	0	0.000	0	0.000
Construction	0	0	0	0	0	0.000	0	0.000
Architect Engineering	0	0	0	0	0	0.000	0	0.000
Automatic Data Processing Services	2	657	2	25	4	12.903	682	36.568
ADP Equipment, Purchase & Lease	1	74	6	183	7	22.581	257	13.780
Real Property, Purchase & Lease	0	0	0	0	0	0.000	0	0.000
Other Services	3	217	14	655	17	54.839	872	46.756

FEDERAL PROCUREMENT DATA SYSTEM  
**INTERSTATE COMMERCE COMMISSION SNAPSHOT REPORT**  
 Actions Reported Individually on SF279  
 Fiscal Year 1987 Through Fourth Quarter

	PRE-CICA		POST-CICA		PRE- & POST-CICA			
	Actions	Dollars (000)	Actions	Dollars (000)	Actions	Percentage of Actions	Dollars (000)	Percentage of Dollars (000)
<b>Methods of Contracting (Pre-CICA)</b>								
2-step Formal Advertising .....	0	0	0	0	0	0.000	0	0.000
Other Formal Advertising .....	0	0	0	0	0	0.000	0	0.000
Negotiated Competitive .....	8	988	0	0	8	25.806	988	52.976
Negotiated Non-Competitive .....	0	0	0	0	0	0.000	0	0.000
Directed for Foreign Governments .....	0	0	0	0	0	0.000	0	0.000
Tariff or Regulated .....	0	0	0	0	0	0.000	0	0.000
8(a) Awards .....	0	0	0	0	0	0.000	0	0.000
Brand Name For Resale .....	0	0	0	0	0	0.000	0	0.000
<b>Small Business Awards</b>								
Small Business No Preference .....	3	114	9	242	12	38.710	356	19.088
Total Set-Asides .....	1	42	1	17	2	6.452	59	3.164
Partial Set-Asides .....	0	0	0	0	0	0.000	0	0.000
8(a) Awards .....	0	0	0	0	0	0.000	0	0.000
Subtotal:	4	156	10	259	14	45.161	415	22.252
<b>Type of Contract</b>								
Fixed Price .....	8	988	23	877	31	100.000	1,865	100.000
Cost Reimbursement .....	0	0	0	0	0	0.000	0	0.000
Time & Material .....	0	0	0	0	0	0.000	0	0.000
Labor Hour .....	0	0	0	0	0	0.000	0	0.000
<b>Type of Contractor</b>								
Business Concerns .....	5	756	23	877	28	90.323	1,633	87.560
Educational & Non-Profit .....	3	232	0	0	3	9.677	232	12.440
State/Local Government .....	0	0	0	0	0	0.000	0	0.000
Non-defined .....	0	0	0	0	0	0.000	0	0.000
<b>Full and Open Competition (Post-CICA)</b>								
Normal Full & Open Competition .....	0	0	9	248	9	29.032	248	13.298
Architect Engineering .....	0	0	0	0	0	0.000	0	0.000
Basic Research .....	0	0	0	0	0	0.000	0	0.000
Multiple Award .....	0	0	13	612	13	41.935	612	32.815
Alternate Source .....	0	0	0	0	0	0.000	0	0.000
Small Business Set-Aside .....	0	0	1	17	1	3.226	17	0.912
LSA Set-Aside .....	0	0	0	0	0	0.000	0	0.000
LSA/Small Business Set-Aside .....	0	0	0	0	0	0.000	0	0.000
<b>Authority for Other Than Full and Open Competition (Post-CICA)</b>								
<b>Competitive</b>								
Only One Source .....	0	0	0	0	0	0.000	0	0.000
Follow-on Contracts .....	0	0	0	0	0	0.000	0	0.000
Other .....	0	0	0	0	0	0.000	0	0.000
Unusual & Compelling Urgency .....	0	0	0	0	0	0.000	0	0.000
Mobilization/Essential R&D .....	0	0	0	0	0	0.000	0	0.000
International Agreement .....	0	0	0	0	0	0.000	0	0.000
National Security .....	0	0	0	0	0	0.000	0	0.000
Public Interest .....	0	0	0	0	0	0.000	0	0.000
<b>Non-Competitive</b>								
Only One Source .....	0	0	0	0	0	0.000	0	0.000
Follow-on Contracts .....	0	0	0	0	0	0.000	0	0.000
Other .....	0	0	0	0	0	0.000	0	0.000
Unusual & Compelling Urgency .....	0	0	0	0	0	0.000	0	0.000
Mobilization/Essential R&D .....	0	0	0	0	0	0.000	0	0.000
International Agreement .....	0	0	0	0	0	0.000	0	0.000
National Security .....	0	0	0	0	0	0.000	0	0.000
Public Interest .....	0	0	0	0	0	0.000	0	0.000
Not Available for Competition .....	0	0	0	0	0	0.000	0	0.000
<b>Synopsis of Procurement Prior to Award</b>								
Synopsized Prior to Award .....	3	807	7	220	10	32.258	1,027	55.067
Not Synopsized due to Emergency .....	0	0	0	0	0	0.000	0	0.000
Not Synopsized for Other Reasons .....	5	181	16	657	21	67.742	838	44.933
Women Owned Business .....	0	0	2	19	2	6.452	19	1.019
Full and Open with Only One Bidder/Offeree .....	0	0	2	148	2	6.452	148	7.936

**MERIT SYSTEMS PROTECTION BOARD SNAPSHOT REPORT**

Actions Reported in Summary on SF281

Fiscal Year 1987 Through Fourth Quarter

**Part I - Total Prime Acquisition Actions**

Acquisition Method	Number of Actions	Net Dollar Amount (000)				
		Total	Small Business Concerns	Large Business Concerns	Educational & Non-Profit Institutions	Outside U.S./ Outlying Areas
1. Total (2+7+8)	1,327	1,412				
2. Subtotal (3+4+5+6)	1,327	1,412	883	505	6	18
3. Formally Advertised (Including 2 Step)	0	0	0	0	0	0
4. Negotiated Competitive	607	728	603	107	0	18
5. Negotiated Non-Competitive	454	258	140	122	6	0
6. Procurement Under Another Agency's Contracts	266	416	140	276	0	0
6A. GSA Schedules	265	407	140	267	0	0
6B. Another Agency's Contracts	1	9	0	9	0	0
7. Directed Contracts For Foreign Governments	0	0				
8. Tariff Or Regulated Acquisitions	0	0				

**Part II - Statistics on Selected Types of Acquisition**

Type of Acquisition	Number of Actions	Net Dollar Amount (000)
9. Small Business Total Set-Asides	182	158
10. Small Business Partial Set-Asides	0	0
11. Total Labor Surplus Area Set-Asides	0	0
12. Total Labor Surplus Area/Small Business Set-Asides	0	0
13. Acquisitions From Minority and Disadvantaged Business Enterprises (13A + 13B)	54	111
13A. Directed to Large Or Small Minority Business Enterprises	49	108
13B. Small Business - Disadvantaged 8(A)	5	3
14. Women-Owned Business	46	34

**MERIT SYSTEMS PROTECTION BOARD SNAPSHOT REPORT**

Actions Reported Individually on SF279

Fiscal Year 1987 Through Fourth Quarter

	PRE-CICA		POST-CICA		PRE- & POST-CICA			
	Actions	Dollars (000)	Actions	Dollars (000)	Actions	Percents of Actions	Dollars (000)	Percentage of Dollars (000)
Total	0	0	4	301	4	100.000	301	100.000
<b>Subject To Statutory Requirements</b>								
Walsh Healy Act - Mfg	0	0	4	301	4	100.000	301	100.000
Walsh Healy Act - Dealer	0	0	0	0	0	0.000	0	0.000
Service Contract Act	0	0	0	0	0	0.000	0	0.000
Davis Bacon Act	0	0	0	0	0	0.000	0	0.000
Not subject to Above 3 Acts	0	0	0	0	0	0.000	0	0.000
<b>Kind of Contract Action</b>								
Initial Letter Contract	0	0	0	0	0	0.000	0	0.000
Def. Cont. Superseding Letter Contract	0	0	0	0	0	0.000	0	0.000
New Definitive Contract	0	0	3	154	3	75.000	154	51.163
Order Under Agency's Contract	0	0	0	0	0	0.000	0	0.000
Modification	0	0	0	0	0	0.000	0	0.000
GSA Schedule	0	0	1	147	1	25.000	147	48.837
Order Under Other Agency's Contract	0	0	0	0	0	0.000	0	0.000
Termination for Default	0	0	0	0	0	0.000	0	0.000
Termination for Convenience	0	0	0	0	0	0.000	0	0.000
<b>Labor Surplus Area (LSA)</b>								
Total Set-Aside	0	0	0	0	0	0.000	0	0.000
Partial Set-Aside (DOD contracts)	0	0	0	0	0	0.000	0	0.000
Tie Bid Preference	0	0	0	0	0	0.000	0	0.000
Total LSA/Small Bus. Set-Aside	0	0	0	0	0	0.000	0	0.000
Comb. Sm. Bus. Partial LSA (DOD contracts)	0	0	0	0	0	0.000	0	0.000
Subtotal:	0	0	0	0	0	0.000	0	0.000
LSA No Preference Given	0	0	4	301	4	100.000	301	100.000
<b>Product or Service</b>								
Supplies & Equipment	0	0	0	0	0	0.000	0	0.000
Research & Development	0	0	0	0	0	0.000	0	0.000
Construction	0	0	0	0	0	0.000	0	0.000
Architect Engineering	0	0	0	0	0	0.000	0	0.000
Automatic Data Processing Services	0	0	0	0	0	0.000	0	0.000
ADP Equipment, Purchase & Lease	0	0	2	200	2	50.000	200	66.445
Real Property, Purchase & Lease	0	0	0	0	0	0.000	0	0.000
Other Services	0	0	2	101	2	50.000	101	33.555



FEDERAL PROCUREMENT DATA SYSTEM  
**MERIT SYSTEMS PROTECTION BOARD SNAPSHOT REPORT**  
 Actions Reported Individually on SF279  
 Fiscal Year 1987 Through Fourth Quarter

	PRE-CICA		POST-CICA		PRE- & POST-CICA			
	Actions	Dollars (000)	Actions	Dollars (000)	Actions	Percentage of Actions	Dollars (000)	Percentage of Dollars (000)
<b>Methods of Contracting (Pre-CICA)</b>								
2-step Formal Advertising .....	0	0	0	0	0	0.000	0	0.000
Other Formal Advertising .....	0	0	0	0	0	0.000	0	0.000
Negotiated Competitive .....	0	0	0	0	0	0.000	0	0.000
Negotiated Non-Competitive .....	0	0	0	0	0	0.000	0	0.000
Directed for Foreign Governments .....	0	0	0	0	0	0.000	0	0.000
Tariff or Regulated .....	0	0	0	0	0	0.000	0	0.000
8(a) Awards .....	0	0	0	0	0	0.000	0	0.000
Brand Name For Resale .....	0	0	0	0	0	0.000	0	0.000
<b>Small Business Awards</b>								
Small Business No Preference .....	0	0	4	301	4	100.000	301	100.000
Total Set-Asides .....	0	0	0	0	0	0.000	0	0.000
Partial Set-Asides .....	0	0	0	0	0	0.000	0	0.000
8(a) Awards .....	0	0	0	0	0	0.000	0	0.000
Subtotal:	0	0	4	301	4	100.000	301	100.000
<b>Type of Contract</b>								
Fixed Price .....	0	0	4	301	4	100.000	301	100.000
Cost Reimbursement .....	0	0	0	0	0	0.000	0	0.000
Time & Material .....	0	0	0	0	0	0.000	0	0.000
Labor Hour .....	0	0	0	0	0	0.000	0	0.000
<b>Type of Contractor</b>								
Business Concerns .....	0	0	4	301	4	100.000	301	100.000
Educational & Non-Profit .....	0	0	0	0	0	0.000	0	0.000
State/Local Government .....	0	0	0	0	0	0.000	0	0.000
Non-defined .....	0	0	0	0	0	0.000	0	0.000
<b>Full and Open Competition (Post-CICA)</b>								
Normal Full & Open Competition .....	0	0	3	154	3	75.000	154	51.183
Architect Engineering .....	0	0	0	0	0	0.000	0	0.000
Basic Research .....	0	0	0	0	0	0.000	0	0.000
Multiple Award .....	0	0	1	147	1	25.000	147	48.837
Alternate Source .....	0	0	0	0	0	0.000	0	0.000
Small Business Set-Aside .....	0	0	0	0	0	0.000	0	0.000
LSA Set-Aside .....	0	0	0	0	0	0.000	0	0.000
LSA/Small Business Set-Aside .....	0	0	0	0	0	0.000	0	0.000
<b>Authority for Other Than Full and Open Competition (Post-CICA)</b>								
<b>Competitive</b>								
Only One Source .....	0	0	0	0	0	0.000	0	0.000
Follow-on Contracts .....	0	0	0	0	0	0.000	0	0.000
Other .....	0	0	0	0	0	0.000	0	0.000
Unusual & Compelling Urgency .....	0	0	0	0	0	0.000	0	0.000
Mobilization/Essential R&D .....	0	0	0	0	0	0.000	0	0.000
International Agreement .....	0	0	0	0	0	0.000	0	0.000
National Security .....	0	0	0	0	0	0.000	0	0.000
Public Interest .....	0	0	0	0	0	0.000	0	0.000
<b>Non-Competitive</b>								
Only One Source .....	0	0	0	0	0	0.000	0	0.000
Follow-on Contracts .....	0	0	0	0	0	0.000	0	0.000
Other .....	0	0	0	0	0	0.000	0	0.000
Unusual & Compelling Urgency .....	0	0	0	0	0	0.000	0	0.000
Mobilization/Essential R&D .....	0	0	0	0	0	0.000	0	0.000
International Agreement .....	0	0	0	0	0	0.000	0	0.000
National Security .....	0	0	0	0	0	0.000	0	0.000
Public Interest .....	0	0	0	0	0	0.000	0	0.000
Not Available for Competition .....	0	0	0	0	0	0.000	0	0.000
<b>Synopsis of Procurement Prior to Award</b>								
Synopsized Prior to Award .....	0	0	4	301	4	100.000	301	100.000
Not Synopsized due to Emergency .....	0	0	0	0	0	0.000	0	0.000
Not Synopsized for Other Reasons .....	0	0	0	0	0	0.000	0	0.000
Women Owned Business .....	0	0	0	0	0	0.000	0	0.000
Full and Open with Only One Bidder/Offeree .....	0	0	0	0	0	0.000	0	0.000

FEDERAL PROCUREMENT DATA SYSTEM  
**NATIONAL AERONAUTICS & SPACE ADMIN SNAPSHOT REPORT**

Actions Reported in Summary on SF281

Fiscal Year 1987 Through Fourth Quarter

**Part I - Total Prime Acquisition Actions**

Acquisition Method	Number of Actions	Net Dollar Amount (000)				
		Total	Small Business Concerns	Large Business Concerns	Educational & Non-Profit Institutions	Outside U.S./ Outlying Areas
1. Total (2+7+8) .....	87,345	168,411				
2. Subtotal (3+4+5+6) .....	87,345	168,411	103,761	60,015	3,844	791
3. Formally Advertised (Including 2 Step) .....	29	1,408	816	592	0	0
4. Negotiated Competitive .....	25,873	67,386	56,585	10,713	57	31
5. Negotiated Non-Competitive .....	48,108	54,704	31,878	18,279	3,787	760
6. Procurement Under Another Agency's Contracts .....	13,335	44,913	14,482	30,431	0	0
6A. GSA Schedules .....	13,335	44,913	14,482	30,431	0	0
6B. Another Agency's Contracts .....	0	0	0	0	0	0
7. Directed Contracts For Foreign Governments .....	0	0				
8. Tariff Or Regulated Acquisitions .....	0	0				

**Part II - Statistics on Selected Types of Acquisition**

Type of Acquisition	Number of Actions	Net Dollar Amount (000)
9. Small Business Total Set-Asides .....	26,775	71,883
10. Small Business Partial Set-Asides .....	0	0
11. Total Labor Surplus Area Set-Asides .....	0	0
12. Total Labor Surplus Area/Small Business Set-Asides .....	0	0
13. Acquisitions From Minority and Disadvantaged Business Enterprises (13A + 13B) .....	1,196	2,844
13A. Directed to Large Or Small Minority Business Enterprises .....	1,179	1,734
13B. Small Business - Disadvantaged 8(A) .....	17	1,110
14. Women-Owned Business .....	2,293	2,699

**NATIONAL AERONAUTICS & SPACE ADMIN SNAPSHOT REPORT**

Actions Reported Individually on SF279

Fiscal Year 1987 Through Fourth Quarter

	PRE-CICA		POST-CICA		PRE- & POST-CICA			
	Actions	Dollars (000)	Actions	Dollars (000)	Actions	Percents of Actions	Dollars (000)	Percentage of Dollars (000)
<b>Total</b> .....	<b>5,666</b>	<b>5,886,219</b>	<b>5,837</b>	<b>1,752,886</b>	<b>11,503</b>	<b>100.000</b>	<b>7,619,105</b>	<b>100.000</b>
<b>Subject To Statutory Requirements</b>								
Walsh Healy Act - Mig .....	1,277	1,388,790	1,307	657,335	2,584	22.464	2,046,125	26.855
Walsh Healy Act - Dealer .....	468	159,690	605	77,328	1,073	9.328	237,018	3.111
Service Contract Act .....	920	1,052,539	720	489,622	1,640	14.257	1,542,161	20.241
Davis Bacon Act .....	88	169,380	749	115,027	837	7.276	284,407	3.733
Not subject to Above 3 Acts .....	2,913	3,095,820	2,456	413,574	5,369	46.675	3,509,394	46.060
<b>Kind of Contract Action</b>								
Initial Letter Contract .....	0	0	6	19,935	6	0.052	19,935	0.262
Def. Cont. Superseding Letter Contract .....	0	0	3	9,123	3	0.026	9,123	0.120
New Definitive Contract .....	37	7,304	1,643	674,659	1,680	14.605	681,963	8.951
Order Under Agency's Contract .....	0	0	8	461	8	0.070	461	0.006
Modification .....	5,510	5,851,508	3,646	1,008,527	9,156	79.597	6,860,035	90.037
GSA Schedule .....	109	7,216	505	38,928	614	5.338	46,144	0.606
Order Under Other Agency's Contract .....	1	19	22	1,452	23	0.200	1,471	0.019
Termination for Default .....	4	375	0	0	4	0.035	375	0.005
Termination for Convenience .....	5	-203	4	-199	9	0.078	-402	-0.005
<b>Labor Surplus Area (LSA)</b>								
Total Set-Aside .....	0	0	0	0	0	0.000	0	0.000
Partial Set-Aside (DOD contracts) .....	0	0	0	0	0	0.000	0	0.000
Tie Bid Preference .....	0	0	0	0	0	0.000	0	0.000
Total LSA/Small Bus. Set-Aside .....	53	1,596	92	11,192	145	1.261	12,788	0.168
Comb. Sm. Bus. Partial LSA (DOD contracts) .....	0	0	0	0	0	0.000	0	0.000
Subtotal: .....	53	1,596	92	11,192	145	1.261	12,788	0.168
<b>LSA No Preference Given</b> .....	<b>5,613</b>	<b>5,864,623</b>	<b>5,745</b>	<b>1,741,694</b>	<b>11,358</b>	<b>98.739</b>	<b>7,606,317</b>	<b>99.832</b>
<b>Product or Service</b>								
Supplies & Equipment .....	488	577,084	838	475,272	1,326	11.527	1,052,356	13.812
Research & Development .....	2,487	2,755,287	1,733	454,699	4,220	36.686	3,209,986	42.131
Construction .....	145	210,049	787	125,366	932	8.102	335,415	4.402
Architect Engineering .....	98	10,899	276	25,564	374	3.251	36,463	0.479
Automatic Data Processing Services .....	223	156,501	126	99,081	349	3.034	255,582	3.354
ADP Equipment, Purchase & Lease .....	279	33,669	835	77,135	1,114	9.684	110,804	1.454
Real Property, Purchase & Lease .....	9	550	9	523	18	0.156	1,073	0.014
Other Services .....	1,937	2,122,180	1,233	495,246	3,170	27.558	2,617,426	34.353

FEDERAL PROCUREMENT DATA SYSTEM  
**NATIONAL AERONAUTICS & SPACE ADMIN SNAPSHOT REPORT**  
 Actions Reported Individually on SF279  
 Fiscal Year 1987 Through Fourth Quarter

	PRE-CICA		POST-CICA		PRE- & POST-CICA			
	Actions	Dollars (000)	Actions	Dollars (000)	Actions	Percentage of Actions	Dollars (000)	Percentage of Dollars (000)
<b>Methods of Contracting (Pre-CICA)</b>								
2-step Formal Advertising .....	0	0	0	0	0	0.000	0	0.000
Other Formal Advertising .....	112	3,965	0	0	112	0.974	3,965	0.052
Negotiated Competitive .....	2,628	3,867,189	0	0	2,628	22.846	3,867,189	50.756
Negotiated Non-Competitive .....	2,611	1,917,163	0	0	2,611	22.698	1,917,163	25.163
Directed for Foreign Governments .....	0	0	0	0	0	0.000	0	0.000
Tariff or Regulated .....	16	11,114	0	0	16	0.139	11,114	0.148
8(a) Awards .....	299	66,788	0	0	299	2.599	66,788	0.877
Brand Name For Resale .....	0	0	0	0	0	0.000	0	0.000
<b>Small Business Awards</b>								
Small Business No Preference .....	732	79,173	1,262	204,742	1,994	17.335	283,915	3.728
Total Set-Asides .....	417	95,489	1,247	132,197	1,664	14.466	227,686	2.988
Partial Set-Asides .....	2	73	0	0	2	0.017	73	0.001
8(a) Awards .....	299	66,788	487	104,981	786	6.833	171,769	2.254
Subtotal:	1,450	241,523	2,996	441,920	4,446	38.651	683,443	8.970
<b>Type of Contract</b>								
Fixed Price .....	1,795	587,714	3,750	486,586	5,545	48.205	1,074,300	14.100
Cost Reimbursement .....	3,804	5,274,863	2,009	1,263,483	5,813	50.535	6,538,346	85.815
Time & Material .....	63	3,434	58	2,271	121	1.052	5,705	0.075
Labor Hour .....	4	208	20	546	24	0.209	754	0.010
<b>Type of Contractor</b>								
Business Concerns .....	4,321	4,716,109	5,396	1,650,450	9,717	84.474	6,366,559	83.560
Educational & Non-Profit .....	959	1,088,081	185	40,584	1,144	9.945	1,128,665	14.814
State/Local Government .....	307	38,948	226	36,331	533	4.634	75,279	0.988
Non-defined .....	79	23,081	30	25,521	109	0.948	48,602	0.638
<b>Full and Open Competition (Post-CICA)</b>								
Normal Full & Open Competition .....	0	0	1,977	675,119	1,977	17.187	675,119	8.861
Architect Engineering .....	0	0	175	25,285	175	1.521	25,285	0.332
Basic Research .....	0	0	88	14,985	88	0.765	14,985	0.197
Multiple Award .....	0	0	688	37,310	688	5.981	37,310	0.490
Alternate Source .....	0	0	10	31,953	10	0.087	31,953	0.419
Small Business Set-Aside .....	0	0	1,155	121,005	1,155	10.041	121,005	1.588
LSA Set-Aside .....	0	0	0	0	0	0.000	0	0.000
LSA/Small Business Set-Aside .....	0	0	92	11,192	92	0.800	11,192	0.147
<b>Authority for Other Than Full and Open Competition (Post-CICA)</b>								
<b>Competitive</b>								
Only One Source .....	0	0	0	0	0	0.000	0	0.000
Follow-on Contracts .....	0	0	0	0	0	0.000	0	0.000
Other .....	0	0	7	722	7	0.061	722	0.009
Unusual & Compelling Urgency .....	0	0	18	531	18	0.139	531	0.007
Mobilization/Essential R&D .....	0	0	0	0	0	0.000	0	0.000
International Agreement .....	0	0	0	0	0	0.000	0	0.000
National Security .....	0	0	0	0	0	0.000	0	0.000
Public Interest .....	0	0	0	0	0	0.000	0	0.000
<b>Non-Competitive</b>								
Only One Source .....	0	0	358	314,034	358	3.112	314,034	4.122
Follow-on Contracts .....	0	0	135	133,527	135	1.174	133,527	1.753
Other .....	0	0	411	204,605	411	3.573	204,605	2.685
Unusual & Compelling Urgency .....	0	0	108	39,029	108	0.939	39,029	0.512
Mobilization/Essential R&D .....	0	0	51	6,253	51	0.443	6,253	0.082
International Agreement .....	0	0	2	9,509	2	0.017	9,509	0.125
National Security .....	0	0	5	703	5	0.043	703	0.009
Public Interest .....	0	0	0	0	0	0.000	0	0.000
Not Available for Competition .....	315	77,902	559	127,124	874	7.598	205,026	2.691
<b>Synopsis of Procurement Prior to Award</b>								
Synopsized Prior to Award .....	3,711	4,622,993	4,539	1,563,914	8,250	71.720	6,186,907	81.203
Not Synopsized due to Emergency .....	19	433	107	33,635	126	1.095	34,068	0.447
Not Synopsized for Other Reasons .....	1,936	1,242,793	1,191	155,337	3,127	27.184	1,398,130	18.350
Women Owned Business .....	122	21,983	150	29,026	272	2.365	51,009	0.669
Full and Open with Only One Bidder/Officer .....	0	0	682	127,897	682	5.929	127,897	1.679

FEDERAL PROCUREMENT DATA SYSTEM  
**NAT'L ARCHIVES & RECORDS ADM SNAPSHOT REPORT**  
 Actions Reported in Summary on SF281  
 Fiscal Year 1987 Through Fourth Quarter  
**Part I - Total Prime Acquisition Actions**

Acquisition Method	Number of Actions	Net Dollar Amount (000)				
		Total	Small Business Concerns	Large Business Concerns	Educational & Non-Profit Institutions	Outside U.S./ Outlying Areas
1. Total (2+7+8)	6,457	3,869				
2. Subtotal (3+4+5+6)	6,303	3,815	2,188	1,539	87	1
3. Formally Advertised (Including 2 Step)	0	0	0	0	0	0
4. Negotiated Competitive	1,444	1,257	1,049	207	1	0
5. Negotiated Non-Competitive	3,279	819	508	229	81	1
6. Procurement Under Another Agency's Contracts	1,580	1,739	631	1,103	5	0
6A. GSA Schedules	1,401	1,695	620	1,071	4	0
6B. Another Agency's Contracts	179	44	11	32	1	0
7. Directed Contracts For Foreign Governments	0	0				
8. Tariff Or Regulated Acquisitions	154	54				

**Part II - Statistics on Selected Types of Acquisition**

Type of Acquisition	Number of Actions	Net Dollar Amount (000)
9. Small Business Total Set-Asides	2,727	1,435
10. Small Business Partial Set-Asides	0	0
11. Total Labor Surplus Area Set-Asides	0	0
12. Total Labor Surplus Area/Small Business Set-Asides	0	0
13. Acquisitions From Minority and Disadvantaged Business Enterprises (13A + 13B)	10	3
13A. Directed to Large Or Small Minority Business Enterprises	10	3
13B. Small Business - Disadvantaged 8(A)	0	0
14. Women-Owned Business	25	38

**NAT'L ARCHIVES & RECORDS ADM SNAPSHOT REPORT**  
 Actions Reported Individually on SF279  
 Fiscal Year 1987 Through Fourth Quarter

	PRE-CICA		POST-CICA		PRE-& POST-CICA			
	Actions	Dollars (000)	Actions	Dollars (000)	Actions	Percents of Actions	Dollars (000)	Percentage of Dollars (000)
Total	23	1,657	46	4,413	69	100.000	6,070	100.000
<b>Subject To Statutory Requirements</b>								
Walsh Healy Act - Mfg	11	759	32	1,613	43	62.319	2,372	39.077
Walsh Healy Act - Dealer	1	26	2	330	3	4.348	356	5.865
Service Contract Act	9	779	5	275	14	20.290	1,054	17.364
Davis Bacon Act	0	0	0	0	0	0.000	0	0.000
Not subject to Above 3 Acts	2	93	7	2,195	9	13.043	2,288	37.694
<b>Kind of Contract Action</b>								
Initial Letter Contract	0	0	0	0	0	0.000	0	0.000
Def. Cont. Superseding Letter Contract	0	0	0	0	0	0.000	0	0.000
New Definitive Contract	0	0	0	0	0	0.000	0	0.000
Order Under Agency's Contract	0	0	24	3,169	24	34.783	3,169	52.208
Modification	0	0	0	0	0	0.000	0	0.000
GSA Schedule	14	944	21	978	35	50.725	1,922	31.664
Order Under Other Agency's Contract	9	713	1	266	10	14.493	979	16.129
Termination for Default	0	0	0	0	0	0.000	0	0.000
Termination for Convenience	0	0	0	0	0	0.000	0	0.000
<b>Labor Surplus Area (LSA)</b>								
Total Set-Aside	0	0	0	0	0	0.000	0	0.000
Partial Set-Aside (DOD contracts)	0	0	0	0	0	0.000	0	0.000
Tie Bid Preference	0	0	0	0	0	0.000	0	0.000
Total LSA/Small Bus. Set-Aside	0	0	0	0	0	0.000	0	0.000
Comb. Sm. Bus. Partial LSA (DOD contracts)	0	0	2	82	2	2.899	82	1.351
Subtotal:	0	0	2	82	2	2.899	82	1.351
<b>LSA No Preference Given</b>	23	1,657	44	4,331	67	97.101	5,988	98.649
<b>Product or Service</b>								
Supplies & Equipment	8	313	18	1,005	26	37.681	1,318	21.713
Research & Development	0	0	0	0	0	0.000	0	0.000
Construction	0	0	0	0	0	0.000	0	0.000
Architect Engineering	0	0	0	0	0	0.000	0	0.000
Automatic Data Processing Services	0	0	0	0	0	0.000	0	0.000
ADP Equipment, Purchase & Lease	4	335	12	695	16	23.188	1,030	16.969
Real Property, Purchase & Lease	1	50	0	0	1	1.449	50	0.824
Other Services	10	959	16	2,713	26	37.681	3,672	60.494

FEDERAL PROCUREMENT DATA SYSTEM  
**NAT'L ARCHIVES & RECORDS ADM SNAPSHOT REPORT**  
 Actions Reported Individually on SF279  
 Fiscal Year 1987 Through Fourth Quarter

	PRE-CICA		POST-CICA		PRE- & POST-CICA			
	Actions	Dollars (000)	Actions	Dollars (000)	Actions	Percentage of Actions	Dollars (000)	Percentage of Dollars (000)
<b>Methods of Contracting (Pre-CICA)</b>								
2-step Formal Advertising .....	0	0	0	0	0	0.000	0	0.000
Other Formal Advertising .....	2	51	0	0	2	2.899	51	0.840
Negotiated Competitive .....	19	1,326	0	0	19	27.536	1,326	21.845
Negotiated Non-Competitive .....	0	0	0	0	0	0.000	0	0.000
Directed for Foreign Governments .....	0	0	0	0	0	0.000	0	0.000
Tariff or Regulated .....	2	280	0	0	2	2.899	280	4.613
8(a) Awards .....	0	0	0	0	0	0.000	0	0.000
Brand Name For Resale .....	0	0	0	0	0	0.000	0	0.000
<b>Small Business Awards</b>								
Small Business No Preference .....	12	1,035	21	1,971	33	47.826	3,006	49.522
Total Set-Asides .....	0	0	0	0	0	0.000	0	0.000
Partial Set-Asides .....	0	0	0	0	0	0.000	0	0.000
8(a) Awards .....	0	0	0	0	0	0.000	0	0.000
Subtotal:	12	1,035	21	1,971	33	47.826	3,006	49.522
<b>Type of Contract</b>								
Fixed Price .....	23	1,657	46	4,413	69	100.000	6,070	100.000
Cost Reimbursement .....	0	0	0	0	0	0.000	0	0.000
Time & Material .....	0	0	0	0	0	0.000	0	0.000
Labor Hour .....	0	0	0	0	0	0.000	0	0.000
<b>Type of Contractor</b>								
Business Concerns .....	23	1,657	45	4,359	68	98.551	6,016	99.110
Educational & Non-Profit .....	0	0	0	0	0	0.000	0	0.000
State/Local Government .....	0	0	1	54	1	1.449	54	0.890
Non-defined .....	0	0	0	0	0	0.000	0	0.000
<b>Full and Open Competition (Post-CICA)</b>								
Normal Full & Open Competition .....	0	0	18	1,556	18	26.087	1,556	25.634
Architect Engineering .....	0	0	0	0	0	0.000	0	0.000
Basic Research .....	0	0	0	0	0	0.000	0	0.000
Multiple Award .....	0	0	22	1,244	22	31.884	1,244	20.494
Alternate Source .....	0	0	0	0	0	0.000	0	0.000
Small Business Set-Aside .....	0	0	0	0	0	0.000	0	0.000
LSA Set-Aside .....	0	0	0	0	0	0.000	0	0.000
LSA/Small Business Set-Aside .....	0	0	0	0	0	0.000	0	0.000
<b>Authority for Other Than Full and Open Competition (Post-CICA)</b>								
<b>Competitive</b>								
Only One Source .....	0	0	0	0	0	0.000	0	0.000
Follow-on Contracts .....	0	0	0	0	0	0.000	0	0.000
Other .....	0	0	1	1,185	1	1.449	1,185	19.522
Unusual & Compelling Urgency .....	0	0	0	0	0	0.000	0	0.000
Mobilization/Essential R&D .....	0	0	0	0	0	0.000	0	0.000
International Agreement .....	0	0	0	0	0	0.000	0	0.000
National Security .....	0	0	0	0	0	0.000	0	0.000
Public Interest .....	0	0	0	0	0	0.000	0	0.000
<b>Non-Competitive</b>								
Only One Source .....	0	0	1	44	1	1.449	44	0.725
Follow-on Contracts .....	0	0	0	0	0	0.000	0	0.000
Other .....	0	0	0	0	0	0.000	0	0.000
Unusual & Compelling Urgency .....	0	0	0	0	0	0.000	0	0.000
Mobilization/Essential R&D .....	0	0	0	0	0	0.000	0	0.000
International Agreement .....	0	0	0	0	0	0.000	0	0.000
National Security .....	0	0	0	0	0	0.000	0	0.000
Public Interest .....	0	0	0	0	0	0.000	0	0.000
Not Available for Competition .....	2	280	4	384	6	8.696	664	10.939
<b>Synopsis of Procurement Prior to Award</b>								
Synopsized Prior to Award .....	8	649	19	1,807	27	39.130	2,456	40.461
Not Synopsized due to Emergency .....	0	0	0	0	0	0.000	0	0.000
Not Synopsized for Other Reasons .....	15	1,008	27	2,606	42	60.870	3,614	59.539
Women Owned Business .....	0	0	1	292	1	1.449	292	4.811
Full and Open with Only One Bidder/Offeror .....	0	0	2	82	2	2.899	82	1.351

FEDERAL PROCUREMENT DATA SYSTEM  
**NATIONAL CAPITAL PLANNING COMMISSION SNAPSHOT REPORT**

Actions Reported in Summary on SF281

Fiscal Year 1987 Through Fourth Quarter

**Part I - Total Prime Acquisition Actions**

Acquisition Method	Number of Actions	Net Dollar Amount (000)				
		Total	Small Business Concerns	Large Business Concerns	Educational & Non-Profit Institutions	Outside U.S./ Outlying Areas
1. Total (2+7+8) .....	171	123				
2. Subtotal (3+4+5+6) .....	171	123	68	34	21	0
3. Formally Advertised (Including 2 Step) .....	0	0	0	0	0	0
4. Negotiated Competitive .....	93	45	37	8	0	0
5. Negotiated Non-Competitive .....	38	22	1	0	21	0
6. Procurement Under Another Agency's Contracts .....	40	56	30	26	0	0
6A. GSA Schedules .....	31	49	23	26	0	0
6B. Another Agency's Contracts .....	9	7	7	0	0	0
7. Directed Contracts For Foreign Governments .....	0	0				
8. Tariff Or Regulated Acquisitions .....	0	0				

**Part II - Statistics on Selected Types of Acquisition**

Type of Acquisition	Number of Actions	Net Dollar Amount (000)
9. Small Business Total Set-Asides .....	0	0
10. Small Business Partial Set-Asides .....	0	0
11. Total Labor Surplus Area Set-Asides .....	0	0
12. Total Labor Surplus Area/Small Business Set-Asides .....	0	0
13. Acquisitions From Minority and Disadvantaged Business Enterprises (13A + 13B) .....	0	0
13A. Directed to Large Or Small Minority Business Enterprises .....	0	0
13B. Small Business - Disadvantaged 8(A) .....	0	0
14. Women-Owned Business .....	8	7

**NATIONAL CAPITAL PLANNING COMMISSION SNAPSHOT REPORT**

Actions Reported Individually on SF279

Fiscal Year 1987 Through Fourth Quarter

	PRE-CICA		POST-CICA		PRE-& POST-CICA			
	Actions	Dollars (000)	Actions	Dollars (000)	Actions	Percents of Actions	Dollars (000)	Percentage of Dollars (000)
Total .....	0	0	0	0	0	0.000	0	0.000
<b>Subject To Statutory Requirements</b>								
Walsh Healy Act - Mfg .....	0	0	0	0	0	0.000	0	0.000
Walsh Healy Act - Dealer .....	0	0	0	0	0	0.000	0	0.000
Service Contract Act .....	0	0	0	0	0	0.000	0	0.000
Davis Bacon Act .....	0	0	0	0	0	0.000	0	0.000
Not subject to Above 3 Acts .....	0	0	0	0	0	0.000	0	0.000
<b>Kind of Contract Action</b>								
Initial Letter Contract .....	0	0	0	0	0	0.000	0	0.000
Def. Cont. Superseding Letter Contract .....	0	0	0	0	0	0.000	0	0.000
New Definitive Contract .....	0	0	0	0	0	0.000	0	0.000
Order Under Agency's Contract .....	0	0	0	0	0	0.000	0	0.000
Modification .....	0	0	0	0	0	0.000	0	0.000
GSA Schedule .....	0	0	0	0	0	0.000	0	0.000
Order Under Other Agency's Contract .....	0	0	0	0	0	0.000	0	0.000
Termination for Default .....	0	0	0	0	0	0.000	0	0.000
Termination for Convenience .....	0	0	0	0	0	0.000	0	0.000
<b>Labor Surplus Area (LSA)</b>								
Total Set-Aside .....	0	0	0	0	0	0.000	0	0.000
Partial Set-Aside (DOD contracts) .....	0	0	0	0	0	0.000	0	0.000
Tie Bid Preference .....	0	0	0	0	0	0.000	0	0.000
Total LSA/Small Bus. Set-Aside .....	0	0	0	0	0	0.000	0	0.000
Comb. Sm. Bus. Partial LSA (DOD contracts) .....	0	0	0	0	0	0.000	0	0.000
Subtotal: .....	0	0	0	0	0	0.000	0	0.000
LSA No Preference Given .....	0	0	0	0	0	0.000	0	0.000
<b>Product or Service</b>								
Supplies & Equipment .....	0	0	0	0	0	0.000	0	0.000
Research & Development .....	0	0	0	0	0	0.000	0	0.000
Construction .....	0	0	0	0	0	0.000	0	0.000
Architect Engineering .....	0	0	0	0	0	0.000	0	0.000
Automatic Data Processing Services .....	0	0	0	0	0	0.000	0	0.000
ADP Equipment, Purchase & Lease .....	0	0	0	0	0	0.000	0	0.000
Real Property, Purchase & Lease .....	0	0	0	0	0	0.000	0	0.000
Other Services .....	0	0	0	0	0	0.000	0	0.000

FEDERAL PROCUREMENT DATA SYSTEM  
**NATIONAL CAPITAL PLANNING COMMISSION SNAPSHOT REPORT**  
 Actions Reported Individually on SF279  
 Fiscal Year 1987 Through Fourth Quarter

	PRE-CICA		POST-CICA		PRE- & POST-CICA			
	Actions	Dollars (000)	Actions	Dollars (000)	Actions	Percentage of Actions	Dollars (000)	Percentage of Dollars (000)
<b>Methods of Contracting (Pre-CICA)</b>								
2-step Formal Advertising .....	0	0	0	0	0	0.000	0	0.000
Other Formal Advertising .....	0	0	0	0	0	0.000	0	0.000
Negotiated Competitive .....	0	0	0	0	0	0.000	0	0.000
Negotiated Non-Competitive .....	0	0	0	0	0	0.000	0	0.000
Directed for Foreign Governments .....	0	0	0	0	0	0.000	0	0.000
Tariff or Regulated .....	0	0	0	0	0	0.000	0	0.000
8(a) Awards .....	0	0	0	0	0	0.000	0	0.000
Brand Name For Resale .....	0	0	0	0	0	0.000	0	0.000
<b>Small Business Awards</b>								
Small Business No Preference .....	0	0	0	0	0	0.000	0	0.000
Total Set-Asides .....	0	0	0	0	0	0.000	0	0.000
Partial Set-Asides .....	0	0	0	0	0	0.000	0	0.000
8(a) Awards .....	0	0	0	0	0	0.000	0	0.000
Subtotal:	0	0	0	0	0	0.000	0	0.000
<b>Type of Contract</b>								
Fixed Price .....	0	0	0	0	0	0.000	0	0.000
Cost Reimbursement .....	0	0	0	0	0	0.000	0	0.000
Time & Material .....	0	0	0	0	0	0.000	0	0.000
Labor Hour .....	0	0	0	0	0	0.000	0	0.000
<b>Type of Contractor</b>								
Business Concerns .....	0	0	0	0	0	0.000	0	0.000
Educational & Non-Profit .....	0	0	0	0	0	0.000	0	0.000
State/Local Government .....	0	0	0	0	0	0.000	0	0.000
Non-defined .....	0	0	0	0	0	0.000	0	0.000
<b>Full and Open Competition (Post-CICA)</b>								
Normal Full & Open Competition .....	0	0	0	0	0	0.000	0	0.000
Architect Engineering .....	0	0	0	0	0	0.000	0	0.000
Basic Research .....	0	0	0	0	0	0.000	0	0.000
Multiple Award .....	0	0	0	0	0	0.000	0	0.000
Alternate Source .....	0	0	0	0	0	0.000	0	0.000
Small Business Set-Aside .....	0	0	0	0	0	0.000	0	0.000
LSA Set-Aside .....	0	0	0	0	0	0.000	0	0.000
LSA/Small Business Set-Aside .....	0	0	0	0	0	0.000	0	0.000
<b>Authority for Other Than Full and Open Competition (Post-CICA)</b>								
<b>Competitive</b>								
Only One Source .....	0	0	0	0	0	0.000	0	0.000
Follow-on Contracts .....	0	0	0	0	0	0.000	0	0.000
Other .....	0	0	0	0	0	0.000	0	0.000
Unusual & Compelling Urgency .....	0	0	0	0	0	0.000	0	0.000
Mobilization/Essential R&D .....	0	0	0	0	0	0.000	0	0.000
International Agreement .....	0	0	0	0	0	0.000	0	0.000
National Security .....	0	0	0	0	0	0.000	0	0.000
Public Interest .....	0	0	0	0	0	0.000	0	0.000
<b>Non-Competitive</b>								
Only One Source .....	0	0	0	0	0	0.000	0	0.000
Follow-on Contracts .....	0	0	0	0	0	0.000	0	0.000
Other .....	0	0	0	0	0	0.000	0	0.000
Unusual & Compelling Urgency .....	0	0	0	0	0	0.000	0	0.000
Mobilization/Essential R&D .....	0	0	0	0	0	0.000	0	0.000
International Agreement .....	0	0	0	0	0	0.000	0	0.000
National Security .....	0	0	0	0	0	0.000	0	0.000
Public Interest .....	0	0	0	0	0	0.000	0	0.000
Not Available for Competition .....	0	0	0	0	0	0.000	0	0.000
<b>Synopsis of Procurement Prior to Award</b>								
Synopsized Prior to Award .....	0	0	0	0	0	0.000	0	0.000
Not Synopsized due to Emergency .....	0	0	0	0	0	0.000	0	0.000
Not Synopsized for Other Reasons .....	0	0	0	0	0	0.000	0	0.000
Women Owned Business .....	0	0	0	0	0	0.000	0	0.000
Full and Open with Only One Bidder/Offeree .....	0	0	0	0	0	0.000	0	0.000

FEDERAL PROCUREMENT DATA SYSTEM  
**NATL FOUNDATION ON ARTS AND HUMANITIES SNAPSHOT REPORT**

Actions Reported in Summary on SF281  
 Fiscal Year 1987 Through Fourth Quarter

**Part I - Total Prime Acquisition Actions**

Acquisition Method	Number of Actions	Net Dollar Amount (000)				
		Total	Small Business Concerns	Large Business Concerns	Educational & Non-Profit Institutions	Outside U.S./ Outlying Areas
1. Total (2+7+8) .....	541	955				
2. Subtotal (3+4+5+6) .....	541	955	472	483	0	0
3. Formally Advertised (Including 2 Step) .....	0	0	0	0	0	0
4. Negotiated Competitive .....	62	255	222	33	0	0
5. Negotiated Non-Competitive .....	291	249	175	74	0	0
6. Procurement Under Another Agency's Contracts .....	188	451	75	376	0	0
6A. GSA Schedules .....	188	451	75	376	0	0
6B. Another Agency's Contracts .....	0	0	0	0	0	0
7. Directed Contracts For Foreign Governments .....	0	0				
8. Tariff Or Regulated Acquisitions .....	0	0				

**Part II - Statistics on Selected Types of Acquisition**

Type of Acquisition	Number of Actions	Net Dollar Amount (000)
9. Small Business Total Set-Asides .....	28	125
10. Small Business Partial Set-Asides .....	0	0
11. Total Labor Surplus Area Set-Asides .....	0	0
12. Total Labor Surplus Area/Small Business Set-Asides .....	15	40
13. Acquisitions From Minority and Disadvantaged Business Enterprises (13A + 13B) .....	16	88
13A. Directed to Large Or Small Minority Business Enterprises .....	16	88
13B. Small Business - Disadvantaged 8(A) .....	0	0
14. Women-Owned Business .....	3	2

**NATL FOUNDATION ON ARTS AND HUMANITIES SNAPSHOT REPORT**

Actions Reported Individually on SF279  
 Fiscal Year 1987 Through Fourth Quarter

	PRE-CICA		POST-CICA		PRE- & POST-CICA			
	Actions	Dollars (000)	Actions	Dollars (000)	Actions	Percents of Actions	Dollars (000)	Percentage of Dollars (000)
<b>Total</b> .....	0	0	10	778	10	100.000	778	100.000
<b>Subject To Statutory Requirements</b>								
Walsh Healy Act - Mfg .....	0	0	5	357	5	50.000	357	45.887
Walsh Healy Act - Dealer .....	0	0	0	0	0	0.000	0	0.000
Service Contract Act .....	0	0	2	217	2	20.000	217	27.892
Davis Bacon Act .....	0	0	0	0	0	0.000	0	0.000
Not subject to Above 3 Acts .....	0	0	3	204	3	30.000	204	26.221
<b>Kind of Contract Action</b>								
Initial Letter Contract .....	0	0	0	0	0	0.000	0	0.000
Def. Cont. Superseding Letter Contract .....	0	0	0	0	0	0.000	0	0.000
New Definitive Contract .....	0	0	3	204	3	30.000	204	26.221
Order Under Agency's Contract .....	0	0	0	0	0	0.000	0	0.000
Modification .....	0	0	7	574	7	70.000	574	73.779
GSA Schedule .....	0	0	0	0	0	0.000	0	0.000
Order Under Other Agency's Contract .....	0	0	0	0	0	0.000	0	0.000
Termination for Default .....	0	0	0	0	0	0.000	0	0.000
Termination for Convenience .....	0	0	0	0	0	0.000	0	0.000
<b>Labor Surplus Area (LSA)</b>								
Total Set-Aside .....	0	0	0	0	0	0.000	0	0.000
Partial Set-Aside (DOD contracts) .....	0	0	0	0	0	0.000	0	0.000
Tie Bid Preference .....	0	0	0	0	0	0.000	0	0.000
Total LSA/Small Bus. Set-Aside .....	0	0	0	0	0	0.000	0	0.000
Comb. Sm. Bus. Partial LSA (DOD contracts) ..	0	0	0	0	0	0.000	0	0.000
Subtotal: .....	0	0	0	0	0	0.000	0	0.000
<b>LSA No Preference Given</b> .....	0	0	10	778	10	100.000	778	100.000
<b>Product or Service</b>								
Supplies & Equipment .....	0	0	0	0	0	0.000	0	0.000
Research & Development .....	0	0	0	0	0	0.000	0	0.000
Construction .....	0	0	0	0	0	0.000	0	0.000
Architect Engineering .....	0	0	0	0	0	0.000	0	0.000
Automatic Data Processing Services .....	0	0	0	0	0	0.000	0	0.000
ADP Equipment, Purchase & Lease .....	0	0	5	357	5	50.000	357	45.887
Real Property, Purchase & Lease .....	0	0	0	0	0	0.000	0	0.000
Other Services .....	0	0	5	421	5	50.000	421	54.113



FEDERAL PROCUREMENT DATA SYSTEM  
**NATL FOUNDATION ON ARTS AND HUMANITIES SNAPSHOT REPORT**  
 Actions Reported Individually on SF279  
 Fiscal Year 1987 Through Fourth Quarter

	PRE-CICA		POST-CICA		PRE- & POST-CICA			
	Actions	Dollars (000)	Actions	Dollars (000)	Actions	Percentage of Actions	Dollars (000)	Percentage of Dollars (000)
<b>Methods of Contracting (Pre-CICA)</b>								
2-step Formal Advertising .....	0	0	0	0	0	0.000	0	0.000
Other Formal Advertising .....	0	0	0	0	0	0.000	0	0.000
Negotiated Competitive .....	0	0	0	0	0	0.000	0	0.000
Negotiated Non-Competitive .....	0	0	0	0	0	0.000	0	0.000
Directed for Foreign Governments .....	0	0	0	0	0	0.000	0	0.000
Tariff or Regulated .....	0	0	0	0	0	0.000	0	0.000
8(a) Awards .....	0	0	0	0	0	0.000	0	0.000
Brand Name For Resale .....	0	0	0	0	0	0.000	0	0.000
<b>Small Business Awards</b>								
Small Business No Preference .....	0	0	2	59	2	20.000	59	7.584
Total Set-Asides .....	0	0	0	0	0	0.000	0	0.000
Partial Set-Asides .....	0	0	0	0	0	0.000	0	0.000
8(a) Awards .....	0	0	0	0	0	0.000	0	0.000
Subtotal:	0	0	2	59	2	20.000	59	7.584
<b>Type of Contract</b>								
Fixed Price .....	0	0	9	633	9	90.000	633	81.362
Cost Reimbursement .....	0	0	1	145	1	10.000	145	18.638
Time & Material .....	0	0	0	0	0	0.000	0	0.000
Labor Hour .....	0	0	0	0	0	0.000	0	0.000
<b>Type of Contractor</b>								
Business Concerns .....	0	0	10	778	10	100.000	778	100.000
Educational & Non-Profit .....	0	0	0	0	0	0.000	0	0.000
State/Local Government .....	0	0	0	0	0	0.000	0	0.000
Non-defined .....	0	0	0	0	0	0.000	0	0.000
<b>Full and Open Competition (Post-CICA)</b>								
Normal Full & Open Competition .....	0	0	4	396	4	40.000	396	50.900
Architect Engineering .....	0	0	0	0	0	0.000	0	0.000
Basic Research .....	0	0	0	0	0	0.000	0	0.000
Multiple Award .....	0	0	5	357	5	50.000	357	45.887
Alternate Source .....	0	0	0	0	0	0.000	0	0.000
Small Business Set-Aside .....	0	0	0	0	0	0.000	0	0.000
LSA Set-Aside .....	0	0	0	0	0	0.000	0	0.000
LSA/Small Business Set-Aside .....	0	0	0	0	0	0.000	0	0.000
<b>Authority for Other Than Full and Open Competition (Post-CICA)</b>								
Competitive								
Only One Source .....	0	0	0	0	0	0.000	0	0.000
Follow-on Contracts .....	0	0	0	0	0	0.000	0	0.000
Other .....	0	0	0	0	0	0.000	0	0.000
Unusual & Compelling Urgency .....	0	0	0	0	0	0.000	0	0.000
Mobilization/Essential R&D .....	0	0	0	0	0	0.000	0	0.000
International Agreement .....	0	0	0	0	0	0.000	0	0.000
National Security .....	0	0	0	0	0	0.000	0	0.000
Public Interest .....	0	0	0	0	0	0.000	0	0.000
Non-Competitive								
Only One Source .....	0	0	0	0	0	0.000	0	0.000
Follow-on Contracts .....	0	0	0	0	0	0.000	0	0.000
Other .....	0	0	0	0	0	0.000	0	0.000
Unusual & Compelling Urgency .....	0	0	0	0	0	0.000	0	0.000
Mobilization/Essential R&D .....	0	0	0	0	0	0.000	0	0.000
International Agreement .....	0	0	0	0	0	0.000	0	0.000
National Security .....	0	0	0	0	0	0.000	0	0.000
Public Interest .....	0	0	0	0	0	0.000	0	0.000
Not Available for Competition .....	0	0	1	25	1	10.000	25	3.213
<b>Synopsis of Procurement Prior to Award</b>								
Synopsized Prior to Award .....	0	0	9	753	9	90.000	753	96.787
Not Synopsized due to Emergency .....	0	0	0	0	0	0.000	0	0.000
Not Synopsized for Other Reasons .....	0	0	1	25	1	10.000	25	3.213
Women Owned Business .....	0	0	0	0	0	0.000	0	0.000
Full and Open with Only One Bidder/Offeree .....	0	0	0	0	0	0.000	0	0.000

FEDERAL PROCUREMENT DATA SYSTEM  
**NATIONAL GALLERY OF ART SNAPSHOT REPORT**

Actions Reported in Summary on SF281

Fiscal Year 1987 Through Fourth Quarter

**Part I - Total Prime Acquisition Actions**

Acquisition Method	Number of Actions	Net Dollar Amount (000)				
		Total	Small Business Concerns	Large Business Concerns	Educational & Non-Profit Institutions	Outside U.S./ Outlying Areas
1. Total (2+7+8) .....	390	382				
2. Subtotal (3+4+5+6) .....	390	382	216	166	0	0
3. Formally Advertised (Including 2 Step) .....	0	0	0	0	0	0
4. Negotiated Competitive .....	195	207	123	84	0	0
5. Negotiated Non-Competitive .....	166	118	72	46	0	0
6. Procurement Under Another Agency's Contracts .....	29	57	21	36	0	0
6A. GSA Schedules .....	29	57	21	36	0	0
6B. Another Agency's Contracts .....	0	0	0	0	0	0
7. Directed Contracts For Foreign Governments .....	0	0				
8. Tariff Or Regulated Acquisitions .....	0	0				

**Part II - Statistics on Selected Types of Acquisition**

Type of Acquisition	Number of Actions	Net Dollar Amount (000)
9. Small Business Total Set-Asides .....	0	0
10. Small Business Partial Set-Asides .....	0	0
11. Total Labor Surplus Area Set-Asides .....	0	0
12. Total Labor Surplus Area/Small Business Set-Asides .....	0	0
13. Acquisitions From Minority and Disadvantaged Business Enterprises (13A + 13B) .....	0	0
13A. Directed to Large Or Small Minority Business Enterprises .....	0	0
13B. Small Business - Disadvantaged 8(A) .....	0	0
14. Women-Owned Business .....	0	0

\*\*\* FAILED TO REPORT THIS QUARTER \*\*\*

**NATIONAL GALLERY OF ART SNAPSHOT REPORT**

Actions Reported Individually on SF279

Fiscal Year 1987 Through Fourth Quarter

	PRE-CICA		POST-CICA		PRE- & POST-CICA			
	Actions	Dollars (000)	Actions	Dollars (000)	Actions	Percents of Actions	Dollars (000)	Percentage of Dollars (000)
Total .....	0	0	11	1,048	11	100.000	1,048	100.000
<b>Subject To Statutory Requirements</b>								
Walsh Healy Act - Mig .....	0	0	1	56	1	9.091	56	5.344
Walsh Healy Act - Dealer .....	0	0	3	138	3	27.273	138	13.168
Service Contract Act .....	0	0	4	131	4	36.364	131	12.500
Davis Bacon Act .....	0	0	3	723	3	27.273	723	68.989
Not subject to Above 3 Acts .....	0	0	0	0	0	0.000	0	0.000
<b>Kind of Contract Action</b>								
Initial Letter Contract .....	0	0	0	0	0	0.000	0	0.000
Def. Cont. Superseding Letter Contract .....	0	0	1	27	1	9.091	27	2.576
New Definitive Contract .....	0	0	10	1,021	10	90.909	1,021	97.424
Order Under Agency's Contract .....	0	0	0	0	0	0.000	0	0.000
Modification .....	0	0	0	0	0	0.000	0	0.000
GSA Schedule .....	0	0	0	0	0	0.000	0	0.000
Order Under Other Agency's Contract .....	0	0	0	0	0	0.000	0	0.000
Termination for Default .....	0	0	0	0	0	0.000	0	0.000
Termination for Convenience .....	0	0	0	0	0	0.000	0	0.000
<b>Labor Surplus Area (LSA)</b>								
Total Set-Aside .....	0	0	0	0	0	0.000	0	0.000
Partial Set-Aside (DOD contracts) .....	0	0	0	0	0	0.000	0	0.000
Tie Bid Preference .....	0	0	0	0	0	0.000	0	0.000
Total LSA/Small Bus. Set-Aside .....	0	0	0	0	0	0.000	0	0.000
Comb. Sm. Bus. Partial LSA (DOD contracts) .....	0	0	0	0	0	0.000	0	0.000
Subtotal: .....	0	0	0	0	0	0.000	0	0.000
LSA No Preference Given .....	0	0	11	1,048	11	100.000	1,048	100.000
<b>Product or Service</b>								
Supplies & Equipment .....	0	0	4	194	4	36.364	194	18.511
Research & Development .....	0	0	0	0	0	0.000	0	0.000
Construction .....	0	0	3	723	3	27.273	723	68.989
Architect Engineering .....	0	0	0	0	0	0.000	0	0.000
Automatic Data Processing Services .....	0	0	0	0	0	0.000	0	0.000
ADP Equipment, Purchase & Lease .....	0	0	0	0	0	0.000	0	0.000
Real Property, Purchase & Lease .....	0	0	0	0	0	0.000	0	0.000
Other Services .....	0	0	4	131	4	36.364	131	12.500

FEDERAL PROCUREMENT DATA SYSTEM  
**NATIONAL GALLERY OF ART SNAPSHOT REPORT**  
 Actions Reported Individually on SF279  
 Fiscal Year 1987 Through Fourth Quarter

	PRE-CICA		POST-CICA		PRE- & POST-CICA			
	Actions	Dollars (000)	Actions	Dollars (000)	Actions	Percentage of Actions	Dollars (000)	Percentage of Dollars (000)
<b>Methods of Contracting (Pre-CICA)</b>								
2-step Formal Advertising .....	0	0	0	0	0	0.000	0	0.000
Other Formal Advertising .....	0	0	0	0	0	0.000	0	0.000
Negotiated Competitive .....	0	0	0	0	0	0.000	0	0.000
Negotiated Non-Competitive .....	0	0	0	0	0	0.000	0	0.000
Directed for Foreign Governments .....	0	0	0	0	0	0.000	0	0.000
Tariff or Regulated .....	0	0	0	0	0	0.000	0	0.000
8(a) Awards .....	0	0	0	0	0	0.000	0	0.000
Brand Name For Resale .....	0	0	0	0	0	0.000	0	0.000
<b>Small Business Awards</b>								
Small Business No Preference .....	0	0	7	918	7	63.636	918	87.595
Total Set-Asides .....	0	0	0	0	0	0.000	0	0.000
Partial Set-Asides .....	0	0	0	0	0	0.000	0	0.000
8(a) Awards .....	0	0	0	0	0	0.000	0	0.000
Subtotal:	0	0	7	918	7	63.636	918	87.595
<b>Type of Contract</b>								
Fixed Price .....	0	0	7	250	7	63.636	250	23.855
Cost Reimbursement .....	0	0	1	56	1	9.091	56	5.344
Time & Material .....	0	0	3	742	3	27.273	742	70.802
Labor Hour .....	0	0	0	0	0	0.000	0	0.000
<b>Type of Contractor</b>								
Business Concerns .....	0	0	10	1,021	10	90.909	1,021	97.424
Educational & Non-Profit .....	0	0	1	27	1	9.091	27	2.576
State/Local Government .....	0	0	0	0	0	0.000	0	0.000
Non-defined .....	0	0	0	0	0	0.000	0	0.000
<b>Full and Open Competition (Post-CICA)</b>								
Normal Full & Open Competition .....	0	0	5	217	5	45.455	217	20.706
Architect Engineering .....	0	0	0	0	0	0.000	0	0.000
Basic Research .....	0	0	0	0	0	0.000	0	0.000
Multiple Award .....	0	0	0	0	0	0.000	0	0.000
Alternate Source .....	0	0	0	0	0	0.000	0	0.000
Small Business Set-Aside .....	0	0	0	0	0	0.000	0	0.000
LSA Set-Aside .....	0	0	0	0	0	0.000	0	0.000
LSA/Small Business Set-Aside .....	0	0	0	0	0	0.000	0	0.000
<b>Authority for Other Than Full and Open Competition (Post-CICA)</b>								
Competitive								
Only One Source .....	0	0	0	0	0	0.000	0	0.000
Follow-on Contracts .....	0	0	0	0	0	0.000	0	0.000
Other .....	0	0	0	0	0	0.000	0	0.000
Unusual & Compelling Urgency .....	0	0	0	0	0	0.000	0	0.000
Mobilization/Essential R&D .....	0	0	0	0	0	0.000	0	0.000
International Agreement .....	0	0	0	0	0	0.000	0	0.000
National Security .....	0	0	0	0	0	0.000	0	0.000
Public Interest .....	0	0	0	0	0	0.000	0	0.000
Non-Competitive								
Only One Source .....	0	0	3	108	3	27.273	108	10.305
Follow-on Contracts .....	0	0	0	0	0	0.000	0	0.000
Other .....	0	0	0	0	0	0.000	0	0.000
Unusual & Compelling Urgency .....	0	0	3	723	3	27.273	723	68.989
Mobilization/Essential R&D .....	0	0	0	0	0	0.000	0	0.000
International Agreement .....	0	0	0	0	0	0.000	0	0.000
National Security .....	0	0	0	0	0	0.000	0	0.000
Public Interest .....	0	0	0	0	0	0.000	0	0.000
Not Available for Competition .....	0	0	0	0	0	0.000	0	0.000
<b>Synopsis of Procurement Prior to Award</b>								
Synopsized Prior to Award .....	0	0	0	0	0	0.000	0	0.000
Not Synopsized due to Emergency .....	0	0	0	0	0	0.000	0	0.000
Not Synopsized for Other Reasons .....	0	0	11	1,048	11	100.000	1,048	100.000
Women Owned Business .....	0	0	0	0	0	0.000	0	0.000
Full and Open with Only One Bidder/Offeree .....	0	0	0	0	0	0.000	0	0.000

FEDERAL PROCUREMENT DATA SYSTEM  
**NATIONAL LABOR RELATIONS BOARD SNAPSHOT REPORT**

Actions Reported in Summary on SF281  
 Fiscal Year 1987 Through Fourth Quarter

**Part I - Total Prime Acquisition Actions**

Acquisition Method	Number of Actions	Net Dollar Amount (000)				
		Total	Small Business Concerns	Large Business Concerns	Educational & Non-Profit Institutions	Outside U.S./ Outlying Areas
1. Total (2+7+8) .....	1,084	1,977				
2. Subtotal (3+4+5+6) .....	1,079	1,941	790	1,151	0	0
3. Formally Advertised (Including 2 Step) .....	8	176	121	55	0	0
4. Negotiated Competitive .....	468	864	453	411	0	0
5. Negotiated Non-Competitive .....	2	46	23	23	0	0
6. Procurement Under Another Agency's Contracts .....	601	855	193	662	0	0
6A. GSA Schedules .....	308	731	127	604	0	0
6B. Another Agency's Contracts .....	293	124	66	58	0	0
7. Directed Contracts For Foreign Governments .....	0	0				
8. Tariff Or Regulated Acquisitions .....	5	36				

**Part II - Statistics on Selected Types of Acquisition**

Type of Acquisition	Number of Actions	Net Dollar Amount (000)
9. Small Business Total Set-Asides .....	450	713
10. Small Business Partial Set-Asides .....	0	0
11. Total Labor Surplus Area Set-Asides .....	0	0
12. Total Labor Surplus Area/Small Business Set-Asides .....	0	0
13. Acquisitions From Minority and Disadvantaged Business Enterprises (13A + 13B) .....	2	2
13A. Directed to Large Or Small Minority Business Enterprises .....	2	2
13B. Small Business - Disadvantaged 8(A) .....	0	0
14. Women-Owned Business .....	20	105

\*\*\* FAILED TO REPORT THIS QUARTER \*\*\*

**NATIONAL LABOR RELATIONS BOARD SNAPSHOT REPORT**

Actions Reported Individually on SF279  
 Fiscal Year 1987 Through Fourth Quarter

	PRE-CICA		POST-CICA		PRE- & POST-CICA			
	Actions	Dollars (000)	Actions	Dollars (000)	Actions	Percents of Actions	Dollars (000)	Percentage of Dollars (000)
Total .....	0	0	23	2,288	23	100.000	2,288	100.000
<b>Subject To Statutory Requirements</b>								
Walsh Healy Act - Mfg .....	0	0	0	0	0	0.000	0	0.000
Walsh Healy Act - Dealer .....	0	0	0	0	0	0.000	0	0.000
Service Contract Act .....	0	0	0	0	0	0.000	0	0.000
Davis Bacon Act .....	0	0	0	0	0	0.000	0	0.000
Not subject to Above 3 Acts .....	0	0	23	2,288	23	100.000	2,288	100.000
<b>Kind of Contract Action</b>								
Initial Letter Contract .....	0	0	0	0	0	0.000	0	0.000
Def. Cont. Superseding Letter Contract .....	0	0	1	30	1	4.348	30	1.311
New Definitive Contract .....	0	0	9	1,365	9	39.130	1,365	59.659
Order Under Agency's Contract .....	0	0	0	0	0	0.000	0	0.000
Modification .....	0	0	0	0	0	0.000	0	0.000
GSA Schedule .....	0	0	13	893	13	56.522	893	39.030
Order Under Other Agency's Contract .....	0	0	0	0	0	0.000	0	0.000
Termination for Default .....	0	0	0	0	0	0.000	0	0.000
Termination for Convenience .....	0	0	0	0	0	0.000	0	0.000
<b>Labor Surplus Area (LSA)</b>								
Total Set-Aside .....	0	0	0	0	0	0.000	0	0.000
Partial Set-Aside (DOD contracts) .....	0	0	0	0	0	0.000	0	0.000
Tie Bid Preference .....	0	0	0	0	0	0.000	0	0.000
Total LSA/Small Bus. Set-Aside .....	0	0	0	0	0	0.000	0	0.000
Comb.Sm. Bus. Partial LSA (DOD contracts) .....	0	0	0	0	0	0.000	0	0.000
Subtotal: .....	0	0	0	0	0	0.000	0	0.000
<b>LSA No Preference Given</b> .....	0	0	23	2,288	23	100.000	2,288	100.000
<b>Product or Service</b>								
Supplies & Equipment .....	0	0	12	929	12	52.174	929	40.603
Research & Development .....	0	0	0	0	0	0.000	0	0.000
Construction .....	0	0	0	0	0	0.000	0	0.000
Architect Engineering .....	0	0	0	0	0	0.000	0	0.000
Automatic Data Processing Services .....	0	0	0	0	0	0.000	0	0.000
ADP Equipment, Purchase & Lease .....	0	0	5	552	5	21.739	552	24.126
Real Property, Purchase & Lease .....	0	0	0	0	0	0.000	0	0.000
Other Services .....	0	0	6	807	6	26.087	807	35.271

\*\*\* FAILED TO REPORT THIS QUARTER \*\*\*

FEDERAL PROCUREMENT DATA SYSTEM  
**NATIONAL LABOR RELATIONS BOARD SNAPSHOT REPORT**  
 Actions Reported Individually on SF279  
 Fiscal Year 1987 Through Fourth Quarter

	PRE-CICA		POST-CICA		PRE- & POST-CICA			
	Actions	Dollars (000)	Actions	Dollars (000)	Actions	Percentage of Actions	Dollars (000)	Percentage of Dollars (000)
<b>Methods of Contracting (Pre-CICA)</b>								
2-step Formal Advertising .....	0	0	0	0	0	0.000	0	0.000
Other Formal Advertising .....	0	0	0	0	0	0.000	0	0.000
Negotiated Competitive .....	0	0	0	0	0	0.000	0	0.000
Negotiated Non-Competitive .....	0	0	0	0	0	0.000	0	0.000
Directed for Foreign Governments .....	0	0	0	0	0	0.000	0	0.000
Tariff or Regulated .....	0	0	0	0	0	0.000	0	0.000
8(a) Awards .....	0	0	0	0	0	0.000	0	0.000
Brand Name For Resale .....	0	0	0	0	0	0.000	0	0.000
<b>Small Business Awards</b>								
Small Business No Preference .....	0	0	4	731	4	17.391	731	31.949
Total Set-Asides .....	0	0	0	0	0	0.000	0	0.000
Partial Set-Asides .....	0	0	0	0	0	0.000	0	0.000
8(a) Awards .....	0	0	0	0	0	0.000	0	0.000
Subtotal:	0	0	4	731	4	17.391	731	31.949
<b>Type of Contract</b>								
Fixed Price .....	0	0	23	2,288	23	100.000	2,288	100.000
Cost Reimbursement .....	0	0	0	0	0	0.000	0	0.000
Time & Material .....	0	0	0	0	0	0.000	0	0.000
Labor Hour .....	0	0	0	0	0	0.000	0	0.000
<b>Type of Contractor</b>								
Business Concerns .....	0	0	23	2,288	23	100.000	2,288	100.000
Educational & Non-Profit .....	0	0	0	0	0	0.000	0	0.000
State/Local Government .....	0	0	0	0	0	0.000	0	0.000
Non-defined .....	0	0	0	0	0	0.000	0	0.000
<b>Full and Open Competition (Post-CICA)</b>								
Normal Full & Open Competition .....	0	0	3	706	3	13.043	706	30.857
Architect Engineering .....	0	0	0	0	0	0.000	0	0.000
Basic Research .....	0	0	0	0	0	0.000	0	0.000
Multiple Award .....	0	0	13	893	13	56.522	893	39.030
Alternate Source .....	0	0	0	0	0	0.000	0	0.000
Small Business Set-Aside .....	0	0	0	0	0	0.000	0	0.000
LSA Set-Aside .....	0	0	0	0	0	0.000	0	0.000
LSA/Small Business Set-Aside .....	0	0	0	0	0	0.000	0	0.000
<b>Authority for Other Than Full and Open Competition (Post-CICA)</b>								
<b>Competitive</b>								
Only One Source .....	0	0	3	248	3	13.043	248	10.839
Follow-on Contracts .....	0	0	4	441	4	17.391	441	19.274
Other .....	0	0	0	0	0	0.000	0	0.000
Unusual & Compelling Urgency .....	0	0	0	0	0	0.000	0	0.000
Mobilization/Essential R&D .....	0	0	0	0	0	0.000	0	0.000
International Agreement .....	0	0	0	0	0	0.000	0	0.000
National Security .....	0	0	0	0	0	0.000	0	0.000
Public Interest .....	0	0	0	0	0	0.000	0	0.000
<b>Non-Competitive</b>								
Only One Source .....	0	0	0	0	0	0.000	0	0.000
Follow-on Contracts .....	0	0	0	0	0	0.000	0	0.000
Other .....	0	0	0	0	0	0.000	0	0.000
Unusual & Compelling Urgency .....	0	0	0	0	0	0.000	0	0.000
Mobilization/Essential R&D .....	0	0	0	0	0	0.000	0	0.000
International Agreement .....	0	0	0	0	0	0.000	0	0.000
National Security .....	0	0	0	0	0	0.000	0	0.000
Public Interest .....	0	0	0	0	0	0.000	0	0.000
Not Available for Competition .....	0	0	0	0	0	0.000	0	0.000
<b>Synopsis of Procurement Prior to Award</b>								
Synopsized Prior to Award .....	0	0	3	706	3	13.043	706	30.857
Not Synopsized due to Emergency .....	0	0	0	0	0	0.000	0	0.000
Not Synopsized for Other Reasons .....	0	0	20	1,582	20	86.957	1,582	69.143
Women Owned Business .....	0	0	1	114	1	4.348	114	4.983
Full and Open with Only One Bidder/Offaror .....	0	0	0	0	0	0.000	0	0.000

\*\*\* FAILED TO REPORT THIS QUARTER \*\*\*

FEDERAL PROCUREMENT DATA SYSTEM  
**NATIONAL MEDIATION BOARD SNAPSHOT REPORT**

Actions Reported in Summary on SF281

Fiscal Year 1987 Through Fourth Quarter

**Part I - Total Prime Acquisition Actions**

Acquisition Method	Number of Actions	Net Dollar Amount (000)				
		Total	Small Business Concerns	Large Business Concerns	Educational & Non-Profit Institutions	Outside U.S./ Outlying Areas
1. Total (2+7+8) .....	186	269				
2. Subtotal (3+4+5+6) .....	186	269	22	61	186	0
3. Formally Advertised (Including 2 Step) .....	0	0	0	0	0	0
4. Negotiated Competitive .....	41	24	9	15	0	0
5. Negotiated Non-Competitive .....	71	48	10	38	0	0
6. Procurement Under Another Agency's Contracts .....	74	197	3	8	186	0
6A. GSA Schedules .....	28	11	3	8	0	0
6B. Another Agency's Contracts .....	46	186	0	0	186	0
7. Directed Contracts For Foreign Governments .....	0	0				
8. Tariff Or Regulated Acquisitions .....	0	0				

**Part II - Statistics on Selected Types of Acquisition**

Type of Acquisition	Number of Actions	Net Dollar Amount (000)
9. Small Business Total Set-Asides .....	0	0
10. Small Business Partial Set-Asides .....	0	0
11. Total Labor Surplus Area Set-Asides .....	0	0
12. Total Labor Surplus Area/Small Business Set-Asides .....	0	0
13. Acquisitions From Minority and Disadvantaged Business Enterprises (13A + 13B) .....	0	0
13A. Directed to Large Or Small Minority Business Enterprises .....	0	0
13B. Small Business - Disadvantaged 8(A) .....	0	0
14. Women-Owned Business .....	0	0

**NATIONAL MEDIATION BOARD SNAPSHOT REPORT**

Actions Reported Individually on SF279

Fiscal Year 1987 Through Fourth Quarter

	PRE-CICA		POST-CICA		PRE- & POST-CICA			
	Actions	Dollars (000)	Actions	Dollars (000)	Actions	Percents of Actions	Dollars (000)	Percentage of Dollars (000)
Total .....	0	0	144	1,762	144	100.000	1,762	100.000
<b>Subject To Statutory Requirements</b>								
Walsh Healy Act - Mfg .....	0	0	0	0	0	0.000	0	0.000
Walsh Healy Act - Dealer .....	0	0	0	0	0	0.000	0	0.000
Service Contract Act .....	0	0	8	145	8	5.556	145	8.229
Davis Bacon Act .....	0	0	0	0	0	0.000	0	0.000
Not subject to Above 3 Acts .....	0	0	136	1,617	136	94.444	1,617	91.771
<b>Kind of Contract Action</b>								
Initial Letter Contract .....	0	0	0	0	0	0.000	0	0.000
Def. Cont. Superseding Letter Contract .....	0	0	0	0	0	0.000	0	0.000
New Definitive Contract .....	0	0	56	860	56	38.889	860	48.808
Order Under Agency's Contract .....	0	0	0	0	0	0.000	0	0.000
Modification .....	0	0	85	860	85	59.028	860	48.808
GSA Schedule .....	0	0	3	42	3	2.083	42	2.384
Order Under Other Agency's Contract .....	0	0	0	0	0	0.000	0	0.000
Termination for Default .....	0	0	0	0	0	0.000	0	0.000
Termination for Convenience .....	0	0	0	0	0	0.000	0	0.000
<b>Labor Surplus Area (LSA)</b>								
Total Set-Aside .....	0	0	0	0	0	0.000	0	0.000
Partial Set-Aside (DOD contracts) .....	0	0	0	0	0	0.000	0	0.000
Tie Bid Preference .....	0	0	0	0	0	0.000	0	0.000
Total LSA/Small Bus. Set-Aside .....	0	0	0	0	0	0.000	0	0.000
Comb. Sm. Bus. Partial LSA (DOD contracts) ..	0	0	0	0	0	0.000	0	0.000
Subtotal: .....	0	0	0	0	0	0.000	0	0.000
<b>LSA No Preference Given .....</b>	<b>0</b>	<b>0</b>	<b>144</b>	<b>1,762</b>	<b>144</b>	<b>100.000</b>	<b>1,762</b>	<b>100.000</b>
<b>Product or Service</b>								
Supplies & Equipment .....	0	0	0	0	0	0.000	0	0.000
Research & Development .....	0	0	0	0	0	0.000	0	0.000
Construction .....	0	0	0	0	0	0.000	0	0.000
Architect Engineering .....	0	0	0	0	0	0.000	0	0.000
Automatic Data Processing Services .....	0	0	0	0	0	0.000	0	0.000
ADP Equipment, Purchase & Lease .....	0	0	3	96	3	2.083	96	5.448
Real Property, Purchase & Lease .....	0	0	0	0	0	0.000	0	0.000
Other Services .....	0	0	141	1,666	141	97.917	1,666	94.552

FEDERAL PROCUREMENT DATA SYSTEM  
**NATIONAL MEDIATION BOARD SNAPSHOT REPORT**  
 Actions Reported Individually on SF279  
 Fiscal Year 1987 Through Fourth Quarter

	PRE-CICA		POST-CICA		PRE- & POST-CICA			
	Actions	Dollars (000)	Actions	Dollars (000)	Actions	Percentage of Actions	Dollars (000)	Percentage of Dollars (000)
<b>Methods of Contracting (Pre-CICA)</b>								
2-step Formal Advertising .....	0	0	0	0	0	0.000	0	0.000
Other Formal Advertising .....	0	0	0	0	0	0.000	0	0.000
Negotiated Competitive .....	0	0	0	0	0	0.000	0	0.000
Negotiated Non-Competitive .....	0	0	0	0	0	0.000	0	0.000
Directed for Foreign Governments .....	0	0	0	0	0	0.000	0	0.000
Tariff or Regulated .....	0	0	0	0	0	0.000	0	0.000
8(a) Awards .....	0	0	0	0	0	0.000	0	0.000
Brand Name For Resale .....	0	0	0	0	0	0.000	0	0.000
<b>Small Business Awards</b>								
Small Business No Preference .....	0	0	136	1,617	136	94.444	1,617	91.771
Total Set-Asides .....	0	0	0	0	0	0.000	0	0.000
Partial Set-Asides .....	0	0	0	0	0	0.000	0	0.000
8(a) Awards .....	0	0	0	0	0	0.000	0	0.000
Subtotal:	0	0	136	1,617	136	94.444	1,617	91.771
<b>Type of Contract</b>								
Fixed Price .....	0	0	8	145	8	5.556	145	8.229
Cost Reimbursement .....	0	0	0	0	0	0.000	0	0.000
Time & Material .....	0	0	0	0	0	0.000	0	0.000
Labor Hour .....	0	0	136	1,617	136	94.444	1,617	91.771
<b>Type of Contractor</b>								
Business Concerns .....	0	0	144	1,762	144	100.000	1,762	100.000
Educational & Non-Profit .....	0	0	0	0	0	0.000	0	0.000
State/Local Government .....	0	0	0	0	0	0.000	0	0.000
Non-defined .....	0	0	0	0	0	0.000	0	0.000
<b>Full and Open Competition (Post-CICA)</b>								
Normal Full & Open Competition .....	0	0	0	0	0	0.000	0	0.000
Architect Engineering .....	0	0	0	0	0	0.000	0	0.000
Basic Research .....	0	0	0	0	0	0.000	0	0.000
Multiple Award .....	0	0	8	145	8	5.556	145	8.229
Alternate Source .....	0	0	0	0	0	0.000	0	0.000
Small Business Set-Aside .....	0	0	0	0	0	0.000	0	0.000
LSA Set-Aside .....	0	0	0	0	0	0.000	0	0.000
LSA/Small Business Set-Aside .....	0	0	0	0	0	0.000	0	0.000
<b>Authority for Other Than Full and Open Competition (Post-CICA)</b>								
<b>Competitive</b>								
Only One Source .....	0	0	0	0	0	0.000	0	0.000
Follow-on Contracts .....	0	0	0	0	0	0.000	0	0.000
Other .....	0	0	0	0	0	0.000	0	0.000
Unusual & Compelling Urgency .....	0	0	0	0	0	0.000	0	0.000
Mobilization/Essential R&D .....	0	0	0	0	0	0.000	0	0.000
International Agreement .....	0	0	0	0	0	0.000	0	0.000
National Security .....	0	0	0	0	0	0.000	0	0.000
Public Interest .....	0	0	0	0	0	0.000	0	0.000
<b>Non-Competitive</b>								
Only One Source .....	0	0	0	0	0	0.000	0	0.000
Follow-on Contracts .....	0	0	0	0	0	0.000	0	0.000
Other .....	0	0	0	0	0	0.000	0	0.000
Unusual & Compelling Urgency .....	0	0	0	0	0	0.000	0	0.000
Mobilization/Essential R&D .....	0	0	0	0	0	0.000	0	0.000
International Agreement .....	0	0	0	0	0	0.000	0	0.000
National Security .....	0	0	0	0	0	0.000	0	0.000
Public Interest .....	0	0	0	0	0	0.000	0	0.000
Not Available for Competition .....	0	0	136	1,617	136	94.444	1,617	91.771
<b>Synopsis of Procurement Prior to Award</b>								
Synopsized Prior to Award .....	0	0	0	0	0	0.000	0	0.000
Not Synopsized due to Emergency .....	0	0	0	0	0	0.000	0	0.000
Not Synopsized for Other Reasons .....	0	0	144	1,762	144	100.000	1,762	100.000
Women Owned Business .....	0	0	7	90	7	4.861	90	5.108
Full and Open with Only One Bidder/Officer .....	0	0	0	0	0	0.000	0	0.000

FEDERAL PROCUREMENT DATA SYSTEM  
**NATIONAL SCIENCE FOUNDATION SNAPSHOT REPORT**  
 Actions Reported in Summary on SF281  
 Fiscal Year 1987 Through Fourth Quarter

**Part I - Total Prime Acquisition Actions**

Acquisition Method	Number of Actions	Net Dollar Amount (000)				
		Total	Small Business Concerns	Large Business Concerns	Educational & Non-Profit Institutions	Outside U.S./ Outlying Areas
1. Total (2+7+8)	2,187	4,699				
2. Subtotal (3+4+5+6)	2,187	4,699	3,490	1,019	186	4
3. Formally Advertised (Including 2 Step)	2	16	0	16	0	0
4. Negotiated Competitive	793	2,201	1,960	233	8	0
5. Negotiated Non-Competitive	1,089	1,694	1,216	299	177	2
6. Procurement Under Another Agency's Contracts	303	788	314	471	1	2
6A. GSA Schedules	300	785	314	471	0	0
6B. Another Agency's Contracts	3	3	0	0	1	2
7. Directed Contracts For Foreign Governments	0	0				
8. Tariff Or Regulated Acquisitions	0	0				

**Part II - Statistics on Selected Types of Acquisition**

Type of Acquisition	Number of Actions	Net Dollar Amount (000)
9. Small Business Total Set-Asides	968	1,480
10. Small Business Partial Set-Asides	0	0
11. Total Labor Surplus Area Set-Asides	0	0
12. Total Labor Surplus Area/Small Business Set-Asides	791	959
13. Acquisitions From Minority and Disadvantaged Business Enterprises (13A + 13B)	75	214
13A. Directed to Large Or Small Minority Business Enterprises	61	149
13B. Small Business - Disadvantaged 8(A)	14	65
14. Women-Owned Business	297	765

**NATIONAL SCIENCE FOUNDATION SNAPSHOT REPORT**  
 Actions Reported Individually on SF279  
 Fiscal Year 1987 Through Fourth Quarter

	PRE-CICA		POST-CICA		PRE- & POST-CICA			
	Actions	Dollars (000)	Actions	Dollars (000)	Actions	Percents of Actions	Dollars (000)	Percentage of Dollars (000)
<b>Total</b>	104	190,225	137	7,272	241	100.000	197,497	100.000
<b>Subject To Statutory Requirements</b>								
Waish Healy Act - Mig	5	332	14	415	19	7.884	747	0.378
Waish Healy Act - Dealer	1	33	6	84	7	2.905	117	0.059
Service Contract Act	1	39	51	2,155	52	21.577	2,194	1.111
Davis Bacon Act	0	0	0	0	0	0.000	0	0.000
Not subject to Above 3 Acts	97	189,821	66	4,618	163	67.635	194,439	98.452
<b>Kind of Contract Action</b>								
Initial Letter Contract	0	0	0	0	0	0.000	0	0.000
Def. Cont. Superseding Letter Contract	0	0	0	0	0	0.000	0	0.000
New Definitive Contract	0	0	49	2,776	49	20.332	2,776	1.406
Order Under Agency's Contract	1	13	7	111	8	3.320	124	0.063
Modification	96	189,747	51	3,431	147	60.996	193,178	97.813
GSA Schedule	7	465	30	954	37	15.353	1,419	0.718
Order Under Other Agency's Contract	0	0	0	0	0	0.000	0	0.000
Termination for Default	0	0	0	0	0	0.000	0	0.000
Termination for Convenience	0	0	0	0	0	0.000	0	0.000
<b>Labor Surplus Area (LSA)</b>								
Total Set-Aside	0	0	0	0	0	0.000	0	0.000
Partial Set-Aside (DOD contracts)	0	0	0	0	0	0.000	0	0.000
Tie Bid Preference	0	0	0	0	0	0.000	0	0.000
Total LSA/Small Bus. Set-Aside	0	0	0	0	0	0.000	0	0.000
Comb. Sm. Bus. Partial LSA (DOD contracts)	0	0	0	0	0	0.000	0	0.000
Subtotal:	0	0	0	0	0	0.000	0	0.000
<b>LSA No Preference Given</b>	104	190,225	137	7,272	241	100.000	197,497	100.000
<b>Product or Service</b>								
Supplies & Equipment	7	465	13	348	20	8.299	813	0.412
Research & Development	20	73,010	13	2,010	33	13.693	75,020	37.985
Construction	0	0	1	50	1	0.415	50	0.025
Architect Engineering	0	0	0	0	0	0.000	0	0.000
Automatic Data Processing Services	1	120	20	1,336	21	8.714	1,456	0.737
ADP Equipment, Purchase & Lease	0	0	10	161	10	4.149	161	0.082
Real Property, Purchase & Lease	0	0	2	87	2	0.830	87	0.044
Other Services	76	116,630	78	3,280	154	63.900	119,910	60.715



FEDERAL PROCUREMENT DATA SYSTEM  
**NATIONAL SCIENCE FOUNDATION SNAPSHOT REPORT**  
 Actions Reported Individually on SF279  
 Fiscal Year 1987 Through Fourth Quarter

	PRE-CICA		POST-CICA		PRE- & POST-CICA			
	Actions	Dollars (000)	Actions	Dollars (000)	Actions	Percentage of Actions	Dollars (000)	Percentage of Dollars (000)
<b>Methods of Contracting (Pre-CICA)</b>	0	0	0	0	0	0.000	0	0.000
2-step Formal Advertising .....	0	0	0	0	0	0.000	0	0.000
Other Formal Advertising .....	18	33,459	0	0	18	7.469	33,459	16.942
Negotiated Competitive .....	86	156,766	0	0	86	35.685	156,766	79.376
Negotiated Non-Competitive .....	0	0	0	0	0	0.000	0	0.000
Directed for Foreign Governments .....	0	0	0	0	0	0.000	0	0.000
Tariff or Regulated .....	0	0	0	0	0	0.000	0	0.000
8(a) Awards .....	0	0	0	0	0	0.000	0	0.000
Brand Name For Resale .....	0	0	0	0	0	0.000	0	0.000
<b>Small Business Awards</b>	9	449	84	3,635	93	38.589	4,084	2.068
Small Business No Preference .....	0	0	1	19	1	0.415	19	0.010
Total Set-Asides .....	0	0	0	0	0	0.000	0	0.000
Partial Set-Asides .....	0	0	6	935	6	2.490	935	0.473
8(a) Awards .....	9	449	91	4,589	100	41.494	5,038	2.551
Subtotal:								
<b>Type of Contract</b>	10	512	103	2,942	113	46.888	3,454	1.749
Fixed Price .....	94	189,713	25	3,657	119	49.378	193,370	97.910
Cost Reimbursement .....	0	0	1	17	1	0.415	17	0.009
Time & Material .....	0	0	8	656	8	3.320	656	0.332
Labor Hour .....	0	0						
<b>Type of Contractor</b>	16	33,123	131	6,653	147	60.996	39,776	20.140
Business Concerns .....	81	154,905	5	595	86	35.685	155,500	78.735
Educational & Non-Profit .....	7	2,197	1	24	8	3.320	2,221	1.125
State/Local Government .....	0	0	0	0	0	0.000	0	0.000
Non-defined .....								
<b>Full and Open Competition (Post-CICA)</b>	0	0	79	4,588	79	32.780	4,588	2.323
Normal Full & Open Competition .....	0	0	0	0	0	0.000	0	0.000
Architect Engineering .....	0	0	0	0	0	0.000	0	0.000
Basic Research .....	0	0	32	980	32	13.278	980	0.496
Multiple Award .....	0	0	0	0	0	0.000	0	0.000
Alternate Source .....	0	0	1	19	1	0.415	19	0.010
Small Business Set-Aside .....	0	0	0	0	0	0.000	0	0.000
LSA Set-Aside .....	0	0	0	0	0	0.000	0	0.000
LSA/Small Business Set-Aside .....								
<b>Authority for Other Than Full and Open Competition (Post-CICA)</b>								
Competitive	0	0	0	0	0	0.000	0	0.000
Only One Source .....	0	0	2	42	2	0.830	42	0.021
Follow-on Contracts .....	0	0	0	0	0	0.000	0	0.000
Other .....	0	0	0	0	0	0.000	0	0.000
Unusual & Compelling Urgency .....	0	0	0	0	0	0.000	0	0.000
Mobilization/Essential R&D .....	0	0	0	0	0	0.000	0	0.000
International Agreement .....	0	0	0	0	0	0.000	0	0.000
National Security .....	0	0	0	0	0	0.000	0	0.000
Public Interest .....								
Non-Competitive	0	0	5	249	5	2.075	249	0.126
Only One Source .....	0	0	0	0	0	0.000	0	0.000
Follow-on Contracts .....	0	0	3	137	3	1.245	137	0.069
Other .....	0	0	0	0	0	0.000	0	0.000
Unusual & Compelling Urgency .....	0	0	0	0	0	0.000	0	0.000
Mobilization/Essential R&D .....	0	0	0	0	0	0.000	0	0.000
International Agreement .....	0	0	0	0	0	0.000	0	0.000
National Security .....	0	0	0	0	0	0.000	0	0.000
Public Interest .....								
Not Available for Competition .....	0	0	9	1,169	9	3.734	1,169	0.592
<b>Synopsis of Procurement Prior to Award</b>	5	610	51	4,472	56	23.237	5,082	2.573
Synopsized Prior to Award .....	0	0	0	0	0	0.000	0	0.000
Not Synopsized due to Emergency .....	99	189,615	86	2,800	185	76.763	192,415	97.427
Not Synopsized for Other Reasons .....								
Women Owned Business .....	0	0	20	1,624	20	8.299	1,624	0.822
Full and Open with Only One Bidder/Offeror .....	0	0	7	144	7	2.905	144	0.073

FEDERAL PROCUREMENT DATA SYSTEM

NATIONAL TRANSPORTATION SAFETY BOARD SNAPSHOT REPORT

Actions Reported in Summary on SF281

Fiscal Year 1987 Through Fourth Quarter

Part I - Total Prime Acquisition Actions

Acquisition Method	Number of Actions	Net Dollar Amount (000)				
		Total	Small Business Concerns	Large Business Concerns	Educational & Non-Profit Institutions	Outside U.S./ Outlying Areas
1. Total (2+7+8) .....	194	560				
2. Subtotal (3+4+5+6) .....	194	560	325	143	92	0
3. Formally Advertised (Including 2 Step) .....	0	0	0	0	0	0
4. Negotiated Competitive .....	135	291	199	0	92	0
5. Negotiated Non-Competitive .....	0	0	0	0	0	0
6. Procurement Under Another Agency's Contracts .....	59	269	126	143	0	0
6A. GSA Schedules .....	59	269	126	143	0	0
6B. Another Agency's Contracts .....	0	0	0	0	0	0
7. Directed Contracts For Foreign Governments .....	0	0				
8. Tariff Or Regulated Acquisitions .....	0	0				

Part II - Statistics on Selected Types of Acquisition

Type of Acquisition	Number of Actions	Net Dollar Amount (000)
9. Small Business Total Set-Asides .....	135	199
10. Small Business Partial Set-Asides .....	0	0
11. Total Labor Surplus Area Set-Asides .....	0	0
12. Total Labor Surplus Area/Small Business Set-Asides .....	0	0
13. Acquisitions From Minority and Disadvantaged Business Enterprises (13A + 13B) .....	0	0
13A. Directed to Large Or Small Minority Business Enterprises .....	0	0
13B. Small Business - Disadvantaged 8(A) .....	0	0
14. Women-Owned Business .....	0	0

NATIONAL TRANSPORTATION SAFETY BOARD SNAPSHOT REPORT

Actions Reported Individually on SF279

Fiscal Year 1987 Through Fourth Quarter

	PRE-CICA		POST-CICA		PRE-& POST-CICA			
	Actions	Dollars (000)	Actions	Dollars (000)	Actions	Percents of Actions	Dollars (000)	Percentage of Dollars (000)
Total .....	1	180	0	0	1	100.000	180	100.000
<b>Subject To Statutory Requirements</b>								
Walsh Healy Act - Mfg .....	0	0	0	0	0	0.000	0	0.000
Walsh Healy Act - Dealer .....	0	0	0	0	0	0.000	0	0.000
Service Contract Act .....	1	180	0	0	1	100.000	180	100.000
Davis Bacon Act .....	0	0	0	0	0	0.000	0	0.000
Not subject to Above 3 Acts .....	0	0	0	0	0	0.000	0	0.000
<b>Kind of Contract Action</b>								
Initial Letter Contract .....	0	0	0	0	0	0.000	0	0.000
Def. Cont. Superseding Letter Contract .....	0	0	0	0	0	0.000	0	0.000
New Definitive Contract .....	0	0	0	0	0	0.000	0	0.000
Order Under Agency's Contract .....	0	0	0	0	0	0.000	0	0.000
Modification .....	1	180	0	0	1	100.000	180	100.000
GSA Schedule .....	0	0	0	0	0	0.000	0	0.000
Order Under Other Agency's Contract .....	0	0	0	0	0	0.000	0	0.000
Termination for Default .....	0	0	0	0	0	0.000	0	0.000
Termination for Convenience .....	0	0	0	0	0	0.000	0	0.000
<b>Labor Surplus Area (LSA)</b>								
Total Set-Aside .....	0	0	0	0	0	0.000	0	0.000
Partial Set-Aside (DOD contracts) .....	0	0	0	0	0	0.000	0	0.000
Tie Bid Preference .....	0	0	0	0	0	0.000	0	0.000
Total LSA/Small Bus. Set-Aside .....	0	0	0	0	0	0.000	0	0.000
Comb. Sm. Bus. Partial LSA (DOD contracts) .....	0	0	0	0	0	0.000	0	0.000
Subtotal: .....	0	0	0	0	0	0.000	0	0.000
LSA No Preference Given .....	1	180	0	0	1	100.000	180	100.000
<b>Product or Service</b>								
Supplies & Equipment .....	0	0	0	0	0	0.000	0	0.000
Research & Development .....	0	0	0	0	0	0.000	0	0.000
Construction .....	0	0	0	0	0	0.000	0	0.000
Architect Engineering .....	0	0	0	0	0	0.000	0	0.000
Automatic Data Processing Services .....	1	180	0	0	1	100.000	180	100.000
ADP Equipment, Purchase & Lease .....	0	0	0	0	0	0.000	0	0.000
Real Property, Purchase & Lease .....	0	0	0	0	0	0.000	0	0.000
Other Services .....	0	0	0	0	0	0.000	0	0.000

FEDERAL PROCUREMENT DATA SYSTEM  
**NATIONAL TRANSPORTATION SAFETY BOARD SNAPSHOT REPORT**  
 Actions Reported Individually on SF279  
 Fiscal Year 1987 Through Fourth Quarter

	PRE-CICA		POST-CICA		PRE- & POST-CICA			
	Actions	Dollars (000)	Actions	Dollars (000)	Actions	Percentage of Actions	Dollars (000)	Percentage of Dollars (000)
<b>Methods of Contracting (Pre-CICA)</b>								
2-step Formal Advertising .....	0	0	0	0	0	0.000	0	0.000
Other Formal Advertising .....	0	0	0	0	0	0.000	0	0.000
Negotiated Competitive .....	1	180	0	0	1	100.000	180	100.000
Negotiated Non-Competitive .....	0	0	0	0	0	0.000	0	0.000
Directed for Foreign Governments .....	0	0	0	0	0	0.000	0	0.000
Tariff or Regulated .....	0	0	0	0	0	0.000	0	0.000
8(a) Awards .....	0	0	0	0	0	0.000	0	0.000
Brand Name For Resale .....	0	0	0	0	0	0.000	0	0.000
<b>Small Business Awards</b>								
Small Business No Preference .....	0	0	0	0	0	0.000	0	0.000
Total Set-Asides .....	0	0	0	0	0	0.000	0	0.000
Partial Set-Asides .....	0	0	0	0	0	0.000	0	0.000
8(a) Awards .....	0	0	0	0	0	0.000	0	0.000
Subtotal:	0	0	0	0	0	0.000	0	0.000
<b>Type of Contract</b>								
Fixed Price .....	1	180	0	0	1	100.000	180	100.000
Cost Reimbursement .....	0	0	0	0	0	0.000	0	0.000
Time & Material .....	0	0	0	0	0	0.000	0	0.000
Labor Hour .....	0	0	0	0	0	0.000	0	0.000
<b>Type of Contractor</b>								
Business Concerns .....	1	180	0	0	1	100.000	180	100.000
Educational & Non-Profit .....	0	0	0	0	0	0.000	0	0.000
State/Local Government .....	0	0	0	0	0	0.000	0	0.000
Non-defined .....	0	0	0	0	0	0.000	0	0.000
<b>Full and Open Competition (Post-CICA)</b>								
Normal Full & Open Competition .....	0	0	0	0	0	0.000	0	0.000
Architect Engineering .....	0	0	0	0	0	0.000	0	0.000
Basic Research .....	0	0	0	0	0	0.000	0	0.000
Multiple Award .....	0	0	0	0	0	0.000	0	0.000
Alternate Source .....	0	0	0	0	0	0.000	0	0.000
Small Business Set-Aside .....	0	0	0	0	0	0.000	0	0.000
LSA Set-Aside .....	0	0	0	0	0	0.000	0	0.000
LSA/Small Business Set-Aside .....	0	0	0	0	0	0.000	0	0.000
<b>Authority for Other Than Full and Open Competition (Post-CICA)</b>								
<b>Competitive</b>								
Only One Source .....	0	0	0	0	0	0.000	0	0.000
Follow-on Contracts .....	0	0	0	0	0	0.000	0	0.000
Other .....	0	0	0	0	0	0.000	0	0.000
Unusual & Compelling Urgency .....	0	0	0	0	0	0.000	0	0.000
Mobilization/Essential R&D .....	0	0	0	0	0	0.000	0	0.000
International Agreement .....	0	0	0	0	0	0.000	0	0.000
National Security .....	0	0	0	0	0	0.000	0	0.000
Public Interest .....	0	0	0	0	0	0.000	0	0.000
<b>Non-Competitive</b>								
Only One Source .....	0	0	0	0	0	0.000	0	0.000
Follow-on Contracts .....	0	0	0	0	0	0.000	0	0.000
Other .....	0	0	0	0	0	0.000	0	0.000
Unusual & Compelling Urgency .....	0	0	0	0	0	0.000	0	0.000
Mobilization/Essential R&D .....	0	0	0	0	0	0.000	0	0.000
International Agreement .....	0	0	0	0	0	0.000	0	0.000
National Security .....	0	0	0	0	0	0.000	0	0.000
Public Interest .....	0	0	0	0	0	0.000	0	0.000
Not Available for Competition .....	0	0	0	0	0	0.000	0	0.000
<b>Synopsis of Procurement Prior to Award</b>								
Synopsized Prior to Award .....	1	180	0	0	1	100.000	180	100.000
Not Synopsized due to Emergency .....	0	0	0	0	0	0.000	0	0.000
Not Synopsized for Other Reasons .....	0	0	0	0	0	0.000	0	0.000
Women Owned Business .....	0	0	0	0	0	0.000	0	0.000
Full and Open with Only One Bidder/Offeror .....	0	0	0	0	0	0.000	0	0.000

FEDERAL PROCUREMENT DATA SYSTEM  
**NUCLEAR REGULATORY COMMISSION SNAPSHOT REPORT**

Actions Reported in Summary on SF281  
 Fiscal Year 1987 Through Fourth Quarter

**Part I - Total Prime Acquisition Actions**

Acquisition Method	Number of Actions	Net Dollar Amount (000)				
		Total	Small Business Concerns	Large Business Concerns	Educational & Non-Profit Institutions	Outside U.S./ Outlying Areas
1. Total (2+7+8)	3,387	6,471				
2. Subtotal (3+4+5+6)	3,387	6,471	3,078	3,275	118	0
3. Formally Advertised (Including 2 Step)	0	0	0	0	0	0
4. Negotiated Competitive	652	1,930	1,427	471	32	0
5. Negotiated Non-Competitive	1,906	2,549	1,156	1,310	83	0
6. Procurement Under Another Agency's Contracts	829	1,992	495	1,494	3	0
6A. GSA Schedules	823	1,965	487	1,475	3	0
6B. Another Agency's Contracts	6	27	8	19	0	0
7. Directed Contracts For Foreign Governments	0	0				
8. Tariff Or Regulated Acquisitions	0	0				

**Part II - Statistics on Selected Types of Acquisition**

Type of Acquisition	Number of Actions	Net Dollar Amount (000)
9. Small Business Total Set-Asides	0	0
10. Small Business Partial Set-Asides	0	0
11. Total Labor Surplus Area Set-Asides	0	0
12. Total Labor Surplus Area/Small Business Set-Asides	0	0
13. Acquisitions From Minority and Disadvantaged Business Enterprises (13A + 13B)	106	189
13A. Directed to Large Or Small Minority Business Enterprises	103	148
13B. Small Business - Disadvantaged 8(A)	3	41
14. Women-Owned Business	96	169

**NUCLEAR REGULATORY COMMISSION SNAPSHOT REPORT**

Actions Reported Individually on SF279  
 Fiscal Year 1987 Through Fourth Quarter

	PRE-CICA		POST-CICA		PRE-& POST-CICA			
	Actions	Dollars (000)	Actions	Dollars (000)	Actions	Percents of Actions	Dollars (000)	Percentage of Dollars (000)
Total	121	11,399	342	42,977	463	100.000	54,376	100.000
<b>Subject To Statutory Requirements</b>								
Walsh Healy Act - Mfg	12	622	37	2,330	49	10.583	2,952	5.429
Walsh Healy Act - Dealer	1	38	7	747	8	1.728	785	1.444
Service Contract Act	23	-203	92	15,028	115	24.838	14,825	27.264
Davis Bacon Act	0	0	0	0	0	0.000	0	0.000
Not subject to Above 3 Acts	85	10,942	206	24,872	291	62.851	35,814	65.864
<b>Kind of Contract Action</b>								
Initial Letter Contract	0	0	2	44	2	0.432	44	0.081
Def. Cont. Superseding Letter Contract	0	0	0	0	0	0.000	0	0.000
New Definitive Contract	0	0	94	11,158	94	20.302	11,158	20.520
Order Under Agency's Contract	0	0	1	66	1	0.216	66	0.121
Modification	114	10,900	191	27,545	305	65.875	38,445	70.702
GSA Schedule	7	499	51	4,228	58	12.527	4,727	8.693
Order Under Other Agency's Contract	0	0	1	30	1	0.216	30	0.055
Termination for Default	0	0	1	-59	1	0.216	-59	-0.109
Termination for Convenience	0	0	1	-35	1	0.216	-35	-0.064
<b>Labor Surplus Area (LSA)</b>								
Total Set-Aside	0	0	0	0	0	0.000	0	0.000
Partial Set-Aside (DOD contracts)	0	0	0	0	0	0.000	0	0.000
Tie Bid Preference	0	0	0	0	0	0.000	0	0.000
Total LSA/Small Bus. Set-Aside	0	0	0	0	0	0.000	0	0.000
Comb. Sm. Bus. Partial LSA (DOD contracts)	0	0	0	0	0	0.000	0	0.000
Subtotal:	0	0	0	0	0	0.000	0	0.000
<b>LSA No Preference Given</b>	121	11,399	342	42,977	463	100.000	54,376	100.000
<b>Product or Service</b>								
Supplies & Equipment	12	622	35	3,192	47	10.151	3,814	7.014
Research & Development	41	7,712	38	3,791	79	17.063	11,503	21.155
Construction	0	0	0	0	0	0.000	0	0.000
Architect Engineering	0	0	0	0	0	0.000	0	0.000
Automatic Data Processing Services	12	-289	39	10,194	51	11.015	9,905	18.216
ADP Equipment, Purchase & Lease	1	38	29	1,774	30	6.479	1,812	3.332
Real Property, Purchase & Lease	0	0	1	34	1	0.216	34	0.063
Other Services	55	3,316	200	23,992	255	55.076	27,308	50.221

FEDERAL PROCUREMENT DATA SYSTEM  
**NUCLEAR REGULATORY COMMISSION SNAPSHOT REPORT**  
 Actions Reported Individually on SF279  
 Fiscal Year 1987 Through Fourth Quarter

	PRE-CICA		POST-CICA		PRE- & POST-CICA			
	Actions	Dollars (000)	Actions	Dollars (000)	Actions	Percentage of Actions	Dollars (000)	Percentage of Dollars (000)
<b>Methods of Contracting (Pre-CICA)</b>								
2-step Formal Advertising .....	0	0	0	0	0	0.000	0	0.000
Other Formal Advertising .....	3	-177	0	0	3	0.648	-177	-0.326
Negotiated Competitive .....	86	7,547	0	0	86	18.575	7,547	13.879
Negotiated Non-Competitive .....	20	1,989	0	0	20	4.320	1,989	3.658
Directed for Foreign Governments .....	0	0	0	0	0	0.000	0	0.000
Tariff or Regulated .....	2	2,402	0	0	2	0.432	2,402	4.417
8(a) Awards .....	10	-362	0	0	10	2.160	-362	-0.666
Brand Name For Resale .....	0	0	0	0	0	0.000	0	0.000
<b>Small Business Awards</b>								
Small Business No Preference .....	24	661	55	7,781	79	17.063	8,442	15.525
Total Set-Asides .....	19	1,723	47	4,111	66	14.255	5,834	10.729
Partial Set-Asides .....	3	296	0	0	3	0.648	296	0.544
8(a) Awards .....	10	-362	43	8,182	53	11.447	7,820	14.381
Subtotal:	56	2,318	145	20,074	201	43.413	22,392	41.180
<b>Type of Contract</b>								
Fixed Price .....	32	555	197	19,054	229	49.460	19,609	36.062
Cost Reimbursement .....	74	11,273	136	23,353	210	45.356	34,626	63.679
Time & Material .....	9	-93	8	359	17	3.672	266	0.489
Labor Hour .....	6	-336	1	211	7	1.512	-125	-0.230
<b>Type of Contractor</b>								
Business Concerns .....	85	7,575	316	39,850	401	86.609	47,425	87.217
Educational & Non-Profit .....	28	3,358	13	1,681	41	8.855	5,039	9.267
State/Local Government .....	6	302	13	1,446	19	4.104	1,748	3.215
Non-defined .....	2	164	0	0	2	0.432	164	0.302
<b>Full and Open Competition (Post-CICA)</b>								
Normal Full & Open Competition .....	0	0	100	12,558	100	21.598	12,558	23.095
Architect Engineering .....	0	0	0	0	0	0.000	0	0.000
Basic Research .....	0	0	0	0	0	0.000	0	0.000
Multiple Award .....	0	0	63	5,621	63	13.607	5,621	10.337
Alternate Source .....	0	0	0	0	0	0.000	0	0.000
Small Business Set-Aside .....	0	0	47	4,111	47	10.151	4,111	7.560
LSA Set-Aside .....	0	0	0	0	0	0.000	0	0.000
LSA/Small Business Set-Aside .....	0	0	0	0	0	0.000	0	0.000
<b>Authority for Other Than Full and Open Competition (Post-CICA)</b>								
<b>Competitive</b>								
Only One Source .....	0	0	0	0	0	0.000	0	0.000
Follow-on Contracts .....	0	0	0	0	0	0.000	0	0.000
Other .....	0	0	0	0	0	0.000	0	0.000
Unusual & Compelling Urgency .....	0	0	0	0	0	0.000	0	0.000
Mobilization/Essential R&D .....	0	0	0	0	0	0.000	0	0.000
International Agreement .....	0	0	0	0	0	0.000	0	0.000
National Security .....	0	0	0	0	0	0.000	0	0.000
Public Interest .....	0	0	0	0	0	0.000	0	0.000
<b>Non-Competitive</b>								
Only One Source .....	0	0	39	5,545	39	8.423	5,545	10.198
Follow-on Contracts .....	0	0	3	337	3	0.648	337	0.620
Other .....	0	0	25	1,760	25	5.400	1,760	3.237
Unusual & Compelling Urgency .....	0	0	15	3,960	15	3.240	3,960	7.283
Mobilization/Essential R&D .....	0	0	1	50	1	0.216	50	0.092
International Agreement .....	0	0	0	0	0	0.000	0	0.000
National Security .....	0	0	0	0	0	0.000	0	0.000
Public Interest .....	0	0	0	0	0	0.000	0	0.000
Not Available for Competition .....	12	2,040	49	9,035	61	13.175	11,075	20.367
<b>Synopsis of Procurement Prior to Award</b>								
Synopsized Prior to Award .....	88	7,225	206	24,803	294	63.499	32,028	58.901
Not Synopsized due to Emergency .....	2	-42	31	4,423	33	7.127	4,381	8.057
Not Synopsized for Other Reasons .....	31	4,216	105	13,751	136	29.374	17,967	33.042
Women Owned Business .....	3	-88	16	1,482	19	4.104	1,394	2.564
Full and Open with Only One Bidder/Officer .....	0	0	1	13	1	0.216	13	0.024

FEDERAL PROCUREMENT DATA SYSTEM

OCCUPATIONAL SAFETY & HEALTH REVIEW COMM SNAPSHOT REPORT

Actions Reported in Summary on SF281

Fiscal Year 1987 Through Fourth Quarter

Part I - Total Prime Acquisition Actions

Acquisition Method	Number of Actions	Net Dollar Amount (000)				
		Total	Small Business Concerns	Large Business Concerns	Educational & Non-Profit Institutions	Outside U.S./Outlying Areas
1. Total (2+7+8)	409	347				
2. Subtotal (3+4+5+6)	409	347				
3. Formally Advertised (Including 2 Step)	0	0	141	206	0	0
4. Negotiated Competitive	178	125	56	69	0	0
5. Negotiated Non-Competitive	57	36	30	6	0	0
6. Procurement Under Another Agency's Contracts	174	186	55	131	0	0
6A. GSA Schedules	116	164	34	130	0	0
6B. Another Agency's Contracts	58	22	21	1	0	0
7. Directed Contracts For Foreign Governments	0	0				
8. Tariff Or Regulated Acquisitions	0	0				

Part II - Statistics on Selected Types of Acquisition

Type of Acquisition	Number of Actions	Net Dollar Amount (000)
9. Small Business Total Set-Asides	134	59
10. Small Business Partial Set-Asides	0	0
11. Total Labor Surplus Area Set-Asides	0	0
12. Total Labor Surplus Area/Small Business Set-Asides	0	0
13. Acquisitions From Minority and Disadvantaged Business Enterprises (13A + 13B)	6	12
13A. Directed to Large Or Small Minority Business Enterprises	5	11
13B. Small Business - Disadvantaged 8(A)	1	1
14. Women-Owned Business	3	2

OCCUPATIONAL SAFETY & HEALTH REVIEW COMM SNAPSHOT REPORT

Actions Reported Individually on SF279

Fiscal Year 1987 Through Fourth Quarter

	PRE-CICA		POST-CICA		PRE-& POST-CICA			
	Actions	Dollars (000)	Actions	Dollars (000)	Actions	Percents of Actions	Dollars (000)	Percentage of Dollars (000)
Total	0	0	6	86	6	100.000	86	100.000
<b>Subject To Statutory Requirements</b>								
Walsh Healy Act - Mfg	0	0	0	0	0	0.000	0	0.000
Walsh Healy Act - Dealer	0	0	0	0	0	0.000	0	0.000
Service Contract Act	0	0	1	10	1	16.667	10	11.628
Davis Bacon Act	0	0	0	0	0	0.000	0	0.000
Not subject to Above 3 Acts	0	0	5	76	5	83.333	76	88.372
<b>Kind of Contract Action</b>								
Initial Letter Contract	0	0	0	0	0	0.000	0	0.000
Def. Cont. Superseding Letter Contract	0	0	0	0	0	0.000	0	0.000
New Definitive Contract	0	0	1	10	1	16.667	10	11.628
Order Under Agency's Contract	0	0	0	0	0	0.000	0	0.000
Modification	0	0	0	0	0	0.000	0	0.000
GSA Schedule	0	0	4	65	4	66.667	65	75.581
Order Under Other Agency's Contract	0	0	1	11	1	16.667	11	12.791
Termination for Default	0	0	0	0	0	0.000	0	0.000
Termination for Convenience	0	0	0	0	0	0.000	0	0.000
<b>Labor Surplus Area (LSA)</b>								
Total Set-Aside	0	0	0	0	0	0.000	0	0.000
Partial Set-Aside (DOD contracts)	0	0	0	0	0	0.000	0	0.000
Tie Bid Preference	0	0	0	0	0	0.000	0	0.000
Total LSA/Small Bus. Set-Aside	0	0	0	0	0	0.000	0	0.000
Comb. Sm. Bus. Partial LSA (DOD contracts)	0	0	0	0	0	0.000	0	0.000
Subtotal:	0	0	0	0	0	0.000	0	0.000
LSA No Preference Given	0	0	6	86	6	100.000	86	100.000
<b>Product or Service</b>								
Supplies & Equipment	0	0	5	76	5	83.333	76	88.372
Research & Development	0	0	0	0	0	0.000	0	0.000
Construction	0	0	0	0	0	0.000	0	0.000
Architect Engineering	0	0	0	0	0	0.000	0	0.000
Automatic Data Processing Services	0	0	0	0	0	0.000	0	0.000
ADP Equipment, Purchase & Lease	0	0	0	0	0	0.000	0	0.000
Real Property, Purchase & Lease	0	0	0	0	0	0.000	0	0.000
Other Services	0	0	1	10	1	16.667	10	11.628

FEDERAL PROCUREMENT DATA SYSTEM  
**OCCUPATIONAL SAFETY & HEALTH REVIEW COMM SNAPSHOT REPORT**  
 Actions Reported Individually on SF279  
 Fiscal Year 1987 Through Fourth Quarter

	PRE-CICA		POST-CICA		PRE- & POST-CICA			
	Actions	Dollars (000)	Actions	Dollars (000)	Actions	Percentage of Actions	Dollars (000)	Percentage of Dollars (000)
<b>Methods of Contracting (Pre-CICA)</b>								
2-step Formal Advertising .....	0	0	0	0	0	0.000	0	0.000
Other Formal Advertising .....	0	0	0	0	0	0.000	0	0.000
Negotiated Competitive .....	0	0	0	0	0	0.000	0	0.000
Negotiated Non-Competitive .....	0	0	0	0	0	0.000	0	0.000
Directed for Foreign Governments .....	0	0	0	0	0	0.000	0	0.000
Tariff or Regulated .....	0	0	0	0	0	0.000	0	0.000
8(a) Awards .....	0	0	0	0	0	0.000	0	0.000
Brand Name For Resale .....	0	0	0	0	0	0.000	0	0.000
<b>Small Business Awards</b>								
Small Business No Preference .....	0	0	1	11	1	16.667	11	12.791
Total Set-Asides .....	0	0	0	0	0	0.000	0	0.000
Partial Set-Asides .....	0	0	0	0	0	0.000	0	0.000
8(a) Awards .....	0	0	0	0	0	0.000	0	0.000
Subtotal:	0	0	1	11	1	16.667	11	12.791
<b>Type of Contract</b>								
Fixed Price .....	0	0	6	86	6	100.000	86	100.000
Cost Reimbursement .....	0	0	0	0	0	0.000	0	0.000
Time & Material .....	0	0	0	0	0	0.000	0	0.000
Labor Hour .....	0	0	0	0	0	0.000	0	0.000
<b>Type of Contractor</b>								
Business Concerns .....	0	0	6	86	6	100.000	86	100.000
Educational & Non-Profit .....	0	0	0	0	0	0.000	0	0.000
State/Local Government .....	0	0	0	0	0	0.000	0	0.000
Non-defined .....	0	0	0	0	0	0.000	0	0.000
<b>Full and Open Competition (Post-CICA)</b>								
Normal Full & Open Competition .....	0	0	0	0	0	0.000	0	0.000
Architect Engineering .....	0	0	0	0	0	0.000	0	0.000
Basic Research .....	0	0	0	0	0	0.000	0	0.000
Multiple Award .....	0	0	5	76	5	83.333	76	88.372
Alternate Source .....	0	0	0	0	0	0.000	0	0.000
Small Business Set-Aside .....	0	0	0	0	0	0.000	0	0.000
LSA Set-Aside .....	0	0	0	0	0	0.000	0	0.000
LSA/Small Business Set-Aside .....	0	0	0	0	0	0.000	0	0.000
<b>Authority for Other Than Full and Open Competition (Post-CICA)</b>								
Competitive								
Only One Source .....	0	0	0	0	0	0.000	0	0.000
Follow-on Contracts .....	0	0	0	0	0	0.000	0	0.000
Other .....	0	0	0	0	0	0.000	0	0.000
Unusual & Compelling Urgency .....	0	0	0	0	0	0.000	0	0.000
Mobilization/Essential R&D .....	0	0	0	0	0	0.000	0	0.000
International Agreement .....	0	0	0	0	0	0.000	0	0.000
National Security .....	0	0	0	0	0	0.000	0	0.000
Public Interest .....	0	0	0	0	0	0.000	0	0.000
Non-Competitive								
Only One Source .....	0	0	0	0	0	0.000	0	0.000
Follow-on Contracts .....	0	0	0	0	0	0.000	0	0.000
Other .....	0	0	1	10	1	16.667	10	11.628
Unusual & Compelling Urgency .....	0	0	0	0	0	0.000	0	0.000
Mobilization/Essential R&D .....	0	0	0	0	0	0.000	0	0.000
International Agreement .....	0	0	0	0	0	0.000	0	0.000
National Security .....	0	0	0	0	0	0.000	0	0.000
Public Interest .....	0	0	0	0	0	0.000	0	0.000
Not Available for Competition .....	0	0	0	0	0	0.000	0	0.000
<b>Synopsis of Procurement Prior to Award</b>								
Synopsized Prior to Award .....	0	0	4	65	4	86.667	65	75.581
Not Synopsized due to Emergency .....	0	0	0	0	0	0.000	0	0.000
Not Synopsized for Other Reasons .....	0	0	2	21	2	33.333	21	24.419
Women Owned Business .....	0	0	0	0	0	0.000	0	0.000
Full and Open with Only One Bidder/Offeree .....	0	0	0	0	0	0.000	0	0.000

FEDERAL PROCUREMENT DATA SYSTEM  
**OFFICE OF PERSONNEL MANAGEMENT SNAPSHOT REPORT**

Actions Reported in Summary on SF281

Fiscal Year 1987 Through Fourth Quarter

**Part I - Total Prime Acquisition Actions**

Acquisition Method	Number of Actions	Net Dollar Amount (000)				
		Total	Small Business Concerns	Large Business Concerns	Educational & Non-Profit Institutions	Outside U.S./Outlying Areas
1. Total (2+7+8)	12,689	12,698	10,264	2,272	159	3
2. Subtotal (3+4+5+6)	12,689	12,698	10,264	2,272	159	3
3. Formally Advertised (Including 2 Step)	0	0	0	0	0	0
4. Negotiated Competitive	6,195	6,830	6,046	763	21	0
5. Negotiated Non-Competitive	4,636	3,599	3,109	349	138	3
6. Procurement Under Another Agency's Contracts	1,858	2,269	1,109	1,160	0	0
6A. GSA Schedules	1,856	2,250	1,090	1,160	0	0
6B. Another Agency's Contracts	2	19	19	0	0	0
7. Directed Contracts For Foreign Governments	0	0	0	0	0	0
8. Tariff Or Regulated Acquisitions	0	0	0	0	0	0

**Part II - Statistics on Selected Types of Acquisition**

Type of Acquisition	Number of Actions	Net Dollar Amount (000)
9. Small Business Total Set-Asides	6,908	5,782
10. Small Business Partial Set-Asides	0	0
11. Total Labor Surplus Area Set-Asides	2	0
12. Total Labor Surplus Area/Small Business Set-Asides	2	0
13. Acquisitions From Minority and Disadvantaged Business Enterprises (13A + 13B)	2	9
13A. Directed to Large Or Small Minority Business Enterprises	334	941
13B. Small Business - Disadvantaged 8(A)	332	941
14. Women-Owned Business	2	0
	654	519

**OFFICE OF PERSONNEL MANAGEMENT SNAPSHOT REPORT**

Actions Reported Individually on SF279

Fiscal Year 1987 Through Fourth Quarter

	PRE-CICA		POST-CICA		PRE- & POST-CICA			
	Actions	Dollars (000)	Actions	Dollars (000)	Actions	Percents of Actions	Dollars (000)	Percentage of Dollars (000)
<b>Total</b>	<b>29</b>	<b>2,276</b>	<b>448</b>	<b>345,237</b>	<b>477</b>	<b>100.000</b>	<b>347,513</b>	<b>100.000</b>
<b>Subject To Statutory Requirements</b>								
Walsh Healy Act - Mfg	7	-103	8	2,556	15	3.145	2,453	0.706
Walsh Healy Act - Dealer	1	50	1	11	2	0.419	61	0.018
Service Contract Act	3	435	7	2,172	10	2.096	2,607	0.750
Davis Bacon Act	0	0	0	0	0	0.000	0	0.000
Not subject to Above 3 Acts	18	1,894	432	340,498	450	94.340	342,392	98.526
<b>Kind of Contract Action</b>								
Initial Letter Contract	0	0	0	0	0	0.000	0	0.000
Def. Cont. Superseding Letter Contract	0	0	1	416	1	0.210	416	0.120
New Definitive Contract	0	0	110	5,017	110	23.061	5,017	1.444
Order Under Agency's Contract	0	0	3	54	3	0.629	54	0.016
Modification	11	1,296	287	337,611	298	62.474	338,907	97.524
GSA Schedule	18	980	47	2,139	65	13.627	3,119	0.898
Order Under Other Agency's Contract	0	0	0	0	0	0.000	0	0.000
Termination for Default	0	0	0	0	0	0.000	0	0.000
Termination for Convenience	0	0	0	0	0	0.000	0	0.000
<b>Labor Surplus Area (LSA)</b>								
Total Set-Aside	0	0	0	0	0	0.000	0	0.000
Partial Set-Aside (DOD contracts)	0	0	2	239	2	0.419	239	0.069
Tie Bid Preference	0	0	0	0	0	0.000	0	0.000
Total LSA/Small Bus. Set-Aside	0	0	0	0	0	0.000	0	0.000
Comb. Sm. Bus. Partial LSA (DOD contracts)	0	0	0	0	0	0.000	0	0.000
Subtotal:	0	0	2	239	2	0.419	239	0.069
<b>LSA No Preference Given</b>	<b>29</b>	<b>2,276</b>	<b>446</b>	<b>344,998</b>	<b>475</b>	<b>99.581</b>	<b>347,274</b>	<b>99.931</b>
<b>Product or Service</b>								
Supplies & Equipment	15	913	11	407	26	5.451	1,320	0.380
Research & Development	0	0	0	0	0	0.000	0	0.000
Construction	0	0	0	0	0	0.000	0	0.000
Architect Engineering	0	0	0	0	0	0.000	0	0.000
Automatic Data Processing Services	3	880	2	106	5	1.048	986	0.284
ADP Equipment, Purchase & Lease	4	262	41	4,417	45	9.434	4,679	1.346
Real Property, Purchase & Lease	0	0	0	0	0	0.000	0	0.000
Other Services	7	221	394	340,307	401	84.067	340,528	97.990



FEDERAL PROCUREMENT DATA SYSTEM  
**OFFICE OF PERSONNEL MANAGEMENT SNAPSHOT REPORT**  
 Actions Reported Individually on SF279  
 Fiscal Year 1987 Through Fourth Quarter

	PRE-CICA		POST-CICA		PRE- & POST-CICA			
	Actions	Dollars (000)	Actions	Dollars (000)	Actions	Percentage of Actions	Dollars (000)	Percentage of Dollars (000)
<b>Methods of Contracting (Pre-CICA)</b>	0	0	0	0	0	0.000	0	0.000
2-step Formal Advertising .....	0	0	0	0	0	0.000	0	0.000
Other Formal Advertising .....	26	2,051	0	0	26	5.451	2,051	0.590
Negotiated Competitive .....	3	225	0	0	3	0.629	225	0.065
Negotiated Non-Competitive .....	0	0	0	0	0	0.000	0	0.000
Directed for Foreign Governments .....	0	0	0	0	0	0.000	0	0.000
Tariff or Regulated .....	0	0	0	0	0	0.000	0	0.000
8(a) Awards .....	0	0	0	0	0	0.000	0	0.000
Brand Name For Resale .....	0	0	0	0	0	0.000	0	0.000
<b>Small Business Awards</b>	9	625	26	2,600	35	7.338	3,225	0.928
Small Business No Preference .....	2	32	0	0	2	0.419	32	0.009
Total Set-Asides .....	0	0	0	0	0	0.000	0	0.000
Partial Set-Asides .....	0	0	0	0	0	0.000	0	0.000
8(a) Awards .....	11	657	26	2,600	37	7.757	3,257	0.937
Subtotal:								
<b>Type of Contract</b>	29	2,276	447	345,230	476	99.790	347,506	99.998
Fixed Price .....	0	0	0	0	0	0.000	0	0.000
Cost Reimbursement .....	0	0	0	0	0	0.000	0	0.000
Time & Material .....	0	0	1	7	1	0.210	7	0.002
Labor Hour .....								
<b>Type of Contractor</b>	29	2,276	263	47,253	292	61.216	49,529	14.252
Business Concerns .....	0	0	185	297,984	185	38.784	297,984	85.748
Educational & Non-Profit .....	0	0	0	0	0	0.000	0	0.000
State/Local Government .....	0	0	0	0	0	0.000	0	0.000
Non-defined .....								
<b>Full and Open Competition (Post-CICA)</b>	0	0	10	3,574	10	2.096	3,574	1.028
Normal Full & Open Competition .....	0	0	0	0	0	0.000	0	0.000
Architect Engineering .....	0	0	0	0	0	0.000	0	0.000
Basic Research .....	0	0	48	2,463	48	10.063	2,463	0.709
Multiple Award .....	0	0	0	0	0	0.000	0	0.000
Alternate Source .....	0	0	0	0	0	0.000	0	0.000
Small Business Set-Aside .....	0	0	0	0	0	0.000	0	0.000
LSA Set-Aside .....	0	0	0	0	0	0.000	0	0.000
LSA/Small Business Set-Aside .....								
<b>Authority for Other Than Full and Open Competition (Post-CICA)</b>								
Competitive	0	0	1	37	1	0.210	37	0.011
Only One Source .....	0	0	0	0	0	0.000	0	0.000
Follow-on Contracts .....	0	0	2	35	2	0.419	35	0.010
Other .....	0	0	0	0	0	0.000	0	0.000
Unusual & Compelling Urgency .....	0	0	0	0	0	0.000	0	0.000
Mobilization/Essential R&D .....	0	0	0	0	0	0.000	0	0.000
International Agreement .....	0	0	0	0	0	0.000	0	0.000
National Security .....	0	0	0	0	0	0.000	0	0.000
Public Interest .....								
Non-Competitive	0	0	0	0	0	0.000	0	0.000
Only One Source .....	0	0	0	0	0	0.000	0	0.000
Follow-on Contracts .....	0	0	3	1,403	3	0.629	1,403	0.404
Other .....	0	0	1	7	1	0.210	7	0.002
Unusual & Compelling Urgency .....	0	0	0	0	0	0.000	0	0.000
Mobilization/Essential R&D .....	0	0	0	0	0	0.000	0	0.000
International Agreement .....	0	0	0	0	0	0.000	0	0.000
National Security .....	0	0	0	0	0	0.000	0	0.000
Public Interest .....								
Not Available for Competition .....	0	0	382	337,705	382	80.084	337,705	97.178
<b>Synopsis of Procurement Prior to Award</b>	18	1,996	399	343,257	417	87.421	345,253	99.350
Synopsized Prior to Award .....	0	0	5	127	5	1.048	127	0.037
Not Synopsized due to Emergency .....	11	280	44	1,853	55	11.530	2,133	0.614
Not Synopsized for Other Reasons .....								
Women Owned Business .....	1	5	1	99	2	0.419	104	0.030
Full and Open with Only One Bidder/Officer .....	0	0	18	994	18	3.774	994	0.286

FEDERAL PROCUREMENT DATA SYSTEM  
**PEACE CORP SNAPSHOT REPORT**

Actions Reported in Summary on SF281  
 Fiscal Year 1987 Through Fourth Quarter

**Part I - Total Prime Acquisition Actions**

Acquisition Method	Number of Actions	Net Dollar Amount (000)				
		Total	Small Business Concerns	Large Business Concerns	Educational & Non-Profit Institutions	Outside U.S./Outlying Areas
1. Total (2+7+8)	12,239	17,424				
2. Subtotal (3+4+5+6)	12,239	17,424				
3. Formally Advertised (Including 2 Step)	0	0	2,813	1,450	558	12,603
4. Negotiated Competitive	3,611	7,351	0	0	0	0
5. Negotiated Non-Competitive	8,326	9,142	621	109	0	6,621
6. Procurement Under Another Agency's Contracts	302	931	1,910	692	558	5,982
6A. GSA Schedules	302	931	282	649	0	0
6B. Another Agency's Contracts	0	0	282	649	0	0
7. Directed Contracts For Foreign Governments	0	0	0	0	0	0
8. Tariff Or Regulated Acquisitions	0	0	0	0	0	0

**Part II - Statistics on Selected Types of Acquisition**

Type of Acquisition	Number of Actions	Net Dollar Amount (000)
9. Small Business Total Set-Asides	0	0
10. Small Business Partial Set-Asides	0	0
11. Total Labor Surplus Area Set-Asides	0	0
12. Total Labor Surplus Area/Small Business Set-Asides	0	0
13. Acquisitions From Minority and Disadvantaged Business Enterprises (13A + 13B)	11	11
13A. Directed to Large Or Small Minority Business Enterprises	3	7
13B. Small Business - Disadvantaged 8(A)	8	4
14. Women-Owned Business	128	374

**PEACE CORP SNAPSHOT REPORT**

Actions Reported Individually on SF279

Fiscal Year 1987 Through Fourth Quarter

	PRE-CICA		POST-CICA		PRE-& POST-CICA			
	Actions	Dollars (000)	Actions	Dollars (000)	Actions	Percents of Actions	Dollars (000)	Percentage of Dollars (000)
Total	7	661	84	10,469	91	100.000	11,130	100.000
<b>Subject To Statutory Requirements</b>								
Waish Healy Act - Mig	5	250	3	139	8	8.791	389	3.495
Waish Healy Act - Dealer	0	0	2	294	2	2.198	294	2.642
Service Contract Act	0	0	0	0	0	0.000	0	0.000
Davis Bacon Act	0	0	0	0	0	0.000	0	0.000
Not subject to Above 3 Acts	2	411	79	10,036	81	89.011	10,447	93.863
<b>Kind of Contract Action</b>								
Initial Letter Contract	0	0	0	0	0	0.000	0	0.000
Def. Cont. Superseding Letter Contract	0	0	0	0	0	0.000	0	0.000
New Definitive Contract	0	0	47	4,598	47	51.648	4,598	41.312
Order Under Agency's Contract	0	0	0	0	0	0.000	0	0.000
Modification	2	411	33	5,683	35	38.462	6,094	54.753
GSA Schedule	5	250	4	188	9	9.890	438	3.935
Order Under Other Agency's Contract	0	0	0	0	0	0.000	0	0.000
Termination for Default	0	0	0	0	0	0.000	0	0.000
Termination for Convenience	0	0	0	0	0	0.000	0	0.000
<b>Labor Surplus Area (LSA)</b>								
Total Set-Aside	0	0	0	0	0	0.000	0	0.000
Partial Set-Aside (DOD contracts)	0	0	0	0	0	0.000	0	0.000
Tie Bid Preference	0	0	0	0	0	0.000	0	0.000
Total LSA/Small Bus. Set-Aside	0	0	0	0	0	0.000	0	0.000
Comb. Sm. Bus. Partial LSA (DOD contracts)	0	0	0	0	0	0.000	0	0.000
Subtotal:	0	0	0	0	0	0.000	0	0.000
<b>LSA No Preference Given</b>	7	661	84	10,469	91	100.000	11,130	100.000
<b>Product or Service</b>								
Supplies & Equipment	0	0	8	653	8	8.791	653	5.867
Research & Development	0	0	0	0	0	0.000	0	0.000
Construction	0	0	1	85	1	1.099	85	0.764
Architect Engineering	0	0	0	0	0	0.000	0	0.000
Automatic Data Processing Services	0	0	2	304	2	2.198	304	2.731
ADP Equipment, Purchase & Lease	6	361	5	287	11	12.088	648	5.822
Real Property, Purchase & Lease	0	0	4	153	4	4.396	153	1.375
Other Services	1	300	64	8,987	65	71.429	9,287	83.441

FEDERAL PROCUREMENT DATA SYSTEM  
**PEACE CORP SNAPSHOT REPORT**  
 Actions Reported Individually on SF279  
 Fiscal Year 1987 Through Fourth Quarter

	PRE-CICA		POST-CICA		PRE- & POST-CICA			
	Actions	Dollars (000)	Actions	Dollars (000)	Actions	Percentage of Actions	Dollars (000)	Percentage of Dollars (000)
<b>Methods of Contracting (Pre-CICA)</b>								
2-step Formal Advertising .....	0	0	0	0	0	0.000	0	0.000
Other Formal Advertising .....	0	0	0	0	0	0.000	0	0.000
Negotiated Competitive .....	7	661	0	0	7	7.692	661	5.939
Negotiated Non-Competitive .....	0	0	0	0	0	0.000	0	0.000
Directed for Foreign Governments .....	0	0	0	0	0	0.000	0	0.000
Tariff or Regulated .....	0	0	0	0	0	0.000	0	0.000
8(a) Awards .....	0	0	0	0	0	0.000	0	0.000
Brand Name For Resale .....	0	0	0	0	0	0.000	0	0.000
<b>Small Business Awards</b>								
Small Business No Preference .....	2	349	20	2,652	22	24.176	3,001	26.963
Total Set-Asides .....	0	0	0	0	0	0.000	0	0.000
Partial Set-Asides .....	0	0	0	0	0	0.000	0	0.000
8(a) Awards .....	0	0	17	3,547	17	18.681	3,547	31.869
Subtotal:	2	349	37	6,199	39	42.857	6,548	58.832
<b>Type of Contract</b>								
Fixed Price .....	6	361	50	3,037	56	61.538	3,398	30.530
Cost Reimbursement .....	1	300	34	7,432	35	38.462	7,732	69.470
Time & Material .....	0	0	0	0	0	0.000	0	0.000
Labor Hour .....	0	0	0	0	0	0.000	0	0.000
<b>Type of Contractor</b>								
Business Concerns .....	7	661	47	7,068	54	59.341	7,729	69.443
Educational & Non-Profit .....	0	0	7	1,211	7	7.692	1,211	10.881
State/Local Government .....	0	0	0	0	0	0.000	0	0.000
Non-defined .....	0	0	30	2,190	30	32.967	2,190	19.677
<b>Full and Open Competition (Post-CICA)</b>								
Normal Full & Open Competition .....	0	0	36	3,942	36	39.560	3,942	35.418
Architect Engineering .....	0	0	0	0	0	0.000	0	0.000
Basic Research .....	0	0	0	0	0	0.000	0	0.000
Multiple Award .....	0	0	4	188	4	4.396	188	1.689
Alternate Source .....	0	0	0	0	0	0.000	0	0.000
Small Business Set-Aside .....	0	0	0	0	0	0.000	0	0.000
LSA Set-Aside .....	0	0	0	0	0	0.000	0	0.000
LSA/Small Business Set-Aside .....	0	0	0	0	0	0.000	0	0.000
<b>Authority for Other Than Full and Open Competition (Post-CICA)</b>								
<b>Competitive</b>								
Only One Source .....	0	0	0	0	0	0.000	0	0.000
Follow-on Contracts .....	0	0	2	403	2	2.198	403	3.621
Other .....	0	0	0	0	0	0.000	0	0.000
Unusual & Compelling Urgency .....	0	0	0	0	0	0.000	0	0.000
Mobilization/Essential R&D .....	0	0	0	0	0	0.000	0	0.000
International Agreement .....	0	0	0	0	0	0.000	0	0.000
National Security .....	0	0	0	0	0	0.000	0	0.000
Public Interest .....	0	0	0	0	0	0.000	0	0.000
<b>Non-Competitive</b>								
Only One Source .....	0	0	20	1,760	20	21.978	1,760	15.813
Follow-on Contracts .....	0	0	1	329	1	1.099	329	2.956
Other .....	0	0	4	300	4	4.396	300	2.695
Unusual & Compelling Urgency .....	0	0	0	0	0	0.000	0	0.000
Mobilization/Essential R&D .....	0	0	0	0	0	0.000	0	0.000
International Agreement .....	0	0	0	0	0	0.000	0	0.000
National Security .....	0	0	0	0	0	0.000	0	0.000
Public Interest .....	0	0	0	0	0	0.000	0	0.000
Not Available for Competition .....	0	0	17	3,547	17	18.681	3,547	31.869
<b>Synopsis of Procurement Prior to Award</b>								
Synopsized Prior to Award .....	2	411	36	4,714	38	41.758	5,125	46.047
Not Synopsized due to Emergency .....	0	0	0	0	0	0.000	0	0.000
Not Synopsized for Other Reasons .....	5	250	48	5,755	53	58.242	6,005	53.953
Women Owned Business .....	0	0	4	640	4	4.396	640	5.750
Full and Open with Only One Bidder/Offeree .....	0	0	8	1,457	8	8.791	1,457	13.091

FEDERAL PROCUREMENT DATA SYSTEM

PENNSYLVANIA AVENUE DEVELOPMENT CORP SNAPSHOT REPORT

Actions Reported in Summary on SF281

Fiscal Year 1987 Through Fourth Quarter

Part I - Total Prime Acquisition Actions

Acquisition Method	Number of Actions	Net Dollar Amount (000)				
		Total	Small Business Concerns	Large Business Concerns	Educational & Non-Profit Institutions	Outside U.S./Outlying Areas
1. Total (2+7+8)	140	363				
2. Subtotal (3+4+5+6)	140	363	175	128	60	0
3. Formally Advertised (Including 2 Step)	12	20	12	8	0	0
4. Negotiated Competitive	56	151	102	49	0	0
5. Negotiated Non-Competitive	50	108	43	65	0	0
6. Procurement Under Another Agency's Contracts	22	84	18	6	60	0
6A. GSA Schedules	19	83	18	6	59	0
6B. Another Agency's Contracts	3	1	0	0	1	0
7. Directed Contracts For Foreign Governments	0	0				
8. Tariff Or Regulated Acquisitions	0	0				

Part II - Statistics on Selected Types of Acquisition

Type of Acquisition	Number of Actions	Net Dollar Amount (000)
9. Small Business Total Set-Asides	0	0
10. Small Business Partial Set-Asides	0	0
11. Total Labor Surplus Area Set-Asides	0	0
12. Total Labor Surplus Area/Small Business Set-Asides	0	0
13. Acquisitions From Minority and Disadvantaged Business Enterprises (13A + 13B)	0	0
13A. Directed to Large Or Small Minority Business Enterprises	0	0
13B. Small Business - Disadvantaged 8(A)	0	0
14. Women-Owned Business	0	0

\*\*\* FAILED TO REPORT THIS QUARTER \*\*\*

PENNSYLVANIA AVENUE DEVELOPMENT CORP SNAPSHOT REPORT

Actions Reported Individually on SF279

Fiscal Year 1987 Through Fourth Quarter

	PRE-CICA		POST-CICA		PRE- & POST-CICA			
	Actions	Dollars (000)	Actions	Dollars (000)	Actions	Percents of Actions	Dollars (000)	Percentage of Dollars (000)
Total	3	1,032	4	1,930	7	100.000	2,962	100.000
<b>Subject To Statutory Requirements</b>								
Walsh Healy Act - Mfg	0	0	0	0	0	0.000	0	0.000
Walsh Healy Act - Dealer	0	0	0	0	0	0.000	0	0.000
Service Contract Act	1	175	0	0	1	14.286	175	5.908
Davis Bacon Act	0	0	1	954	1	14.286	954	32.208
Not subject to Above 3 Acts	2	857	3	976	5	71.429	1,833	61.884
<b>Kind of Contract Action</b>								
Initial Letter Contract	0	0	0	0	0	0.000	0	0.000
Def. Cont. Superseding Letter Contract	0	0	0	0	0	0.000	0	0.000
New Definitive Contract	3	1,032	4	1,930	7	100.000	2,962	100.000
Order Under Agency's Contract	0	0	0	0	0	0.000	0	0.000
Modification	0	0	0	0	0	0.000	0	0.000
GSA Schedule	0	0	0	0	0	0.000	0	0.000
Order Under Other Agency's Contract	0	0	0	0	0	0.000	0	0.000
Termination for Default	0	0	0	0	0	0.000	0	0.000
Termination for Convenience	0	0	0	0	0	0.000	0	0.000
<b>Labor Surplus Area (LSA)</b>								
Total Set-Aside	0	0	0	0	0	0.000	0	0.000
Partial Set-Aside (DOD contracts)	0	0	0	0	0	0.000	0	0.000
Tie Bid Preference	0	0	0	0	0	0.000	0	0.000
Total LSA/Small Bus. Set-Aside	0	0	0	0	0	0.000	0	0.000
Comb. Sm. Bus. Partial LSA (DOD contracts)	0	0	0	0	0	0.000	0	0.000
Subtotal:	0	0	0	0	0	0.000	0	0.000
<b>LSA No Preference Given</b>	3	1,032	4	1,930	7	100.000	2,962	100.000
<b>Product or Service</b>								
Supplies & Equipment	0	0	2	861	2	28.571	861	29.068
Research & Development	0	0	0	0	0	0.000	0	0.000
Construction	0	0	1	954	1	14.286	954	32.208
Architect Engineering	2	857	0	0	2	28.571	857	28.933
Automatic Data Processing Services	0	0	0	0	0	0.000	0	0.000
ADP Equipment, Purchase & Lease	0	0	0	0	0	0.000	0	0.000
Real Property, Purchase & Lease	0	0	0	0	0	0.000	0	0.000
Other Services	1	175	1	115	2	28.571	290	9.791

\*\*\* FAILED TO REPORT THIS QUARTER \*\*\*

FEDERAL PROCUREMENT DATA SYSTEM  
**PENNSYLVANIA AVENUE DEVELOPMENT CORP SNAPSHOT REPORT**  
 Actions Reported Individually on SF279  
 Fiscal Year 1987 Through Fourth Quarter

	PRE-CICA		POST-CICA		PRE- & POST-CICA			
	Actions	Dollars (000)	Actions	Dollars (000)	Actions	Percentage of Actions	Dollars (000)	Percentage of Dollars (000)
<b>Methods of Contracting (Pre-CICA)</b>								
2-step Formal Advertising .....	0	0	0	0	0	0.000	0	0.000
Other Formal Advertising .....	0	0	0	0	0	0.000	0	0.000
Negotiated Competitive .....	0	0	0	0	0	0.000	0	0.000
Negotiated Non-Competitive .....	2	857	0	0	2	28.571	857	28.933
Directed for Foreign Governments .....	0	0	0	0	0	0.000	0	0.000
Tariff or Regulated .....	0	0	0	0	0	0.000	0	0.000
8(a) Awards .....	1	175	0	0	1	14.286	175	5.908
Brand Name For Resale .....	0	0	0	0	0	0.000	0	0.000
<b>Small Business Awards</b>								
Small Business No Preference .....	0	0	0	0	0	0.000	0	0.000
Total Set-Asides .....	0	0	0	0	0	0.000	0	0.000
Partial Set-Asides .....	0	0	0	0	0	0.000	0	0.000
8(a) Awards .....	1	175	1	954	2	28.571	1,129	38.116
Subtotal:	1	175	1	954	2	28.571	1,129	38.116
<b>Type of Contract</b>								
Fixed Price .....	3	1,032	4	1,930	7	100.000	2,962	100.000
Cost Reimbursement .....	0	0	0	0	0	0.000	0	0.000
Time & Material .....	0	0	0	0	0	0.000	0	0.000
Labor Hour .....	0	0	0	0	0	0.000	0	0.000
<b>Type of Contractor</b>								
Business Concerns .....	3	1,032	4	1,930	7	100.000	2,962	100.000
Educational & Non-Profit .....	0	0	0	0	0	0.000	0	0.000
State/Local Government .....	0	0	0	0	0	0.000	0	0.000
Non-defined .....	0	0	0	0	0	0.000	0	0.000
<b>Full and Open Competition (Post-CICA)</b>								
Normal Full & Open Competition .....	0	0	1	612	1	14.286	612	20.662
Architect Engineering .....	0	0	0	0	0	0.000	0	0.000
Basic Research .....	0	0	0	0	0	0.000	0	0.000
Multiple Award .....	0	0	0	0	0	0.000	0	0.000
Alternate Source .....	0	0	0	0	0	0.000	0	0.000
Small Business Set-Aside .....	0	0	0	0	0	0.000	0	0.000
LSA Set-Aside .....	0	0	0	0	0	0.000	0	0.000
LSA/Small Business Set-Aside .....	0	0	0	0	0	0.000	0	0.000
<b>Authority for Other Than Full and Open Competition (Post-CICA)</b>								
<b>Competitive</b>								
Only One Source .....	0	0	0	0	0	0.000	0	0.000
Follow-on Contracts .....	0	0	1	115	1	14.286	115	3.883
Other .....	0	0	1	249	1	14.286	249	8.406
Unusual & Compelling Urgency .....	0	0	0	0	0	0.000	0	0.000
Mobilization/Essential R&D .....	0	0	0	0	0	0.000	0	0.000
International Agreement .....	0	0	0	0	0	0.000	0	0.000
National Security .....	0	0	0	0	0	0.000	0	0.000
Public Interest .....	0	0	0	0	0	0.000	0	0.000
<b>Non-Competitive</b>								
Only One Source .....	0	0	0	0	0	0.000	0	0.000
Follow-on Contracts .....	0	0	0	0	0	0.000	0	0.000
Other .....	0	0	0	0	0	0.000	0	0.000
Unusual & Compelling Urgency .....	0	0	0	0	0	0.000	0	0.000
Mobilization/Essential R&D .....	0	0	0	0	0	0.000	0	0.000
International Agreement .....	0	0	0	0	0	0.000	0	0.000
National Security .....	0	0	0	0	0	0.000	0	0.000
Public Interest .....	0	0	0	0	0	0.000	0	0.000
Not Available for Competition .....	1	175	1	954	2	28.571	1,129	38.116
<b>Synopsis of Procurement Prior to Award</b>								
Synopsized Prior to Award .....	3	1,032	1	612	4	57.143	1,644	55.503
Not Synopsized due to Emergency .....	0	0	0	0	0	0.000	0	0.000
Not Synopsized for Other Reasons .....	0	0	3	1,318	3	42.857	1,318	44.497
Women Owned Business .....	1	175	0	0	1	14.286	175	5.908
Full and Open with Only One Bidder/Offeror .....	0	0	0	0	0	0.000	0	0.000

\*\*\* FAILED TO REPORT THIS QUARTER \*\*\*

FEDERAL PROCUREMENT DATA SYSTEM  
RAILROAD RETIREMENT BOARD SNAPSHOT REPORT

Actions Reported in Summary on SF281

Fiscal Year 1987 Through Fourth Quarter

Part I - Total Prime Acquisition Actions

Acquisition Method	Number of Actions	Net Dollar Amount (000)				
		Total	Small Business Concerns	Large Business Concerns	Educational & Non-Profit Institutions	Outside U.S./ Outlying Areas
1. Total (2+7+8)	2,352	3,005				
2. Subtotal (3+4+5+6)	2,352	3,005	1,347	1,633	25	0
3. Formally Advertised (Including 2 Step)	0	0	0	0	0	0
4. Negotiated Competitive	338	678	345	329	4	0
5. Negotiated Non-Competitive	1,412	991	697	273	21	0
6. Procurement Under Another Agency's Contracts	602	1,336	305	1,031	0	0
6A. GSA Schedules	543	1,274	259	1,015	0	0
6B. Another Agency's Contracts	59	62	46	16	0	0
7. Directed Contracts For Foreign Governments	0	0			0	0
8. Tariff Or Regulated Acquisitions	0	0				

Part II - Statistics on Selected Types of Acquisition

Type of Acquisition	Number of Actions	Net Dollar Amount (000)
9. Small Business Total Set-Asides	0	0
10. Small Business Partial Set-Asides	0	0
11. Total Labor Surplus Area Set-Asides	0	0
12. Total Labor Surplus Area/Small Business Set-Asides	0	0
13. Acquisitions From Minority and Disadvantaged Business Enterprises (13A + 13B)	0	0
13A. Directed to Large Or Small Minority Business Enterprises	0	0
13B. Small Business - Disadvantaged 8(A)	0	0
14. Women-Owned Business	0	0

RAILROAD RETIREMENT BOARD SNAPSHOT REPORT

Actions Reported Individually on SF279

Fiscal Year 1987 Through Fourth Quarter

	PRE-CICA		POST-CICA		PRE- & POST-CICA			
	Actions	Dollars (000)	Actions	Dollars (000)	Actions	Percents of Actions	Dollars (000)	Percentage of Dollars (000)
Total	22	7,133	31	2,222	53	100.000	9,355	100.000
<b>Subject To Statutory Requirements</b>								
Walsh Healy Act - Mfg	12	1,742	7	414	19	35.849	2,156	23.046
Walsh Healy Act - Dealer	0	0	2	82	2	3.774	82	0.877
Service Contract Act	7	981	8	589	15	28.302	1,570	16.782
Davis Bacon Act	0	0	3	72	3	5.660	72	0.770
Not subject to Above 3 Acts	3	4,410	11	1,065	14	26.415	5,475	58.525
<b>Kind of Contract Action</b>								
Initial Letter Contract	0	0	1	193	1	1.887	193	2.063
Def. Cont. Superseding Letter Contract	0	0	0	0	0	0.000	0	0.000
New Definitive Contract	0	0	14	761	14	26.415	761	8.135
Order Under Agency's Contract	0	0	0	0	0	0.000	0	0.000
Modification	8	5,628	10	984	18	33.962	6,612	70.679
GSA Schedule	14	1,505	6	284	20	37.736	1,789	19.123
Order Under Other Agency's Contract	0	0	0	0	0	0.000	0	0.000
Termination for Default	0	0	0	0	0	0.000	0	0.000
Termination for Convenience	0	0	0	0	0	0.000	0	0.000
<b>Labor Surplus Area (LSA)</b>								
Total Set-Aside	2	287	0	0	2	3.774	287	3.068
Partial Set-Aside (DOD contracts)	0	0	0	0	0	0.000	0	0.000
Tie Bid Preference	0	0	0	0	0	0.000	0	0.000
Total LSA/Small Bus. Set-Aside	1	165	0	0	1	1.887	165	1.764
Comb. Sm. Bus. Partial LSA (DOD contracts)	0	0	0	0	0	0.000	0	0.000
Subtotal:	3	452	0	0	3	5.660	452	4.832
<b>LSA No Preference Given</b>	19	6,681	31	2,222	50	94.340	8,903	95.168
<b>Product or Service</b>								
Supplies & Equipment	7	803	2	82	9	16.981	885	9.460
Research & Development	0	0	0	0	0	0.000	0	0.000
Construction	0	0	3	72	3	5.660	72	0.770
Architect Engineering	0	0	0	0	0	0.000	0	0.000
Automatic Data Processing Services	3	4,410	6	322	9	16.981	4,732	50.583
ADP Equipment, Purchase & Lease	3	991	4	251	7	13.208	1,242	13.276
Real Property, Purchase & Lease	0	0	0	0	0	0.000	0	0.000
Other Services	9	929	16	1,495	25	47.170	2,424	25.911

**FEDERAL PROCUREMENT DATA SYSTEM**  
**RAILROAD RETIREMENT BOARD SNAPSHOT REPORT**  
**Actions Reported Individually on SF279**  
**Fiscal Year 1987 Through Fourth Quarter**

	PRE-CICA		POST-CICA		PRE- & POST-CICA			
	Actions	Dollars (000)	Actions	Dollars (000)	Actions	Percentage of Actions	Dollars (000)	Percentage of Dollars (000)
<b>Methods of Contracting (Pre-CICA)</b>								
2-step Formal Advertising .....	0	0	0	0	0	0.000	0	0.000
Other Formal Advertising .....	1	66	0	0	1	1.887	66	0.706
Negotiated Competitive .....	21	7,067	0	0	21	39.623	7,067	75.542
Negotiated Non-Competitive .....	0	0	0	0	0	0.000	0	0.000
Directed for Foreign Governments .....	0	0	0	0	0	0.000	0	0.000
Tariff or Regulated .....	0	0	0	0	0	0.000	0	0.000
8(a) Awards .....	0	0	0	0	0	0.000	0	0.000
Brand Name For Resale .....	0	0	0	0	0	0.000	0	0.000
<b>Small Business Awards</b>								
Small Business No Preference .....	1	66	16	1,295	17	32.075	1,361	14.548
Total Set-Asides .....	1	165	0	0	1	1.887	165	1.764
Partial Set-Asides .....	0	0	0	0	0	0.000	0	0.000
8(a) Awards .....	0	0	0	0	0	0.000	0	0.000
Subtotal:	2	231	16	1,295	18	33.962	1,526	16.312
<b>Type of Contract</b>								
Fixed Price .....	19	2,723	31	2,222	50	94.340	4,945	52.859
Cost Reimbursement .....	3	4,410	0	0	3	5.660	4,410	47.141
Time & Material .....	0	0	0	0	0	0.000	0	0.000
Labor Hour .....	0	0	0	0	0	0.000	0	0.000
<b>Type of Contractor</b>								
Business Concerns .....	22	7,133	31	2,222	53	100.000	9,355	100.000
Educational & Non-Profit .....	0	0	0	0	0	0.000	0	0.000
State/Local Government .....	0	0	0	0	0	0.000	0	0.000
Non-defined .....	0	0	0	0	0	0.000	0	0.000
<b>Full and Open Competition (Post-CICA)</b>								
Normal Full & Open Competition .....	0	0	13	1,145	13	24.528	1,145	12.239
Architect Engineering .....	0	0	0	0	0	0.000	0	0.000
Basic Research .....	0	0	0	0	0	0.000	0	0.000
Multiple Award .....	0	0	6	284	6	11.321	284	3.036
Alternate Source .....	0	0	0	0	0	0.000	0	0.000
Small Business Set-Aside .....	0	0	0	0	0	0.000	0	0.000
LSA Set-Aside .....	0	0	0	0	0	0.000	0	0.000
LSA/Small Business Set-Aside .....	0	0	0	0	0	0.000	0	0.000
<b>Authority for Other Than Full and Open Competition (Post-CICA)</b>								
<b>Competitive</b>								
Only One Source .....	0	0	0	0	0	0.000	0	0.000
Follow-on Contracts .....	0	0	0	0	0	0.000	0	0.000
Other .....	0	0	0	0	0	0.000	0	0.000
Unusual & Compelling Urgency .....	0	0	2	216	2	3.774	216	2.309
Mobilization/Essential R&D .....	0	0	0	0	0	0.000	0	0.000
International Agreement .....	0	0	0	0	0	0.000	0	0.000
National Security .....	0	0	0	0	0	0.000	0	0.000
Public Interest .....	0	0	2	40	2	3.774	40	0.428
<b>Non-Competitive</b>								
Only One Source .....	0	0	0	0	0	0.000	0	0.000
Follow-on Contracts .....	0	0	0	0	0	0.000	0	0.000
Other .....	0	0	1	45	1	1.887	45	0.481
Unusual & Compelling Urgency .....	0	0	0	0	0	0.000	0	0.000
Mobilization/Essential R&D .....	0	0	0	0	0	0.000	0	0.000
International Agreement .....	0	0	0	0	0	0.000	0	0.000
National Security .....	0	0	0	0	0	0.000	0	0.000
Public Interest .....	0	0	0	0	0	0.000	0	0.000
Not Available for Competition .....	0	0	7	492	7	13.208	492	5.259
<b>Synopsis of Procurement Prior to Award</b>								
Synopsized Prior to Award .....	7	4,928	13	1,106	20	37.736	6,034	64.500
Not Synopsized due to Emergency .....	0	0	2	216	2	3.774	216	2.309
Not Synopsized for Other Reasons .....	15	2,205	16	900	31	58.491	3,105	33.191
Women Owned Business .....	0	0	1	47	1	1.887	47	0.502
Full and Open with Only One Bidder/Offor .....	0	0	1	318	1	1.887	318	3.399

FEDERAL PROCUREMENT DATA SYSTEM  
**SECURITIES EXCHANGE COMMISSION SNAPSHOT REPORT**

Actions Reported in Summary on SF281  
 Fiscal Year 1987 Through Fourth Quarter

**Part I - Total Prime Acquisition Actions**

Acquisition Method	Number of Actions	Net Dollar Amount (000)				
		Total	Small Business Concerns	Large Business Concerns	Educational & Non-Profit Institutions	Outside U.S./ Outlying Areas
1. Total (2+7+8)	2,106	3,135				
2. Subtotal (3+4+5+6)	2,106	3,135	1,600	1,535	0	0
3. Formally Advertised (Including 2 Step)	0	0	0	0	0	0
4. Negotiated Competitive	365	1,936	1,061	875	0	0
5. Negotiated Non-Competitive	1,440	387	227	160	0	0
6. Procurement Under Another Agency's Contracts	301	812	312	500	0	0
6A. GSA Schedules	301	812	312	500	0	0
6B. Another Agency's Contracts	0	0	0	0	0	0
7. Directed Contracts For Foreign Governments	0	0	0	0	0	0
8. Tariff Or Regulated Acquisitions	0	0				

**Part II - Statistics on Selected Types of Acquisition**

Type of Acquisition	Number of Actions	Net Dollar Amount (000)
9. Small Business Total Set-Asides	0	0
10. Small Business Partial Set-Asides	0	0
11. Total Labor Surplus Area Set-Asides	0	0
12. Total Labor Surplus Area/Small Business Set-Asides	0	0
13. Acquisitions From Minority and Disadvantaged Business Enterprises (13A + 13B)	0	0
13A. Directed to Large Or Small Minority Business Enterprises	0	0
13B. Small Business - Disadvantaged 8(A)	0	0
14. Women-Owned Business	0	0

**SECURITIES EXCHANGE COMMISSION SNAPSHOT REPORT**

Actions Reported Individually on SF279  
 Fiscal Year 1987 Through Fourth Quarter

	PRE-CICA		POST-CICA		PRE- & POST-CICA			
	Actions	Dollars (000)	Actions	Dollars (000)	Actions	Percents of Actions	Dollars (000)	Percentage of Dollars (000)
Total	0	0	25	4,820	25	100.000	4,820	100.000
<b>Subject To Statutory Requirements</b>								
Walsh Healy Act - Mfg	0	0	3	643	3	12.000	643	13.340
Walsh Healy Act - Dealer	0	0	8	951	8	32.000	951	19.730
Service Contract Act	0	0	10	2,768	10	40.000	2,768	57.427
Davis Bacon Act	0	0	0	0	0	0.000	0	0.000
Not subject to Above 3 Acts	0	0	4	458	4	16.000	458	9.502
<b>Kind of Contract Action</b>								
Initial Letter Contract	0	0	0	0	0	0.000	0	0.000
Def. Cont. Superseding Letter Contract	0	0	0	0	0	0.000	0	0.000
New Definitive Contract	0	0	7	924	7	28.000	924	19.170
Order Under Agency's Contract	0	0	5	687	5	20.000	687	14.253
Modification	0	0	8	2,666	8	32.000	2,666	55.311
GSA Schedule	0	0	5	543	5	20.000	543	11.266
Order Under Other Agency's Contract	0	0	0	0	0	0.000	0	0.000
Termination for Default	0	0	0	0	0	0.000	0	0.000
Termination for Convenience	0	0	0	0	0	0.000	0	0.000
<b>Labor Surplus Area (LSA)</b>								
Total Set-Aside	0	0	0	0	0	0.000	0	0.000
Partial Set-Aside (DOD contracts)	0	0	0	0	0	0.000	0	0.000
Tie Bid Preference	0	0	0	0	0	0.000	0	0.000
Total LSA/Small Bus. Set-Aside	0	0	0	0	0	0.000	0	0.000
Comb. Sm. Bus. Partial LSA (DOD contracts)	0	0	0	0	0	0.000	0	0.000
Subtotal:	0	0	0	0	0	0.000	0	0.000
<b>LSA No Preference Given</b>	0	0	25	4,820	25	100.000	4,820	100.000
<b>Product or Service</b>								
Supplies & Equipment	0	0	0	0	0	0.000	0	0.000
Research & Development	0	0	0	0	0	0.000	0	0.000
Construction	0	0	0	0	0	0.000	0	0.000
Architect Engineering	0	0	0	0	0	0.000	0	0.000
Automatic Data Processing Services	0	0	9	2,133	9	36.000	2,133	44.253
ADP Equipment, Purchase & Lease	0	0	9	1,756	9	36.000	1,756	36.432
Real Property, Purchase & Lease	0	0	0	0	0	0.000	0	0.000
Other Services	0	0	7	931	7	28.000	931	19.315



FEDERAL PROCUREMENT DATA SYSTEM  
**SECURITIES EXCHANGE COMMISSION SNAPSHOT REPORT**  
**Actions Reported Individually on SF279**  
**Fiscal Year 1987 Through Fourth Quarter**

	PRE-CICA		POST-CICA		PRE- & POST-CICA			
	Actions	Dollars (000)	Actions	Dollars (000)	Actions	Percentage of Actions	Dollars (000)	Percentage of Dollars (000)
<b>Methods of Contracting (Pre-CICA)</b>								
2-step Formal Advertising .....	0	0	0	0	0	0.000	0	0.000
Other Formal Advertising .....	0	0	0	0	0	0.000	0	0.000
Negotiated Competitive .....	0	0	0	0	0	0.000	0	0.000
Negotiated Non-Competitive .....	0	0	0	0	0	0.000	0	0.000
Directed for Foreign Governments .....	0	0	0	0	0	0.000	0	0.000
Tariff or Regulated .....	0	0	0	0	0	0.000	0	0.000
8(a) Awards .....	0	0	0	0	0	0.000	0	0.000
Brand Name For Resale .....	0	0	0	0	0	0.000	0	0.000
<b>Small Business Awards</b>								
Small Business No Preference .....	0	0	5	356	5	20.000	356	7.386
Total Set-Asides .....	0	0	0	0	0	0.000	0	0.000
Partial Set-Asides .....	0	0	0	0	0	0.000	0	0.000
8(a) Awards .....	0	0	7	807	7	28.000	807	16.743
Subtotal:	0	0	12	1,163	12	48.000	1,163	24.129
<b>Type of Contract</b>								
Fixed Price .....	0	0	20	2,863	20	80.000	2,863	59.398
Cost Reimbursement .....	0	0	4	1,882	4	16.000	1,882	39.046
Time & Material .....	0	0	0	0	0	0.000	0	0.000
Labor Hour .....	0	0	1	75	1	4.000	75	1.556
<b>Type of Contractor</b>								
Business Concerns .....	0	0	25	4,820	25	100.000	4,820	100.000
Educational & Non-Profit .....	0	0	0	0	0	0.000	0	0.000
State/Local Government .....	0	0	0	0	0	0.000	0	0.000
Non-defined .....	0	0	0	0	0	0.000	0	0.000
<b>Full and Open Competition (Post-CICA)</b>								
Normal Full & Open Competition .....	0	0	7	1,521	7	28.000	1,521	31.556
Architect Engineering .....	0	0	0	0	0	0.000	0	0.000
Basic Research .....	0	0	0	0	0	0.000	0	0.000
Multiple Award .....	0	0	6	568	6	24.000	568	11.784
Alternate Source .....	0	0	0	0	0	0.000	0	0.000
Small Business Set-Aside .....	0	0	0	0	0	0.000	0	0.000
LSA Set-Aside .....	0	0	0	0	0	0.000	0	0.000
LSA/Small Business Set-Aside .....	0	0	0	0	0	0.000	0	0.000
<b>Authority for Other Than Full and Open Competition (Post-CICA)</b>								
<b>Competitive</b>								
Only One Source .....	0	0	0	0	0	0.000	0	0.000
Follow-on Contracts .....	0	0	0	0	0	0.000	0	0.000
Other .....	0	0	0	0	0	0.000	0	0.000
Unusual & Compelling Urgency .....	0	0	0	0	0	0.000	0	0.000
Mobilization/Essential R&D .....	0	0	0	0	0	0.000	0	0.000
International Agreement .....	0	0	0	0	0	0.000	0	0.000
National Security .....	0	0	0	0	0	0.000	0	0.000
Public Interest .....	0	0	0	0	0	0.000	0	0.000
<b>Non-Competitive</b>								
Only One Source .....	0	0	0	0	0	0.000	0	0.000
Follow-on Contracts .....	0	0	4	1,882	4	16.000	1,882	39.046
Other .....	0	0	1	42	1	4.000	42	0.871
Unusual & Compelling Urgency .....	0	0	0	0	0	0.000	0	0.000
Mobilization/Essential R&D .....	0	0	0	0	0	0.000	0	0.000
International Agreement .....	0	0	0	0	0	0.000	0	0.000
National Security .....	0	0	0	0	0	0.000	0	0.000
Public Interest .....	0	0	0	0	0	0.000	0	0.000
Not Available for Competition .....	0	0	7	807	7	28.000	807	16.743
<b>Synopsis of Procurement Prior to Award</b>								
Synopsized Prior to Award .....	0	0	14	3,851	14	56.000	3,851	79.896
Not Synopsized due to Emergency .....	0	0	0	0	0	0.000	0	0.000
Not Synopsized for Other Reasons .....	0	0	11	969	11	44.000	969	20.104
Women Owned Business .....	0	0	1	667	1	4.000	667	13.838
Full and Open with Only One Bidder/Officer .....	0	0	3	124	3	12.000	124	2.573

FEDERAL PROCUREMENT DATA SYSTEM  
**SELECTIVE SERVICE SYSTEM SNAPSHOT REPORT**

Actions Reported in Summary on SF281  
 Fiscal Year 1987 Through Fourth Quarter

**Part I - Total Prime Acquisition Actions**

Acquisition Method	Number of Actions	Net Dollar Amount (000)				
		Total	Small Business Concerns	Large Business Concerns	Educational & Non-Profit Institutions	Outside U.S./Outlying Areas
1. Total (2+7+8)	1,215	1,670				
2. Subtotal (3+4+5+6)	1,215	1,670				
3. Formally Advertised (Including 2 Step)			704	957	9	0
4. Negotiated Competitive	0	0	0	0	0	0
5. Negotiated Non-Competitive	483	546	377	166	3	0
6. Procurement Under Another Agency's Contracts	348	248	147	95	6	0
6A. GSA Schedules	384	876	180	696	0	0
6B. Another Agency's Contracts	384	875	179	696	0	0
7. Directed Contracts For Foreign Governments	0	1	1	0	0	0
8. Tariff Or Regulated Acquisitions	0	0	0	0	0	0

**Part II - Statistics on Selected Types of Acquisition**

Type of Acquisition	Number of Actions	Net Dollar Amount (000)
9. Small Business Total Set-Asides		
10. Small Business Partial Set-Asides		
11. Total Labor Surplus Area Set-Asides	0	0
12. Total Labor Surplus Area/Small Business Set-Asides	0	0
13. Acquisitions From Minority and Disadvantaged Business Enterprises (13A + 13B)	0	0
13A. Directed to Large Or Small Minority Business Enterprises	8	15
13B. Small Business - Disadvantaged 8(A)	8	15
14. Women-Owned Business	0	0
	72	57

**SELECTIVE SERVICE SYSTEM SNAPSHOT REPORT**

Actions Reported Individually on SF279

Fiscal Year 1987 Through Fourth Quarter

	PRE-CICA		POST-CICA		PRE- & POST-CICA			
	Actions	Dollars (000)	Actions	Dollars (000)	Actions	Percents of Actions	Dollars (000)	Percentage of Dollars (000)
Total	0	0	9	608	9	100.000	608	100.000
<b>Subject To Statutory Requirements</b>								
Walsh Healy Act - Mfg	0	0	1	83	1	11.111	83	13.651
Walsh Healy Act - Dealer	0	0	0	0	0	0.000	0	0.000
Service Contract Act	0	0	8	525	8	88.889	525	86.349
Davis Bacon Act	0	0	0	0	0	0.000	0	0.000
Not subject to Above 3 Acts	0	0	0	0	0	0.000	0	0.000
<b>Kind of Contract Action</b>								
Initial Letter Contract	0	0	0	0	0	0.000	0	0.000
Def. Cont. Superseding Letter Contract	0	0	0	0	0	0.000	0	0.000
New Definitive Contract	0	0	0	0	0	0.000	0	0.000
Order Under Agency's Contract	0	0	6	455	6	66.667	455	74.836
Modification	0	0	0	0	0	0.000	0	0.000
GSA Schedule	0	0	3	153	3	33.333	153	25.164
Order Under Other Agency's Contract	0	0	0	0	0	0.000	0	0.000
Termination for Default	0	0	0	0	0	0.000	0	0.000
Termination for Convenience	0	0	0	0	0	0.000	0	0.000
<b>Labor Surplus Area (LSA)</b>								
Total Set-Aside	0	0	0	0	0	0.000	0	0.000
Partial Set-Aside (DOD contracts)	0	0	0	0	0	0.000	0	0.000
Tie Bid Preference	0	0	0	0	0	0.000	0	0.000
Total LSA/Small Bus. Set-Aside	0	0	0	0	0	0.000	0	0.000
Comb. Sm. Bus. Partial LSA (DOD contracts)	0	0	0	0	0	0.000	0	0.000
Subtotal:	0	0	0	0	0	0.000	0	0.000
<b>LSA No Preference Given</b>	0	0	9	608	9	100.000	608	100.000
<b>Product or Service</b>								
Supplies & Equipment	0	0	1	83	1	11.111	83	13.651
Research & Development	0	0	0	0	0	0.000	0	0.000
Construction	0	0	0	0	0	0.000	0	0.000
Architect Engineering	0	0	0	0	0	0.000	0	0.000
Automatic Data Processing Services	0	0	0	0	0	0.000	0	0.000
ADP Equipment, Purchase & Lease	0	0	1	43	1	11.111	43	7.072
Real Property, Purchase & Lease	0	0	0	0	0	0.000	0	0.000
Other Services	0	0	7	482	7	77.778	482	79.276

FEDERAL PROCUREMENT DATA SYSTEM  
**SELECTIVE SERVICE SYSTEM SNAPSHOT REPORT**  
**Actions Reported Individually on SF279**  
**Fiscal Year 1987 Through Fourth Quarter**

	PRE-CICA		POST-CICA		PRE- & POST-CICA			
	Actions	Dollars (000)	Actions	Dollars (000)	Actions	Percentage of Actions	Dollars (000)	Percentage of Dollars (000)
<b>Methods of Contracting (Pre-CICA)</b>								
2-step Formal Advertising .....	0	0	0	0	0	0.000	0	0.000
Other Formal Advertising .....	0	0	0	0	0	0.000	0	0.000
Negotiated Competitive .....	0	0	0	0	0	0.000	0	0.000
Negotiated Non-Competitive .....	0	0	0	0	0	0.000	0	0.000
Directed for Foreign Governments .....	0	0	0	0	0	0.000	0	0.000
Tariff or Regulated .....	0	0	0	0	0	0.000	0	0.000
8(a) Awards .....	0	0	0	0	0	0.000	0	0.000
Brand Name For Resale .....	0	0	0	0	0	0.000	0	0.000
<b>Small Business Awards</b>								
Small Business No Preference .....	0	0	5	430	5	55.556	430	70.724
Total Set-Asides .....	0	0	0	0	0	0.000	0	0.000
Partial Set-Asides .....	0	0	0	0	0	0.000	0	0.000
8(a) Awards .....	0	0	0	0	0	0.000	0	0.000
Subtotal:	0	0	5	430	5	55.556	430	70.724
<b>Type of Contract</b>								
Fixed Price .....	0	0	9	608	9	100.000	608	100.000
Cost Reimbursement .....	0	0	0	0	0	0.000	0	0.000
Time & Material .....	0	0	0	0	0	0.000	0	0.000
Labor Hour .....	0	0	0	0	0	0.000	0	0.000
<b>Type of Contractor</b>								
Business Concerns .....	0	0	9	608	9	100.000	608	100.000
Educational & Non-Profit .....	0	0	0	0	0	0.000	0	0.000
State/Local Government .....	0	0	0	0	0	0.000	0	0.000
Non-defined .....	0	0	0	0	0	0.000	0	0.000
<b>Full and Open Competition (Post-CICA)</b>								
Normal Full & Open Competition .....	0	0	6	455	6	66.667	455	74.836
Architect Engineering .....	0	0	0	0	0	0.000	0	0.000
Basic Research .....	0	0	0	0	0	0.000	0	0.000
Multiple Award .....	0	0	3	153	3	33.333	153	25.164
Alternate Source .....	0	0	0	0	0	0.000	0	0.000
Small Business Set-Aside .....	0	0	0	0	0	0.000	0	0.000
LSA Set-Aside .....	0	0	0	0	0	0.000	0	0.000
LSA/Small Business Set-Aside .....	0	0	0	0	0	0.000	0	0.000
<b>Authority for Other Than Full and Open Competition (Post-CICA)</b>								
<b>Competitive</b>								
Only One Source .....	0	0	0	0	0	0.000	0	0.000
Follow-on Contracts .....	0	0	0	0	0	0.000	0	0.000
Other .....	0	0	0	0	0	0.000	0	0.000
Unusual & Compelling Urgency .....	0	0	0	0	0	0.000	0	0.000
Mobilization/Essential R&D .....	0	0	0	0	0	0.000	0	0.000
International Agreement .....	0	0	0	0	0	0.000	0	0.000
National Security .....	0	0	0	0	0	0.000	0	0.000
Public Interest .....	0	0	0	0	0	0.000	0	0.000
<b>Non-Competitive</b>								
Only One Source .....	0	0	0	0	0	0.000	0	0.000
Follow-on Contracts .....	0	0	0	0	0	0.000	0	0.000
Other .....	0	0	0	0	0	0.000	0	0.000
Unusual & Compelling Urgency .....	0	0	0	0	0	0.000	0	0.000
Mobilization/Essential R&D .....	0	0	0	0	0	0.000	0	0.000
International Agreement .....	0	0	0	0	0	0.000	0	0.000
National Security .....	0	0	0	0	0	0.000	0	0.000
Public Interest .....	0	0	0	0	0	0.000	0	0.000
Not Available for Competition .....	0	0	0	0	0	0.000	0	0.000
<b>Synopsis of Procurement Prior to Award</b>								
Synopsized Prior to Award .....	0	0	6	455	6	66.667	455	74.836
Not Synopsized due to Emergency .....	0	0	0	0	0	0.000	0	0.000
Not Synopsized for Other Reasons .....	0	0	3	153	3	33.333	153	25.164
Women Owned Business .....	0	0	0	0	0	0.000	0	0.000
Full and Open with Only One Bidder/Offeror .....	0	0	0	0	0	0.000	0	0.000

FEDERAL PROCUREMENT DATA SYSTEM  
**SMALL BUSINESS ADMINISTRATION SNAPSHOT REPORT**

Actions Reported in Summary on SF281

Fiscal Year 1987 Through Fourth Quarter

**Part I - Total Prime Acquisition Actions**

Acquisition Method	Number of Actions	Net Dollar Amount (000)				
		Total	Small Business Concerns	Large Business Concerns	Educational & Non-Profit Institutions	Outside U.S./ Outlying Areas
1. Total (2+7+8) .....	8,607	11,306				
2. Subtotal (3+4+5+6) .....	8,561	11,278	4,359	6,476	441	2
3. Formally Advertised (Including 2 Step) .....	0	0	0	0	0	0
4. Negotiated Competitive .....	1,134	1,110	636	412	62	0
5. Negotiated Non-Competitive .....	4,585	5,215	2,724	2,110	379	2
6. Procurement Under Another Agency's Contracts .....	2,842	4,953	999	3,954	0	0
6A. GSA Schedules .....	2,120	4,207	616	3,591	0	0
6B. Another Agency's Contracts .....	722	746	383	363	0	0
7. Directed Contracts For Foreign Governments .....	0	0				
8. Tariff Or Regulated Acquisitions .....	46	28				

**Part II - Statistics on Selected Types of Acquisition**

Type of Acquisition	Number of Actions	Net Dollar Amount (000)
9. Small Business Total Set-Asides .....	2,023	541
10. Small Business Partial Set-Asides .....	0	0
11. Total Labor Surplus Area Set-Asides .....	0	0
12. Total Labor Surplus Area/Small Business Set-Asides .....	483	5
13. Acquisitions From Minority and Disadvantaged Business Enterprises (13A + 13B) .....	102	427
13A. Directed to Large Or Small Minority Business Enterprises .....	68	402
13B. Small Business - Disadvantaged 8(A) .....	34	25
14. Women-Owned Business .....	16	16

**SMALL BUSINESS ADMINISTRATION SNAPSHOT REPORT**

Actions Reported Individually on SF279

Fiscal Year 1987 Through Fourth Quarter

	PRE-CICA		POST-CICA		PRE- & POST-CICA			
	Actions	Dollars (000)	Actions	Dollars (000)	Actions	Percents of Actions	Dollars (000)	Percentage of Dollars (000)
<b>Total</b> .....	12	369	249	21,070	261	100.000	21,439	100.000
<b>Subject To Statutory Requirements</b>								
Walsh Healy Act - Mfg .....	0	0	4	85	4	1.533	85	0.396
Walsh Healy Act - Dealer .....	0	0	0	0	0	0.000	0	0.000
Service Contract Act .....	0	0	1	25	1	0.383	25	0.117
Davis Bacon Act .....	0	0	0	0	0	0.000	0	0.000
Not subject to Above 3 Acts .....	12	369	244	20,960	256	98.084	21,329	99.487
<b>Kind of Contract Action</b>								
Initial Letter Contract .....	0	0	0	0	0	0.000	0	0.000
Def. Cont. Superseding Letter Contract .....	0	0	0	0	0	0.000	0	0.000
New Definitive Contract .....	0	0	98	8,094	98	37.548	8,094	37.754
Order Under Agency's Contract .....	0	0	2	102	2	0.766	102	0.476
Modification .....	1	14	81	10,189	82	31.418	10,203	47.591
GSA Schedule .....	11	355	67	2,668	78	29.885	3,023	14.100
Order Under Other Agency's Contract .....	0	0	1	17	1	0.383	17	0.079
Termination for Default .....	0	0	0	0	0	0.000	0	0.000
Termination for Convenience .....	0	0	0	0	0	0.000	0	0.000
<b>Labor Surplus Area (LSA)</b>								
Total Set-Aside .....	0	0	0	0	0	0.000	0	0.000
Partial Set-Aside (DOD contracts) .....	0	0	0	0	0	0.000	0	0.000
Tie Bid Preference .....	0	0	0	0	0	0.000	0	0.000
Total LSA/Small Bus. Set-Aside .....	0	0	0	0	0	0.000	0	0.000
Comb. Sm. Bus. Partial LSA (DOD contracts) .....	0	0	0	0	0	0.000	0	0.000
Subtotal: .....	0	0	0	0	0	0.000	0	0.000
<b>LSA No Preference Given</b> .....	12	369	249	21,070	261	100.000	21,439	100.000
<b>Product or Service</b>								
Supplies & Equipment .....	0	0	20	1,383	20	7.663	1,383	6.451
Research & Development .....	0	0	17	973	17	6.513	973	4.538
Construction .....	0	0	2	125	2	0.766	125	0.583
Architect Engineering .....	0	0	1	53	1	0.383	53	0.247
Automatic Data Processing Services .....	1	14	36	4,718	37	14.176	4,732	22.072
ADP Equipment, Purchase & Lease .....	3	49	88	5,292	91	34.866	5,341	24.913
Real Property, Purchase & Lease .....	0	0	1	31	1	0.383	31	0.145
Other Services .....	8	306	84	8,495	92	35.249	8,801	41.051

FEDERAL PROCUREMENT DATA SYSTEM  
**SMALL BUSINESS ADMINISTRATION SNAPSHOT REPORT**

Actions Reported Individually on SF279  
 Fiscal Year 1987 Through Fourth Quarter

	PRE-CICA		POST-CICA		PRE- & POST-CICA			
	Actions	Dollars (000)	Actions	Dollars (000)	Actions	Percentage of Actions	Dollars (000)	Percentage of Dollars (000)
<b>Methods of Contracting (Pre-CICA)</b>								
2-step Formal Advertising .....	0	0	0	0	0	0.000	0	0.000
Other Formal Advertising .....	0	0	0	0	0	0.000	0	0.000
Negotiated Competitive .....	12	369	0	0	12	4.588	369	1.721
Negotiated Non-Competitive .....	0	0	0	0	0	0.000	0	0.000
Directed for Foreign Governments .....	0	0	0	0	0	0.000	0	0.000
Tariff or Regulated .....	0	0	0	0	0	0.000	0	0.000
8(a) Awards .....	0	0	0	0	0	0.000	0	0.000
Brand Name For Resale .....	0	0	0	0	0	0.000	0	0.000
<b>Small Business Awards</b>								
Small Business No Preference .....	2	38	103	10,321	105	40.230	10,359	48.318
Total Set-Asides .....	1	14	1	95	2	0.766	109	0.508
Partial Set-Asides .....	0	0	0	0	0	0.000	0	0.000
8(a) Awards .....	0	0	14	1,017	14	5.364	1,017	4.744
Subtotal:	3	52	118	11,433	121	46.360	11,485	53.571
<b>Type of Contract</b>								
Fixed Price .....	12	369	235	20,046	247	94.636	20,415	95.224
Cost Reimbursement .....	0	0	13	1,004	13	4.981	1,004	4.683
Time & Material .....	0	0	1	20	1	0.383	20	0.093
Labor Hour .....	0	0	0	0	0	0.000	0	0.000
<b>Type of Contractor</b>								
Business Concerns .....	12	369	246	20,847	258	98.851	21,216	98.960
Educational & Non-Profit .....	0	0	3	223	3	1.149	223	1.040
State/Local Government .....	0	0	0	0	0	0.000	0	0.000
Non-defined .....	0	0	0	0	0	0.000	0	0.000
<b>Full and Open Competition (Post-CICA)</b>								
Normal Full & Open Competition .....	0	0	51	7,729	51	19.540	7,729	36.051
Architect Engineering .....	0	0	0	0	0	0.000	0	0.000
Basic Research .....	0	0	1	47	1	0.383	47	0.219
Multiple Award .....	0	0	78	3,016	78	29.885	3,016	14.068
Alternate Source .....	0	0	0	0	0	0.000	0	0.000
Small Business Set-Aside .....	0	0	1	95	1	0.383	95	0.443
LSA Set-Aside .....	0	0	0	0	0	0.000	0	0.000
LSA/Small Business Set-Aside .....	0	0	0	0	0	0.000	0	0.000
<b>Authority for Other Than Full and Open Competition (Post-CICA)</b>								
<b>Competitive</b>								
Only One Source .....	0	0	0	0	0	0.000	0	0.000
Follow-on Contracts .....	0	0	0	0	0	0.000	0	0.000
Other .....	0	0	0	0	0	0.000	0	0.000
Unusual & Compelling Urgency .....	0	0	0	0	0	0.000	0	0.000
Mobilization/Essential R&D .....	0	0	0	0	0	0.000	0	0.000
International Agreement .....	0	0	0	0	0	0.000	0	0.000
National Security .....	0	0	0	0	0	0.000	0	0.000
Public Interest .....	0	0	0	0	0	0.000	0	0.000
<b>Non-Competitive</b>								
Only One Source .....	0	0	4	341	4	1.533	341	1.591
Follow-on Contracts .....	0	0	6	698	6	2.299	698	3.256
Other .....	0	0	10	1,083	10	3.831	1,083	5.052
Unusual & Compelling Urgency .....	0	0	0	0	0	0.000	0	0.000
Mobilization/Essential R&D .....	0	0	0	0	0	0.000	0	0.000
International Agreement .....	0	0	0	0	0	0.000	0	0.000
National Security .....	0	0	0	0	0	0.000	0	0.000
Public Interest .....	0	0	0	0	0	0.000	0	0.000
Not Available for Competition .....	0	0	89	7,915	89	34.100	7,915	36.919
<b>Synopsis of Procurement Prior to Award</b>								
Synopsized Prior to Award .....	10	261	132	14,156	142	54.406	14,417	67.247
Not Synopsized due to Emergency .....	0	0	2	119	2	0.766	119	0.555
Not Synopsized for Other Reasons .....	2	108	115	6,795	117	44.828	6,903	32.198
Women Owned Business .....	0	0	11	1,385	11	4.215	1,385	6.460
Full and Open with Only One Bidder/Offeror .....	0	0	3	101	3	1.149	101	0.471

FEDERAL PROCUREMENT DATA SYSTEM  
**SMITHSONIAN INSTITUTION SNAPSHOT REPORT**

Actions Reported in Summary on SF281

Fiscal Year 1987 Through Fourth Quarter

**Part I - Total Prime Acquisition Actions**

Acquisition Method	Number of Actions	Net Dollar Amount (000)				
		Total	Small Business Concerns	Large Business Concerns	Educational & Non-Profit Institutions	Outside U.S./ Outlying Areas
1. Total (2+7+8) .....	38,355	28,198				
2. Subtotal (3+4+5+6) .....	38,355	28,198	25,932	1,784	482	0
3. Formally Advertised (Including 2 Step) .....	0	0	0	0	0	0
4. Negotiated Competitive .....	6,263	3,475	3,137	120	218	0
5. Negotiated Non-Competitive .....	30,856	21,754	20,992	498	264	0
6. Procurement Under Another Agency's Contracts .....	1,236	2,969	1,803	1,166	0	0
6A. GSA Schedules .....	1,145	2,642	1,476	1,166	0	0
6B. Another Agency's Contracts .....	91	327	327	0	0	0
7. Directed Contracts For Foreign Governments .....	0	0				
8. Tariff Or Regulated Acquisitions .....	0	0				

**Part II - Statistics on Selected Types of Acquisition**

Type of Acquisition	Number of Actions	Net Dollar Amount (000)
9. Small Business Total Set-Asides .....	14,574	10,730
10. Small Business Partial Set-Asides .....	0	0
11. Total Labor Surplus Area Set-Asides .....	0	0
12. Total Labor Surplus Area/Small Business Set-Asides .....	0	0
13. Acquisitions From Minority and Disadvantaged Business Enterprises (13A + 13B) .....	271	541
13A. Directed to Large Or Small Minority Business Enterprises .....	271	541
13B. Small Business - Disadvantaged 8(A) .....	0	0
14. Women-Owned Business .....	220	474

**SMITHSONIAN INSTITUTION SNAPSHOT REPORT**

Actions Reported Individually on SF279

Fiscal Year 1987 Through Fourth Quarter

	PRE-CICA		POST-CICA		PRE- & POST-CICA			
	Actions	Dollars (000)	Actions	Dollars (000)	Actions	Percents of Actions	Dollars (000)	Percentage of Dollars (000)
Total .....	47	2,117	482	25,590	529	100.000	27,707	100.000
<b>Subject To Statutory Requirements</b>								
Walsh Healy Act - Mfg .....	5	123	30	941	35	6.616	1,064	3.840
Walsh Healy Act - Dealer .....	16	558	280	8,828	296	55.955	9,386	33.876
Service Contract Act .....	18	853	13	794	31	5.860	1,647	5.944
Davis Bacon Act .....	1	102	96	11,985	97	18.336	12,087	43.624
Not subject to Above 3 Acts .....	7	481	63	3,042	70	13.233	3,523	12.715
<b>Kind of Contract Action</b>								
Initial Letter Contract .....	0	0	1	20	1	0.189	20	0.072
Def. Cont. Superseding Letter Contract .....	0	0	0	0	0	0.000	0	0.000
New Definitive Contract .....	0	0	283	17,802	283	53.497	17,802	64.251
Order Under Agency's Contract .....	0	0	0	0	0	0.000	0	0.000
Modification .....	33	1,855	91	4,441	124	23.440	6,296	22.723
GSA Schedule .....	14	262	106	3,292	120	22.684	3,554	12.827
Order Under Other Agency's Contract .....	0	0	1	35	1	0.189	35	0.126
Termination for Default .....	0	0	0	0	0	0.000	0	0.000
Termination for Convenience .....	0	0	0	0	0	0.000	0	0.000
<b>Labor Surplus Area (LSA)</b>								
Total Set-Aside .....	0	0	0	0	0	0.000	0	0.000
Partial Set-Aside (DOD contracts) .....	0	0	0	0	0	0.000	0	0.000
Tie Bid Preference .....	0	0	0	0	0	0.000	0	0.000
Total LSA/Small Bus. Set-Aside .....	0	0	0	0	0	0.000	0	0.000
Comb. Sm. Bus. Partial LSA (DOD contracts) .....	0	0	0	0	0	0.000	0	0.000
Subtotal: .....	0	0	0	0	0	0.000	0	0.000
<b>LSA No Preference Given .....</b>	<b>47</b>	<b>2,117</b>	<b>482</b>	<b>25,590</b>	<b>529</b>	<b>100.000</b>	<b>27,707</b>	<b>100.000</b>
<b>Product or Service</b>								
Supplies & Equipment .....	16	518	176	5,234	192	36.295	5,752	20.760
Research & Development .....	0	0	0	0	0	0.000	0	0.000
Construction .....	1	102	95	12,519	96	18.147	12,621	45.552
Architect Engineering .....	4	122	7	562	11	2.079	684	2.469
Automatic Data Processing Services .....	0	0	2	14	2	0.378	14	0.051
ADP Equipment, Purchase & Lease .....	0	0	51	1,507	51	9.641	1,507	5.439
Real Property, Purchase & Lease .....	0	0	3	63	3	0.567	63	0.227
Other Services .....	26	1,375	148	5,691	174	32.892	7,066	25.503

FEDERAL PROCUREMENT DATA SYSTEM  
**SMITHSONIAN INSTITUTION SNAPSHOT REPORT**  
 Actions Reported Individually on SF279  
 Fiscal Year 1987 Through Fourth Quarter

	PRE-CICA		POST-CICA		PRE- & POST-CICA			
	Actions	Dollars (000)	Actions	Dollars (000)	Actions	Percentage of Actions	Dollars (000)	Percentage of Dollars (000)
<b>Methods of Contracting (Pre-CICA)</b>								
2-step Formal Advertising .....	0	0	0	0	0	0.000	0	0.000
Other Formal Advertising .....	3	259	0	0	3	0.567	259	0.935
Negotiated Competitive .....	31	1,102	0	0	31	5.860	1,102	3.977
Negotiated Non-Competitive .....	13	756	0	0	13	2.457	756	2.729
Directed for Foreign Governments .....	0	0	0	0	0	0.000	0	0.000
Tariff or Regulated .....	0	0	0	0	0	0.000	0	0.000
8(a) Awards .....	0	0	0	0	0	0.000	0	0.000
Brand Name For Resale .....	0	0	0	0	0	0.000	0	0.000
<b>Small Business Awards</b>								
Small Business No Preference .....	12	449	318	17,350	330	62.382	17,799	64.240
Total Set-Asides .....	0	0	1	17	1	0.189	17	0.061
Partial Set-Asides .....	0	0	0	0	0	0.000	0	0.000
8(a) Awards .....	0	0	42	3,478	42	7.940	3,478	12.553
Subtotal:	12	449	361	20,845	373	70.510	21,294	76.854
<b>Type of Contract</b>								
Fixed Price .....	47	2,117	482	25,590	529	100.000	27,707	100.000
Cost Reimbursement .....	0	0	0	0	0	0.000	0	0.000
Time & Material .....	0	0	0	0	0	0.000	0	0.000
Labor Hour .....	0	0	0	0	0	0.000	0	0.000
<b>Type of Contractor</b>								
Business Concerns .....	44	1,905	476	25,032	520	98.299	26,937	97.221
Educational & Non-Profit .....	3	212	6	558	9	1.701	770	2.779
State/Local Government .....	0	0	0	0	0	0.000	0	0.000
Non-defined .....	0	0	0	0	0	0.000	0	0.000
<b>Full and Open Competition (Post-CICA)</b>								
Normal Full & Open Competition .....	0	0	111	10,749	111	20.983	10,749	38.795
Architect Engineering .....	0	0	7	673	7	1.323	673	2.429
Basic Research .....	0	0	0	0	0	0.000	0	0.000
Multiple Award .....	0	0	48	1,296	48	9.074	1,296	4.678
Alternate Source .....	0	0	0	0	0	0.000	0	0.000
Small Business Set-Aside .....	0	0	1	17	1	0.189	17	0.061
LSA Set-Aside .....	0	0	0	0	0	0.000	0	0.000
LSA/Small Business Set-Aside .....	0	0	0	0	0	0.000	0	0.000
<b>Authority for Other Than Full and Open Competition (Post-CICA)</b>								
<b>Competitive</b>								
Only One Source .....	0	0	2	46	2	0.378	46	0.166
Follow-on Contracts .....	0	0	0	0	0	0.000	0	0.000
Other .....	0	0	0	0	0	0.000	0	0.000
Unusual & Compelling Urgency .....	0	0	0	0	0	0.000	0	0.000
Mobilization/Essential R&D .....	0	0	0	0	0	0.000	0	0.000
International Agreement .....	0	0	0	0	0	0.000	0	0.000
National Security .....	0	0	0	0	0	0.000	0	0.000
Public Interest .....	0	0	0	0	0	0.000	0	0.000
<b>Non-Competitive</b>								
Only One Source .....	0	0	14	954	14	2.647	954	3.443
Follow-on Contracts .....	0	0	4	534	4	0.756	534	1.927
Other .....	0	0	21	1,305	21	3.970	1,305	4.710
Unusual & Compelling Urgency .....	0	0	0	0	0	0.000	0	0.000
Mobilization/Essential R&D .....	0	0	0	0	0	0.000	0	0.000
International Agreement .....	0	0	0	0	0	0.000	0	0.000
National Security .....	0	0	0	0	0	0.000	0	0.000
Public Interest .....	0	0	0	0	0	0.000	0	0.000
Not Available for Competition .....	0	0	106	7,555	106	20.038	7,555	27.267
<b>Synopsis of Procurement Prior to Award</b>								
Synopsized Prior to Award .....	6	300	39	5,795	45	8.507	6,095	21.998
Not Synopsized due to Emergency .....	1	10	0	0	1	0.189	10	0.036
Not Synopsized for Other Reasons .....	40	1,807	443	19,795	483	91.304	21,602	77.966
Women Owned Business .....	0	0	15	420	15	2.836	420	1.516
Full and Open with Only One Bidder/Offorer .....	0	0	0	0	0	0.000	0	0.000

FEDERAL PROCUREMENT DATA SYSTEM

TENNESSEE VALLEY AUTHORITY SNAPSHOT REPORT

Actions Reported in Summary on SF281

Fiscal Year 1987 Through Fourth Quarter

Part I - Total Prime Acquisition Actions

Acquisition Method	Number of Actions	Net Dollar Amount (000)				
		Total	Small Business Concerns	Large Business Concerns	Educational & Non-Profit Institutions	Outside U.S./Outlying Areas
1. Total (2+7+8)	108,560	144,827				
2. Subtotal (3+4+5+6)	70,088	121,873	82,825	38,662	206	180
3. Formally Advertised (Including 2 Step)	5,655	12,159	8,306	3,806	0	47
4. Negotiated Competitive	54,666	97,114	70,523	26,359	137	95
5. Negotiated Non-Competitive	8,980	10,932	3,737	7,093	69	33
6. Procurement Under Another Agency's Contracts	787	1,668	259	1,404	0	5
6A. GSA Schedules	787	1,668	259	1,404	0	5
6B. Another Agency's Contracts	0	0	0	0	0	0
7. Directed Contracts For Foreign Governments	0	0				
8. Tariff Or Regulated Acquisitions	38,472	22,754				

Part II - Statistics on Selected Types of Acquisition

Type of Acquisition	Number of Actions	Net Dollar Amount (000)
9. Small Business Total Set-Asides	109,626	74,937
10. Small Business Partial Set-Asides	0	0
11. Total Labor Surplus Area Set-Asides	0	0
12. Total Labor Surplus Area/Small Business Set-Asides	0	0
13. Acquisitions From Minority and Disadvantaged Business Enterprises (13A + 13B)	2,203	2,427
13A. Directed to Large Or Small Minority Business Enterprises	2,199	2,422
13B. Small Business - Disadvantaged 8(A)	4	5
14. Women-Owned Business	1,938	2,357

TENNESSEE VALLEY AUTHORITY SNAPSHOT REPORT

Actions Reported Individually on SF279

Fiscal Year 1987 Through Fourth Quarter

	PRE-CICA		POST-CICA		PRE- & POST-CICA			
	Actions	Dollars (000)	Actions	Dollars (000)	Actions	Percents of Actions	Dollars (000)	Percentage of Dollars (000)
Total	320	85,987	2,025	1,956,543	2,345	100.000	2,042,530	100.000
<b>Subject To Statutory Requirements</b>								
Walsh Healy Act - Mfg	55	-64,546	727	929,008	782	33.348	864,462	42.323
Walsh Healy Act - Dealer	59	18,931	281	39,489	340	14.499	58,420	2.860
Service Contract Act	0	0	0	0	0	0.000	0	0.000
Davis Bacon Act	0	0	0	0	0	0.000	0	0.000
Not subject to Above 3 Acts	206	131,602	1,017	988,046	1,223	52.154	1,119,648	54.817
<b>Kind of Contract Action</b>								
Initial Letter Contract	0	0	0	0	0	0.000	0	0.000
Def. Cont. Superseding Letter Contract	0	0	0	0	0	0.000	0	0.000
New Definitive Contract	1	814	1,541	1,869,183	1,542	65.757	1,869,997	91.553
Order Under Agency's Contract	40	1,543	103	4,022	143	6.098	5,565	0.272
Modification	165	78,309	315	79,315	480	20.469	157,624	7.717
GSA Schedule	114	5,321	66	4,023	180	7.676	9,344	0.457
Order Under Other Agency's Contract	0	0	0	0	0	0.000	0	0.000
Termination for Default	0	0	0	0	0	0.000	0	0.000
Termination for Convenience	0	0	0	0	0	0.000	0	0.000
<b>Labor Surplus Area (LSA)</b>								
Total Set-Aside	0	0	0	0	0	0.000	0	0.000
Partial Set-Aside (DOD contracts)	0	0	0	0	0	0.000	0	0.000
Tie Bid Preference	0	0	1	28	1	0.043	28	0.001
Total LSA/Small Bus. Set-Aside	0	0	0	0	0	0.000	0	0.000
Comb. Sm. Bus. Partial LSA (DOD contracts)	0	0	0	0	0	0.000	0	0.000
Subtotal:	0	0	1	28	1	0.043	28	0.001
<b>LSA No Preference Given</b>	320	85,987	2,024	1,956,515	2,344	99.957	2,042,502	99.999
<b>Product or Service</b>								
Supplies & Equipment	200	-71,585	1,416	1,020,747	1,616	68.913	949,162	46.470
Research & Development	3	419	0	0	3	0.128	419	0.021
Construction	14	2,014	125	29,447	139	5.928	31,461	1.540
Architect Engineering	13	116,590	56	687,074	69	2.942	803,664	39.346
Automatic Data Processing Services	4	124	15	5,812	19	0.810	5,936	0.291
ADP Equipment, Purchase & Lease	52	11,685	116	93,082	168	7.164	104,767	5.129
Real Property, Purchase & Lease	17	21,905	16	2,592	33	1.407	24,497	1.199
Other Services	17	4,835	281	117,789	298	12.708	122,624	6.004



FEDERAL PROCUREMENT DATA SYSTEM  
**TENNESSEE VALLEY AUTHORITY SNAPSHOT REPORT**  
 Actions Reported Individually on SF279  
 Fiscal Year 1987 Through Fourth Quarter

	PRE-CICA		POST-CICA		PRE- & POST-CICA			
	Actions	Dollars (000)	Actions	Dollars (000)	Actions	Percentage of Actions	Dollars (000)	Percentage of Dollars (000)
<b>Methods of Contracting (Pre-CICA)</b>								
2-step Formal Advertising	0	0	0	0	0	0.000	0	0.000
Other Formal Advertising	76	-80,062	0	0	76	3.241	-80,062	-3.920
Negotiated Competitive	157	125,815	0	0	157	6.695	125,815	6.160
Negotiated Non-Competitive	86	51,918	0	0	86	3.667	51,918	2.542
Directed for Foreign Governments	0	0	0	0	0	0.000	0	0.000
Tariff or Regulated	0	0	0	0	0	0.000	0	0.000
8(a) Awards	1	-11,684	0	0	1	0.043	-11,684	-0.572
Brand Name For Resale	0	0	0	0	0	0.000	0	0.000
<b>Small Business Awards</b>								
Small Business No Preference	44	-113,068	983	765,412	1,027	43.795	652,344	31.938
Total Set-Asides	0	0	80	5,652	80	3.412	5,652	0.277
Partial Set-Asides	1	32	0	0	1	0.043	32	0.002
8(a) Awards	1	-11,684	0	0	1	0.043	-11,684	-0.572
Subtotal:	46	-124,720	1,063	771,064	1,109	47.292	646,344	31.644
<b>Type of Contract</b>								
Fixed Price	297	-35,975	1,827	1,165,519	2,124	90.576	1,129,544	55.301
Cost Reimbursement	3	249	29	258,321	32	1.365	258,570	12.659
Time & Material	0	0	0	0	0	0.000	0	0.000
Labor Hour	20	121,713	169	532,703	189	8.060	654,416	32.039
<b>Type of Contractor</b>								
Business Concerns	315	85,370	1,987	1,947,256	2,302	98.166	2,032,626	99.515
Educational & Non-Profit	1	48	2	82	3	0.128	130	0.006
State/Local Government	1	200	18	1,606	19	0.810	1,806	0.088
Non-defined	3	369	18	7,599	21	0.896	7,968	0.390
<b>Full and Open Competition (Post-CICA)</b>								
Normal Full & Open Competition	0	0	757	933,623	757	32.281	933,623	45.709
Architect Engineering	0	0	0	0	0	0.000	0	0.000
Basic Research	0	0	0	0	0	0.000	0	0.000
Multiple Award	0	0	62	3,788	62	2.644	3,788	0.185
Alternate Source	0	0	0	0	0	0.000	0	0.000
Small Business Set-Aside	0	0	80	5,652	80	3.412	5,652	0.277
LSA Set-Aside	0	0	0	0	0	0.000	0	0.000
LSA/Small Business Set-Aside	0	0	0	0	0	0.000	0	0.000
<b>Authority for Other Than Full and Open Competition (Post-CICA)</b>								
Competitive								
Only One Source	0	0	0	0	0	0.000	0	0.000
Follow-on Contracts	0	0	0	0	0	0.000	0	0.000
Other	0	0	0	0	0	0.000	0	0.000
Unusual & Compelling Urgency	0	0	0	0	0	0.000	0	0.000
Mobilization/Essential R&D	0	0	0	0	0	0.000	0	0.000
International Agreement	0	0	0	0	0	0.000	0	0.000
National Security	0	0	0	0	0	0.000	0	0.000
Public Interest	0	0	0	0	0	0.000	0	0.000
Non-Competitive								
Only One Source	0	0	0	0	0	0.000	0	0.000
Follow-on Contracts	0	0	0	0	0	0.000	0	0.000
Other	0	0	0	0	0	0.000	0	0.000
Unusual & Compelling Urgency	0	0	0	0	0	0.000	0	0.000
Mobilization/Essential R&D	0	0	0	0	0	0.000	0	0.000
International Agreement	0	0	0	0	0	0.000	0	0.000
National Security	0	0	0	0	0	0.000	0	0.000
Public Interest	0	0	0	0	0	0.000	0	0.000
Not Available for Competition	1	-11,684	1,064	1,012,535	1,065	45.416	1,000,851	49.001
<b>Synopsis of Procurement Prior to Award</b>								
Synopsized Prior to Award	21	91,652	1,003	1,120,630	1,024	43.667	1,212,282	59.352
Not Synopsized due to Emergency	7	407	336	60,368	343	14.627	60,775	2.975
Not Synopsized for Other Reasons	292	-6,072	686	775,545	978	41.706	769,473	37.673
Women Owned Business	3	2,575	38	5,981	41	1.748	8,556	0.419
Full and Open with Only One Bidder/Officer	0	0	7	803	7	0.299	803	0.039

FEDERAL PROCUREMENT DATA SYSTEM  
**U.S. INFORMATION AGENCY SNAPSHOT REPORT**

Actions Reported in Summary on SF281  
 Fiscal Year 1987 Through Fourth Quarter

**Part I - Total Prime Acquisition Actions**

Acquisition Method	Number of Actions	Net Dollar Amount (000)				
		Total	Small Business Concerns	Large Business Concerns	Educational & Non-Profit Institutions	Outside U.S./ Outlying Areas
1. Total (2+7+8)	28,892	29,339				
2. Subtotal (3+4+5+6)	28,892	29,339	19,955	8,969	336	79
3. Formally Advertised (Including 2 Step)	1,156	2,276	1,065	1,199	12	0
4. Negotiated Competitive	5,281	8,398	7,056	1,304	5	33
5. Negotiated Non-Competitive	18,773	12,570	9,807	2,405	312	46
6. Procurement Under Another Agency's Contracts	3,682	6,095	2,027	4,061	7	0
6A. GSA Schedules	3,323	5,362	1,997	3,363	2	0
6B. Another Agency's Contracts	359	733	30	698	5	0
7. Directed Contracts For Foreign Governments	0	0				0
8. Tariff Or Regulated Acquisitions	0	0				0

**Part II - Statistics on Selected Types of Acquisition**

Type of Acquisition	Number of Actions	Net Dollar Amount (000)
9. Small Business Total Set-Asides	0	0
10. Small Business Partial Set-Asides	0	0
11. Total Labor Surplus Area Set-Asides	0	0
12. Total Labor Surplus Area/Small Business Set-Asides	0	0
13. Acquisitions From Minority and Disadvantaged Business Enterprises (13A + 13B)	111	316
13A. Directed to Large Or Small Minority Business Enterprises	609	1,506
13B. Small Business - Disadvantaged 8(A)	591	1,478
14. Women-Owned Business	18	28
	369	560

**U.S. INFORMATION AGENCY SNAPSHOT REPORT**

Actions Reported Individually on SF279  
 Fiscal Year 1987 Through Fourth Quarter

	PRE-CICA		POST-CICA		PRE- & POST-CICA			
	Actions	Dollars (000)	Actions	Dollars (000)	Actions	Percents of Actions	Dollars (000)	Percentage of Dollars (000)
<b>Total</b>	<b>329</b>	<b>25,899</b>	<b>822</b>	<b>41,981</b>	<b>1,151</b>	<b>100.000</b>	<b>67,880</b>	<b>100.000</b>
<b>Subject To Statutory Requirements</b>								
Walsh Healy Act - Mfg	189	7,838	311	10,146	500	43.440	17,984	26.494
Walsh Healy Act - Dealer	48	5,068	161	8,532	209	18.158	13,600	20.035
Service Contract Act	28	1,107	86	4,249	114	9.904	5,356	7.890
Davis Bacon Act	8	118	13	2,616	21	1.825	2,734	4.028
Not subject to Above 3 Acts	56	11,768	251	16,438	307	26.672	28,206	41.553
<b>Kind of Contract Action</b>								
Initial Letter Contract	0	0	0	0	0	0.000	0	0.000
Def. Cont. Superseding Letter Contract	0	0	2	108	2	0.174	108	0.159
New Definitive Contract	0	0	323	18,800	323	28.063	18,800	27.696
Order Under Agency's Contract	69	7,599	138	6,699	207	17.984	14,298	21.064
Modification	28	6,535	110	9,701	138	11.990	16,238	23.919
GSA Schedule	193	8,620	245	6,537	438	38.054	15,157	22.329
Order Under Other Agency's Contract	37	3,020	2	103	39	3.388	3,123	4.601
Termination for Default	0	0	1	12	1	0.087	12	0.018
Termination for Convenience	2	125	1	21	3	0.261	146	0.215
<b>Labor Surplus Area (LSA)</b>								
Total Set-Aside	0	0	2	80	2	0.174	80	0.118
Partial Set-Aside (DOD contracts)	0	0	0	0	0	0.000	0	0.000
Tie Bid Preference	0	0	0	0	0	0.000	0	0.000
Total LSA/Small Bus. Set-Aside	0	0	13	229	13	1.129	229	0.337
Comb. Sm. Bus. Partial LSA (DOD contracts)	0	0	0	0	0	0.000	0	0.000
Subtotal:	0	0	15	309	15	1.303	309	0.455
<b>LSA No Preference Given</b>	<b>329</b>	<b>25,899</b>	<b>807</b>	<b>41,672</b>	<b>1,136</b>	<b>98.697</b>	<b>67,571</b>	<b>99.545</b>
<b>Product or Service</b>								
Supplies & Equipment	154	7,992	338	11,316	492	42.745	19,308	28.444
Research & Development	0	0	0	0	0	0.000	0	0.000
Construction	8	118	26	3,498	34	2.954	3,616	5.327
Architect Engineering	0	0	10	907	10	0.869	907	1.336
Automatic Data Processing Services	3	224	47	2,540	50	4.344	2,764	4.072
ADP Equipment, Purchase & Lease	62	2,393	133	4,195	195	16.942	6,588	9.705
Real Property, Purchase & Lease	0	0	7	1,349	7	0.608	1,349	1.987
Other Services	102	15,172	261	18,176	363	31.538	33,348	49.128

FEDERAL PROCUREMENT DATA SYSTEM  
**U.S. INFORMATION AGENCY SNAPSHOT REPORT**  
 Actions Reported Individually on SF279  
 Fiscal Year 1987 Through Fourth Quarter

	PRE-CICA		POST-CICA		PRE- & POST-CICA			
	Actions	Dollars (000)	Actions	Dollars (000)	Actions	Percentage of Actions	Dollars (000)	Percentage of Dollars (000)
<b>Methods of Contracting (Pre-CICA)</b>								
2-step Formal Advertising .....	32	923	0	0	32	2.780	923	1.360
Other Formal Advertising .....	1	25	0	0	1	0.087	25	0.037
Negotiated Competitive .....	257	16,590	0	0	257	22.328	16,590	24.440
Negotiated Non-Competitive .....	9	4,485	0	0	9	0.782	4,485	6.607
Directed for Foreign Governments .....	0	0	0	0	0	0.000	0	0.000
Tariff or Regulated .....	30	3,876	0	0	30	2.606	3,876	5.710
8(a) Awards .....	0	0	0	0	0	0.000	0	0.000
Brand Name For Resale .....	0	0	0	0	0	0.000	0	0.000
<b>Small Business Awards</b>								
Small Business No Preference .....	79	3,534	312	14,864	391	33.970	18,398	27.104
Total Set-Asides .....	9	204	38	1,308	47	4.083	1,512	2.227
Partial Set-Asides .....	1	12	0	0	1	0.087	12	0.018
8(a) Awards .....	0	0	29	2,238	29	2.520	2,238	3.297
Subtotal:	89	3,750	379	18,410	468	40.660	22,160	32.646
<b>Type of Contract</b>								
Fixed Price .....	328	25,674	806	36,980	1,134	98.523	62,654	92.301
Cost Reimbursement .....	1	225	6	4,578	7	0.608	4,803	7.076
Time & Material .....	0	0	0	0	0	0.000	0	0.000
Labor Hour .....	0	0	10	423	10	0.869	423	0.623
<b>Type of Contractor</b>								
Business Concerns .....	324	21,621	810	38,346	1,134	98.523	59,967	88.343
Educational & Non-Profit .....	0	0	7	253	7	0.608	253	0.373
State/Local Government .....	0	0	0	0	0	0.000	0	0.000
Non-defined .....	5	4,278	5	3,382	10	0.869	7,660	11.285
<b>Full and Open Competition (Post-CICA)</b>								
Normal Full & Open Competition .....	0	0	166	14,643	166	14.422	14,643	21.572
Architect Engineering .....	0	0	10	907	10	0.869	907	1.336
Basic Research .....	0	0	0	0	0	0.000	0	0.000
Multiple Award .....	0	0	222	5,915	222	19.288	5,915	8.714
Alternate Source .....	0	0	0	0	0	0.000	0	0.000
Small Business Set-Aside .....	0	0	28	1,168	28	2.433	1,168	1.721
LSA Set-Aside .....	0	0	2	80	2	0.174	80	0.118
LSA/Small Business Set-Aside .....	0	0	12	209	12	1.043	209	0.308
<b>Authority for Other Than Full and Open Competition (Post-CICA)</b>								
<b>Competitive</b>								
Only One Source .....	0	0	1	43	1	0.087	43	0.063
Follow-on Contracts .....	0	0	0	0	0	0.000	0	0.000
Other .....	0	0	0	0	0	0.000	0	0.000
Unusual & Compelling Urgency .....	0	0	4	292	4	0.348	292	0.430
Mobilization/Essential R&D .....	0	0	0	0	0	0.000	0	0.000
International Agreement .....	0	0	0	0	0	0.000	0	0.000
National Security .....	0	0	0	0	0	0.000	0	0.000
Public Interest .....	0	0	0	0	0	0.000	0	0.000
<b>Non-Competitive</b>								
Only One Source .....	0	0	122	7,969	122	10.599	7,969	11.740
Follow-on Contracts .....	0	0	1	3,485	1	0.087	3,485	5.134
Other .....	0	0	4	710	4	0.348	710	1.046
Unusual & Compelling Urgency .....	0	0	5	286	5	0.434	286	0.421
Mobilization/Essential R&D .....	0	0	0	0	0	0.000	0	0.000
International Agreement .....	0	0	0	0	0	0.000	0	0.000
National Security .....	0	0	0	0	0	0.000	0	0.000
Public Interest .....	0	0	0	0	0	0.000	0	0.000
Not Available for Competition .....	30	3,876	42	3,003	72	6.255	6,879	10.134
<b>Synopsis of Procurement Prior to Award</b>								
Synopsized Prior to Award .....	55	8,035	252	22,893	307	26.672	30,928	45.563
Not Synopsized due to Emergency .....	1	60	8	337	9	0.782	397	0.585
Not Synopsized for Other Reasons .....	273	17,804	562	18,751	835	72.546	36,555	53.852
Women Owned Business .....	1	12	21	997	22	1.911	1,009	1.486
Full and Open with Only One Bidder/Officer .....	0	0	26	2,567	26	2.259	2,567	3.782

**US ARMS CONTROL & DISARMAMENTS AGENCY SNAPSHOT REPORT**

Actions Reported in Summary on SF281

Fiscal Year 1987 Through Fourth Quarter

**Part I - Total Prime Acquisition Actions**

Acquisition Method	Number of Actions	Net Dollar Amount (000)				
		Total	Small Business Concerns	Large Business Concerns	Educational & Non-Profit Institutions	Outside U.S./Outlying Areas
1. Total (2+7+8) .....	176	381				
2. Subtotal (3+4+5+6) .....	176	381	155	221	5	0
3. Formally Advertised (Including 2 Step) .....	0	0	0	0	0	0
4. Negotiated Competitive .....	9	80	30	45	5	0
5. Negotiated Non-Competitive .....	142	253	118	135	0	0
6. Procurement Under Another Agency's Contracts .....	25	48	7	41	0	0
6A. GSA Schedules .....	25	48	7	41	0	0
6B. Another Agency's Contracts .....	0	0	0	0	0	0
7. Directed Contracts For Foreign Governments .....	0	0				
8. Tariff Or Regulated Acquisitions .....	0	0				

**Part II - Statistics on Selected Types of Acquisition**

Type of Acquisition	Number of Actions	Net Dollar Amount (000)
9. Small Business Total Set-Asides .....	0	0
10. Small Business Partial Set-Asides .....	0	0
11. Total Labor Surplus Area Set-Asides .....	0	0
12. Total Labor Surplus Area/Small Business Set-Asides .....	0	0
13. Acquisitions From Minority and Disadvantaged Business Enterprises (13A + 13B) .....	9	23
13A. Directed to Large Or Small Minority Business Enterprises .....	7	3
13B. Small Business - Disadvantaged 8(A) .....	2	20
14. Women-Owned Business .....	18	23

**US ARMS CONTROL & DISARMAMENTS AGENCY SNAPSHOT REPORT**

Actions Reported Individually on SF279

Fiscal Year 1987 Through Fourth Quarter

	PRE-CICA		POST-CICA		PRE- & POST-CICA			
	Actions	Dollars (000)	Actions	Dollars (000)	Actions	Percents of Actions	Dollars (000)	Percentage of Dollars (000)
<b>Total</b> .....	2	51	15	1,097	17	100.000	1,148	100.000
<b>Subject To Statutory Requirements</b>								
Walsh Healy Act - Mfg .....	2	51	1	23	3	17.647	74	6.446
Walsh Healy Act - Dealer .....	0	0	0	0	0	0.000	0	0.000
Service Contract Act .....	0	0	7	496	7	41.176	496	43.206
Davis Bacon Act .....	0	0	0	0	0	0.000	0	0.000
Not subject to Above 3 Acts .....	0	0	7	578	7	41.176	578	50.348
<b>Kind of Contract Action</b>								
Initial Letter Contract .....	0	0	1	90	1	5.882	90	7.840
Def. Cont. Superseding Letter Contract .....	0	0	1	291	1	5.882	291	25.348
New Definitive Contract .....	0	0	4	180	4	23.529	180	15.679
Order Under Agency's Contract .....	0	0	5	163	5	29.412	163	14.199
Modification .....	0	0	4	373	4	23.529	373	32.491
GSA Schedule .....	1	30	0	0	1	5.882	30	2.613
Order Under Other Agency's Contract .....	1	21	0	0	1	5.882	21	1.829
Termination for Default .....	0	0	0	0	0	0.000	0	0.000
Termination for Convenience .....	0	0	0	0	0	0.000	0	0.000
<b>Labor Surplus Area (LSA)</b>								
Total Set-Aside .....	0	0	0	0	0	0.000	0	0.000
Partial Set-Aside (DOD contracts) .....	0	0	0	0	0	0.000	0	0.000
Tie Bid Preference .....	0	0	0	0	0	0.000	0	0.000
Total LSA/Small Bus. Set-Aside .....	0	0	0	0	0	0.000	0	0.000
Comb. Sm. Bus. Partial LSA (DOD contracts) ..	0	0	0	0	0	0.000	0	0.000
Subtotal: .....	0	0	0	0	0	0.000	0	0.000
<b>LSA No Preference Given</b> .....	2	51	15	1,097	17	100.000	1,148	100.000
<b>Product or Service</b>								
Supplies & Equipment .....	1	30	0	0	1	5.882	30	2.613
Research & Development .....	0	0	0	0	0	0.000	0	0.000
Construction .....	0	0	0	0	0	0.000	0	0.000
Architect Engineering .....	0	0	0	0	0	0.000	0	0.000
Automatic Data Processing Services .....	0	0	7	496	7	41.176	496	43.206
ADP Equipment, Purchase & Lease .....	1	21	1	23	2	11.765	44	3.833
Real Property, Purchase & Lease .....	0	0	0	0	0	0.000	0	0.000
Other Services .....	0	0	7	578	7	41.176	578	50.348

FEDERAL PROCUREMENT DATA SYSTEM  
**US ARMS CONTROL & DISARMAMENTS AGENCY SNAPSHOT REPORT**  
 Actions Reported Individually on SF279  
 Fiscal Year 1987 Through Fourth Quarter

	PRE-CICA		POST-CICA		PRE- & POST-CICA			
	Actions	Dollars (000)	Actions	Dollars (000)	Actions	Percentage of Actions	Dollars (000)	Percentage of Dollars (000)
<b>Methods of Contracting (Pre-CICA)</b>								
2-step Formal Advertising .....	0	0	0	0	0	0.000	0	0.000
Other Formal Advertising .....	0	0	0	0	0	0.000	0	0.000
Negotiated Competitive .....	2	51	0	0	2	11.765	51	4.443
Negotiated Non-Competitive .....	0	0	0	0	0	0.000	0	0.000
Directed for Foreign Governments .....	0	0	0	0	0	0.000	0	0.000
Tariff or Regulated .....	0	0	0	0	0	0.000	0	0.000
8(a) Awards .....	0	0	0	0	0	0.000	0	0.000
Brand Name For Resale .....	0	0	0	0	0	0.000	0	0.000
<b>Small Business Awards</b>								
Small Business No Preference .....	1	30	1	20	2	11.765	50	4.355
Total Set-Asides .....	0	0	0	0	0	0.000	0	0.000
Partial Set-Asides .....	0	0	0	0	0	0.000	0	0.000
8(a) Awards .....	0	0	5	462	5	29.412	462	40.244
Subtotal:	1	30	6	482	7	41.176	512	44.599
<b>Type of Contract</b>								
Fixed Price .....	2	51	1	23	3	17.647	74	6.446
Cost Reimbursement .....	0	0	10	947	10	58.824	947	82.491
Time & Material .....	0	0	2	34	2	11.765	34	2.962
Labor Hour .....	0	0	2	93	2	11.765	93	8.101
<b>Type of Contractor</b>								
Business Concerns .....	2	51	13	1,013	15	88.235	1,064	92.683
Educational & Non-Profit .....	0	0	2	84	2	11.765	84	7.317
State/Local Government .....	0	0	0	0	0	0.000	0	0.000
Non-defined .....	0	0	0	0	0	0.000	0	0.000
<b>Full and Open Competition (Post-CICA)</b>								
Normal Full & Open Competition .....	0	0	5	163	5	29.412	163	14.199
Architect Engineering .....	0	0	0	0	0	0.000	0	0.000
Basic Research .....	0	0	0	0	0	0.000	0	0.000
Multiple Award .....	0	0	0	0	0	0.000	0	0.000
Alternate Source .....	0	0	0	0	0	0.000	0	0.000
Small Business Set-Aside .....	0	0	0	0	0	0.000	0	0.000
LSA Set-Aside .....	0	0	0	0	0	0.000	0	0.000
LSA/Small Business Set-Aside .....	0	0	0	0	0	0.000	0	0.000
<b>Authority for Other Than Full and Open Competition (Post-CICA)</b>								
<b>Competitive</b>								
Only One Source .....	0	0	0	0	0	0.000	0	0.000
Follow-on Contracts .....	0	0	0	0	0	0.000	0	0.000
Other .....	0	0	0	0	0	0.000	0	0.000
Unusual & Compelling Urgency .....	0	0	0	0	0	0.000	0	0.000
Mobilization/Essential R&D .....	0	0	0	0	0	0.000	0	0.000
International Agreement .....	0	0	0	0	0	0.000	0	0.000
National Security .....	0	0	0	0	0	0.000	0	0.000
Public Interest .....	0	0	0	0	0	0.000	0	0.000
<b>Non-Competitive</b>								
Only One Source .....	0	0	5	472	5	29.412	472	41.115
Follow-on Contracts .....	0	0	0	0	0	0.000	0	0.000
Other .....	0	0	0	0	0	0.000	0	0.000
Unusual & Compelling Urgency .....	0	0	0	0	0	0.000	0	0.000
Mobilization/Essential R&D .....	0	0	0	0	0	0.000	0	0.000
International Agreement .....	0	0	0	0	0	0.000	0	0.000
National Security .....	0	0	0	0	0	0.000	0	0.000
Public Interest .....	0	0	0	0	0	0.000	0	0.000
Not Available for Competition .....	0	0	5	462	5	29.412	462	40.244
<b>Synopsis of Procurement Prior to Award</b>								
Synopsized Prior to Award .....	0	0	4	391	4	23.529	391	34.059
Not Synopsized due to Emergency .....	0	0	0	0	0	0.000	0	0.000
Not Synopsized for Other Reasons .....	2	51	11	706	13	76.471	757	65.941
Women Owned Business .....	0	0	0	0	0	0.000	0	0.000
Full and Open with Only One Bidder/Offeror .....	0	0	1	39	1	5.882	39	3.397

FEDERAL PROCUREMENT DATA SYSTEM  
**VETERANS ADMINISTRATION SNAPSHOT REPORT**

Actions Reported in Summary on SF281

Fiscal Year 1987 Through Fourth Quarter

**Part I - Total Prime Acquisition Actions**

Acquisition Method	Number of Actions	Net Dollar Amount (000)				
		Total	Small Business Concerns	Large Business Concerns	Educational & Non-Profit Institutions	Outside U.S./ Outlying Areas
1. Total (2+7+8) .....	2,087,199	1,224,227				
2. Subtotal (3+4+5+6) .....	2,084,774	1,219,061	479,925	722,636	16,332	168
3. Formally Advertised (Including 2 Step) .....	9,441	14,422	9,158	5,160	100	4
4. Negotiated Competitive .....	462,361	453,810	147,327	305,082	1,358	43
5. Negotiated Non-Competitive .....	1,406,335	558,135	273,848	270,756	13,421	110
6. Procurement Under Another Agency's Contracts .....	206,637	192,694	49,592	141,638	1,453	11
6A. GSA Schedules .....	199,930	183,200	45,710	137,233	253	4
6B. Another Agency's Contracts .....	6,707	9,494	3,882	4,405	1,200	7
7. Directed Contracts For Foreign Governments .....	13	12				
8. Tariff Or Regulated Acquisitions .....	2,412	5,154				

**Part II - Statistics on Selected Types of Acquisition**

Type of Acquisition	Number of Actions	Net Dollar Amount (000)
9. Small Business Total Set-Asides .....	332,096	150,994
10. Small Business Partial Set-Asides .....	256	333
11. Total Labor Surplus Area Set-Asides .....	67,008	42,938
12. Total Labor Surplus Area/Small Business Set-Asides .....	111,792	48,444
13. Acquisitions From Minority and Disadvantaged Business Enterprises (13A + 13B) .....	27,275	11,406
13A. Directed to Large Or Small Minority Business Enterprises .....	26,843	10,832
13B. Small Business - Disadvantaged 8(A) .....	432	574
14. Women-Owned Business .....	31,193	13,955

**VETERANS ADMINISTRATION SNAPSHOT REPORT**

Actions Reported Individually on SF279

Fiscal Year 1987 Through Fourth Quarter

	PRE-CICA		POST-CICA		PRE- & POST-CICA			
	Actions	Dollars (000)	Actions	Dollars (000)	Actions	Percents of Actions	Dollars (000)	Percentage of Dollars (000)
Total .....	7,580	253,079	36,811	1,721,215	44,391	100.000	1,974,294	100.000
<b>Subject To Statutory Requirements</b>								
Walsh Healy Act - Mfg .....	4,498	162,922	8,542	420,125	13,040	29.375	583,047	29.532
Walsh Healy Act - Dealer .....	107	2,865	1,791	44,734	1,898	4.276	47,599	2.411
Service Contract Act .....	637	11,810	18,246	270,029	18,883	42.538	281,839	14.275
Davis Bacon Act .....	1,324	11,744	2,442	714,858	3,766	8.484	726,602	36.803
Not subject to Above 3 Acts .....	1,014	63,738	5,790	271,469	6,804	15.327	335,207	16.979
<b>Kind of Contract Action</b>								
Initial Letter Contract .....	0	0	75	4,168	75	0.169	4,168	0.211
Def. Cont. Superseding Letter Contract .....	0	0	51	4,763	51	0.115	4,763	0.241
New Definitive Contract .....	217	17,619	8,124	1,071,105	8,341	18.790	1,088,724	55.145
Order Under Agency's Contract .....	2,968	71,632	25,829	600,594	28,797	64.871	672,226	34.049
Modification .....	1,648	26,892	1,649	9,844	3,297	7.427	36,736	1.861
GSA Schedule .....	1,676	69,397	1,053	30,014	2,729	6.148	99,411	5.035
Order Under Other Agency's Contract .....	1,069	67,555	26	812	1,095	2.467	68,367	3.463
Termination for Default .....	0	0	0	0	0	0.000	0	0.000
Termination for Convenience .....	2	-16	4	-85	6	0.014	-101	-0.005
<b>Labor Surplus Area (LSA)</b>								
Total Set-Aside .....	228	1,854	319	3,947	547	1.232	5,601	0.284
Partial Set-Aside (DOD contracts) .....	1	14	10	78	11	0.025	92	0.005
Tie Bid Preference .....	0	0	2	52	2	0.005	52	0.003
Total LSA/Small Bus. Set-Aside .....	51	935	1,001	58,083	1,052	2.370	59,018	2.989
Comb.Sm. Bus. Partial LSA (DOD contracts) .....	0	0	0	0	0	0.000	0	0.000
Subtotal: .....	280	2,603	1,332	62,160	1,612	3.631	64,763	3.280
<b>LSA No Preference Given</b> .....	7,300	250,476	35,479	1,659,055	42,779	96.369	1,909,531	96.720
<b>Product or Service</b>								
Supplies & Equipment .....	4,392	150,224	11,020	474,263	15,412	34.719	624,487	31.631
Research & Development .....	3	40	62	5,787	65	0.146	5,827	0.295
Construction .....	1,324	11,744	2,428	712,982	3,752	8.452	724,726	36.708
Architect Engineering .....	257	4,646	604	44,387	861	1.940	49,033	2.484
Automatic Data Processing Services .....	16	505	53	2,896	69	0.155	3,401	0.172
ADP Equipment, Purchase & Lease .....	282	28,069	426	13,292	708	1.595	41,361	2.095
Real Property, Purchase & Lease .....	75	1,070	110	1,700	185	0.417	2,770	0.140
Other Services .....	1,231	56,781	22,108	465,908	23,339	52.576	522,689	26.475

FEDERAL PROCUREMENT DATA SYSTEM  
**VETERANS ADMINISTRATION SNAPSHOT REPORT**  
**Actions Reported Individually on SF279**  
**Fiscal Year 1987 Through Fourth Quarter**

	PRE-CICA		POST-CICA		PRE- & POST-CICA			
	Actions	Dollars (000)	Actions	Dollars (000)	Actions	Percentage of Actions	Dollars (000)	Percentage of Dollars (000)
<b>Methods of Contracting (Pre-CICA)</b>								
2-step Formal Advertising	15	934	0	0	15	0.034	934	0.047
Other Formal Advertising	1,990	75,761	0	0	1,990	4.483	75,761	3.837
Negotiated Competitive	2,669	95,298	0	0	2,669	6.012	95,298	4.827
Negotiated Non-Competitive	2,374	44,734	0	0	2,374	5.348	44,734	2.266
Directed for Foreign Governments	0	0	0	0	0	0.000	0	0.000
Tariff or Regulated	399	34,214	0	0	399	0.899	34,214	1.733
8(a) Awards	133	2,138	0	0	133	0.300	2,138	0.108
Brand Name For Resale	0	0	0	0	0	0.000	0	0.000
<b>Small Business Awards</b>								
Small Business No Preference	1,526	31,205	13,021	262,779	14,547	32.770	293,984	14.891
Total Set-Asides	315	5,329	4,240	248,036	4,555	10.261	253,365	12.833
Partial Set-Asides	5	7,880	0	0	5	0.011	7,880	0.399
8(a) Awards	133	2,138	522	96,002	655	1.476	98,140	4.971
Subtotal:	1,979	46,552	17,783	606,817	19,762	44.518	653,369	33.094
<b>Type of Contract</b>								
Fixed Price	7,573	251,152	36,670	1,705,631	44,243	99.667	1,956,783	99.113
Cost Reimbursement	7	1,927	115	15,303	122	0.275	17,230	0.873
Time & Material	0	0	7	172	7	0.016	172	0.009
Labor Hour	0	0	19	109	19	0.043	109	0.006
<b>Type of Contractor</b>								
Business Concerns	7,457	244,161	34,516	1,635,568	41,973	94.553	1,879,729	95.210
Educational & Non-Profit	29	2,252	1,303	37,679	1,332	3.001	39,931	2.023
State/Local Government	94	6,666	989	47,915	1,083	2.440	54,581	2.765
Non-defined	0	0	3	53	3	0.007	53	0.003
<b>Full and Open Competition (Post-CICA)</b>								
Normal Full & Open Competition	0	0	7,872	809,899	7,872	17.733	809,899	41.022
Architect Engineering	0	0	415	39,530	415	0.935	39,530	2.002
Basic Research	0	0	8	341	8	0.018	341	0.017
Multiple Award	0	0	2,934	83,084	2,934	6.609	83,084	4.208
Alternate Source	0	0	0	0	0	0.000	0	0.000
Small Business Set-Aside	0	0	3,239	189,953	3,239	7.297	189,953	9.621
LSA Set-Aside	0	0	319	3,947	319	0.719	3,947	0.200
LSA/Small Business Set-Aside	0	0	1,001	58,083	1,001	2.255	58,083	2.942
<b>Authority for Other Than Full and Open Competition (Post-CICA)</b>								
<b>Competitive</b>								
Only One Source	0	0	6	182	6	0.014	182	0.009
Follow-on Contracts	0	0	5	47	5	0.011	47	0.002
Other	0	0	4	84	4	0.009	84	0.004
Unusual & Compelling Urgency	0	0	26	1,113	26	0.059	1,113	0.056
Mobilization/Essential R&D	0	0	0	0	0	0.000	0	0.000
International Agreement	0	0	0	0	0	0.000	0	0.000
National Security	0	0	0	0	0	0.000	0	0.000
Public Interest	0	0	0	0	0	0.000	0	0.000
<b>Non-Competitive</b>								
Only One Source	0	0	1,341	43,006	1,341	3.021	43,006	2.178
Follow-on Contracts	0	0	41	768	41	0.092	768	0.039
Other	0	0	874	25,762	874	1.969	25,762	1.305
Unusual & Compelling Urgency	0	0	142	4,699	142	0.320	4,699	0.238
Mobilization/Essential R&D	0	0	6	680	6	0.014	680	0.034
International Agreement	0	0	0	0	0	0.000	0	0.000
National Security	0	0	2	17	2	0.005	17	0.001
Public Interest	0	0	17	337	17	0.038	337	0.017
Not Available for Competition	532	36,352	17,898	452,484	18,430	41.517	488,836	24.760
<b>Synopsis of Procurement Prior to Award</b>								
Synopsized Prior to Award	526	14,078	6,091	854,187	6,617	14.906	868,265	43.979
Not Synopsized due to Emergency	21	580	350	8,884	371	0.836	9,464	0.479
Not Synopsized for Other Reasons	7,033	238,421	30,370	858,144	37,403	84.258	1,096,565	55.542
Women Owned Business	39	818	895	27,848	934	2.104	28,666	1.452
Full and Open with Only One Bidder/Offeree	0	0	2,401	160,238	2,401	5.409	160,238	8.116