

# State Injury Profile for New Mexico



## The CDC State Injury Profiles

Gathering and sharing reliable data about the broad range of public health problems is among the many ways the Centers for Disease Control and Prevention protect the safety and health of Americans.

Policy makers and health care workers need access to the best, most current data available so they can make informed decisions about where to allocate limited resources to prevent diseases and injuries. Yet, many people find statistics difficult to understand and interpret. This State Injury Profile offers an easier way to look at statistics. Through maps and graphs, the Profile clearly shows how this state compares with others in the nation and what injury problems are most pressing.

CDC's National Center for Injury Prevention and Control gathers data about a broad range of intentional and unintentional injuries or what many people call 'violence' and 'accidents.' Injuries affect everyone. Injury is the leading cause of death for all Americans ages one to 34, and injury remains one of the leading causes of death, no matter how long someone may live.

Maps and graphs in this State Injury Profile show this state's death rates from in falls, poisoning, drowning, suffocation, fires and burns, suicide, homicide, traumatic brain injury and injuries related to firearms. The graphics show how this state compares with others and with mortality rates in the United States as a whole. You will also find a table showing the Ten Leading Causes of Death for the United States and for this state. **New this year** is a county-by-county map showing locations with higher death rates for each type of injury.

In addition to injury data, you'll also find a list of all CDC-funded injury prevention and research programs in this state for 2001.

---

**DEPARTMENT OF HEALTH AND HUMAN SERVICES**

Centers for Disease Control and Prevention  
National Center for Injury Prevention and Control

## **To learn more**

After you page through the State Injury Profile, if you want to know more, CDC has made it easy for you to find additional information about any injury and public health. Simply visit [www.cdc.gov/ncipc](http://www.cdc.gov/ncipc). Or call the CDC National Center for Injury Prevention and Control, Office of Planning, Evaluation and Legislation at 1-770-488-4936.

These other resources offered or funded by the CDC may also interest you:

### **General information about injury in America**

Customized data reports, [www.cdc.gov/ncipc/wisqars](http://www.cdc.gov/ncipc/wisqars)

Consumer facts and tip sheets, [www.cdc.gov/ncipc/safeusa](http://www.cdc.gov/ncipc/safeusa) or call the SafeUSA hotline toll free at 1-800-252-7751.

### **Intentional Injury**

National Resource Center on Domestic Violence, 1-800-537-2238

National Sexual Violence Resource Center, [www.nsvrc.org](http://www.nsvrc.org), or call 1-877-739-3895

National Violence Against Women Prevention Research Center, [www.violenceagainstwomen.org](http://www.violenceagainstwomen.org), or call 1-843-792-2945

National Youth Violence Prevention Resource Center, [www.safeyouth.org](http://www.safeyouth.org), or call 1-866-SAFEYOUTH (723-3968)

Violence Against Women Electronic Network (VAWnet), [www.vawnet.org](http://www.vawnet.org), or call 1-800-537-2238

### **Unintentional Injury**

National Program for Playground Safety, [www.uni.edu/playground](http://www.uni.edu/playground), or call 1-800-554-PLAY (7529)

National Resource Center on Aging and Injury, [www.nrcai.org](http://www.nrcai.org) or call 1-619-594-0986

# **State Injury Profile for New Mexico 1989-1998**

---

SAFER·HEALTHIER·PEOPLE™

# United States

## 10 Leading Causes of Deaths by Age Group: 1996-1998

| Rank | Age Groups                          |                                 |                                    |                                    |                                    |                                  |                                  |                                      |                                       |  | Total                                  |
|------|-------------------------------------|---------------------------------|------------------------------------|------------------------------------|------------------------------------|----------------------------------|----------------------------------|--------------------------------------|---------------------------------------|--|--|
|      | <1                                  | 1-4                             | 5-9                                | 10-14                              | 15-24                              | 25-34                            | 35-44                            | 45-54                                | 55-64                                 | 65+                                    |  |
| 1    | Congenital Anomalies<br>18,771      | Unintentional Injuries<br>6,087 | Unintentional Injuries<br>4,666    | Unintentional Injuries<br>5,392    | Unintentional Injuries<br>40,525   | Unintentional Injuries<br>37,468 | Malignant Neoplasms<br>51,170    | Malignant Neoplasms<br>135,803       | Malignant Neoplasms<br>260,166        | Heart Disease<br>1,824,785             | Heart Disease<br>2,185,194             |
| 2    | Short Gestation<br>11,928           | Congenital Anomalies<br>1,791   | Malignant Neoplasms<br>1,557       | Malignant Neoplasms<br>1,514       | Homicide<br>18,200                 | Suicide<br>16,898                | Unintentional Injuries<br>43,925 | Heart Disease<br>105,367             | Heart Disease<br>198,361              | Malignant Neoplasms<br>1,150,087       | Malignant Neoplasms<br>1,620,642       |
| 3    | SIDS<br>8,863                       | Malignant Neoplasms<br>1,227    | Congenital Anomalies<br>662        | Suicide<br>918                     | Suicide<br>12,679                  | Homicide<br>15,068               | Heart Disease<br>40,037          | Unintentional Injuries<br>31,208     | Bronchitis Emphysema<br>Asthma 30,317 | Cerebro-vascular<br>419,998            | Cerebro-vascular<br>478,181            |
| 4    | Respiratory Distress Synd.<br>3,958 | Homicide<br>1,194               | Homicide<br>523                    | Homicide<br>908                    | Malignant Neoplasms<br>4,976       | HIV<br>14,953                    | HIV<br>26,456                    | Cerebro-vascular<br>17,196           | Cerebro-vascular<br>29,005            | Bronchitis Emphysema<br>Asthma 283,777 | Bronchitis Emphysema<br>Asthma 327,640 |
| 5    | Maternal Complications<br>3,836     | Heart Disease<br>643            | Heart Disease<br>413               | Congenital Anomalies<br>613        | Heart Disease<br>3,124             | Malignant Neoplasms<br>13,837    | Suicide<br>20,308                | Liver Disease<br>16,797              | Diabetes<br>25,504                    | Pneumonia & Influenza<br>235,529       | Unintentional Injuries<br>288,427      |
| 6    | Placenta Cord Membranes<br>2,870    | Pneumonia & Influenza<br>494    | Pneumonia & Influenza<br>218       | Heart Disease<br>560               | Congenital Anomalies<br>1,252      | Heart Disease<br>9,843           | Homicide<br>11,138               | Suicide<br>14,916                    | Unintentional Injuries<br>21,316      | Diabetes<br>142,639                    | Pneumonia & Influenza<br>262,047       |
| 7    | Perinatal Infections<br>2,348       | Septicemia<br>245               | HIV<br>194                         | Bronchitis Emphysema<br>Asthma 287 | HIV<br>883                         | Cerebro-vascular<br>2,068        | Liver Disease<br>10,518          | Diabetes<br>12,979                   | Liver Disease<br>15,844               | Unintentional Injuries<br>95,191       | Diabetes<br>189,154                    |
| 8    | Unintentional Injuries<br>2,323     | HIV<br>233                      | Bronchitis Emphysema<br>Asthma 159 | Pneumonia & Influenza<br>180       | Bronchitis Emphysema<br>Asthma 677 | Diabetes<br>1,903                | Cerebro-vascular<br>8,159        | HIV<br>12,892                        | Pneumonia & Influenza<br>11,228       | Alzheimer's Disease<br>65,647          | Suicide<br>92,013                      |
| 9    | Pneumonia & Influenza<br>1,358      | Perinatal Period<br>210         | Benign Neoplasms<br>134            | Cerebro-vascular<br>140            | Pneumonia & Influenza<br>638       | Pneumonia & Influenza<br>1,633   | Diabetes<br>5,622                | Bronchitis Emphysema<br>Asthma 8,467 | Suicide<br>8,834                      | Nephritis<br>65,296                    | Nephritis<br>75,817                    |
| 10   | Intrauterine Hypoxia<br>1,341       | Benign Neoplasms<br>188         | Cerebro-vascular<br>102            | HIV<br>139                         | Cerebro-vascular<br>533            | Liver Disease<br>1,592           | Pneumonia & Influenza<br>4,255   | Pneumonia & Influenza<br>6,493       | Septicemia<br>5,704                   | Septicemia<br>54,428                   | Liver Disease<br>75,414                |

### United States Total Number of Injury Deaths

| Cause                    | Deaths         | Percent       |
|--------------------------|----------------|---------------|
| Unintentional Injury     | 288,427        | 65.6%         |
| Intentional              | 151,102        | 34.4%         |
| <b>Total (1996-1998)</b> | <b>439,529</b> | <b>100.0%</b> |

Average Number of Injury Deaths per Year  
In the United States = **146,510**

# New Mexico

## 10 Leading Causes of Deaths by Age Group: 1996-1998

| Rank | Age Groups                       |                              |                              |                                  |                               |                               |                               |                                   |                                    |                                      | Total                                |
|------|----------------------------------|------------------------------|------------------------------|----------------------------------|-------------------------------|-------------------------------|-------------------------------|-----------------------------------|------------------------------------|--------------------------------------|--------------------------------------|
|      | <1                               | 1-4                          | 5-9                          | 10-14                            | 15-24                         | 25-34                         | 35-44                         | 45-54                             | 55-64                              | 65+                                  |                                      |
| 1    | Congenital Anomalies<br>131      | Unintentional Injuries<br>64 | Unintentional Injuries<br>39 | Unintentional Injuries<br>51     | Unintentional Injuries<br>425 | Unintentional Injuries<br>466 | Unintentional Injuries<br>568 | Malignant Neoplasms<br>650        | Malignant Neoplasms<br>1,333       | Heart Disease<br>8,048               | Heart Disease<br>9,690               |
| 2    | Short Gestation<br>75            | Congenital Anomalies<br>23   | Malignant Neoplasms<br>8     | Malignant Neoplasms<br>15        | Homicide<br>163               | Suicide<br>154                | Malignant Neoplasms<br>243    | Heart Disease<br>455              | Heart Disease<br>945               | Malignant Neoplasms<br>5,854         | Malignant Neoplasms<br>8,247         |
| 3    | SIDS<br>62                       | Homicide<br>12               | Homicide<br>5                | Suicide<br>15                    | Suicide<br>155                | Homicide<br>119               | Suicide<br>221                | Unintentional Injuries<br>354     | Unintentional Injuries<br>211      | Cerebro-vascular<br>2,003            | Unintentional Injuries<br>2,956      |
| 4    | Placenta Cord Membranes<br>26    | Malignant Neoplasms<br>8     | Congenital Anomalies<br>4    | Homicide<br>9                    | Malignant Neoplasms<br>46     | Malignant Neoplasms<br>89     | Heart Disease<br>166          | Liver Disease<br>193              | Bronchitis Emphysema<br>Asthma 201 | Bronchitis Emphysema<br>Asthma 1,884 | Cerebro-vascular<br>2,279            |
| 5    | Unintentional Injuries<br>22     | Pneumonia & Influenza<br>7   | Meningitis<br>1              | Heart Disease<br>5               | Heart Disease<br>20           | HIV<br>50                     | Liver Disease<br>129          | Suicide<br>154                    | Liver Disease<br>192               | Pneumonia & Influenza<br>1,172       | Bronchitis Emphysema<br>Asthma 2,156 |
| 6    | Respiratory Distress Synd.<br>21 | Septicemia<br>3              | Pneumonia & Influenza<br>1   | Bronchitis Emphysema<br>Asthma 3 | Congenital Anomalies<br>12    | Heart Disease<br>34           | Homicide<br>100               | Diabetes<br>86                    | Diabetes<br>191                    | Diabetes<br>932                      | Pneumonia & Influenza<br>1,328       |
| 7    | Maternal Complications<br>16     | Cerebro-vascular<br>2        | Viral Hepatitis<br>1         | Congenital Anomalies<br>3        | Cerebro-vascular<br>5         | Liver Disease<br>29           | HIV<br>82                     | Cerebro-vascular<br>80            | Cerebro-vascular<br>141            | Unintentional Injuries<br>748        | Diabetes<br>1,253                    |
| 8    | Pneumonia & Influenza<br>12      | Heart Disease<br>2           |                              | Anemias<br>2                     | Benign Neoplasms<br>4         | Pneumonia & Influenza<br>15   | Cerebro-vascular<br>41        | Homicide<br>54                    | Suicide<br>86                      | Alzheimer's Disease<br>344           | Suicide<br>915                       |
| 9    | Intrauterine Hypoxia<br>9        | Perinatal Period<br>2        |                              | Appendicitis<br>2                | Diabetes<br>2                 | Diabetes<br>10                | Diabetes<br>31                | Pneumonia & Influenza<br>45       | Pneumonia & Influenza<br>50        | Nephritis<br>310                     | Liver Disease<br>774                 |
| 10   | Meningitis<br>7                  | 6 Tied                       |                              | Meningitis<br>2                  | Liver Disease<br>2            | Congenital Anomalies<br>9     | Pneumonia & Influenza<br>24   | Bronchitis Emphysema<br>Asthma 40 | Nephritis<br>29                    | Atherosclerosis<br>262               | Homicide<br>519                      |

### New Mexico Total Number of Injury Deaths

| <u>Cause</u>             | <u>Deaths</u> | <u>Percent</u> |
|--------------------------|---------------|----------------|
| Unintentional Injury     | 2,956         | 67.3%          |
| Intentional Injury       | 1,434         | 32.7%          |
| <b>Total (1996-1998)</b> | <b>4,390</b>  | <b>100.0%</b>  |

Average Number of Injury Deaths per Year  
In New Mexico = **1,463**

# 1996-1998 Leading Causes of Death

## Unintentional Injury

### United States Unintentional Injury

| <u>Cause</u> | <u>Deaths</u>  | <u>Percent</u> |
|--------------|----------------|----------------|
| MV Traffic   | 127,053        | 44.1%          |
| Fall         | 35,745         | 12.4%          |
| Poisoning    | 30,474         | 10.6%          |
| Suffocation  | 13,325         | 4.6%           |
| Drowning     | 12,416         | 4.3%           |
| Fire/Burn    | 10,809         | 3.7%           |
| Other Causes | <u>58,605</u>  | <u>20.3%</u>   |
|              | <b>288,427</b> | <b>100.0%</b>  |

### New Mexico Only Unintentional Injury

| <u>Cause</u> | <u>Deaths</u> | <u>Percent</u> |
|--------------|---------------|----------------|
| MV Traffic   | 1,227         | 41.5%          |
| Poisoning    | 591           | 20.0%          |
| Fall         | 382           | 12.9%          |
| Suffocation  | 90            | 3.0%           |
| Drowning     | 80            | 2.7%           |
| Other Causes | <u>586</u>    | <u>19.8%</u>   |
|              | <b>2,956</b>  | <b>99.9%</b>   |

## Intentional Injury

### United States Suicide

| <u>Cause</u> | <u>Deaths</u> | <u>Percent</u> |
|--------------|---------------|----------------|
| Firearm      | 53,156        | 57.8%          |
| Suffocation  | 16,469        | 17.9%          |
| Poisoning    | 15,280        | 16.6%          |
| Other Causes | <u>7,108</u>  | <u>7.7%</u>    |
|              | <b>92,013</b> | <b>100.0%</b>  |

### New Mexico Only Suicide

| <u>Cause</u> | <u>Deaths</u> | <u>Percent</u> |
|--------------|---------------|----------------|
| Firearm      | 546           | 59.7%          |
| Poisoning    | 168           | 18.4%          |
| Suffocation  | 160           | 17.5%          |
| Other Causes | <u>41</u>     | <u>4.5%</u>    |
|              | <b>915</b>    | <b>100.1%</b>  |

### United States Homicide and Legal Intervention

| <u>Cause</u> | <u>Deaths</u> | <u>Percent</u> |
|--------------|---------------|----------------|
| Firearm      | 39,951        | 67.6%          |
| Cut/Pierce   | 6,955         | 11.8%          |
| Suffocation  | 2,147         | 3.6%           |
| Other Causes | <u>10,036</u> | <u>17.0%</u>   |
|              | <b>59,089</b> | <b>100.0%</b>  |

### New Mexico Only Homicide and Legal Intervention

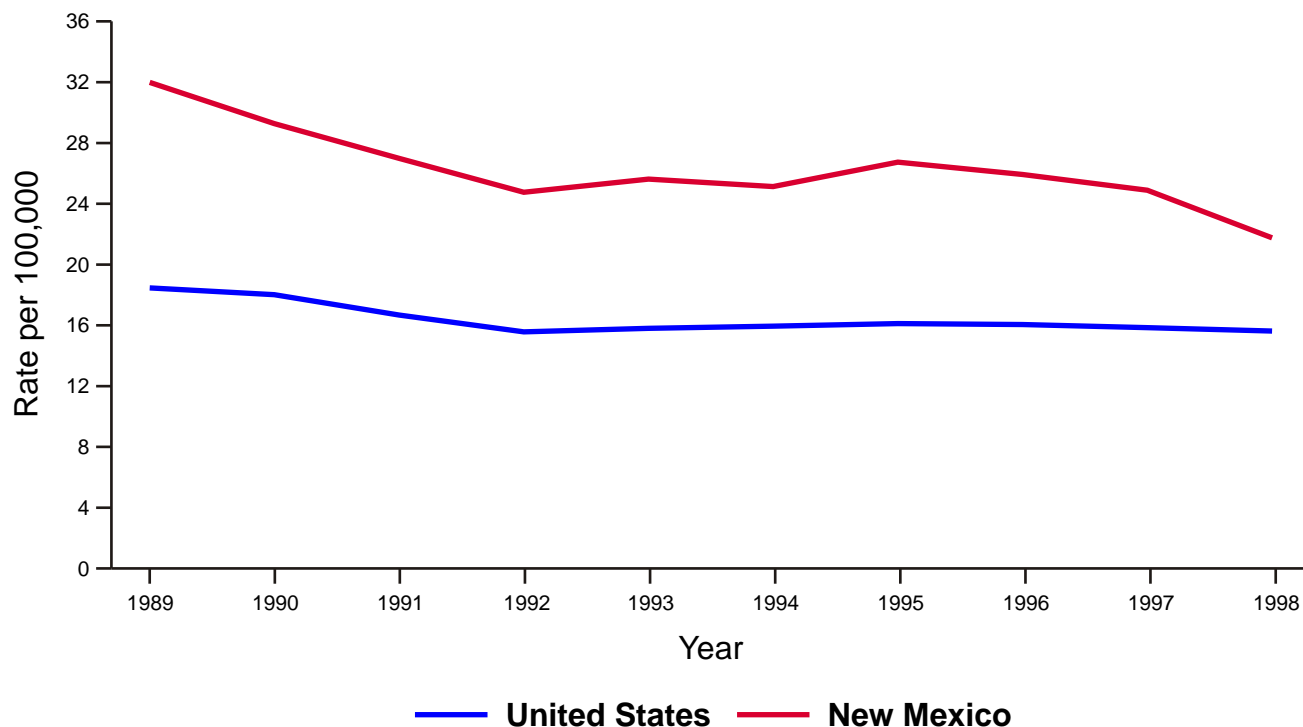
| <u>Cause</u> | <u>Deaths</u> | <u>Percent</u> |
|--------------|---------------|----------------|
| Firearm      | 314           | 60.5%          |
| Cut/Pierce   | 101           | 19.5%          |
| Suffocation  | 18            | 3.5%           |
| Other Causes | <u>86</u>     | <u>16.6%</u>   |
|              | <b>519</b>    | <b>100.1%</b>  |



# Unintentional Motor Vehicle, Traffic-Related Death Rates United States, 1996-1998



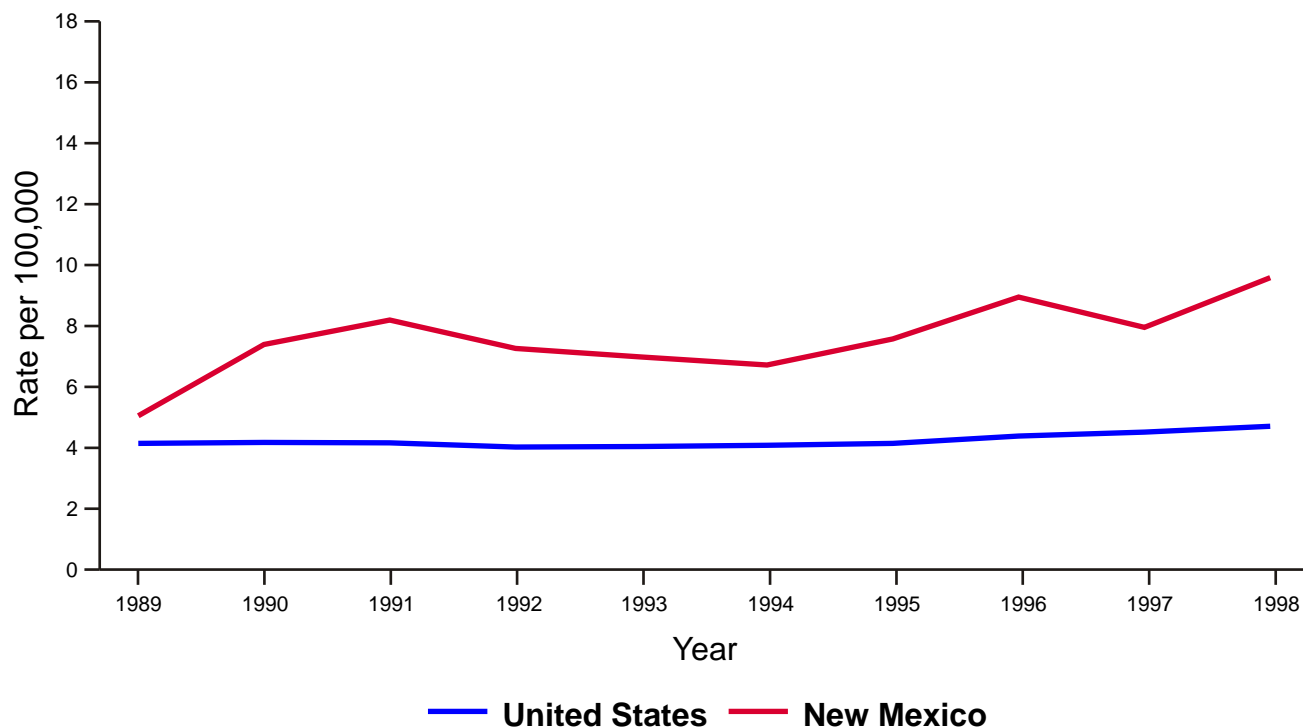
## United States and New Mexico 1989-1998



## Unintentional Fall Death Rates United States, 1996-1998



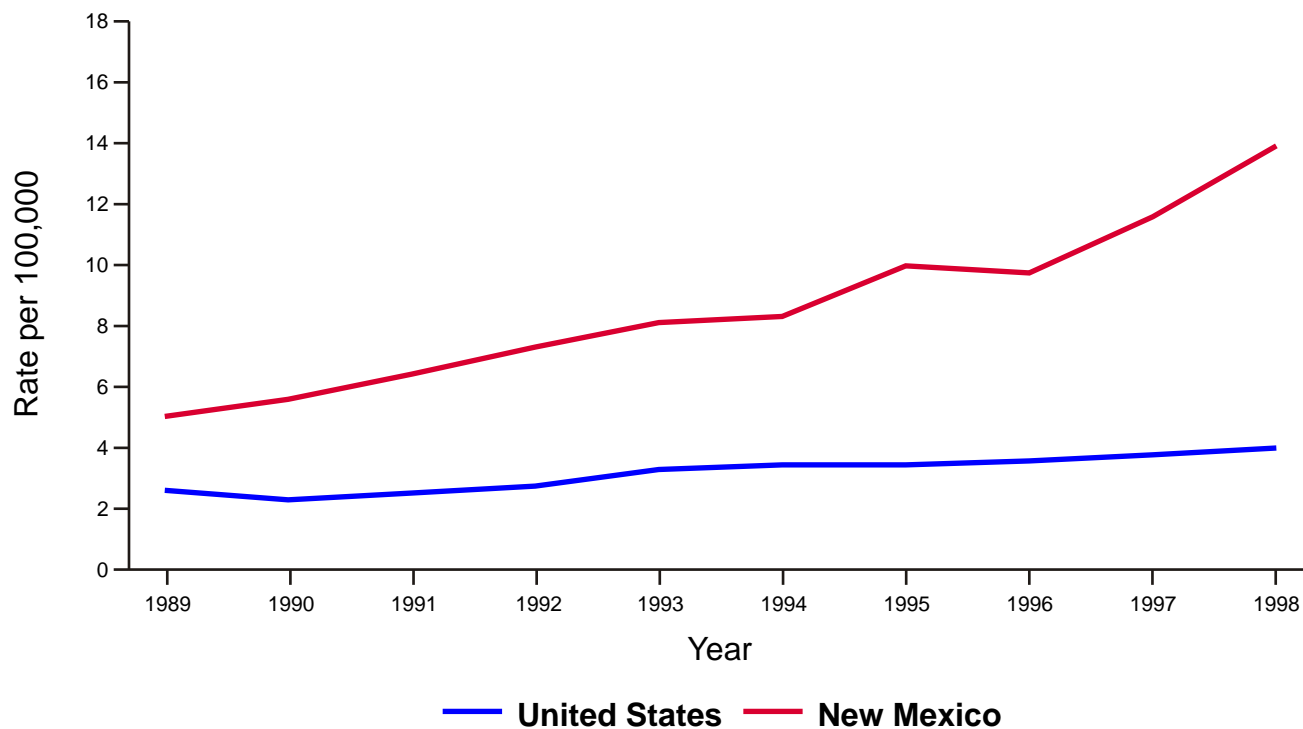
## United States and New Mexico 1989-1998



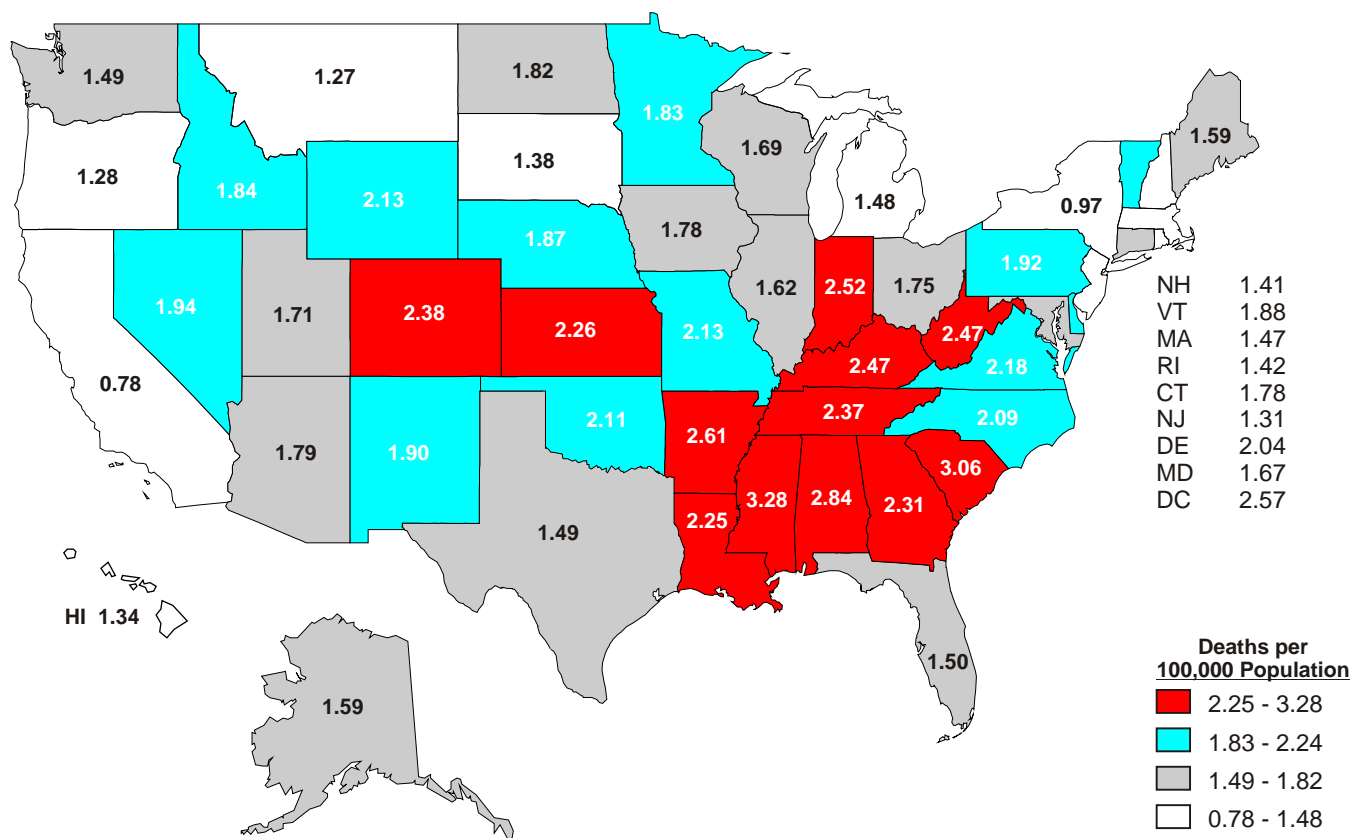
## Unintentional Poisoning Death Rates United States, 1996-1998



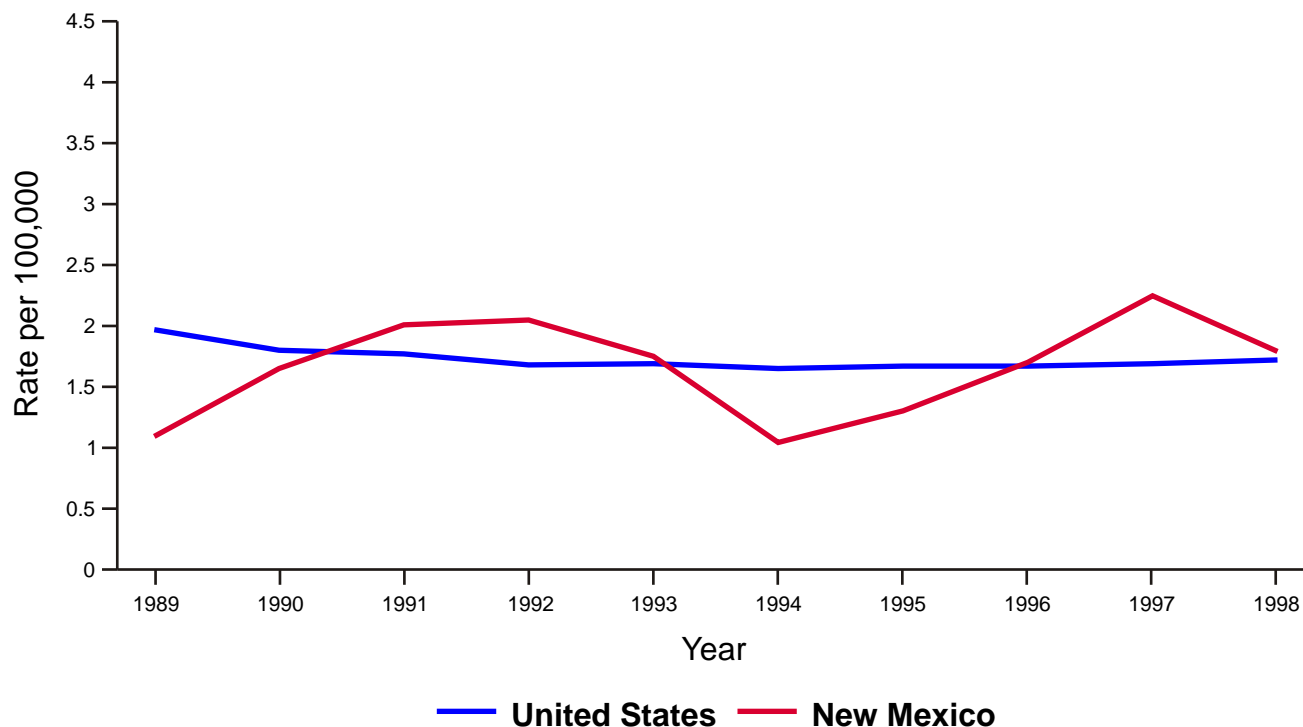
## United States and New Mexico 1989-1998



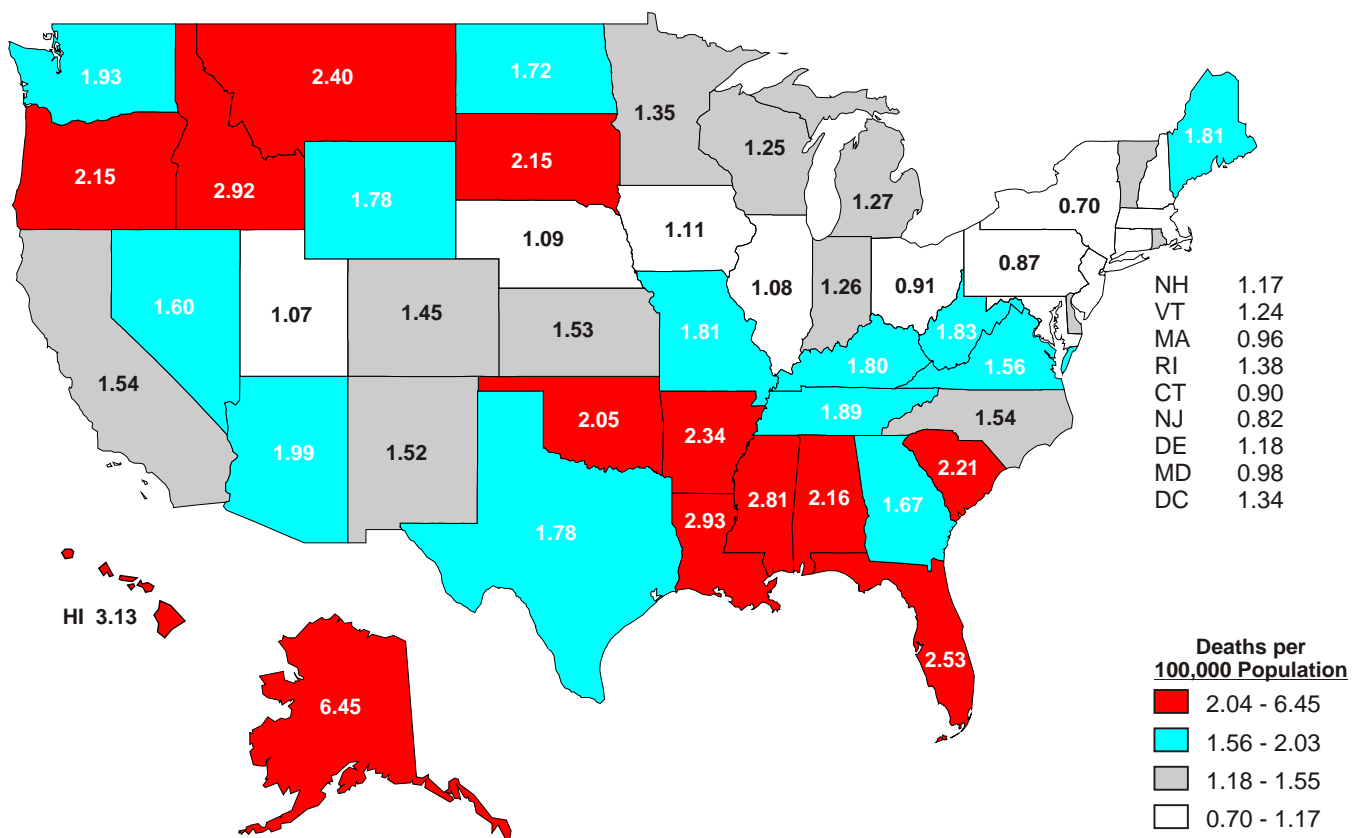
## Unintentional Suffocation Death Rates United States, 1996-1998



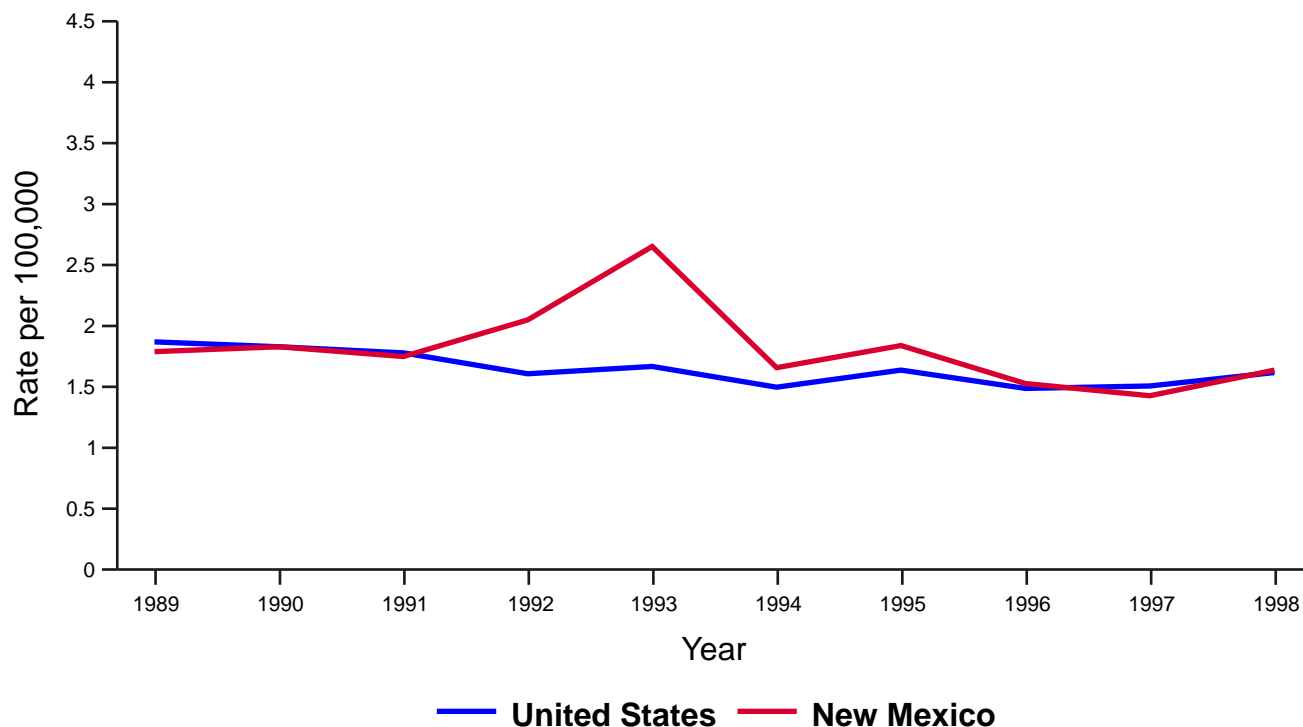
## United States and New Mexico 1989-1998



## Unintentional Drowning Death Rates United States, 1996-1998



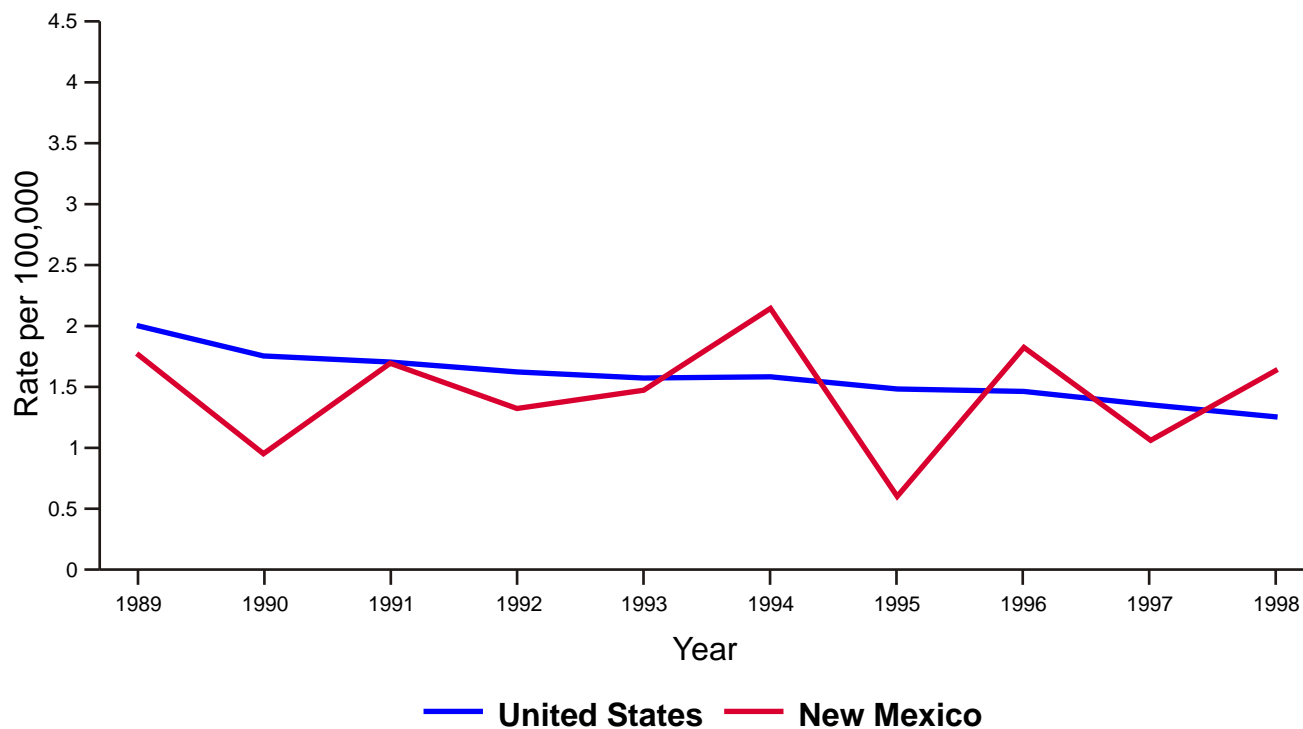
## United States and New Mexico 1989-1998



## Unintentional Fire and Burn-Related Death Rates United States, 1996-1998



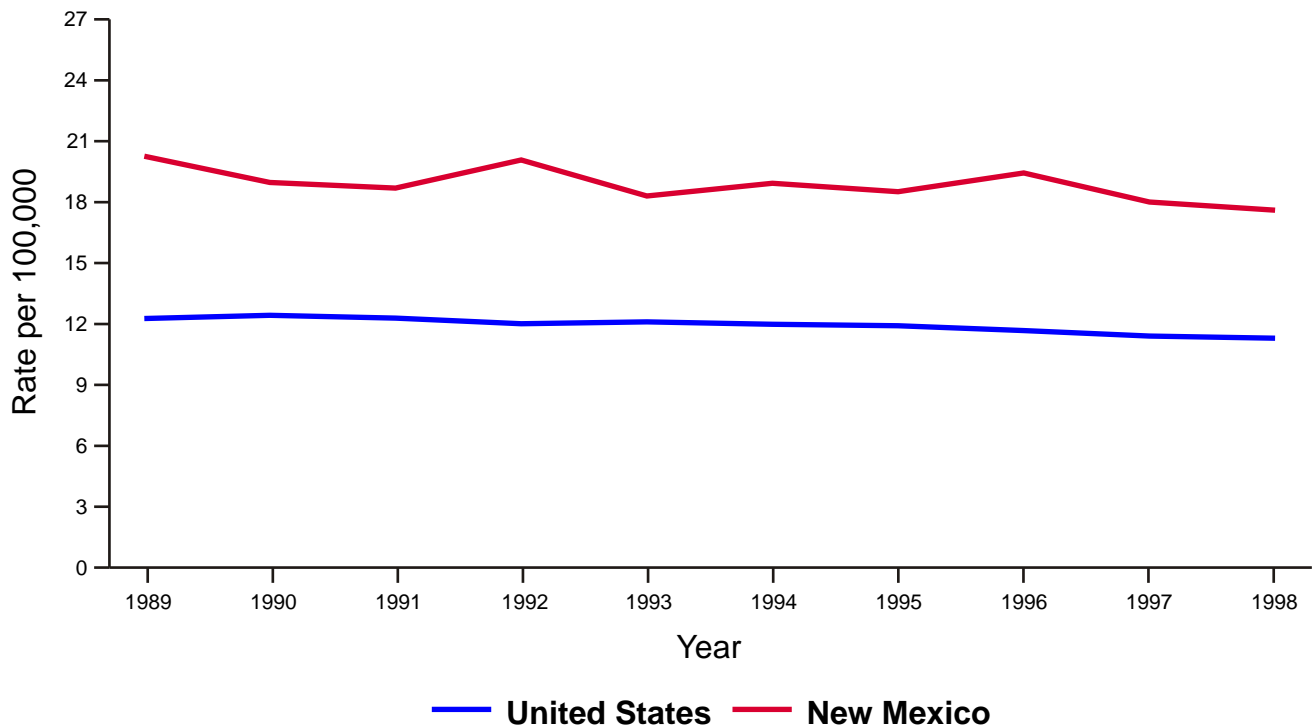
## United States and New Mexico 1989-1998



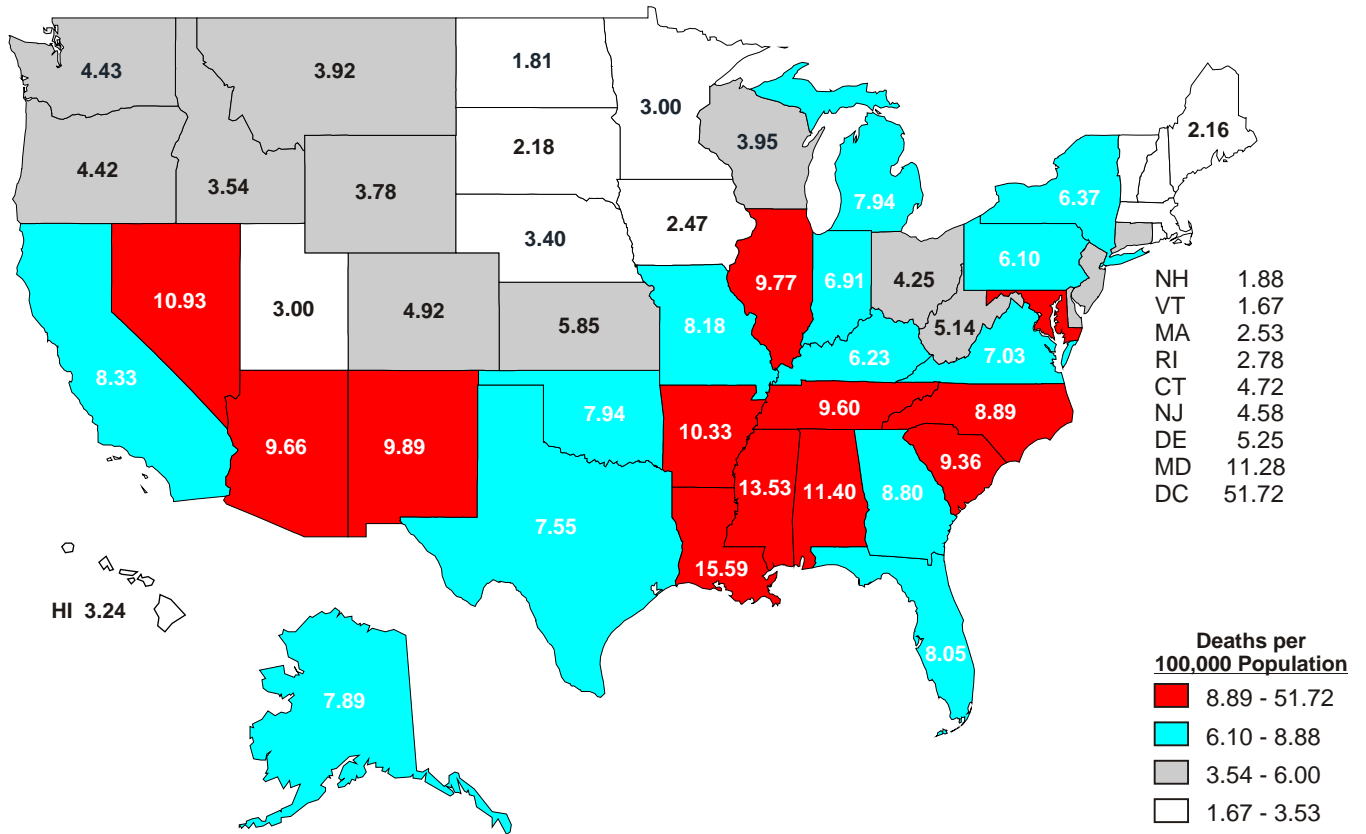
## Suicide Death Rates United States, 1996-1998



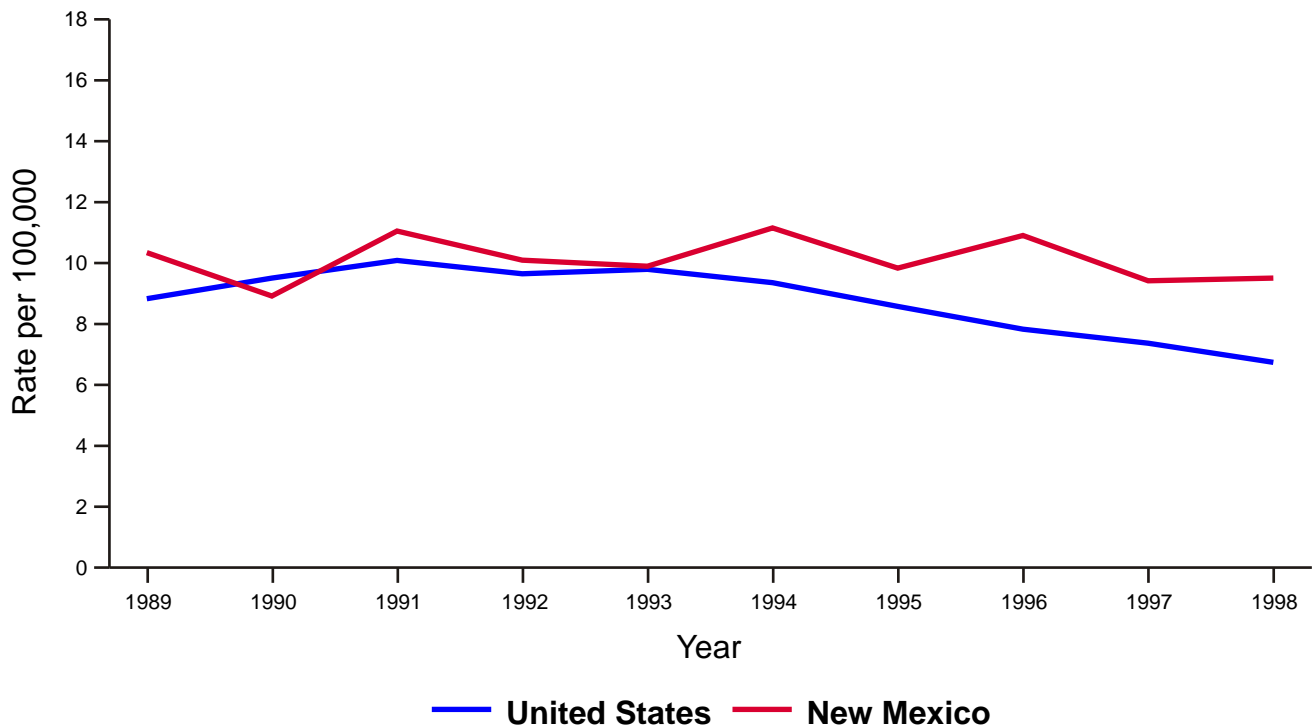
## United States and New Mexico 1989-1998



## Homicide Death Rates United States, 1996-1998



## United States and New Mexico 1989-1998

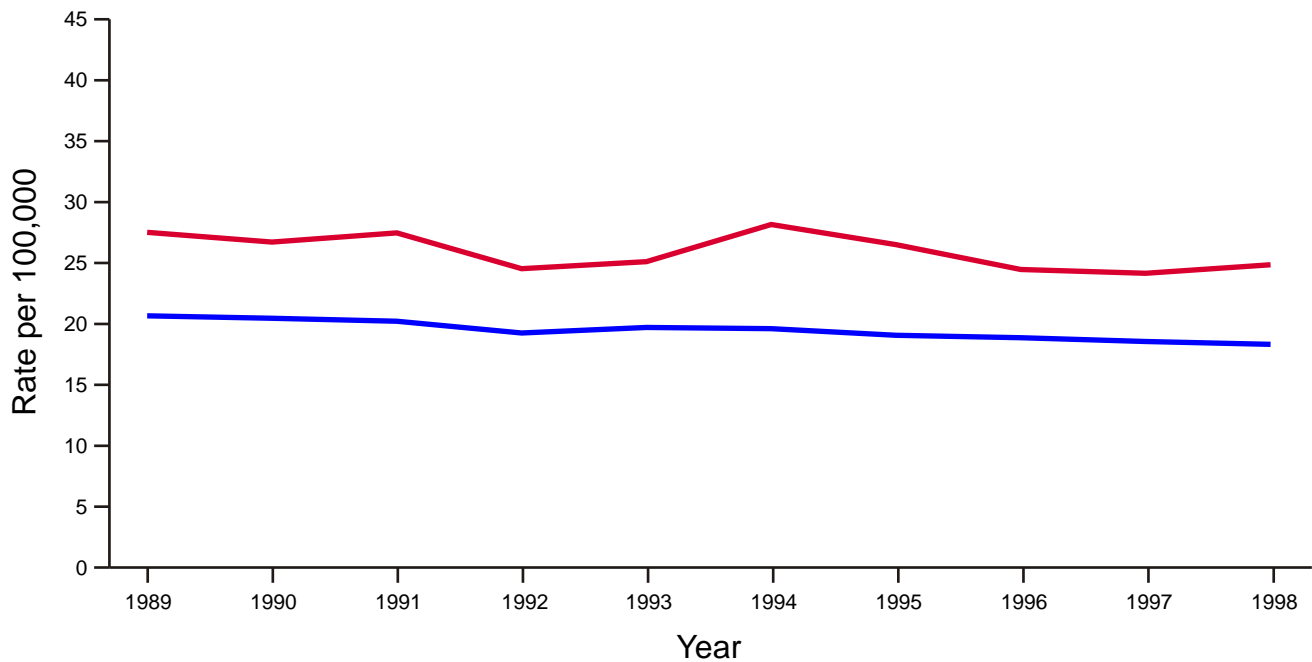




## Traumatic Brain Injury-Related Death Rates\* United States, 1996-1998



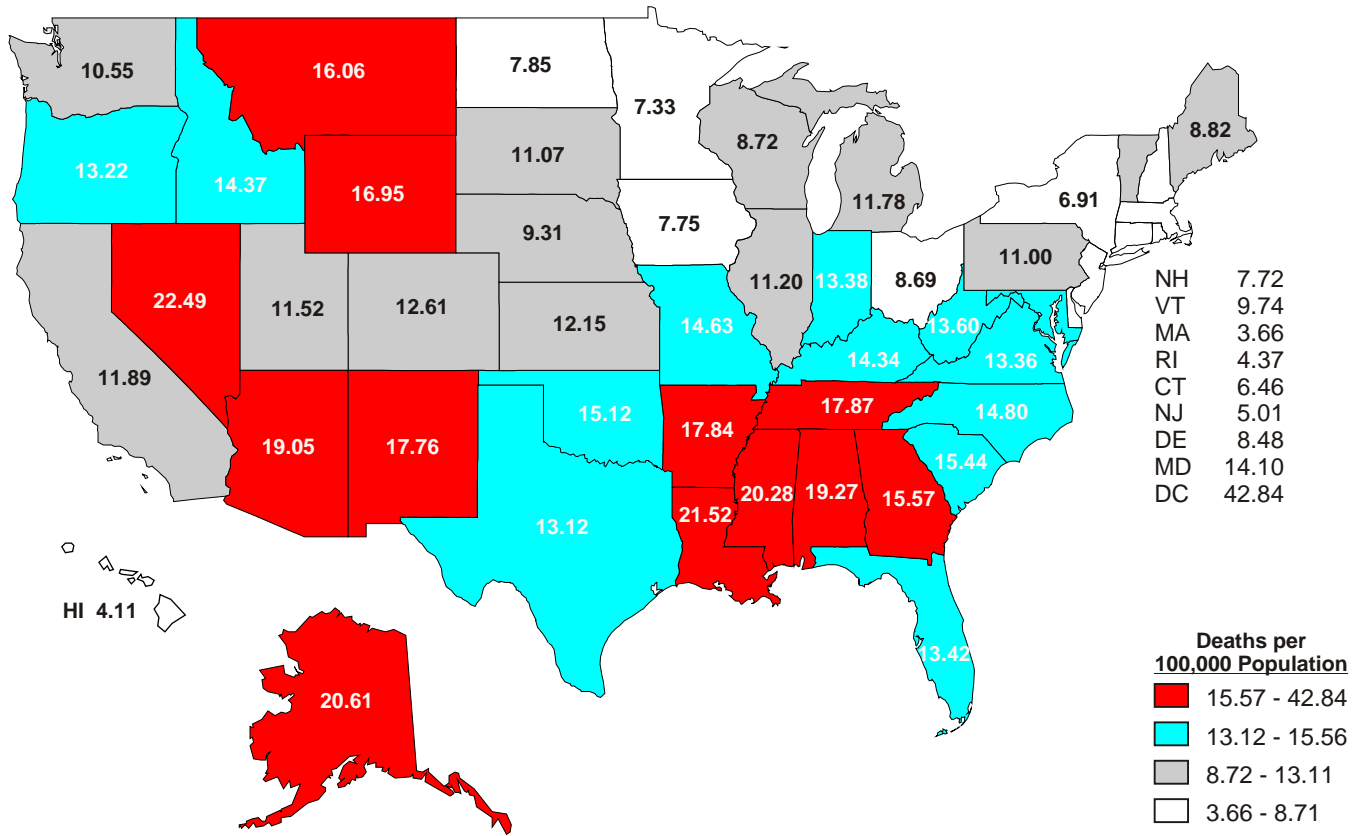
## United States and New Mexico 1989-1998



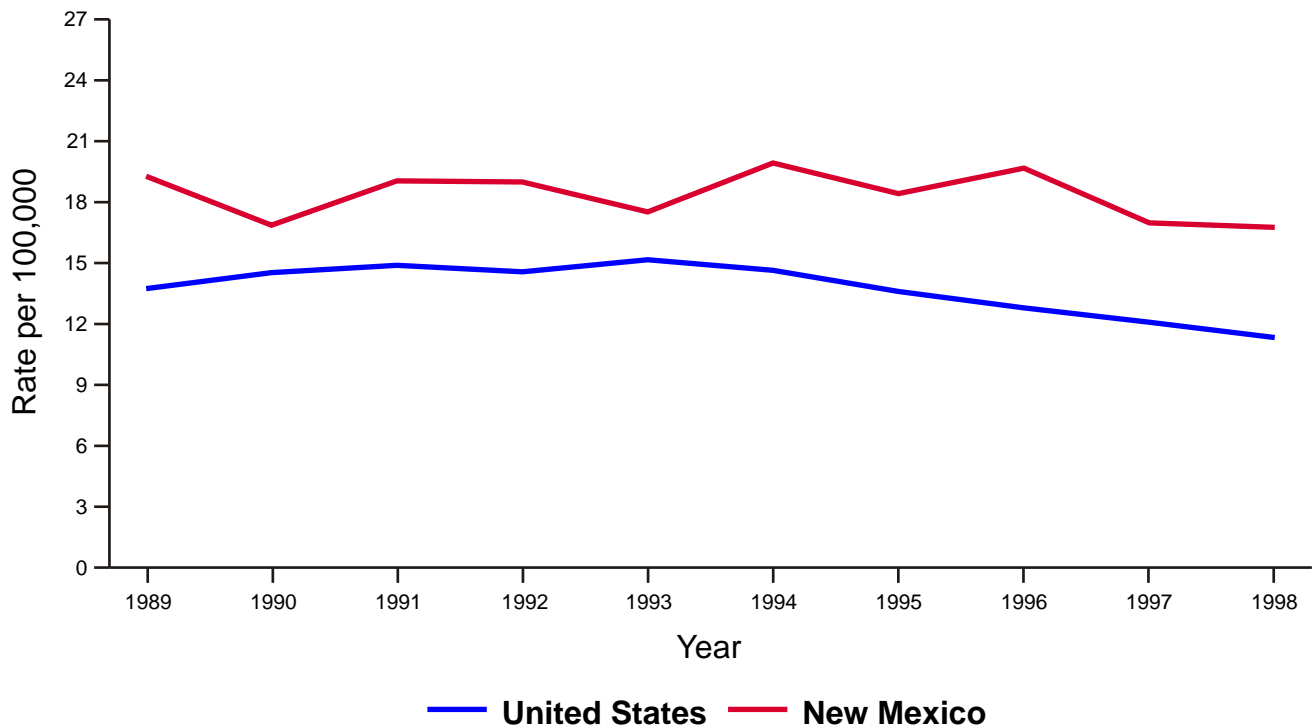
— United States — New Mexico

\* Includes unintentional and intentional deaths from motor vehicles, firearms, falls, and other causes (of determined and undetermined intent).

## Firearm-Related Death Rates United States, 1996-1998

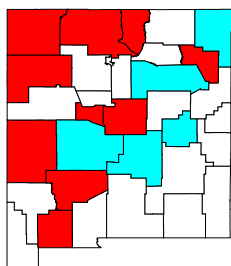


## United States and New Mexico 1989-1998

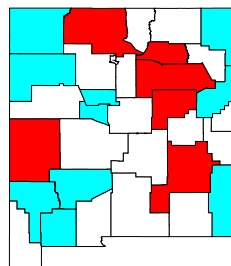


\* Includes deaths from firearm suicide, firearm homicide, unintentional firearm-related deaths, and firearm-related deaths of undetermined intent.

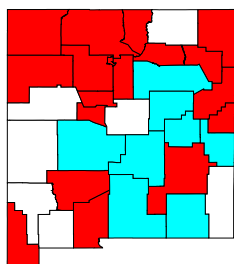
# New Mexico 1989-1998



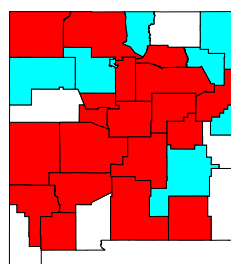
**Motor Vehicle**  
**421** Deaths/Year  
 U.S. 16.4  
 NM 26.2  
 Excess Deaths/Year **159**



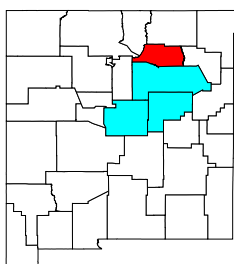
**Homicides**  
**165** Deaths/Year  
 U.S. 8.7  
 NM 10.1  
 Excess Deaths/Year **22**



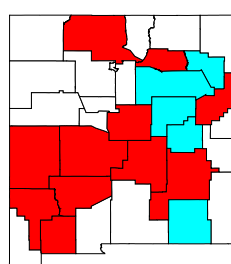
**Falls**  
**99** Deaths/Year  
 U.S. 4.3  
 NM 7.7  
 Excess Deaths/Year **55**



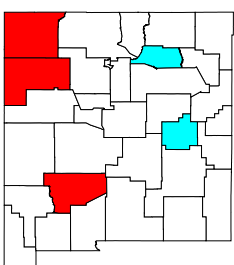
**Suicides**  
**296** Deaths/Year  
 U.S. 12.0  
 NM 19.0  
 Excess Deaths/Year **114**



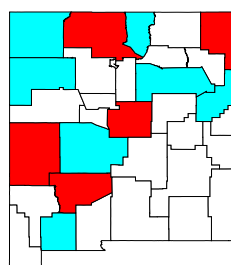
**Fires/Burns**  
**23** Deaths/Year  
 U.S. 1.6  
 NM 1.6



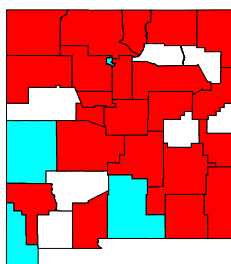
**Firearms**  
**291** Deaths/Year  
 U.S. 13.7  
 NM 18.3  
 Excess Deaths/Year **75**



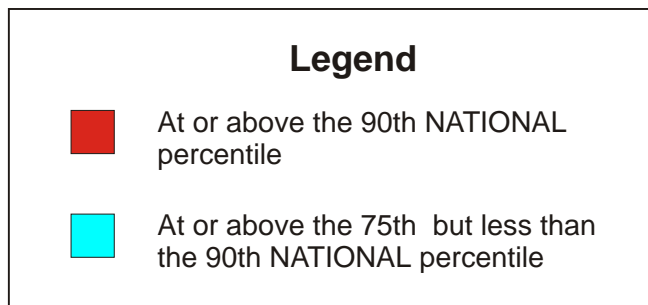
**Drownings**  
**30** Deaths/Year  
 U.S. 1.7  
 NM 1.8  
 Excess Deaths/Year **3**



**Traumatic Brain Injury**  
**362** Deaths/Year  
 U.S. 18.5  
 NM 22.9  
 Excess Deaths/Year **71**



**Poisonings**  
**139** Deaths/Year  
 U.S. 3.2  
 NM 8.8  
 Excess Deaths/Year **90**





# **CDC-Funded Injury Control Projects**

---

SAFER·HEALTHIER·PEOPLE™



# CDC-Funded Injury Control Projects in NEW MEXICO

CDC's National Center for Injury Prevention and Control (NCIPC) funds two programs in New Mexico to build the state's ability to keep its citizens safe.

## Core Injury Programs

### *State-Based Core Injury Program Development*

New Mexico is one of 23 states receiving CDC funding to establish a point of coordination for injury control efforts, assess injury data and surveillance resources within the state, and develop a state injury control plan. A core injury development program is a cooperative effort to develop or strengthen the capacity of state public health agencies to prevent and control injuries. These programs possess some combination of these features and tools:

- 1) injury prevention coordinator;
- 2) up-to-date profile of injuries within the state from existing data sources;
- 3) advisory structure to facilitate collaboration with public and private sector groups;
- 4) relationships with organizations, agencies, and individuals interested or experienced in injury prevention or control; and
- 5) a current plan for injury prevention and control based on the state's priorities.

The enhanced program will strengthen coordination of the New Mexico's injury prevention activities and to improve injury surveillance. *(New Mexico Department of Health)*

## Intentional Injury

### *Rape Prevention and Education*

A nationwide grant program providing resources to states for rape prevention and education programs conducted by rape crisis centers, State sexual assault coalitions, and other public and private nonprofit entities for:

- 1) educational seminars;
- 2) operation of hotlines;
- 3) training programs for professionals;
- 4) preparation of informational material;
- 5) education and training programs for students and campus personnel designed to reduce the incidence of sexual assault at colleges and universities;
- 6) education and training to increase awareness about drugs to facilitate rapes or sexual assaults; and
- 7) other efforts to increase awareness about, or to help prevent, sexual assault, including efforts to increase awareness in underserved communities and awareness among individuals with disabilities.

*(New Mexico Department of Health)*

## Notes



## Notes

## Notes