

10

HG 591

A4
copy 2

THE UNITED STATES NOTES.
1878-1897.

[FROM SUMMARY OF FINANCE AND COMMERCE FOR DECEMBER, 1897.]

Worthington C. Ford

TREASURY DEPARTMENT,
Bureau of Statistics.

Chief of Bureau.

THE UNITED STATES NOTES.

1878-1897.

[FROM SUMMARY OF FINANCE AND COMMERCE FOR DECEMBER, 1897.]

Worthington C. Ford

Chief of Bureau.

TREASURY DEPARTMENT,
U. S. Bureau of Statistics.

copy 2

CE 218068

HG 591
AA
copy

By transfer
AUG 26 1907



22-51868


CONTENTS.

CURRENCY AND GOLD:	Page.
Value in currency of one hundred dollars in gold in the New York market from January 1, 1862, to December 31, 1878.....	946
in gold of one hundred dollars in currency in the New York market from January 1, 1862, to December 31, 1878.....	946
Annual average gold and currency prices of staple articles in the New York market, 1861 to 1869.....	947
Silver coin and bullion, gold coin and bullion in the Treasury, and gold certificates in the Treasury and in circulation at the end of each month from June, 1878.....	950
Legal tender notes in the Treasury, and currency certificates in the Treasury and in circulation, United States notes, Treasury notes, and national-bank notes outstanding at the end of each month, from June, 1878.....	954
United States notes, Treasury notes, and national-bank notes in circulation; United States notes and Treasury notes redeemed in gold, and imports and exports of gold, each month from January, 1879.....	958
United States notes and Treasury notes redeemed in gold, and imports and exports of gold each fiscal year from 1879.....	962
Treasury notes of 1890 issued, retired by redemption in silver dollars, and outstanding, together with the silver in the Treasury purchased by such notes each month from August, 1890.....	962
Estimated stock of all kinds of money, general distribution of the stock of money, as between the Treasury and circulation at the end of each month from June, 1878.....	964
Estimated amount of gold and silver in circulation, gold certificates, silver certificates, and currency certificates outstanding at the end of each month from June, 1878.....	968

DIAGRAM.

United States notes and national bank circulation, 1879 to 1897.....	Frontispiece
--	--------------

III



1881

1881

1881

1881

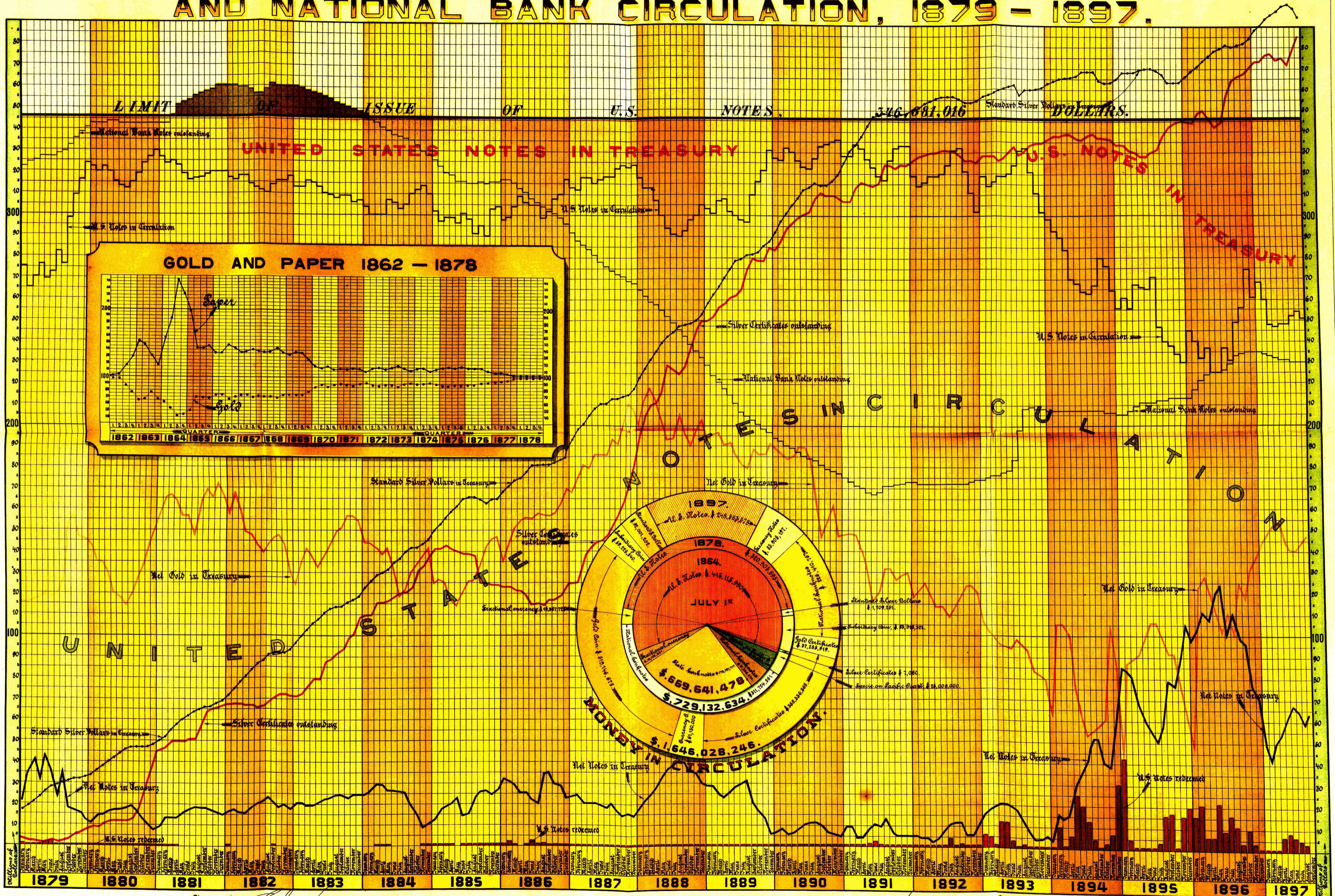
1881

1881

1881

1881


UNITED STATES NOTES AND NATIONAL BANK CIRCULATION, 1879 - 1897.



Approved: *[Signature]*
Secretary of the Treasury

U.S. Treasury Department, Bureau of Statistics
Washington C. Ford
Chief of Bureau

THE DENNIS PETERS CO. PHOTO-LITHO. WASHINGTON, D. C.



CURRENCY AND GOLD, 1862-1878.

VALUE IN CURRENCY OF ONE HUNDRED DOLLARS IN GOLD IN THE NEW YORK MARKET FROM JANUARY 1, 1862, TO DECEMBER 31, 1878.

PERIODS.	1862	1863	1864	1865	1866	1867	1868	1869	1870	1871	1872	1873	1874	1875	1876	1877	1878
January	102.5	145.1	155.5	216.2	140.1	134.6	138.5	135.6	121.3	110.7	109.1	112.7	111.4	112.5	112.8	106.3	102.1
February	103.5	160.5	158.6	205.5	138.4	137.4	141.4	134.4	119.5	111.5	110.3	114.1	112.3	114.5	113.4	105.4	102
March	101.8	154.5	162.9	173.8	130.5	135	139.5	131.3	112.6	111	110.1	115.5	112.1	115.5	114.3	104.8	101.2
April	101.5	151.5	172.7	148.5	127.3	135.6	138.7	132.9	113.1	110.6	111.1	117.8	113.4	114.8	113	106.2	100.6
May	103.3	148.9	176.3	135.6	131.8	137	139.6	139.2	114.7	111.5	113.7	117.7	112.4	115.8	112.6	106.9	100.7
June	106.5	144.5	210.7	140.1	148.7	137.5	140.1	138.1	112.9	112.4	113.9	116.5	111.3	117	112.5	105.4	100.8
July	115.5	130.6	258.1	142.1	151.6	139.4	142.7	136.1	116.8	112.4	114.3	115.7	110	114.8	111.9	105.4	100.5
August	114.5	125.8	254.1	143.5	148.7	140.8	145.5	134.2	117.9	112.4	114.4	115.4	109.7	113.5	111.2	105	100.5
September	118.5	134.2	222.5	143.9	145.5	143.4	143.6	136.8	114.8	114.5	113.5	112.7	109.7	115.8	110	103.3	100.4
October	128.5	147.7	207.2	145.5	148.3	143.5	137.1	130.2	112.8	113.2	113.2	108.9	110	116.4	109.7	102.8	100.5
November	131.1	148	233.5	147	143.8	139.6	134.4	126.2	111.4	111.2	112.9	108.6	110.9	114.7	109.1	102.8	100.2
December	132.3	151.1	227.5	146.2	136.7	134.8	135.2	121.5	110.7	109.3	112.2	110	111.7	113.9	107.9	102.8	100.1
First quarter year	102.6	153.4	159	198.5	136.3	135.7	139.8	133.8	117.8	111.1	109.8	114.1	111.9	114.2	113.5	105.3	101.7
Second quarter year	103.8	148.3	186.6	141.4	135.9	136.7	139.5	136.7	113.6	111.5	112.9	117.3	112.4	115.9	112.7	106.2	100.7
Third quarter year	116.2	130.2	244.9	143.2	148.6	141.2	143.9	135.7	116.5	113.1	114.1	114.6	109.8	114.7	111	104.6	100.5
Fourth quarter year	130.6	148.9	222.7	146.2	142.9	139.3	135.6	126	111.6	111.2	112.8	109.2	110.9	115	108.9	102.8	100.3
First half year	103.2	150.8	172.8	169.9	136.1	136.2	139.6	135.3	115.7	111.3	111.4	115.7	112.2	115.1	113.1	105.9	101.2
Second half year	123.4	139.6	233.8	144.7	145.8	140.3	139.8	130.8	114	121.1	113.4	111.9	110.3	114.8	109.9	103.7	100.4
Calendar year	113.3	145.2	203.3	157.3	140.9	138.2	139.7	133	114.9	111.7	112.4	113.8	111.2	114.9	111.5	104.8	100.8
Fiscal year ended June 30	137.1	156.2	201.9	140.4	141	139.9	137.5	123.3	112.7	111.8	114.6	112	112.7	113.9	107.9	102.5	102.5

VALUE IN GOLD OF ONE HUNDRED DOLLARS IN CURRENCY IN THE NEW YORK MARKET FROM JANUARY 1, 1862, TO DECEMBER 31, 1878.

PERIODS.	1862	1863	1864	1865	1866	1867	1868	1869	1870	1871	1872	1873	1874	1875	1876	1877	1878
January	97.6	68.9	64.3	46.3	71.4	74.3	72.2	73.7	82.4	90.3	91.7	88.7	89.7	88.9	88.6	94	97.9
February	96.6	62.3	63.1	48.7	72.3	72.8	70.7	74.4	83.7	89.7	90.7	87.6	89.1	87.3	88.2	94.8	98
March	98.2	64.7	61.4	57.5	76.6	74.1	71.7	76.2	88.8	90.1	90.8	86.6	89.2	86.6	87.5	95.4	98.8
April	98.5	66	57.9	67.3	78.6	73.7	72.1	75.2	88.4	90.4	90	84.9	88.2	87.1	88.5	94.2	99.4
May	96.8	67.2	56.7	73.7	75.9	73	71.6	71.8	87.2	89.7	88	85	89.9	86.3	88.8	93.5	99.3
June	93.9	69.2	47.5	71.4	67.2	72.7	71.4	72.4	88.6	89	87.8	85.8	90	85.4	88.9	94.9	99.2
July	86.6	76.6	38.7	70.4	66	71.7	70.1	73.5	85.6	89	87.5	86.4	91	87.2	89.4	94.9	99.5
August	87.3	79.5	39.4	69.7	67.2	71	68.7	74.5	84.8	89	87.4	86.7	91.2	88.1	89.9	95.2	99.5
September	84.4	74.5	44.9	69.5	68.7	69.7	69.6	73.1	87.1	87.3	88.1	88.7	91.2	86.4	90.9	96.8	99.6
October	77.8	67.7	48.3	68.7	67.4	69.7	72.9	76.8	88.7	88.3	88.3	91.8	91	85.9	91.2	97.3	99.5
November	76.3	67.6	42.8	68	69.5	71.6	74.4	79.2	89.8	89.9	88.6	92.1	90.2	87.2	91.7	97.3	99.8
December	75.6	66.2	44	68.4	73.2	74.2	74	82.3	90.3	91.5	89.1	90.9	89.6	87.8	92.6	97.3	99.9
First quarter year	97.5	65.2	62.9	50.4	73.3	73.7	71.5	74.7	84.9	90	91	87.6	89.3	87.6	88.1	94.8	98.2
Second quarter year	96.3	67.4	53.6	70.7	73.6	73.2	71.7	73.2	88	89.7	88.6	85.3	89	86.3	88.7	94.2	99.3
Third quarter year	86.1	76.8	40.8	69.8	67.2	70.8	69.5	73.7	85.8	88.4	87.6	87.3	91.1	87.2	90.1	95.6	99.5
Fourth quarter year	76.6	67.2	44.9	68.4	70	71.8	73.7	79.4	89.6	90	88.7	91.6	90.2	86.9	91.8	97.3	99.7
First half year	96.9	66.3	57.9	58.9	73.5	73.4	71.6	73.9	86.4	89.8	89.8	86.4	89.2	86.9	88.4	94.4	98.8
Second half year	81	71.6	42.8	69.1	68.6	71.8	71.5	76.5	87.7	89.2	88.2	89.4	90.7	87.1	90.9	96.4	99.6
Calendar year	88.3	68.9	49.2	63.6	71	72.4	71.6	75.2	87	89.5	89	87.9	89.9	87	89.8	95.4	99.2
Fiscal year ended June 30	72.9	64	49.5	71.2	70.9	71.5	72.7	81.1	88.7	89.4	87.3	89.3	88.8	87.8	92.7	97.5	97.5

NOTE.—Gold was first quoted at par on December 10, 1878.

The average rates of gold and currency for each month, as given in the above tables, was obtained as follows:

Four daily quotations of the rates of gold at New York, viz, the Opening, Closing, Highest, and Lowest, were recorded, from which a daily average was made and the average rate for each month was prepared from these daily averages.

ANNUAL AVERAGE GOLD AND CURRENCY PRICES OF STAPLE ARTICLES IN THE NEW YORK MARKET,
1861 TO 1869.

ARTICLE.	1861	1862	1863	1864	1865	1866	1867	1868	1869
FLOUR (per barrel):									
Superfine—									
Gold.....	Dollars. 4.065	Dollars. 4.560	Dollars. 3.920	Dollars. 3.966	Dollars. 4.901	Dollars. 5.623	Dollars. 6.634	Dollars. 5.664	Dollars. 4.305
Currency.....		5.165	5.690	8.062	7.706	7.920	9.164	7.912	5.725
Western—									
Gold.....			4.630	4.035	5.526	7.201	8.189	6.678	4.840
Currency.....			6.720	8.202	8.689	10.143	11.312	9.827	6.437
RYE FLOUR (per barrel):									
Gold.....	3.170	3.267	2.990	3.329	4.304	4.353	5.658	5.963	4.325
Currency.....		3.700	4.340	7.783	6.768	6.131	7.816	8.329	5.752
CORN MEAL (per barrel):									
Gold.....	2.880	2.803	3.010	3.438	3.762	3.367	4.355	4.246	3.680
Currency.....		3.175	4.870	6.989	5.916	4.743	6.016	5.31	4.894
WHEAT (per bushel):									
Northern—									
Gold.....	1.425	1.297	1.129	.955	1.373	2.090	2.059	1.819	1.241
Currency.....		1.390	1.640	1.942	2.160	2.945	2.844	2.41	1.651
Western—									
Gold.....				.984	1.252	1.679	1.620	1.530	1.083
Currency.....				2.000	1.969	2.366	2.240	2.145	1.441
RYE (per bushel):									
Gold.....	.700	.701	.733	.774	.758	.745	1.072	1.350	.976
Currency.....		.795	1.065	1.575	1.192	1.050	1.481	1.000	1.298
OATS (per bushel):									
Gold.....	.355	.423	.529	.456	.469	.380	.543	.584	.548
Currency.....		.430	.763	.927	.738	.586	.750	.816	.730
CORN (per bushel):									
Gold.....	.610	.552	.613	.739	.786	.642	.876	.846	.762
Currency.....		.625	.890	1.502	1.236	.904	1.210	1.182	1.014
BARLEY (per bushel):									
Gold.....				.844	.903	.769	.864	1.507	1.243
Currency.....				1.706	1.421	1.084	1.194	2.105	1.655
COAL (per ton):									
Anthracite—									
Gold.....	5.245	5.028	5.970	4.935	7.260	6.765	5.212	5.539	6.642
Currency.....		5.695	8.665	10.031	11.416	9.500	7.200	7.750	8.333
COFFEE (per pound):									
Rio—									
Gold.....	.137	.194	.203	.204	.155	.146	.134	.120	.093
Currency.....		.220	.303	.415	.245	.207	.185		.126
Java—									
Gold.....	.175	.239	.251	.234	.192	.186	.179	.167	.173
Currency.....		.270	.365	.400	.303	.262	.248		.231
COPPER BOLTS (per pound):									
Gold.....				.277	.317	.329	.267	.238	.252
Currency.....				.563	.499	.464	.369	.333	.336
COPPER SHEATHING (per pound):									
Gold.....	.242	.235	.286	.274	.349	.329	.250	.223	.244
Currency.....		.300	.416	.558	.550	.464	.359	.319	.325
COTTON, UPLAND (per pound):									
Gold.....	.101	.363	.512	.558	.376	.282	.197	.193	.224
Currency.....		1.412	.743	1.185	.592	.898	.273	.270	.299
FISH:									
Cod (per cwt.)—									
Gold.....	3.050	3.426	3.985	3.701	5.346	4.938	4.919	4.705	5.592
Currency.....		3.880	5.785	7.524	8.406	7.026	6.706	6.572	7.437
Mackerel (per barrel):									
Gold.....	11.633	13.527	12.029	7.005	11.970	13.800	13.931	15.080	20.444
Currency.....		15.320	17.000	14.239	18.322	19.437	19.243	21.062	27.137
FLAX (per pound):									
Gold.....				.109	.132	.145	.139	.141	.157
Currency.....				.222	.208	.205	.194	.197	.209
GLASS (per 100 feet):									
Gold.....	6.250	5.554	6.442	5.356	8.214	9.080	9.125	8.366	10.590
Currency.....		6.290	9.350	10.866	12.916	12.790	12.004	11.686	14.033

ANNUAL AVERAGE GOLD AND CURRENCY PRICES OF STAPLE ARTICLES IN THE NEW YORK MARKET,
1861 to 1869—Continued.

ARTICLE.	1861	1862	1863	1864	1865	1866	1867	1868	1869
GUNPOWDER (per 25 pounds):									
Kilo—	<i>Dollars.</i>	<i>Dollars.</i>	<i>Dollars.</i>	<i>Dollars.</i>	<i>Dollars.</i>	<i>Dollars.</i>	<i>Dollars.</i>	<i>Dollars.</i>	<i>Dollars.</i>
Gold.....	5.125	5.699	4.764	4.038	5.511	5.502	5.007	4.564	4.888
Currency.....		5.455	4.915	3.208	3.666	7.750	3.916	6.500	6.500
Blasting—									
Gold.....	3.250	3.461	2.955	2.899	4.239	3.816	3.227	2.864	3.008
Currency.....		3.920	4.290	5.893	6.666	5.375	4.458	4.000	4.000
HEMP (per ton):									
Dressed—									
Gold.....				151.720	195.030	244.801	264.561	219.372	225.502
Currency.....				308.375	306.666	344.791	365.416	396.666	298.541
Undressed—									
Gold.....				84.356	116.834	178.387	193.570	138.375	148.832
Currency.....				171.457	182.916	251.250	267.500	193.541	107.916
Russia—									
Gold.....				251.124	303.424	254.268	257.472	201.821	191.446
Currency.....				510.416	477.089	358.125	355.625	281.875	254.583
HIDES (per pound):									
South American—									
Gold.....	.195	.236	.197	.156	.157	.140	.151	.148	.168
Currency.....		.245	.286	.318	.248	.198	.209	.208	.224
Mexican—									
Gold.....	.165	.130	.166	.150	.140	.121	.139	.147	.164
Currency.....		.215	.241	.306	.221	.171	.192	.206	.219
HOPS (per pound):									
Gold.....	.265	.145	.151	.125	.229	.347	.413	.268	.115
Currency.....		.165	.220	.255	.361	.489	.572	.376	.158
INDIGO (per pound):									
Gold.....	.875	1.024	.768	.688	.835	.711	.607	.594	.67
Currency.....		1.160	1.115	1.400	1.314	1.002	.841	.881	.898
IRON (per ton):									
Scotch—									
Gold.....	22.250	22.953	25.006	26.157	32.580	34.524	31.313	29.594	30.362
Currency.....		25.995	37.165	53.166	51.227	48.625	43.259	41.333	40.375
English bar—									
Gold.....	43.895	52.097	50.089	77.387	82.414	78.543	71.871	63.395	66.740
Currency.....		59.000	73.570	157.291	129.583	110.625	99.270	88.541	88.750
LEAD, FIG (per cwt.):									
Gold.....	5.505	6.248	6.017	6.593	7.118	5.748	4.898	4.752	4.957
Currency.....		7.077	8.733	13.395	11.192	8.097	6.780	6.638	6.592
LEATHER (per pound):									
Gold.....	.195	.203	.200	.183	.230	.244	.221	.201	.225
Currency.....		.231	.291	.372	.362	.344	.306	.283	.300
MOLASSES (per gallon):									
New Orleans—									
Gold.....	.395	.370	.339	.464	.723	.687	.614	.593	.599
Currency.....		.420	.493	.943	1.137	.968	.848	.829	.797
Sugarhouse—									
Gold.....	.183	.207	.299	.374	.340	.356	.359	.346	.379
Currency.....		.235	.434	.761	.586	.502	.510	.485	.505
West Indies—									
Gold.....	.229	.247	.255	.312	.284	.297	.330	.307	.344
Currency.....		.280	.370	.635	.447	.419	.457	.420	.458
NAILS, CUT (per pound):									
Gold.....	.030	.027	.034	.038	.047	.049	.043	.037	.036
Currency.....		.031	.050	.078	.074	.070	.060	.052	.048
Wrought (per pound):									
Gold.....	.042	.038							
Currency.....		.043							
NAVAL STORES:									
Turpentine (per gallon)—									
Gold.....	.870	1.549	2.129	1.432	1.059	.599	.462	.376	.352
Currency.....		1.755	3.090	3.014	1.666	.845		.526	.469
Rosin (per barrel)—									
Gold.....	5.035	12.547	19.481	17.691	7.976	2.886	2.754	2.916	1.719
Currency.....		14.210	28.275	35.958	12.541	4.066	3.805	2.817	2.287
OILS (per gallon):									
Sperm, winter—									
Gold.....	1.540	1.691	1.341	.949	1.409	1.798	1.712	1.409	1.401
Currency.....		1.915	1.945	1.930	2.216	2.533	2.366	1.963	1.863

ANNUAL AVERAGE GOLD AND CURRENCY PRICES OF STAPLE ARTICLES IN THE NEW YORK MARKET,
1861 TO 1869—Continued.

ARTICLE.	1861	1862	1863	1864	1865	1866	1867	1868	1869
OILS (per gallon)—Continued.									
Olive—									
Gold	Dollars. 1.135	Dollars. 1.174	Dollars. 1.240	Dollars. 1.119	Dollars. 1.673	Dollars. 1.279	Dollars. 1.176	Dollars. 1.634	Dollars. 1.195
Currency		1.830	1.800	2.275	2.631	1.802	1.625	2.283	1.589
Linseed—									
Gold590	.795	.940	.769	.887	1.111	.918	.780	.751
Currency900	1.365	1.565	1.896	1.565	1.209	1.080	.990
PAINT (per cwt.):									
Red lead—									
Gold	6.250	6.953	7.406	8.507	9.765	8.919	8.455	7.860	8.162
Currency		7.875	10.750	17.291	15.854	12.562	11.677	10.999	10.854
White lead—									
Gold				8.138	10.149	11.477	10.317	9.428	9.994
Currency				16.541	15.953	16.166	14.250	13.166	13.290
PETROLEUM (per gallon):									
Crude—									
Gold199	.260	.191	.127	.138	.170
Currency406	.400	.270	.176	.193	.227
Refined—									
Gold336	.483	.429	.322	.256	.24
Currency633	.761	.605	.446	.353	.322
PORK, MESS (per barrel):									
Gold	15.895	10.848	9.921	15.038	19.006	20.935	16.182	16.769	21.292
Currency		12.285	14.400	30.567	29.885	29.436	22.352	23.421	28.322
BEEF, MESS (per barrel):									
Gold	5.670	6.922	4.726	5.217	9.917	12.084	13.046	11.679	8.918
Currency		7.840	6.860	10.604	15.593	17.020	18.029	16.312	11.860
HAMS (per pound):									
Gold062	.048	.055	.078	.122	.121	.100	.112	.134
Currency055	.080	.159	.193	.171	.133	.159	.178
SHOULDERS (per pound):									
Gold065	.099	.108	.073	.082	.106
Currency132	.156	.153	.102	.115	.142
LARD (per pound):									
Gold090	.073	.070	.083	.132	.125	.093	.116	.137
Currency083	.102	.170	.209	.177	.129	.163	.183
BUTTER (per pound):									
Gold150	.154	.151	.187	.193	.235	.155	.221	.193
Currency175	.220	.382	.304	.332	.215	.310	.258
CHEESE (per pound):									
Gold072	.066	.080	.082	.101	.125	.110	.102	.123
Currency075	.116	.168	.159	.177	.152	.143	.165
RICE (per cwt.):									
Gold	5.025	6.362	4.192	5.412	7.704	9.103	7.835	7.304	6.540
Currency		7.205	6.035	11.000	12.114	12.822	10.823	10.202	8.697
SALT:									
Liverpool (per sack)—									
Gold730	.975	1.019	1.274	1.328	1.322	1.420	1.512	1.392
Currency		1.105	1.480	2.591	2.089	1.862	1.962	2.110	1.852
Turks Islands (per bushel)—									
Gold201	.251	.273	.333	.347	.346	.367	.332	.352
Currency285	.397	.678	.547	.488	.509	.465	.468
SEEDS:									
Clover (per pound)—									
Gold078	.070	.065	.083	.146	.086	.097	.088	.103
Currency080	.095	.170	.230	.122	.134	.125	.137
Timothy (per bushel)—									
Gold	2.750	1.796	1.653	2.062	3.198	3.423	2.310	1.967	3.122
Currency		2.035	2.400	4.193	5.029	4.822	3.191	2.775	4.150
SUGAR (per pound):									
Cuba—									
Gold076	.090	.072	.086	.091	.074	.076	.078	.083
Currency102	.105	.175	.143	.105	.106	.110	.111
Leaf—									
Gold080	.101	.100	.099	.116	.107	.105	.105	.112
Currency115	.146	.202	.183	.151	.146	.143	.150
TALLOW (per pound):									
American—									
Gold083	.082	.077	.075	.087	.087	.082	.086	.085
Currency093	.112	.153	.137	.123	.114	.121	.114

ANNUAL AVERAGE GOLD AND CURRENCY PRICES OF STAPLE ARTICLES IN THE NEW YORK MARKET, 1861 TO 1869—Continued.

ARTICLE.	1861	1862	1863	1864	1865	1866	1867	1868	1869
TEA (per pound):									
Young Hyson—									
Gold	<i>Dollars.</i> .430	<i>Dollars.</i> .543	<i>Dollars.</i> .387	<i>Dollars.</i> .449	<i>Dollars.</i> .639	<i>Dollars.</i> .653	<i>Dollars.</i> .629	<i>Dollars.</i> .670	<i>Dollars.</i> .724
Currency615	.562	.914	1.006	.920	.870	.936	.903
Oolong—									
Gold534	.698	.798	.752	.739	.693
Currency				1.086	1.098	1.125	1.039	1.033	.922
Souchong—									
Gold270	.368	.407	.471	.592	.647	.707	.709	.679
Currency440	.591	.953	.931	.912	.977	.991	.903
TOBACCO (per pound):									
Kentucky—									
Gold091	.132	.144	.131	.118	.095	.087	.079	.075
Currency150	.210	.267	.187	.135	.121	.111	.100
Havana—									
Gold618	.751	.627	.473	.573	.642
Currency				1.250	1.181	.884	.654	.800	.855
WOOL (per pound):									
Common—									
Gold325	.441	.465		.253	.242	.233	.214	.224
Currency500	.676		.399	.342	.322	.300	.298
Merino—									
Gold430	.467	.514	.437	.513	.473	.443	.411	.447
Currency530	.746	.889	.807	.667	.612	.576	.595
Pulled—									
Gold265	.362	.403	.433	.487	.413	.367	.333	.330
Currency410	.536	.881	.766	.582	.508	.466	.439

SILVER COIN AND BULLION, GOLD COIN AND BULLION IN THE TREASURY, AND GOLD CERTIFICATES IN THE TREASURY AND IN CIRCULATION, AT THE END OF EACH MONTH, FROM JUNE, 1878.

MONTH.	SILVER COIN AND BULLION.				GOLD AND GOLD CERTIFICATES.			
	Standard dollars.	Bullion.	Fractional coin.	Total.	Gold in Treasury.	Certificates in Treasury.	Certificates in circulation.	Net gold in Treasury.
1878—June	<i>Dollars.</i> 7,718,357	<i>Dollars.</i> 7,341,471	<i>Dollars.</i> 6,860,506	<i>Dollars.</i> 21,920,334	<i>Dollars.</i> 128,460,203	<i>Dollars.</i> 19,460,320	<i>Dollars.</i> 24,897,680	<i>Dollars.</i> 103,562,523
July	9,550,236	7,665,760	7,079,667	24,295,663	132,014,620	18,170,420	23,852,980	108,161,640
August	11,292,849	8,982,239	6,478,642	26,753,730	134,548,036	20,794,220	17,222,180	117,325,856
September	12,155,205	9,634,034	6,143,903	27,933,142	136,026,302	9,392,920	23,433,680	112,602,622
October	13,397,571	8,352,042	6,323,132	28,072,745	140,872,154	9,901,520	22,906,480	117,965,674
November	14,843,219	10,159,401	6,009,834	31,012,544	142,400,135	9,845,120	24,117,780	118,282,355
December	16,704,820	9,439,461	6,031,805	32,176,095	135,382,640	391,420	21,189,280	114,193,360
1879—January	17,874,457	10,347,889	6,143,440	34,365,785	133,756,907	544,020	17,082,680	116,674,227
February	19,505,767	9,837,403	6,278,491	35,621,661	133,265,559	400,220	16,379,280	116,886,279
March	21,558,894	8,688,261	6,428,185	36,675,340	133,416,126	50,740	16,253,960	117,162,166
April	23,694,563	6,949,046	6,621,940	37,265,549	134,520,140	62,140	15,710,460	118,809,680
May	26,181,045	5,672,656	6,813,589	38,667,290	136,680,200	33,580	15,380,120	121,300,140
June	28,147,351	5,092,566	8,903,401	42,143,318	135,236,475	133,880	15,279,820	119,956,655
July	29,151,801	5,112,224	12,731,766	46,995,791	135,517,483	43,800	15,196,900	120,320,583
August	30,678,464	4,904,612	15,236,724	50,819,800	141,546,390	120,000	15,008,700	126,537,090
September	31,559,870	4,557,504	16,814,309	52,931,683	169,606,995	67,700	14,843,200	154,763,795
October	32,322,634	3,537,224	17,755,987	53,615,845	171,517,714	213,400	14,377,600	157,140,114
November	32,839,207	4,323,098	18,432,478	55,594,783	160,443,437	183,740	13,195,460	147,247,977
December	33,168,064	4,492,421	18,881,629	56,542,114	157,790,322	749,860	11,596,140	146,194,182
1880—January	34,961,611	4,888,936	20,204,810	60,054,457	153,690,027	61,100	10,350,000	143,340,027
February	36,972,093	4,525,306	21,179,812	62,676,711	146,750,758	327,300	9,755,300	136,995,458
March	38,780,342	4,086,840	21,989,814	64,856,996	144,010,551	611,500	8,244,000	135,766,551
April	40,411,673	5,007,331	22,767,673	68,186,677	138,783,440	173,800	8,056,800	130,726,640
May	42,778,190	4,853,588	23,577,092	71,208,870	128,709,496	39,800	8,010,300	120,699,196
June	44,425,315	5,124,536	24,350,482	73,900,333	126,145,427	40,700	7,963,800	118,181,527
July	46,192,791	6,081,648	24,975,714	77,250,153	123,126,646	32,600	7,852,000	115,274,646
August	47,495,063	6,380,258	25,152,972	79,028,293	127,679,280	36,800	7,661,100	120,018,180
September	47,654,675	5,557,760	24,799,925	78,012,360	135,244,833	31,600	7,480,100	127,764,733
October	47,084,459	6,043,367	24,629,490	77,757,316	140,725,933	6,800	7,447,700	123,278,253
November	47,397,453	6,255,390	24,653,530	78,306,373	151,362,519	19,120	7,381,380	143,981,139
December	48,190,518	6,183,224	24,769,057	79,142,799	156,742,096	130,500	6,528,380	150,213,716

SILVER COIN AND BULLION, GOLD COIN AND BULLION IN THE TREASURY, AND GOLD CERTIFICATES IN THE TREASURY AND IN CIRCULATION, AT THE END OF EACH MONTH, FROM JUNE, 1878—Continued.

MONTH.	SILVER COIN AND BULLION.				GOLD AND GOLD CERTIFICATES.			
	Standard dollars.	Bullion.	Fractional coin.	Total.	Gold in Treasury.	Certificates in Treasury.	Certificates in circulation.	Net gold in Treasury.
	Dollars.	Dollars.	Dollars.	Dollars.	Dollars.	Dollars.	Dollars.	Dollars.
1897—January	388,617,255	109,704,519	15,414,575	513,736,349	182,387,122	1,460,160	87,586,629	144,800,493
February	390,939,629	108,914,614	15,805,023	515,659,266	186,206,023	1,501,970	37,544,819	148,661,209
March	393,211,322	107,862,462	15,974,428	517,048,212	189,242,803	1,483,350	37,456,339	151,786,464
April	395,342,193	106,990,150	16,163,767	518,496,110	190,762,889	1,517,690	37,421,999	153,340,890
May	397,511,546	106,042,492	16,210,920	519,764,958	181,707,391	1,455,340	37,387,829	144,319,562
June	399,992,540	104,591,039	16,210,844	520,793,923	178,076,657	1,496,250	37,285,919	140,790,738
July	400,338,020	105,109,460	16,286,660	521,734,140	178,044,578	1,473,290	37,226,879	140,817,699
August	398,908,078	105,125,123	15,335,285	519,368,486	181,234,165	1,509,380	37,017,789	144,216,376
September	394,948,022	105,078,550	13,455,175	513,481,747	184,561,664	1,535,610	36,898,559	147,663,105

LEGAL-TENDER NOTES IN THE TREASURY, AND CURRENCY CERTIFICATES IN THE TREASURY AND IN CIRCULATION, UNITED STATES NOTES, TREASURY NOTES, AND NATIONAL-BANK NOTES OUTSTANDING AT THE END OF EACH MONTH, FROM JUNE, 1878.

MONTH.	LEGAL-TENDER NOTES AND CERTIFICATES.				NOTES OUTSTANDING.			
	Notes in Treasury.	Certificates in Treasury.	Certificates in circulation.	Net notes in Treasury.	United States notes.	Treasury notes.	National-bank notes.	Total.
	Dollars.	Dollars.	Dollars.	Dollars.	Dollars.	Dollars.	Dollars.	Dollars.
1878—June	62,020,121	570,000	46,245,000	15,775,121	346,681,016	322,919,810	669,600,826
July	67,105,859	460,000	51,120,000	15,985,859	346,681,016	321,945,415	668,626,431
August	68,348,254	1,460,000	47,815,000	20,533,254	346,681,016	321,641,533	668,322,549
September	63,049,340	1,345,000	39,545,000	23,504,340	346,681,016	320,761,650	687,442,666
October	64,175,606	180,000	35,660,000	28,515,606	346,681,016	321,121,041	667,802,057
November	63,655,404	2,120,000	35,070,000	28,585,404	346,681,016	322,032,362	668,713,378
December	59,582,505	1,510,000	33,190,000	26,392,505	346,681,016	322,808,560	669,489,576
1879—January	62,463,707	755,000	40,445,000	22,018,707	346,681,016	323,409,195	670,090,211
February	72,650,232	9,425,000	36,675,000	35,975,232	346,681,016	325,036,476	671,717,492
March	67,370,678	2,580,000	25,145,000	42,225,678	346,681,016	320,093,402	672,774,413
April	61,998,485	1,140,000	30,905,000	31,093,485	346,681,016	328,442,906	675,123,982
May	69,142,336	1,155,000	25,880,000	43,262,336	346,681,016	328,676,747	675,957,763
June	66,015,970	1,450,000	29,355,000	36,660,970	346,681,016	328,962,073	675,643,089
July	63,791,466	590,000	40,250,000	23,541,466	346,681,016	329,244,893	675,925,969
August	70,597,606	960,000	34,375,000	36,222,606	346,681,016	320,062,713	676,743,729
September	48,173,254	1,975,000	29,240,000	18,933,254	346,681,016	333,649,736	680,330,752
October	37,522,567	2,315,000	20,195,000	17,327,567	346,681,016	336,581,624	683,262,640
November	29,973,454	685,000	13,585,000	16,388,454	346,681,016	339,494,074	686,175,090
December	22,660,494	425,000	10,090,000	12,570,494	346,681,016	341,852,242	688,533,258
1880—January	24,299,562	215,000	12,685,000	11,614,562	346,681,016	343,187,430	689,868,446
February	26,149,093	670,000	11,095,000	15,054,093	346,681,016	343,241,251	689,922,267
March	24,080,081	175,000	8,320,000	15,760,081	346,681,016	343,949,401	690,630,417
April	26,474,260	175,000	8,985,000	17,489,260	346,681,016	344,538,584	691,219,600
May	30,833,020	600,000	12,650,000	18,183,020	346,681,016	344,678,227	691,359,243
June	33,020,559	360,000	14,235,000	18,785,559	346,681,016	343,890,901	690,571,917
July	34,099,124	590,000	15,075,000	19,024,124	346,681,016	343,781,711	690,462,727
August	31,649,849	105,000	11,205,000	20,445,849	346,681,016	343,657,947	690,338,963
September	27,143,613	90,000	9,885,000	17,263,613	346,681,016	343,447,742	690,128,758
October	22,418,993	150,000	8,625,000	13,793,993	346,681,016	343,379,396	690,060,412
November	19,574,937	75,000	8,450,000	11,124,937	346,681,016	343,297,160	689,978,176
December	15,741,818	25,000	6,980,000	8,761,818	346,681,016	343,792,832	690,473,848
1881—January	19,181,616	8,630,000	10,551,616	346,681,016	343,851,123	690,532,139
February	22,206,601	325,000	7,640,000	14,566,601	346,681,016	343,242,478	689,923,494
March	21,338,198	240,000	6,565,000	14,773,198	346,681,016	347,054,162	693,735,178
April	22,927,086	40,000	8,255,000	14,672,086	346,681,016	352,047,097	698,728,113
May	26,922,305	10,860,000	16,062,305	346,681,016	353,604,893	700,285,909
June	30,204,092	275,000	11,650,000	18,554,092	346,681,016	354,617,115	701,298,131
July	29,624,910	215,000	10,525,000	19,099,910	346,681,016	356,913,233	703,594,249
August	29,320,869	175,000	9,450,000	19,870,869	346,681,016	357,449,906	704,130,922
September	27,130,132	210,000	8,105,000	19,025,132	346,681,016	358,405,640	705,086,656
October	26,281,769	35,000	8,275,000	18,006,769	346,681,016	359,863,000	706,544,016
November	26,401,078	55,000	8,990,000	17,411,078	346,681,016	361,509,650	708,190,666

LEGAL-TENDER NOTES IN THE TREASURY, AND CURRENCY CERTIFICATES IN THE TREASURY AND IN CIRCULATION, UNITED STATES NOTES, TREASURY NOTES, ETC.—Continued.

Table with columns: MONTH, LEGAL-TENDER NOTES AND CERTIFICATES (Notes in Treasury, Certificates in Treasury, Certificates in circulation, Net notes in Treasury), NOTES OUTSTANDING (United States notes, Treasury notes, National-bank notes, Total). Rows list months from 1892 to 1897.

UNITED STATES NOTES, TREASURY NOTES, AND NATIONAL-BANK NOTES IN CIRCULATION—UNITED STATES NOTES AND TREASURY NOTES REDEEMED IN GOLD, AND IMPORTS AND EXPORTS OF GOLD, DURING EACH MONTH, FROM JANUARY, 1879.

MONTH.	NOTES IN CIRCULATION.				REDEMPTIONS.			Imports of gold.	Exports of gold.
	United States notes.	Treasury notes.	National-bank notes.	Total.	United States notes.	Treasury notes.	Total.		
	Dollars.	Dollars.	Dollars.	Dollars.	Dollars.	Dollars.	Dollars.		
1879—January	275,658,485		811,034,824	586,691,309	1,571,725		1,571,725	274,707	346,096
February	285,511,043		314,803,251	580,314,294	909,249		909,249	137,386	115,513
March	270,851,347		320,550,850	591,402,197	952,766		952,766	188,500	76,985
April	276,236,193		320,680,770	596,916,963	699,773		699,773	170,894	426,310
May	269,130,574		314,014,961	583,145,535	1,339,883		1,339,883	185,225	350,003
June	272,289,112		320,075,372	592,964,484	2,503,302		2,503,302	143,338	1,441,000
July	282,889,550		322,056,448	604,945,998	954,800		954,800	251,381	349,779
August	276,083,410		324,924,058	601,007,468	981,400		981,400	6,723,313	350,664
September	298,507,762		329,328,434	627,836,196	603,485		603,485	27,528,082	132,443
October	309,158,449		332,923,456	642,081,905	740,295		740,295	19,178,631	285,828
November	316,707,562		336,285,797	652,993,359	77,499		77,499	17,423,834	105,999
December	324,020,522		338,609,534	662,630,056	122,359		122,359	6,562,650	134,768
1880—January	322,381,454		336,301,464	658,682,918	71,500		71,500	795,568	220,205
February	320,531,923		338,998,267	659,530,190	72,080		72,080	464,478	149,612
March	322,600,935		340,343,037	662,943,972	43,020		43,020	892,180	1,166,679
April	320,206,736		338,950,535	659,157,271	16,000		16,000	160,432	89,192
May	315,847,996		335,694,719	651,542,715	51,000		51,000	123,580	106,497
June	313,660,457		336,800,651	650,461,108	47,200		47,200	648,272	541,361
July	312,581,892		336,543,916	649,125,808	25,000		25,000	244,330	61,886
August	315,031,167		339,322,041	654,353,208	22,000		22,000	9,145,390	90,909
September	319,532,403		339,872,302	659,404,705	150,000		150,000	13,846,998	80,914
October	324,262,023		339,182,172	663,444,195	9,000		9,000	16,256,058	169,871
November	327,106,079		339,594,531	666,700,610	12,000		12,000	9,555,391	220,759
December	330,939,198		339,550,004	670,489,202	25,000		25,000	16,506,026	158,574
1881—January	327,499,400		337,508,713	665,008,113	15,000		15,000	4,739,902	30,415
February	324,474,415		339,097,583	663,571,998	13,750		13,750	577,478	271,379
March	325,342,818		342,732,318	668,075,136				7,169,774	160,786
April	323,753,930		346,053,838	669,812,768				15,351,980	88,593
May	319,758,711		345,820,707	665,579,418				1,315,777	614,498
June	316,476,924		349,320,733	665,797,657				322,155	616,548
July	317,056,106		351,380,525	668,436,631				750,852	112,361
August	317,360,147		353,176,365	670,536,512				5,427,196	178,648
September	319,550,884		353,854,240	673,405,124				10,660,641	148,166
October	320,399,247		355,123,453	675,522,700				8,295,490	179,941
November	320,279,938		356,953,345	677,233,283				3,059,202	97,124
December	320,688,216		356,179,777	676,867,993				2,728,173	108,084
1882—January	317,966,622		354,592,769	672,469,391	40,000		40,000	1,134,040	102,219
February	316,979,166		355,611,439	672,590,605				868,825	7,231,393
March	318,309,601		356,399,710	674,709,311				839,566	3,228,840
April	318,053,192		354,183,680	672,236,872				551,301	2,342,449
May	314,742,326		351,606,809	666,349,135				204,626	13,289,404
June	312,010,427		351,275,317	663,285,744				5,572,251	5,572,251
July	311,711,426		349,545,731	661,257,157				162,202	4,754,422
August	310,797,075		352,546,988	663,344,063				424,878	1,637,212
September	314,732,858		355,427,876	670,160,734	75,000		75,000	1,135,799	220,849
October	316,991,820		355,409,283	672,401,103				3,835,410	104,616
November	316,089,624		355,380,459	671,470,083				2,241,787	52,725
December	318,226,621		355,350,769	673,577,390				2,146,952	175,699
1883—January	313,088,779		350,824,557	663,913,336				1,309,639	34,000
February	313,936,199		353,662,570	667,598,769				291,011	745,715
March	316,802,455		354,992,868	671,795,323				3,244,859	284,180
April	315,711,393		352,203,939	667,915,332				2,311,351	2,050,215
May	313,209,191		349,095,679	662,304,870				232,015	935,106
June	310,182,177		347,855,146	658,037,323				398,246	597,149
July	309,043,370		346,770,823	655,819,193				429,754	100,870
August	308,889,250		347,887,072	656,776,322				1,977,354	132,323
September	309,486,596		346,710,404	656,197,000				2,233,272	196,345
October	309,567,979		345,100,240	654,668,219				4,261,430	132,530
November	306,806,372		343,230,410	650,036,782				4,363,818	403,368
December	307,036,767		340,993,531	648,030,298				1,003,212	436,969
1884—January	304,524,827		333,934,061	638,458,888				525,413	153,766
February	300,872,384		333,736,000	634,608,384				422,304	3,411,157

UNITED STATES NOTES, TREASURY NOTES, AND NATIONAL BANK NOTES IN CIRCULATION—UNITED STATES NOTES AND TREASURY NOTES REDEEMED IN GOLD, ETC.—Continued.

MONTH.	NOTES IN CIRCULATION.				REDEMPTIONS.			Imports of gold.	Exports of gold.
	United States notes.	Treasury notes.	National-bank notes.	Total.	United States notes.	Treasury notes.	Total.		
	Dollars.	Dollars.	Dollars.	Dollars.	Dollars.	Dollars.	Dollars.		
1884—March	300,776,364		336,173,139	636,949,503	380,000		380,000	903,201	12,224,135
April	300,915,183		332,266,201	633,181,384	30,000		30,000	3,010,429	21,047,525
May	307,949,175		332,484,730	640,433,905				1,626,531	2,711,864
June	306,497,214		329,882,621	636,379,835	180,000		180,000	2,074,599	131,105
July	303,953,026		326,536,019	630,489,045				2,283,103	159,106
August	305,837,462		324,517,896	630,355,358				2,758,300	175,619
September	310,156,143		323,964,981	634,121,124				1,477,672	77,350
October	312,738,844		322,836,117	635,574,961				2,451,402	192,533
November	314,480,333		320,254,849	634,735,182	100,000		100,000	8,192,904	443,539
December	310,181,441		318,062,338	628,243,779	120,000		120,000	2,231,799	220,557
1885—January	302,722,547		312,169,259	614,891,806	460,000		460,000	2,074,923	1,446,326
February	297,754,194		313,861,979	611,616,173	215,000		215,000	1,887,965	1,635,828
March	299,997,728		313,584,455	613,582,183	995,000		995,000	1,756,597	833,082
April	299,815,326		311,295,144	611,110,470				782,533	1,157,995
May	296,263,907		307,183,159	603,447,066				564,735	1,393,975
June	301,633,637		306,911,370	608,545,007	332,000		332,000	229,763	741,992
July	298,262,019		307,297,711	605,559,730	464,500		464,500	588,412	1,329,570
August	291,022,360		307,875,599	598,897,959	105,200		105,200	733,907	359,317
September	295,551,684		310,151,714	605,703,398	91,900		91,900	2,986,116	151,568
October	300,985,675		309,840,846	610,826,521	48,300		48,300	1,323,811	139,120
November	303,390,373		310,973,491	614,363,864	85,300		85,300	5,096,358	438,460
December	304,949,816		311,164,536	616,114,352	130,200		130,200	5,620,191	1,789,974
1886—January	298,790,627		307,049,105	605,839,732	63,500		63,500	1,705,841	2,581,674
February	299,483,724		309,039,918	608,523,642	126,200		126,200	986,384	5,654,309
March	304,466,531		311,758,186	616,224,717	647,800		647,800	840,337	9,920,761
April	309,077,242		309,430,872	618,508,114	514,600		514,600	350,751	4,812,256
May	306,436,918		306,206,015	612,642,933	1,754,100		1,754,100	248,550	7,395,039
June	305,562,699		304,476,475	610,039,174	2,832,099		2,832,099	262,691	8,380,143
July	305,636,874		302,446,129	608,083,003	1,296,339		1,296,339	532,052	1,175,311
August	299,906,369		301,371,095	601,277,464	1,446,269		1,446,269	4,958,557	130,765
September	302,456,935		300,095,048	603,451,983	239,200		239,200	4,994,609	308,360
October	308,573,711		298,116,544	606,690,255	173,200		173,200	5,412,995	264,012
November	310,107,828		296,022,243	606,130,071	146,000		146,000	9,310,607	355,245
December	317,001,690		293,559,737	610,561,427	110,200		110,200	11,655,907	305,347
1887—January	313,677,334		288,176,405	601,853,739	104,600		104,600	3,535,928	628,993
February	312,811,814		285,792,236	598,604,050	125,640		125,640	143,611	1,677,397
March	318,386,078		284,392,226	602,778,304	174,250		174,250	577,965	2,444,926
April	318,105,542		281,312,658	599,418,200	142,230		142,230	329,278	1,494,246
May	315,923,640		278,055,162	593,978,802	175,825		175,825	903,939	296,269
June	317,897,219		276,554,488	594,451,707	90,320		90,320	505,253	620,316
July	318,587,276		273,146,207	591,733,483	115,700		115,700	2,177,752	495,776
August	318,393,477		270,774,103	589,167,580	149,820		149,820	5,978,776	241,961
September	322,535,804		269,782,937	592,318,741	135,160		135,160	14,089,274	175,917
October	324,204,949		267,757,278	591,962,227	43,790		43,790	12,889,682	312,503
November	323,527,796		266,558,514	590,086,310	46,390		46,390	1,952,593	390,136
December	324,271,591		263,444,420	587,716,011	36,220		36,220	1,805,248	365,936
1888—January	318,020,547		257,920,431	575,940,978	19,250		19,250	395,471	624,290
February	313,198,929		256,097,116	569,296,045	30,924		30,924	1,014,068	1,667,018
March	313,595,393		254,673,417	568,268,810	14,021		14,021	2,270,840	2,113,510
April	307,634,402		252,434,307	560,068,709	33,950		33,950	748,164	958,087
May	300,522,816		248,878,462	549,401,278	49,371		49,371	319,279	7,876,774
June	294,282,812		245,149,720	539,432,532	13,000		13,000	293,170	3,154,276
July	291,650,276		241,234,901	532,885,177	78,990		78,990	347,046	3,829,852
August	290,455,623		238,466,870	528,922,493	69,363		69,363	207,843	191,139
September	293,322,053		237,505,695	530,827,748	22,433		22,433	1,275,356	823,425
October	298,287,696		235,090,263	533,377,959	57,071		57,071	1,222,189	686,473
November	300,118,060		232,945,416	533,063,476	30,226		30,226	1,980,847	5,376,262
December	305,555,156		229,486,146	535,041,302	51,582		51,582	908,500	7,725,351
1889—January	303,319,518		223,602,595	526,922,113	31,350		31,350	649,006	1,197,090
February	301,460,505		220,815,013	522,275,518	16,407		16,407	817,400	1,478,208
March	307,179,785		217,974,354	525,154,139	19,240		19,240	680,359	4,392,584
April	308,330,879		214,819,583	523,150,462	14,800		14,800	805,753	3,176,014
May	302,740,629		210,583,650	513,324,279	139,369		139,369	753,394	13,445,033
June	300,344,931		207,039,352	507,384,283	199,312		199,312	658,665	18,130,874

UNITED STATES NOTES, TREASURY NOTES, AND NATIONAL BANK NOTES IN CIRCULATION—UNITED STATES NOTES AND TREASURY NOTES REDEEMED IN GOLD, ETC.—Continued.

Table with columns for MONTH, NOTES IN CIRCULATION (United States notes, Treasury notes, National bank notes, Total), REDEMPTIONS (United States notes, Treasury notes, Total), Imports of gold, and Exports of gold. Rows list months from 1889 to 1894.

UNITED STATES NOTES, TREASURY NOTES, AND NATIONAL-BANK NOTES IN CIRCULATION—UNITED STATES
NOTES AND TREASURY NOTES REDEEMED IN GOLD, ETC.—Continued.

MONTH.	NOTES IN CIRCULATION.				REDEMPTIONS.			Imports of gold.	Exports of gold.
	United States notes.	Treasury notes.	National-bank notes.	Total.	United States notes.	Treasury notes.	Total.		
	Dollars.	Dollars.	Dollars.	Dollars.	Dollars.	Dollars.	Dollars.	Dollars.	Dollars.
1894—November.....	276,910,489	124,574,906	202,517,054	604,002,449	7,085,133	714,614	7,799,747	1,935,601	423,213
December.....	264,761,858	122,453,781	201,845,738	589,061,377	30,819,622	1,087,599	31,907,221	377,950	9,802,389
1895—January.....	256,999,343	117,180,225	198,964,396	573,143,964	43,415,283	1,702,455	45,117,738	1,231,339	25,929,828
February.....	261,983,258	114,249,700	199,889,858	576,127,316	4,784,907	776,045	5,560,952	5,632,197	1,565,194
March.....	256,935,759	121,457,600	203,091,318	581,484,677	809,495	279,590	1,089,085	7,240,384	3,126,094
April.....	267,393,905	121,840,500	204,760,225	593,994,630	733,525	284,046	1,017,571	4,923,371	2,893,610
May.....	266,938,032	117,954,807	206,579,490	591,472,329	734,747	431,745	1,166,492	4,856,264	1,585,071
June.....	265,109,456	115,978,708	207,047,546	588,135,710	644,621	401,575	1,046,196	2,095,391	131,641
July.....	271,349,327	114,004,381	205,729,557	591,083,265	3,122,620	704,175	3,826,795	571,451	3,867,618
August.....	247,536,753	109,436,662	204,738,609	561,712,024	16,218,815	345,252	16,564,067	1,534,086	16,667,261
September.....	240,364,416	107,035,426	206,833,159	554,233,001	17,119,814	257,670	17,377,484	749,456	17,424,065
October.....	238,986,280	114,526,669	207,364,028	560,876,977	1,849,018	317,865	2,166,883	1,797,040	1,873,897
November.....	234,912,497	115,260,322	207,568,852	557,741,671	15,616,190	418,400	16,034,590	591,309	14,059,497
December.....	230,855,873	115,726,769	206,653,836	553,236,478	19,787,951	424,744	20,212,695	1,310,448	15,481,347
1896—January.....	245,745,840	110,221,185	203,086,897	559,053,922	15,686,024	762,484	16,448,508	10,367,940	10,566,526
February.....	240,458,573	106,074,550	208,551,379	555,084,502	21,080,551	656,325	21,736,876	11,559,089	2,183,700
March.....	232,288,482	103,728,966	214,205,029	550,222,477	6,381,296	475,250	6,856,546	677,733	384,080
April.....	237,349,381	100,921,025	216,802,179	554,872,585	6,754,718	375,900	7,130,618	1,119,768	3,782,266
May.....	225,562,755	98,080,506	215,285,550	538,928,811	21,726,600	312,947	22,039,547	604,498	19,103,913
June.....	225,451,358	95,217,361	215,331,927	536,000,646	7,963,994	297,353	8,261,347	837,669	6,915,066
July.....	237,410,538	93,948,532	214,096,620	545,455,690	16,275,406	1,009,672	17,285,078	1,505,928	11,908,141
August.....	231,964,734	91,262,524	215,798,526	539,025,784	11,388,806	980,919	12,369,725	4,057,101	1,970,194
September.....	249,547,300	88,964,047	220,804,863	559,310,210	3,436,733	1,224,713	4,661,446	34,159,130	61,050
October.....	256,950,326	83,959,704	222,002,576	562,912,666	9,906,832	2,167,003	12,073,835	27,961,083	343,168
November.....	274,705,483	80,147,901	222,335,419	577,188,803	3,137,149	925,261	4,062,410	7,344,228	423,399
December.....	261,367,758	84,171,221	221,384,148	566,923,127	858,444	273,402	1,131,846	2,567,115	405,856
1897—January.....	258,486,236	82,733,382	217,766,273	568,985,891	594,412	351,656	946,068	556,621	371,944
February.....	260,734,616	85,546,621	219,230,343	565,511,580	521,355	402,769	924,124	544,700	336,697
March.....	248,513,640	90,244,810	222,420,183	561,178,633	679,382	569,947	1,249,329	884,166	572,068
April.....	247,738,136	92,253,627	224,211,934	564,203,697	6,934,575	567,493	7,502,068	619,452	6,629,406
May.....	248,848,703	80,641,406	224,768,143	569,256,252	8,044,965	837,635	8,882,600	561,666	9,467,211
June.....	248,583,578	83,905,197	226,410,767	558,899,542	6,594,864	518,581	7,113,445	650,343	7,625,078
July.....	252,389,952	81,563,887	225,155,465	559,109,304	5,072,208	202,935	5,275,143	592,197	5,460,119
August.....	254,432,314	83,145,312	226,075,827	563,653,453	2,875,606	240,670	3,116,276	4,374,175	1,983,588
September.....	251,795,544	89,316,063	226,464,135	568,075,742	2,598,140	144,033	2,742,173	4,289,423	142,922

UNITED STATES NOTES AND TREASURY NOTES REDEEMED IN GOLD, AND IMPORTS AND EXPORTS OF GOLD, DURING EACH FISCAL YEAR, FROM JANUARY 1, 1879.

FISCAL YEAR.	United States notes.	Treasury notes.	Total.	Imports of gold.	Exports of gold.
	<i>Dollars.</i>	<i>Dollars.</i>	<i>Dollars.</i>	<i>Dollars.</i>	<i>Dollars.</i>
1879 (6 months).....	7,976,698	7,976,698	1,100,050	2,755,967
1880.....	3,780,638	3,780,638	80,758,396	3,639,025
1881.....	271,750	271,750	100,031,259	2,565,132
1882.....	40,000	40,000	34,377,054	22,587,880
1883.....	75,000	75,000	17,734,149	11,600,888
1884.....	590,000	590,000	22,831,317	41,081,957
1885.....	2,222,000	2,222,000	26,691,696	8,477,892
1886.....	6,863,699	6,863,699	20,743,349	42,952,191
1887.....	4,224,073	4,224,073	42,910,601	9,701,187
1888.....	692,596	692,596	43,934,317	18,376,234
1889.....	730,143	730,143	10,284,858	59,952,285
1890.....	732,386	732,386	12,043,342	17,274,491
1891.....	5,986,070	5,986,070	18,232,567	86,362,054
1892.....	5,352,243	3,773,600	9,125,843	49,699,454	50,195,327
1893.....	55,319,125	46,781,220	102,100,345	21,174,381	108,680,844
1894.....	68,242,408	16,599,742	84,842,150	72,449,119	76,978,061
1895.....	109,783,800	7,570,398	117,354,198	35,146,734	66,131,183
1896.....	153,307,591	5,348,365	158,655,956	31,720,487	112,309,136
1897.....	68,372,923	9,828,991	78,201,914	81,411,533	40,114,722
1898 (3 months).....	10,545,954	587,638	11,133,592	9,255,705	7,586,629
Total.....	505,109,097	90,489,954	595,599,051	733,430,458	799,323,685

TREASURY NOTES OF 1890 ISSUED, RETIRED BY REDEMPTION IN SILVER DOLLARS, AND OUTSTANDING, TOGETHER WITH THE SILVER IN THE TREASURY PURCHASED BY SUCH NOTES, FOR EACH MONTH, FROM AUGUST, 1890.

MONTH.	Issued.	Retired by redemption.	Outstanding.	Bullion in Treasury.	Dollars in Treasury.
	<i>Dollars.</i>	<i>Dollars.</i>	<i>Dollars.</i>	<i>Dollars.</i>	<i>Dollars.</i>
1890—August.....	3,609,000	3,609,000	2,029,000	1,580,000
September.....	4,460,000	8,069,000	4,278,113	3,790,887
October.....	5,880,000	13,949,000	10,470,076	3,478,924
November.....	5,309,800	19,258,800	13,101,676	6,157,124
December.....	4,831,700	24,090,500	14,124,934	9,965,566
1891—January.....	4,713,500	28,804,000	14,974,796	13,829,204
February.....	4,346,700	33,150,700	16,854,679	16,296,021
March.....	3,942,500	37,093,200	20,211,441	16,881,759
April.....	4,638,000	41,731,200	22,139,770	19,591,430
May.....	3,946,147	45,677,347	23,759,733	21,917,614
June.....	4,551,070	50,228,417	26,436,577	23,791,840
July.....	4,765,618	54,994,035	32,090,570	22,903,465
August.....	4,692,000	59,686,035	36,635,860	23,050,175
September.....	4,565,095	64,251,130	41,107,368	23,143,762
October.....	4,474,140	68,725,270	45,415,416	23,309,854
November.....	4,234,382	72,959,652	49,407,537	23,552,115
December.....	4,367,450	77,327,102	53,568,583	23,758,519
1892—January.....	4,225,898	81,553,000	57,546,991	24,006,009
February.....	3,683,212	85,236,212	60,889,156	24,347,056
March.....	4,365,986	89,602,198	65,202,103	24,400,095
April.....	3,626,492	93,228,690	68,388,595	24,840,095
May.....	4,163,296	97,391,986	71,971,891	25,420,095
June.....	4,320,085	101,712,071	76,213,601	25,498,479
July.....	3,854,099	105,566,170	80,058,809	25,507,361
August.....	3,816,467	109,382,637	83,037,276	26,345,361
September.....	3,101,698	112,484,335	85,548,874	26,935,461
October.....	4,126,898	116,611,233	88,919,772	27,691,461
November.....	4,185,480	120,796,713	92,541,252	28,255,461
December.....	3,948,910	124,745,623	96,279,162	28,466,461
1893—January.....	3,200,866	127,946,489	98,806,908	29,139,581
February.....	3,921,364	131,867,853	102,491,392	29,376,461
March.....	3,622,295	135,490,148	106,219,687	29,270,461
April.....	3,579,630	139,069,778	109,814,857	29,254,921

TREASURY NOTES OF 1890 ISSUED, RETIRED BY REDEMPTION IN SILVER DOLLARS, AND OUTSTANDING, TOGETHER WITH THE SILVER IN THE TREASURY PURCHASED BY SUCH NOTES, ETC.—Continued.

MONTH.	Issued.	Retired by redemption.	Outstanding.	Bullion in Treasury.	Dollars in Treasury.
	Dollars.	Dollars.	Dollars.	Dollars.	Dollars.
1893—May	4,120,096		143,189,874	113,781,413	20,408,461
June	4,000,353		147,190,227	117,784,621	29,455,606
July	1,096,121		148,286,348	118,830,742	29,455,606
August	2,868,877	1,273,267	149,881,958	121,749,619	28,132,339
September	1,982,616	545,534	151,319,040	123,787,758	27,531,282
October	1,909,481	493,333	152,735,188	125,797,838	26,937,350
November	883,630	165,239	156,453,629	126,816,864	26,636,765
December		293,473	153,160,151	126,758,403	26,401,743
1894—January		89,243	153,070,908	126,756,175	26,314,733
February		69,724	153,001,184	126,758,196	26,242,988
March		100,867	152,900,317	126,737,765	26,142,552
April		87,245	152,813,072	126,757,765	26,055,307
May		133,330	152,679,742	126,757,765	25,921,977
June		95,325	152,584,417	126,757,586	25,826,831
July		137,291	152,447,126	126,586,599	25,800,527
August		295,757	152,151,369	125,883,926	26,267,443
September		542,102	151,609,267	125,479,635	26,129,632
October		468,699	151,140,568	124,619,635	26,520,933
November		161,498	150,979,070	124,739,421	26,239,649
December		155,339	150,823,731	124,450,023	26,373,708
1895—January		72,190	150,751,541	124,291,481	26,460,060
February		46,384	150,705,157	124,052,481	26,652,676
March		375,068	150,330,089	124,187,305	26,142,784
April		745,618	149,584,471	123,987,305	25,597,166
May		1,540,191	148,044,280	123,920,712	24,123,563
June		1,955,880	146,088,400	123,858,712	22,220,688
July		598,120	145,490,280	124,001,762	21,488,518
August		995,000	144,495,280	124,001,762	20,493,518
September		829,000	143,666,280	124,001,672	19,664,608
October		2,574,000	141,092,280	124,001,672	17,090,608
November		1,509,000	139,583,280	124,001,672	15,581,608
December		1,812,000	137,771,280	124,001,672	13,769,608
1896—January		447,000	137,324,280	124,001,352	13,322,928
February		605,000	136,719,280	122,571,352	14,147,928
March		638,000	136,081,280	121,649,235	14,432,045
April		3,012,000	133,069,280	120,351,847	12,717,433
May		1,684,000	131,385,280	119,455,286	11,929,994
June		1,702,000	129,683,280	118,385,698	11,297,582
July		1,340,000	128,343,280	118,184,676	10,158,604
August		1,602,000	126,741,280	116,210,491	10,530,789
September		1,737,000	125,004,280	114,208,518	10,795,762
October		1,775,000	123,229,280	112,309,846	10,919,434
November		1,552,000	121,677,280	111,366,390	10,310,890
December		1,861,000	119,816,280	110,031,784	9,784,496
1897—January		1,418,000	118,398,280	108,898,116	9,500,164
February		848,000	117,550,280	108,100,232	9,450,048
March		419,000	117,131,280	107,035,303	10,095,977
April		435,000	116,696,280	106,144,777	10,551,503
May		914,000	115,782,280	105,184,251	10,598,029
June		915,000	114,867,280	103,800,623	11,066,657
July		953,000	113,914,280	104,261,076	9,653,204
August		1,242,000	112,672,280	104,261,076	8,411,204
September		1,338,000	111,334,280	104,201,026	7,133,254
Total	155,931,002	44,596,722			

ESTIMATED STOCK OF ALL KINDS OF MONEY, GENERAL DISTRIBUTION OF THE STOCK OF MONEY, AS BETWEEN THE TREASURY AND THE CIRCULATION, ETC.—Continued.

MONTH.	ESTIMATED STOCK OF MONEY.				DISTRIBUTION.				
	Gold.	Silver.	Notes.	Certificates.	Belonging to Treasury.	On deposit in Treasury.	Total in Treasury.	In circulation.	Aggregate.
	Dollars.	Dollars.	Dollars.	Dollars.	Dollars.	Dollars.	Dollars.	Dollars.	Dollars.
1894—May	644,866,968	622,091,895	706,605,777	468,448,703	145,215,497	621,128,445	766,343,942	1,675,669,401	2,442,013,343
June	629,091,424	622,723,430	706,618,677	462,771,403	141,787,882	615,355,820	757,143,702	1,664,061,232	2,421,204,934
July	620,026,413	623,091,024	706,667,208	464,525,203	139,763,280	616,972,329	756,735,609	1,657,574,239	2,414,309,848
August	618,293,455	623,126,683	706,424,600	463,199,203	149,021,888	615,350,572	764,372,460	1,646,671,481	2,411,043,941
September	623,792,004	622,335,364	705,854,741	460,827,203	145,333,860	612,436,470	757,770,330	1,655,038,982	2,412,809,312
October	625,795,276	622,705,383	705,386,674	456,345,853	130,653,343	607,486,421	738,139,764	1,672,093,422	2,410,233,186
November	630,139,655	623,859,290	704,346,423	455,291,773	170,139,847	606,270,843	776,410,690	1,637,226,451	2,413,637,141
December	625,107,730	624,596,632	704,110,457	439,310,373	176,422,466	590,134,104	766,556,570	1,626,568,622	2,393,125,192
1895—January	603,543,187	624,671,443	702,730,128	428,026,373	166,535,702	573,777,914	745,313,616	1,613,657,515	2,358,971,131
February	607,161,380	624,449,865	702,529,674	422,050,373	208,801,355	572,755,530	781,556,885	1,574,534,557	2,356,091,442
March	618,980,395	624,050,783	704,452,316	417,614,353	213,068,981	567,944,442	781,013,423	1,584,184,424	2,365,197,847
April	623,109,679	623,880,293	705,985,337	417,104,153	203,956,684	566,688,624	770,645,308	1,599,434,154	2,370,079,462
May	631,461,408	624,181,708	706,204,012	425,322,463	207,623,292	573,366,743	780,990,035	1,606,179,556	2,387,169,591
June	636,168,989	624,541,631	704,460,451	433,119,463	214,950,703	579,207,863	794,158,566	1,604,131,968	2,398,290,534
July	641,132,676	625,025,364	703,543,341	436,309,413	209,677,315	581,799,693	791,477,008	1,614,533,786	2,406,010,794
August	629,198,579	624,122,346	703,515,496	457,899,413	208,758,113	602,384,693	811,142,606	1,603,583,028	2,414,725,834
September	613,441,575	624,233,595	703,199,230	456,561,413	211,614,611	600,227,693	811,842,304	1,585,593,509	2,397,435,813
October	618,542,432	625,269,990	701,660,926	450,010,393	205,521,752	591,102,673	796,624,425	1,598,859,316	2,395,483,741
November	609,820,049	626,341,574	700,224,894	443,404,393	202,607,758	582,987,673	785,595,431	1,594,195,479	2,379,790,910
December	597,927,254	625,084,167	698,169,269	430,252,393	204,202,686	568,023,673	772,226,359	1,579,206,724	2,351,433,083
1896—January	598,956,043	626,438,630	697,501,843	425,218,493	195,851,629	562,542,773	758,394,402	1,589,720,607	2,348,115,009
February	612,989,590	626,525,462	700,582,213	421,831,993	274,635,928	558,551,273	833,187,201	1,528,742,057	2,361,929,258
March	617,797,966	626,693,799	704,078,323	426,827,973	283,859,345	562,909,253	846,768,598	1,528,629,463	2,375,398,061
April	622,672,115	626,677,986	703,939,633	427,524,973	280,213,372	560,594,253	840,807,625	1,540,007,082	2,380,814,707
May	607,183,582	626,279,881	703,354,231	424,261,693	283,842,131	555,646,973	839,489,104	1,521,584,283	2,361,073,387
June	600,148,847	625,574,517	702,364,843	417,427,693	288,679,727	547,110,973	835,790,700	1,509,725,200	2,345,515,900
July	595,306,169	626,273,505	701,054,338	426,869,693	279,387,590	555,212,973	834,600,503	1,514,903,142	2,349,503,705
August	603,821,169	626,793,049	703,036,192	436,915,693	267,739,496	563,656,973	831,396,469	1,539,169,634	2,370,566,103
September	641,542,801	627,386,321	705,324,653	439,520,043	266,947,206	564,524,323	831,471,529	1,582,302,289	2,413,773,818
October	671,664,812	628,421,280	704,894,740	441,111,643	254,695,933	564,340,923	819,036,861	1,627,055,614	2,446,092,475
November	686,256,984	629,407,641	703,757,186	445,846,643	251,299,785	567,523,923	818,823,708	1,646,444,740	2,465,268,454
December	692,947,212	630,299,390	702,160,414	460,993,293	255,367,336	580,809,573	836,176,909	1,650,223,400	2,486,400,309
1897—January	697,855,251	630,986,855	700,173,958	477,577,293	244,640,096	595,975,573	840,015,669	1,665,977,688	2,506,593,357
February	702,521,724	631,747,623	698,467,623	489,427,293	239,491,737	606,977,573	846,469,310	1,675,694,953	2,522,164,263
March	706,368,560	631,802,024	697,607,437	490,571,193	249,646,047	607,702,473	857,348,520	1,669,000,694	2,526,349,214
April	708,084,485	632,450,262	696,265,280	488,411,193	253,543,364	605,107,473	858,650,837	1,666,560,383	2,525,211,220
May	701,929,314	633,079,041	694,339,137	479,753,673	253,831,317	595,535,953	849,367,270	1,659,733,895	2,509,101,165
June	697,223,332	632,023,665	692,989,982	476,011,673	261,341,453	590,878,953	852,220,406	1,646,028,246	2,498,243,652
July	697,118,880	632,521,144	691,439,552	474,599,673	260,694,157	588,513,953	849,208,110	1,646,471,139	2,495,679,249
August	703,082,723	631,890,442	689,946,970	481,289,673	246,067,762	593,961,953	840,029,715	1,665,680,098	2,505,709,813
September	712,660,417	631,803,932	688,294,266	477,736,673	242,583,797	589,070,953	831,654,750	1,678,840,538	2,510,495,288

ESTIMATED AMOUNT OF GOLD AND SILVER IN CIRCULATION, GOLD CERTIFICATES, SILVER CERTIFICATES, AND CURRENCY CERTIFICATES OUTSTANDING AT THE END OF EACH MONTH, FROM JUNE, 1878.

Table with columns: MONTH, COIN IN CIRCULATION (Gold coin, Silver dollars, Fractional silver coin, Total silver), and CERTIFICATES OUTSTANDING (Gold certificates, Silver certificates, Currency certificates, Total). Rows list months from 1878-June to 1883-August.

ESTIMATED AMOUNT OF GOLD AND SILVER IN CIRCULATION, GOLD CERTIFICATES, SILVER CERTIFICATES,
AND CURRENCY CERTIFICATES OUTSTANDING AT THE END OF EACH MONTH, ETC.—Continued.

MONTH.	COIN IN CIRCULATION.				CERTIFICATES OUTSTANDING.			
	Gold coin.	Silver dollars.	Fractional silver coin.	Total silver.	Gold certificates.	Silver certificates.	Currency certificates.	Total.
	Dollars.	Dollars.	Dollars.	Dollars.	Dollars.	Dollars.	Dollars.	Dollars.
1894—May	496,799,152	51,932,691	57,944,250	109,886,941	69,416,199	330,662,504	59,370,000	468,448,703
June	497,873,990	51,191,377	58,233,344	109,424,741	66,387,899	337,148,504	59,235,000	462,771,403
July	499,103,577	50,959,540	58,250,802	109,210,342	66,050,699	336,519,504	61,955,000	464,525,203
August	497,407,586	51,512,484	58,446,869	109,959,353	65,703,699	338,710,504	58,785,000	463,199,203
September	500,126,248	54,276,243	58,244,768	112,521,011	64,845,699	339,676,504	56,305,000	460,827,203
October	500,181,380	56,443,670	60,242,999	116,686,669	64,308,349	337,712,504	54,325,000	458,345,853
November	465,783,187	57,449,865	61,606,967	119,056,832	59,677,269	337,629,504	57,985,000	455,291,773
December	485,501,376	57,889,090	62,672,086	120,561,176	53,420,869	336,924,504	48,965,000	439,310,373
1895—January	506,189,411	55,873,630	61,710,429	117,584,059	52,984,869	333,796,504	41,245,000	428,020,373
February	468,568,100	54,649,300	60,940,597	115,589,957	51,587,869	333,107,504	37,355,000	422,050,373
March	479,493,899	53,917,857	59,873,046	113,790,903	48,927,849	331,121,504	37,565,000	417,614,353
April	483,111,525	53,413,709	59,652,010	113,066,719	48,814,649	330,914,504	37,375,000	417,310,153
May	483,770,430	52,812,570	59,786,487	112,599,057	48,641,959	328,245,504	48,495,000	425,322,463
June	480,275,037	51,983,162	60,219,718	112,202,880	48,469,959	328,894,504	55,755,000	433,119,463
July	485,778,610	51,746,706	60,532,508	112,279,214	48,336,909	330,932,504	57,040,000	436,369,413
August	479,787,653	52,584,843	60,090,158	112,675,001	49,290,909	331,513,504	77,085,000	457,589,413
September	469,884,062	55,146,527	61,409,543	116,556,070	50,748,909	333,297,504	67,515,000	456,561,413
October	475,181,593	53,354,092	63,832,759	122,166,851	50,585,889	342,409,504	57,015,000	450,010,393
November	480,252,104	58,760,713	65,416,119	124,176,832	50,341,889	344,327,504	48,735,000	443,404,393
December	484,728,547	59,265,927	64,417,685	123,623,612	50,099,889	345,702,504	34,450,000	430,252,393
1896—January	499,262,686	56,029,676	64,387,135	121,016,811	49,978,989	345,994,504	29,245,000	426,218,493
February	445,233,591	55,515,941	63,744,061	119,260,002	44,384,489	344,377,504	33,070,000	421,831,993
March	445,912,256	54,792,752	62,970,303	117,763,055	43,822,469	348,325,504	34,680,000	426,827,973
April	454,225,656	53,602,362	62,489,507	116,091,869	43,817,469	350,412,504	33,295,000	427,524,973
May	455,876,439	52,717,417	61,356,627	114,074,044	43,649,189	346,942,504	33,670,000	424,261,693
June	456,128,483	52,175,998	59,999,805	112,175,893	42,818,189	342,619,504	31,990,000	417,427,633
July	445,293,944	51,999,797	58,663,561	111,663,358	40,687,189	344,032,504	42,150,000	426,839,693
August	463,995,969	53,445,881	59,699,467	113,145,348	40,486,189	357,204,504	39,225,000	436,915,633
September	478,771,490	56,518,178	60,228,298	116,741,476	40,328,539	364,476,504	34,715,000	439,520,033
October	516,340,979	58,190,802	61,171,736	119,362,538	39,588,139	366,463,504	35,060,000	441,111,633
November	516,729,882	58,493,845	61,233,346	119,727,191	39,433,139	367,903,504	38,510,000	445,846,643
December	517,743,229	58,581,819	62,101,986	120,683,805	39,279,789	370,883,504	50,830,000	460,993,283
1897—January	515,468,129	56,361,136	60,889,370	117,250,506	39,046,789	373,015,504	65,515,000	477,577,283
February	516,315,696	55,378,762	60,709,595	116,088,357	39,046,789	373,585,504	76,795,000	489,427,298
March	517,125,757	54,507,319	60,246,493	114,753,812	38,939,689	376,561,504	75,070,000	460,571,183
April	517,321,596	53,776,448	60,177,704	113,954,152	38,939,689	377,531,504	71,940,000	488,411,183
May	520,221,923	53,007,095	60,306,088	113,314,083	38,843,169	374,345,504	66,565,000	479,753,673
June	519,146,675	52,001,202	59,228,540	111,229,742	38,782,169	375,479,504	61,750,000	476,011,673
July	519,074,302	51,655,722	59,131,282	110,787,004	38,700,169	372,404,504	63,495,000	474,599,673
August	521,848,563	53,085,664	58,936,292	112,021,956	38,527,169	379,112,504	63,650,000	481,289,673
September	528,098,753	57,145,770	61,176,415	118,322,185	38,434,169	385,152,504	54,150,000	477,736,673

Worthington C. Ford

Chief of Bureau.

TREASURY DEPARTMENT,
Bureau of Statistics.

