

IRF-PAI Training Manual

Revised 01/16/02

Copyright ©2001, 2002 UB Foundation Activities, Inc. (UBFA, Inc.) for compilation rights; no copyrights claimed in U.S. Government works included in Section I, portions of Section IV, Appendices I and K, and portions of Appendices B, C, E, G, H and J. All other copyrights are reserved to their respective owners. Copyright ©1993-2001 UB Foundation Activities, Inc. for the FIM Data Set, Measurement Scale, Impairment Codes, and refinements thereto for the IRF-PAI, and for the Guide for the Uniform Data Set for Medical Rehabilitation, as incorporated or referenced herein. The FIM mark is owned by UBFA, Inc.

TABLE OF CONTENTS

	Page
Acknowledgements	v
Section I: Introduction and Background Information	I - 1
Section II: Item-by-Item IRF-PAI Coding Instructions	
Item Completion	II - 1
Assessment, Encoding and Data Transmission Schedules	II - 2
Identification Information	II - 3
Admission Information	II - 4
Payer Information	II - 8
Medical Information	II - 9
Medical Needs	II - 16
Function Modifiers	II - 17
FIM™ Instrument	II - 22
Discharge Information	II - 22
Quality Indicators	II - 26
Section III: The FIM™ Instrument: Underlying Principles for Use of the FIM Instrument	
Procedures for Scoring the FIM™ Instrument	III - 3
Overview for Use of Code 0 - Activity Does not Occur	III - 6
Description of the Levels of Function and Their Scores	III - 7
Eating	III - 9
Grooming	III - 11
Bathing	III - 13
Dressing - Upper Body	III - 15
Dressing - Lower Body	III - 17
Toileting	III - 19
Bladder Management	III - 21
Bowel Management	III - 25
Transfers: Bed, Chair, Wheelchair	III - 29
Transfers: Toilet	III - 31
Transfers: Tub, Shower	III - 33
Locomotion: Walk, Wheelchair	III - 37
Locomotion: Stairs	III - 41
Comprehension	III - 43
Expression	III - 45
Social Interaction	III - 47
Problem Solving	III - 49
Memory	III - 51

Copyright ©2001,2002 UB Foundation Activities, Inc. (UBFA, Inc.) for compilation rights; no copyrights claimed in U.S. Government works included in Section I, portions of Section IV, Appendices I and K, and portions of Appendices B, C, E, G, H and J. All other copyrights are reserved to their respective owners. Copyright ©1993-2001 UB Foundation Activities, Inc. for the FIM Data Set, Measurement Scale, Impairment Codes, and refinements thereto for the IRF-PAI, and for the Guide for the Uniform Data Set for Medical Rehabilitation, as incorporated or referenced herein. The FIM mark is owned by UBFA, Inc.

Table of Contents, Continued	Page
Section IV: Medical Needs / Quality Indicators	
Medical Needs	IV - 1
Quality Indicators	IV - 2
Appendix A: Impairment Group Codes	A - 1
Appendix B: ICD-9-CM Codes Related to Specific Impairment Groups	B - 1
Appendix C: List of Comorbidities from Final Rule That May Affect Payment	C - 1
Appendix D: Sample Case Studies	
Practice Case Study #1	D - 1
Answers and Rationale for Practice Case Study # 1	D - 6
Practice Case Study #2	D - 8
Answers and Rationale for Practice Case Study # 2	D - 13
Appendix E: IRF-PAI Coding Form	E - 1
Appendix F: Selected FIM™ instrument, FRG and CMG References	F - 1
Appendix G: Glossary	G - 1
Appendix H: General Questions about the FIM™ instrument	
General Questions	H - 1
Eating	H - 5
Grooming	H - 7
Bathing	H - 8
Dressing - Upper Body	H - 10
Dressing - Lower Body	H - 14
Toileting	H - 17
Bladder Management	H - 18
Bowel Management	H - 22
Transfers: Bed, Chair, Wheelchair	H - 24
Transfers: Toilet	H - 26
Transfers: Tub, Shower	H - 28
Locomotion: Walk, Wheelchair	H - 29
Locomotion: Stairs	H - 31
Comprehension	H - 33
Expression	H - 35
Social Interaction	H - 36
Problem Solving	H - 37

Copyright ©2001,2002 UB Foundation Activities, Inc. (UBFA, Inc.) for compilation rights; no copyrights claimed in U.S. Government works included in Section I, portions of Section IV, Appendices I and K, and portions of Appendices B, C, E, G, H and J. All other copyrights are reserved to their respective owners. Copyright ©1993-2001 UB Foundation Activities, Inc. for the FIM Data Set, Measurement Scale, Impairment Codes, and refinements thereto for the IRF-PAI, and for the Guide for the Uniform Data Set for Medical Rehabilitation, as incorporated or referenced herein. The FIM mark is owned by UBFA, Inc.

Table of Contents, Continued	Page
Memory	H - 38
Appendix I: CMS Data Flow	I - 1
Appendix J: Relative Weights for Case Mix Groups (CMGs)	J - 1
Appendix K: Patient Privacy and Privacy Rights Under the Inpatient Rehabilitation Facility Prospective Payment System (IRF PPS)	K - 1

Acknowledgments

Development of this document has been an iterative process, reflecting the cumulative input of a large number of individuals from both within and outside of the field of medical rehabilitation. It would be impossible to name all those who contributed to the ideas expressed here, but certain individuals should be acknowledged for their significant contribution.

Dr. Carl Granger is a pioneer in the scientific application of functional assessment and functional outcomes, and provided leadership in the development of The FIM SystemSM and the related *Guide for the Uniform Data Set for Medical Rehabilitation*. The UDSMR Guide, Version 5.1 (1997) formed the basis for much of the clinical content in the current document, and Dr. Granger's clinical insight and wisdom contributed greatly towards easing the transition to the IRF-PAI.

Grace Carter and her colleagues at RAND deserve thanks and recognition for the thoroughness and competence with which they carried out analyses of the FIMTM instrument and MedPAR data, and for translating those analyses into recommendations which helped to shape the IRF PPS, the IRF-PAI and this training manual. Many of the tables included in the Appendices of this document were taken directly from work performed by Dr. Carter and her colleagues.

Carolyn Rimes, who is the Project Officer at the Centers for Medicare and Medicare Services (CMS) for the development and implementation of the Inpatient Rehabilitation Facility Prospective Payment System, has worked tirelessly to shepherd

Copyright ©2001,2002 UB Foundation Activities, Inc. (UBFA, Inc.) for compilation rights; no copyrights claimed in U.S. Government works included in Section I, portions of Section IV, Appendices I and K, and portions of Appendices B, C, E, G, H and J. All other copyrights are reserved to their respective owners. Copyright ©1993-2001 UB Foundation Activities, Inc. for the FIM Data Set, Measurement Scale, Impairment Codes, and refinements thereto for the IRF-PAI, and for the Guide for the Uniform Data Set for Medical Rehabilitation, as incorporated or referenced herein. The FIM mark is owned by UBFA, Inc.

the process of taking a well-known clinical tool and making it the basis of a national prospective payment system. Her global perspective, clarity of thought, and emphasis on the importance of the research findings has ensured that the system will be of the highest quality. Other CMS staff who provided support at many levels in the development of this document includes Pete Diaz, Laurie Feinberg, Lisa Hines, Nora Hoban, and Robert Kuhl. We thank them for their contribution.

Joan Buchanan and her colleagues at Harvard University and Boston University deserve thanks for their research on the reliability of the FIM instrument and the relationship between the FIM instrument and the MDS-PAC.

Dr. Margaret Stineman deserves credit for her early work on the development of a FIM-based classification system, and for her contribution to refinement of the impairment groups and comorbid conditions.

Many of the staff at UDSMR have worked to ensure that this manual is both correct and complete, and deserve our thanks. Particular mention should be made of those individuals from UDSMR who had primary roles in the development and implementation of both the IRF-PAI manual and the associated national training sessions, including Joyce Santora, Anne Deutsch, Carol Russell, Carole Stickels, and Terrie Black. In addition, the UDSMR-affiliated FIM trainers deserve special credit for their role in both the national training sessions and in providing feedback from the field that helped to focus this document. They are: Cheryl Bartlett, Christina Binn, Margaret Dougherty, Donna Elsenheimer, Pamela Hentschke, Judy Mitchell, Kathy Nyquist, Pam Roberts and Susan Wise. Richard Linn deserves credit for leading the project team at UDSMR and for

Copyright ©2001,2002 UB Foundation Activities, Inc. (UBFA, Inc.) for compilation rights; no copyrights claimed in U.S. Government works included in Section I, portions of Section IV, Appendices I and K, and portions of Appendices B, C, E, G, H and J. All other copyrights are reserved to their respective owners. Copyright ©1993-2001 UB Foundation Activities, Inc. for the FIM Data Set, Measurement Scale, Impairment Codes, and refinements thereto for the IRF-PAI, and for the Guide for the Uniform Data Set for Medical Rehabilitation, as incorporated or referenced herein. The FIM mark is owned by UBFA, Inc.

his role as liaison to CMS and Aspen. Pawel Wieczorek provided valuable technical support in the creation of this document.

Dale Kasab and Laurie Havens of Aspen Systems, Inc., deserve thanks for their project leadership related to the planning and implementation of the IRF-PAI national training sessions, as well as their role in developing and monitoring the activity of the IRF-PAI help desk.

The contribution of Pat Trela should be acknowledged, as she has provided very valuable insight and experience with respect to the intricacies of ICD-9-CM coding.

The developers of the PUSH scale deserve credit for allowing their tool to be included in the IRF-PAI and this document.

Lastly, this document would not be complete without acknowledgment of the significant contribution that has been made by the providers of inpatient rehabilitation services. These clinicians, administrators and support staff serve a noble mission, have validated the idea that measuring function is important, and have graciously provided valuable feedback regarding the feasibility of the application of the IRF-PAI and FIMTM instrument in the IRF prospective payment system.

SECTION I

INTRODUCTION AND BACKGROUND INFORMATION

The purpose of this manual is to guide the user to complete the Inpatient Rehabilitation Facility - Patient Assessment Instrument (IRF-PAI), which is required by the Centers for Medicare and Medicaid Services (CMS) as part of the Inpatient Rehabilitation Facility Prospective Payment System (IRF PPS). The IRF-PAI is used to gather data to determine the payment for each Medicare Part A fee-for-service patient admitted to an inpatient rehabilitation unit or hospital. This instrument will be completed for every Medicare Part A fee-for-service patient discharged on or after the IRF PPS implementation date of January 1, 2002.

Background Information:

- Medicare statute was originally enacted in 1965 providing for payment for hospital inpatient services based on the reasonable costs incurred to Medicare beneficiaries.
- The statute was amended in 1982 by the Tax Equity and Fiscal Responsibility Act (TEFRA), which limited payment by placing a limit on deliverable costs per discharge.
- Social Security Amendments of 1983 established a Medicare prospective payment system for the operating costs of a hospital stay based on Diagnostic Related Groups (DRGs).
 - The following hospitals and hospital units are excluded from inpatient hospital DRG-based PPS:
 - Children's Hospitals
 - Psychiatric Hospitals
 - Long-term Hospitals
 - Rehabilitation Hospitals
 - Distinct part Psychiatric and Rehabilitation units of general acute care hospitals that are subject to PPS; and
 - Cancer Hospitals
- TEFRA remained the payment system for inpatient rehabilitation hospitals and distinct part rehabilitation units from 1982 - 2001. TEFRA payments are based upon costs during a base period, which resulted in inequities in payment between older and newer facilities.
- DRG exclusion criteria for rehabilitation facilities state:

Copyright ©2001,2002 UB Foundation Activities, Inc. (UBFA, Inc.) for compilation rights; no copyrights claimed in U.S. Government works included in Section I, portions of Section IV, Appendices I and K, and portions of Appendices B, C, E, G, H and J. All other copyrights are reserved to their respective owners. Copyright ©1993-2001 UB Foundation Activities, Inc. for the FIM Data Set, Measurement Scale, Impairment Codes, and refinements thereto for the IRF-PAI, and for the Guide for the Uniform Data Set for Medical Rehabilitation, as incorporated or referenced herein. The FIM mark is owned by UBFA, Inc.

- Medicare must have a provider agreement (as a unit or hospital)
- The hospital must provide intensive inpatient rehabilitation services to an inpatient population that includes patients being treated for:
 - Stroke
 - Congenital deformity
 - Spinal cord injury
 - Amputation
 - Brain injury
 - Major multiple trauma
 - Hip fracture
 - Neurological disorders
 - Burns
 - Polyarthritis (including rheumatoid)
- These diagnoses must make up 75% of the population and patient services will include: physician monitoring and some rehabilitation nursing, therapies, psychosocial and orthotic and prosthetic services.
- The desire to control rapid growth of rehabilitation facilities and eliminate inequities in Medicare payments led to Congressional action:
 - Balanced Budget Act (BBA) of 1997
 - Balanced Budget Refinement Act (BBRA) of 1999
 - Provisions for implementation of a Prospective Payment System
 - Current implementation date of January 1, 2002
- Research began in an effort to develop a Prospective Payment System (PPS) for Inpatient Rehabilitation Facilities:
 - 1984: the FIM™ instrument was developed to address the functional status measurement issue
 - 1987: RAND and the Medical College of Wisconsin investigated PPS
 - Diagnoses alone explained little of variance in cost
 - Functional status explained more of total costs for rehabilitation patients
 - 1993: Functional Related Groups (FRGs) concept developed by N. Harada and colleagues at VA Medical Center in Los Angeles as possible basis for rehabilitation prospective payment
 - 1994: FRGs concept refined and applied by M. Stineman and colleagues from the University of Pennsylvania to large rehabilitation database for use as a patient classification system

Copyright ©2001,2002 UB Foundation Activities, Inc. (UBFA, Inc.) for compilation rights; no copyrights claimed in U.S. Government works included in Section I, portions of Section IV, Appendices I and K, and portions of Appendices B, C, E, G, H and J. All other copyrights are reserved to their respective owners. Copyright ©1993-2001 UB Foundation Activities, Inc. for the FIM Data Set, Measurement Scale, Impairment Codes, and refinements thereto for the IRF-PAI, and for the Guide for the Uniform Data Set for Medical Rehabilitation, as incorporated or referenced herein. The FIM mark is owned by UBFA, Inc.

- 1994: RAND commissioned to study the stability of the FRGs and their performance related to cost rather than length of stay.
- 1997: RAND finds:
 - FRGs remained stable over time.
 - Explained 50% of patient costs and 65% of facility costs.
 - FRGs could be used as a case mix methodology to establish a PPS.
- 1997: Prospective Payment Assessment Commission (ProPAC) reports to Congress:
 - Implement IRF-PPS as soon as possible.
 - FIM-FRGs could be an appropriate basis for PPS.
- 1997: Health Care Financing Administration (HCFA) published the criteria for PPS.
- As a result, the Secretary of Health and Human Services:
 - Established Case Mix Groups (CMGs) and the method to classify patients within these groups.
 - Required inpatient rehabilitation facilities to submit data to establish and administer the PPS.
 - Provided a computerized data system to group patients for payment.
 - Provided software for data transmission.
 - Recommended that the Medicare claim form (discharge) contain appropriate CMG codes so that prospective payment system could begin.
- 2001: Centers for Medicare and Medicaid (CMS), formerly HCFA, established a patient assessment instrument following a comparison study of two proposed instruments.
- 2001: Final Rule for the inpatient rehabilitation PPS was published.

The patient assessment instrument in Appendix E (IRF-PAI) is the new instrument to be used for collecting data to determine payment for Medicare Part A fee-for-service patients in inpatient rehabilitation facilities.

Note regarding revisions, refinements and updates:

This manual is a guide and is expected to change over time as the PPS is refined. These changes will include, but will not be limited to, changes that will result from research

Copyright ©2001,2002 UB Foundation Activities, Inc. (UBFA, Inc.) for compilation rights; no copyrights claimed in U.S. Government works included in Section I, portions of Section IV, Appendices I and K, and portions of Appendices B, C, E, G, H and J. All other copyrights are reserved to their respective owners. Copyright ©1993-2001 UB Foundation Activities, Inc. for the FIM Data Set, Measurement Scale, Impairment Codes, and refinements thereto for the IRF-PAI, and for the Guide for the Uniform Data Set for Medical Rehabilitation, as incorporated or referenced herein. The FIM mark is owned by UBFA, Inc.

supporting this PPS, legislation, and refinements. Please refer to the following web site to obtain the most recent updates: <http://www.hcfa.gov/medicare/irfpps.htm>

SECTION II

ITEM-BY-ITEM IRF-PAI CODING INSTRUCTIONS

Item Completion

Admission and discharge IRF-PAI items must be completed before data records are transmitted to the Centers for Medicare and Medicaid Services (CMS). Completion of Items 1 to 24 and 29 to 47 is mandatory. Completion of the items in the Medical Needs section (Items 25 through 28) and the Quality Indicators section (Items 48 through 54) is not currently required but may be voluntarily completed. The CMS data system will accept a record if the Medical Needs and/or Quality Indicators items are not completed. For the remaining IRF-PAI items, the missing or invalid data entered into the data collection software may cause a record to be rejected by CMS.

The federal regulations require that data must be collected and entered into the data collection software (i.e., encoded) by specified time periods. An inpatient rehabilitation facility may change the IRF-PAI data at any time before transmitting the data, but only if the data were entered incorrectly.

If the patient's stay is less than 3 calendar days in length, the staff of the rehabilitation facility must complete the IRF-PAI admission items but do not have to complete all of the discharge IRF-PAI items. The inpatient rehabilitation facility is required to collect information on the IRF-PAI as completely as possible. For critical detail related to this requirement, please refer to Chart 7 of the Final Rule (pages 41347-41348). Although data collection for short stay patients may be more difficult, particularly the discharge assessment, codes of 0 may be used if necessary, except for items for which a code of 0 is not permitted. When coding the discharge assessment for short stay patients, it is acceptable to use the same scores as were used for the admission assessment. If a code of "0" was used on admission, then the corresponding FIM item should be scored with a "1" at discharge.

The correct date for Item 13, Admission Assessment Reference Date, is typically the 3rd calendar day of the stay. If the stay is less than 3 calendar days, the admission assessment reference date is the last day of the stay (either day 1 or day 2).

Assessment, Encoding and Data Transmission Schedules

The following charts reflecting the regulations related to assessment, encoding and data transmission for the IRF-PPS were reproduced or adapted from the Medicare Program; Prospective Payment System for Inpatient Rehabilitation; Final Rule (Federal Register / Vol. 66, No. 152 / Tuesday, August 7, 2001 / Rules and Regulations). Chart 1 can be found on p. 41330, and Chart 3 can be found on p. 41332 in that document.

Please refer to these tables to determine the schedule by which IRF-PAI data must be collected, encoded and transmitted to CMS.

Chart 1. - Patient Instrument Admission Assessment Schedule and Associated Dates

Assessment Type	Hospitalization time period and observation time period	Assessment reference date	Patient assessment instrument must be completed by:	Payment time covered by this assessment:	Patient assessment data must be encoded by:	Patient assessment instrument must be transmitted by:**
Admission assessment	First 3 days	Day 3*	Day 4	Entire Medicare Part A stay time period	Day 10	See ** below for how to calculate this date

*Except for some items, as discussed previously in section IV.A.3. of the final rule preamble

**Because all the assessment data for admission and discharge assessments must be transmitted together after the patient is discharged or stops receiving Medicare Part A services, the admission assessment data must be transmitted at the same time the discharge data are transmitted. That transmission date is by the 7th calendar day in the period beginning with the last permitted discharge patient assessment instrument "encoded by" date.

Chart 3. - Example Applying the Patient Assessment Instrument Discharge Assessment Dates

Assessment type	Discharge date*	Assessment reference date	Assessment Instrument must be completed on:	Assessment instrument data must be encoded by:	Assessment instrument data must be transmitted by:
Discharge assessment	*7/16/02	**7/16/02	7/20/02	7/26/02	8/01/02

*This is either: (1) The day the patient is discharged from the IRF; or (2) the day the patient ceases receiving Medicare-covered Part A inpatient rehabilitation services.

**Except for some items, as discussed previously in section IV.A.3. of the final rule preamble.

The discharge assessment "must be encoded by date" is the 7th calendar day in the period beginning with the day the discharge data "must be completed on." To determine the 7th calendar day, count the discharge assessment completion date as day 1 of the 7 calendar days. For example, if the discharge assessment completion date is July 20, 2002, the assessment must be encoded by date would be July 26, 2002. The discharge assessment "must be transmitted by date" is the 7th calendar day in the period beginning with the discharge assessment "must be encoded by" date. To determine the 7th calendar day, count the discharge assessment "must be encoded by date" as day 1 of the 7 calendar days. For example, if the discharge assessment "must be encoded by date" is July 26, 2002, the assessment "must be transmitted by date" would be August 1, 2002.

Copyright ©2001, 2002 UB Foundation Activities, Inc. (UBFA, Inc.) for compilation rights; no copyrights claimed in U.S. Government works included in Section I, portions of Section IV, Appendices I and K, and portions of Appendices B, C, E, G, H and J. All other copyrights are reserved to their respective owners. Copyright©1993-2001 UB Foundation Activities, Inc. for the FIM Data Set, Measurement Scale, Impairment Codes, and refinements thereto for the IRF-PAI, and for the Guide for the Uniform Data Set for Medical Rehabilitation, as incorporated or referenced herein. The FIM mark is owned by UBFA, Inc.

Identification Information

1. **Facility Information (A, B):**
 - A. **Facility Name:** Enter the full name of the facility.
 - B. **Facility Medicare Provider Number:** Enter the Facility Medicare Provider Number assigned by the Centers for Medicare and Medicaid Services (CMS), using the same digit/letter sequence as assigned.
2. **Patient Medicare Number:** Enter the patient's Medicare Number (Part A). Verify the number through the business office.
3. **Patient Medicaid Number:** Enter the patient's Medicaid Number. Verify the number through the business office.
4. **Patient First Name:** Enter the patient's first name.
- 5A. **Patient Last Name:** Enter the patient's last name.
- 5B. **Patient Identification Number:** Enter the patient's medical record number or other unique identifier.
6. **Birth Date:** Enter the patient's birthdate. The date should take the form *MM/DD/YYYY*, where *MM* is a 2-digit code for the month (e.g., *01* for January, *12* for December), *DD* is the day of the month (e.g., from *01* to *31*), and *YYYY* is the full year (e.g., 1938).
7. **Social Security Number:** Enter the patient's Social Security Number. Verify the number with the patient and/or business office.
8. **Gender:** Enter the patient's gender as:
 - 1 Male
 - 2 Female
9. **Race/Ethnicity:** Check all that apply.
 - A. American Indian or Alaska Native
 - B. Asian
 - C. Black or African American
 - D. Hispanic or Latino
 - E. Native Hawaiian or Other Pacific Islander
 - F. White
10. **Marital Status:** Enter the patient's marital status at the time of admission.
 - 1 Never Married
 - 2 Married

Copyright ©2001, 2002 UB Foundation Activities, Inc. (UBFA, Inc.) for compilation rights; no copyrights claimed in U.S. Government works included in Section I, portions of Section IV, Appendices I and K, and portions of Appendices B, C, E, G, H and J. All other copyrights are reserved to their respective owners. Copyright©1993-2001 UB Foundation Activities, Inc. for the FIM Data Set, Measurement Scale, Impairment Codes, and refinements thereto for the IRF-PAI, and for the Guide for the Uniform Data Set for Medical Rehabilitation, as incorporated or referenced herein. The FIM mark is owned by UBFA, Inc.

- 3 Widowed
- 4 Separated
- 5 Divorced

- 11. Zip Code of Patient's Pre-Hospital Residence:** Enter the 5-digit zip code of the patient's pre-hospital residence.

Admission Information

- 12. Admission Date:** Enter the date that the patient begins receiving Part A covered Medicare services in an inpatient rehabilitation facility. Typically, this will coincide with the date that the patient was first admitted to the rehabilitation facility. The date should take the form *MM/DD/YYYY*, where *MM* is a 2-digit code for the month (e.g., *01* for January, *12* for December), *DD* is the day of the month (e.g., from *01* to *31*), and *YYYY* is the full year (e.g., *2002*).

- 13. Assessment Reference Date:** This is the 3rd calendar day of the rehabilitation stay, which represents the last day of the 3-day admission assessment time period. These 3 calendar days are the days during which the patient's clinical condition should be assessed. The date should take the form *MM/DD/YYYY*, where *MM* is a 2-digit code for the month (e.g., *01* for January, *12* for December), *DD* is the day of the month (e.g., from *01* to *31*), and *YYYY* is the full year (e.g., *2002*).

Example: If Admission Date is 07/03/02, then the Assessment Reference Date is 07/05/02.

- 14. Admission Class:** Enter the admission classification of the patient, as defined below:

1. **Initial Rehabilitation** – This is the patient's first admission to any inpatient rehabilitation facility for this impairment.
2. **Evaluation** – This is a pre-planned stay of fewer than 10 days on the rehabilitation service for evaluation. (Do not use this code for a rehabilitation stay that is **completed** in fewer than 10 days.)
3. **Readmission** - This is a stay in which the patient was previously admitted to an inpatient rehabilitation facility for this impairment, but is **NOT** admitted to the current rehabilitation program **DIRECTLY** from another rehabilitation program.
4. **Unplanned Discharge** - This is a stay that lasts less than 3 calendar days because of an unplanned discharge (e.g., due to a medical complication). If the patient stays less than 3 calendar days, see the first page of Section

II for item completion instructions.

5. **Continuing Rehabilitation** - This is part of a rehabilitation stay that began in another rehabilitation program. The patient was admitted directly from another inpatient rehabilitation facility.

15. Admit From: Enter the setting from which the patient was admitted to rehabilitation.*

- 01 **Home** - A private, community-based dwelling (a house, apartment, mobile home, etc.) that houses the patient, family, or friends.
- 02 **Board & Care** - A community-based setting where individuals have private space (either a room or apartment), or a structured retirement facility. The facility may provide transportation, laundry, and meals, but no nursing care.
- 03 **Transitional Living** - A community-based, supervised setting where individuals are taught skills so they can live independently in the community.
- 04 **Intermediate Care (nursing home)** - A long-term care setting that provides health-related services, but a registered nurse is not present 24 hours a day. Patients live by institutional rules; care is ordered by a physician, and a medical record is maintained. Patients in intermediate care are generally less disabled than those in skilled care facilities.
- 05 **Skilled Nursing Facility (nursing home)** - A long-term care setting that provides skilled nursing services. A registered nurse is present 24 hours a day. Patients live by institutional rules; care is ordered by a physician, and a medical record is maintained.
- 06 **Acute Unit of Own Facility** - An acute medical/surgical care unit in the same facility as the rehabilitation unit.
- 07 **Acute Unit of Another Facility** - An acute medical/surgical care facility separate from the rehabilitation unit.
- 08 **Chronic Hospital** - A long-term care setting classified as a hospital.
- 09 **Rehabilitation Facility** - An inpatient setting that admits patients with specific disabilities and provides a team approach to comprehensive rehabilitation services, with a physiatrist (or physician of equivalent training/experience) as the physician of record.

Copyright ©2001, 2002 UB Foundation Activities, Inc. (UBFA, Inc.) for compilation rights; no copyrights claimed in U.S. Government works included in Section I, portions of Section IV, Appendices I and K, and portions of Appendices B, C, E, G, H and J. All other copyrights are reserved to their respective owners. Copyright©1993-2001 UB Foundation Activities, Inc. for the FIM Data Set, Measurement Scale, Impairment Codes, and refinements thereto for the IRF-PAI, and for the Guide for the Uniform Data Set for Medical Rehabilitation, as incorporated or referenced herein. The FIM mark is owned by UBFA, Inc.

- 10 **Other** - Used only if no other code is appropriate.
- 12 **Alternate Level of Care (ALC) Unit** - A physically and fiscally distinct unit that provides care to individuals who no longer meet acute care criteria.
- 13 **Subacute Setting**[†] - Subacute care is goal-oriented, comprehensive, inpatient care designed for an individual who has had an acute illness, injury, or exacerbation of a disease process. It is rendered immediately after, or instead of, acute hospitalization to treat one or more specific active, complex medical conditions and overall situation. Generally, the condition of an individual receiving subacute care is such that the care does not depend heavily on high-technology monitoring or complex diagnostic procedures. Subacute care requires the coordinated services of an interdisciplinary team, including physicians, nurses, and other relevant professional disciplines who are knowledgeable and trained to assess and to manage these specific conditions and perform the necessary procedures. Subacute care is given as part of a specifically defined program, regardless of site. Subacute care is generally more intensive than traditional nursing home care but less than acute inpatient care. It requires frequent (daily to weekly) patient assessment and review of the clinical course and treatment plan for a limited time period (several days to several months), until a condition is stabilized or a predetermined course is completed.
- 14 **Assisted Living Residence**[‡] - A community-based setting that combines housing, private quarters, freedom of entry and exit, supportive services, personalized assistance, and healthcare designed to respond to individual needs of those who need help with activities of daily living and instrumental activities of daily living. Supportive services are available 24 hours a day to meet scheduled and unscheduled needs in a way that promotes maximum dignity and independence for each resident. These services involve the resident's family, neighbors, and friends.

[†] **Source: Joint Commission on Accreditation of Health Care Organizations**

[‡] **Source: Assisted Living Facilities of America**

*Note: Some of the labels and definitions listed in Item 15, such as Subacute Setting, and Intermediate Care, do not correspond to labels and definitions recognized by CMS. Nevertheless, since these labels and definitions have been used historically by the field of rehabilitation, it is important that the IRF-PAI item, Admit From (Item 15), be coded using the codes listed above.

- 16. Pre-Hospital Living Setting:** Enter the setting where the patient was living prior to being hospitalized. See **Item 15** (Admit From) for definitions of codes.

- 01 Home
- 02 Board and Care
- 03 Transitional Living
- 04 Intermediate Care (nursing home)
- 05 Skilled Nursing Facility (nursing home)
- 06 Acute unit of your own facility
- 07 Acute unit of another facility
- 08 Chronic Hospital
- 09 Rehabilitation Facility
- 10 Other
- 12 Alternate Level of Care (ALC) unit
- 13 Subacute Setting
- 14 Assisted Living Residence

- 17. Pre-Hospital Living With:** Complete this item *only* if you selected code 01 (Home) in Item 16 (Prehospital Living Setting). Enter the relationship of any individuals who resided with the patient prior to the patient's hospitalization. If more than one person qualifies, enter the first appropriate category on the list.

- 1 Alone
- 2 Family/Relatives
- 3 Friends
- 4 Attendant
- 5 Other

- 18. Pre-Hospital Vocational Category:** Indicate whether the patient was employed, a student, a homemaker, or retired prior to hospitalization for the current condition. If more than one category applies, enter the first appropriate code on the list. EXCEPTION: If the patient is retired (usually 60 years of age or older) and receiving retirement benefits, enter code 6 - Retired for Age.

- 1 **Employed** - The patient works for pay in a competitive environment or is self-employed.
- 2 **Sheltered** - The patient works for pay in a non-competitive environment.
- 3 **Student** - The patient is enrolled in an accredited school (including trade school), college, or university.
- 4 **Homemaker** - The patient works at home, does not work outside the home, is not paid by an employer, and is not self-employed.
- 5 **Not Working** - The patient is unemployed, but is not retired or receiving

Copyright ©2001, 2002 UB Foundation Activities, Inc. (UBFA, Inc.) for compilation rights; no copyrights claimed in U.S. Government works included in Section I, portions of Section IV, Appendices I and K, and portions of Appendices B, C, E, G, H and J. All other copyrights are reserved to their respective owners. Copyright©1993-2001 UB Foundation Activities, Inc. for the FIM Data Set, Measurement Scale, Impairment Codes, and refinements thereto for the IRF-PAI, and for the Guide for the Uniform Data Set for Medical Rehabilitation, as incorporated or referenced herein. The FIM mark is owned by UBFA, Inc.

disability benefits.

- 6 **Retired for Age** - The patient is retired (usually 60 years of age or older) and is receiving retirement benefits.
- 7 **Retired for Disability** - The patient is receiving disability benefits and is less than 60 years of age.

19. Pre-Hospital Vocational Effort: Complete this item *only* if Item 18 (Pre-Hospital Vocational Category) is coded 1 through 4. Enter the patient's vocational effort prior to hospitalization for the current condition.

- 1 **Full-time** - The patient worked a full schedule (e.g., 37.5 or 40 hours per week - whichever is normal where (s)he works).
- 2 **Part-time** - The patient worked less than full time (e.g., less than 37.5 or 40 hours per week, depending on the norm where (s)he works).
- 3 **Adjusted Workload** - The patient's workload was adjusted due to disability. The patient was not able or expected to perform all the work duties of the position.

Payer Information

20. Payment Source: Enter the source of payment for inpatient rehabilitation services. Enter the appropriate category for both primary and secondary source of payment. Note: Medicare regulations require completion of the IRF-PAI only for patients admitted to an inpatient rehabilitation facility who are covered under the Medicare Part A fee-for-service program as the primary payor source. If you think there is any possibility that the patient may become eligible for Medicare Part A fee-for-service payment during the stay, complete the IRF-PAI.

Code "02" indicates original Medicare Part A fee-for-service as a payer source for IRF-PAI Item 20. The IRF-PAI data transmission system will reject the transmission of a IRF-PAI record if either Medicare Part A fee-for-service or Medicare MCO (code "51") is not recorded in Item 20A. Therefore, if Medicare Part A fee-for-service becomes responsible for paying all or part of a claim, the IRF-PAI must be completed and transmitted with code "02" recorded in Item 20A.

Refer to CMS's IRF PPS web site section on Frequently Asked Questions (FAQs) for updated information on coding unusual payer situations: (<http://www.hcfa.gov/medicare/irfpps-faq>).

Payment Source (Item 20) Continued:

- A. **Primary Source**
- B. **Secondary Source**

Code each source according to the following list:

- 01 **Blue Cross** (Fee for service)
- 02 **Medicare non-MCO** (non-Managed Care Organization/fee-for-service)
- 03 **Medicaid non-MCO** (non-Managed Care Organization/fee-for-service)
- 04 **Commercial Insurance**
- 05 **MCO HMO** (Managed Care Organizations, including Health Maintenance Organizations and Preferred Provider Organizations)
- 06 **Workers' Compensation**
- 07 **Crippled Children's Services**
- 08 **Developmental Disabilities Services**
- 09 **State Vocational Rehabilitation**
- 10 **Private Pay**
- 11 **Employee Courtesy**
- 12 **Unreimbursed** (Use only for 20.A. - Primary Source)
- 13 **CHAMPUS**
- 14 **Other**
- 15 **None** (Use only for 20.B. - Secondary Source)
- 16 **No-Fault Auto Insurance**
- 51 **Medicare MCO** (Managed Care Organization, including Medicare+Choice)
- 52 **Medicaid MCO** (Managed Care Organization)

Medical Information

- 21. Impairment Group:** For the admission assessment, enter the code that best describes the primary reason for admission to the rehabilitation program (Codes for this item are listed following this explanation, and also in Appendix A: Impairment Group Codes). Each Impairment Group Code (IGC) consists of a two-digit number (indicating the major Impairment Group) followed by a decimal point and 1 to 4 additional digits identifying the subgroup. Exceptions to this general format are Impairment Group Codes 09, 11, 13, 15, and 16, which have no subgroups, and therefore no decimal places. **Please be sure to code as specifically as possible to ensure appropriate Case Mix Group assignment.** Whenever possible, avoid use of Impairment Code 13 – Other Disabling Impairments.

For most patients, the IGC at discharge will be the same code as the admission

Copyright ©2001, 2002 UB Foundation Activities, Inc. (UBFA, Inc.) for compilation rights; no copyrights claimed in U.S. Government works included in Section I, portions of Section IV, Appendices I and K, and portions of Appendices B, C, E, G, H and J. All other copyrights are reserved to their respective owners. Copyright©1993-2001 UB Foundation Activities, Inc. for the FIM Data Set, Measurement Scale, Impairment Codes, and refinements thereto for the IRF-PAI, and for the Guide for the Uniform Data Set for Medical Rehabilitation, as incorporated or referenced herein. The FIM mark is owned by UBFA, Inc.

IGC. If, during the inpatient rehabilitation Medicare-covered stay, the patient develops another impairment that uses more resources than the admission impairment, record the second IGC at discharge.

The Case Mix Group (CMG) assigned for payment depends upon the IGC at admission, and is NOT affected by the discharge IGC. The second impairment should be coded as a Comorbid Condition, and may affect payment for the stay as described in the comorbidity policies published in the Final Rule.

Listing of Impairment Group Codes (IGCs) for Item 21:

Stroke

- 01.1 Left Body Involvement (Right Brain)
- 01.2 Right Body Involvement (Left Brain)
- 01.3 Bilateral Involvement
- 01.4 No Paresis
- 01.9 Other Stroke

Brain Dysfunction

- 02.1 Non-traumatic
- 02.21 Traumatic, Open Injury
- 02.22 Traumatic, Closed Injury
- 02.9 Other Brain

Neurologic Conditions

- 03.1 Multiple Sclerosis
- 03.2 Parkinsonism
- 03.3 Polyneuropathy
- 03.4 Guillain-Barré Syndrome
- 03.5 Cerebral Palsy
- 03.8 Neuromuscular Disorders
- 03.9 Other Neurologic

Spinal Cord Dysfunction, Non-traumatic

- 04.110 Paraplegia, Unspecified
- 04.111 Paraplegia, Incomplete
- 04.112 Paraplegia, Complete
- 04.120 Quadriplegia, Unspecified
- 04.1211 Quadriplegia, Incomplete C1-4
- 04.1212 Quadriplegia, Incomplete C5-8
- 04.1221 Quadriplegia, Complete C1-4
- 04.1222 Quadriplegia, Complete C5-8
- 04.130 Other Non-Traumatic Spinal Cord

Copyright ©2001, 2002 UB Foundation Activities, Inc. (UBFA, Inc.) for compilation rights; no copyrights claimed in U.S. Government works included in Section I, portions of Section IV, Appendices I and K, and portions of Appendices B, C, E, G, H and J. All other copyrights are reserved to their respective owners. Copyright©1993-2001 UB Foundation Activities, Inc. for the FIM Data Set, Measurement Scale, Impairment Codes, and refinements thereto for the IRF-PAI, and for the Guide for the Uniform Data Set for Medical Rehabilitation, as incorporated or referenced herein. The FIM mark is owned by UBFA, Inc.

Spinal Cord Dysfunction, Traumatic

04.210	Paraplegia, Unspecified
04.211	Paraplegia, Incomplete
04.212	Paraplegia, Complete
04.220	Quadriplegia, Unspecified
04.2211	Quadriplegia, Incomplete C1-4
04.2212	Quadriplegia, Incomplete C5-8
04.2221	Quadriplegia, Complete C1-4
04.2222	Quadriplegia, Complete C5-8
04.230	Other Traumatic Spinal Cord Dysfunction

Amputation

05.1	Unilateral Upper Limb Above the Elbow (AE)
05.2	Unilateral Upper Limb Below the Elbow (BE)
05.3	Unilateral Lower Limb Above the Knee (AK)
05.4	Unilateral Lower Limb Below the Knee (BK)
05.5	Bilateral Lower Limb Above the Knee (AK/AK)
05.6	Bilateral Lower Limb Above/Below the Knee (AK/BK)
05.7	Bilateral Lower Limb Below the Knee (BK/BK)
05.9	Other Amputation

Arthritis

06.1	Rheumatoid Arthritis
06.2	Osteoarthritis
06.9	Other Arthritis

Pain Syndromes

07.1	Neck Pain
07.2	Back Pain
07.3	Limb Pain
07.9	Other Pain

Orthopaedic Disorders

08.11	Status Post Unilateral Hip Fracture
08.12	Status Post Bilateral Hip Fractures
08.2	Status Post Femur (Shaft) Fracture
08.3	Status Post Pelvic Fracture
08.4	Status Post Major Multiple Fractures
08.51	Status Post Unilateral Hip Replacement
08.52	Status Post Bilateral Hip Replacements
08.61	Status Post Unilateral Knee Replacement
08.62	Status Post Bilateral Knee Replacements
08.71	Status Post Knee and Hip Replacements (Same Side)
08.72	Status Post Knee and Hip Replacements (Different Sides)
08.9	Other Orthopaedic

Copyright ©2001, 2002 UB Foundation Activities, Inc. (UBFA, Inc.) for compilation rights; no copyrights claimed in U.S. Government works included in Section I, portions of Section IV, Appendices I and K, and portions of Appendices B, C, E, G, H and J. All other copyrights are reserved to their respective owners. Copyright©1993-2001 UB Foundation Activities, Inc. for the FIM Data Set, Measurement Scale, Impairment Codes, and refinements thereto for the IRF-PAI, and for the Guide for the Uniform Data Set for Medical Rehabilitation, as incorporated or referenced herein. The FIM mark is owned by UBFA, Inc.

Cardiac Disorders

09 Cardiac

Pulmonary Disorders

10.1 Chronic Obstructive Pulmonary Disease

10.9 Other Pulmonary

Burns

11 Burns

Congenital Deformities

12.1 Spina Bifida

12.9 Other Congenital

Other Disabling Impairments

13 Other Disabling Impairments

Major Multiple Trauma

14.1 Brain + Spinal Cord Injury

14.2 Brain + Multiple Fracture/Amputation

14.3 Spinal Cord + Multiple Fracture/Amputation

14.9 Other Multiple Trauma

Developmental Disability

15 Developmental Disability

Debility

16 Debility (non-Cardiac, non-Pulmonary)

Medically Complex Conditions

17.1 Infections

17.2 Neoplasms

17.31 Nutrition with Intubation/Parenteral Nutrition

17.32 Nutrition without Intubation/Parenteral Nutrition

17.4 Circulatory Disorders

17.51 Respiratory Disorders - Ventilator Dependent

17.52 Respiratory Disorders - Non-ventilator Dependent

17.6 Terminal Care

17.7 Skin Disorders

17.8 Medical/Surgical Complications

17.9 Other Medically Complex Conditions

Note: The IGCs listed above differ from the Rehabilitation Impairment Categories (RICs) presented in the Final Rule (Chart 5; p. 41342 - 41344). In Item 21, record the

Copyright ©2001, 2002 UB Foundation Activities, Inc. (UBFA, Inc.) for compilation rights; no copyrights claimed in U.S. Government works included in Section I, portions of Section IV, Appendices I and K, and portions of Appendices B, C, E, G, H and J. All other copyrights are reserved to their respective owners. Copyright©1993-2001 UB Foundation Activities, Inc. for the FIM Data Set, Measurement Scale, Impairment Codes, and refinements thereto for the IRF-PAI, and for the Guide for the Uniform Data Set for Medical Rehabilitation, as incorporated or referenced herein. The FIM mark is owned by UBFA, Inc.

appropriate IGC as listed above. The grouper software embedded in the data collection software provided by CMS will reassign the admission IGC into a RIC, and then into a Case Mix Group (CMG) for payment.

- 22. Etiologic Diagnosis:** Enter the ICD-9-CM code to indicate the etiologic problem that led to the impairment for which the patient is receiving rehabilitation (Item 21 - Impairment Group). Refer to Appendix B for ICD-9-CM codes associated with specific Impairment Groups. Commonly used ICD-9-CM codes are listed, but the list is not exhaustive. Consult with health information management staff and current ICD-9-CM coding books for exact codes.
- 23. Date of Onset of Impairment:** Enter the onset date of the impairment that was coded in Item 21 (Impairment Group). The date should take the form *MM/DD/YYYY*, where *MM* is a 2-digit code for the month (e.g., *01* for January, *12* for December), *DD* is the day of the month (e.g., from *01* to *31*), and *YYYY* is the full year (e.g., *2002*).

If a condition has an insidious onset, or if the exact onset date is unknown for any reason, follow these general guidelines:

- a. If the year and month are known, but the exact day is not, use the first day of the month (e.g., *MM/01/YYYY*).
- b. If the year is known, but the exact month is not, use the first of January of that year (e.g., *01/01/YYYY*).
- c. If the year is an approximation, use the first of January of the approximate year (e.g., *01/01/YYYY*).

The following represents more specific instructions for determining date of onset for major impairment groups:

Instructions for Coding Date of Onset for Each Impairment Group

Stroke*

Date of admission to acute hospital. If this is not the patient's first stroke, enter the date of the most recent stroke.

Brain Dysfunction

Traumatic

Date of injury.

Copyright ©2001, 2002 UB Foundation Activities, Inc. (UBFA, Inc.) for compilation rights; no copyrights claimed in U.S. Government works included in Section I, portions of Section IV, Appendices I and K, and portions of Appendices B, C, E, G, H and J. All other copyrights are reserved to their respective owners. Copyright©1993-2001 UB Foundation Activities, Inc. for the FIM Data Set, Measurement Scale, Impairment Codes, and refinements thereto for the IRF-PAI, and for the Guide for the Uniform Data Set for Medical Rehabilitation, as incorporated or referenced herein. The FIM mark is owned by UBFA, Inc.

Brain Dysfunction (continued)

Non-traumatic

More recent date of: Date of surgery (e.g., removal of brain tumor) or date of diagnosis.

Neurological conditions

Multiple Sclerosis

Date of exacerbation.

All Remaining Neurological Conditions

Date of diagnosis.

Spinal Cord Dysfunction

Traumatic

Date of injury.

Non-traumatic

More recent date of: Date of surgery (e.g., tumor) or date of diagnosis.

Amputation

Date of most recent surgery

Arthritis

Date of diagnosis (if arthroplasty, see impairment group “Orthopaedic Conditions”)

Pain Syndromes

Date of onset related to cause (e.g., fall, injury)

Orthopaedic Conditions

Fractures

Date of fracture

Replacement

Date of surgery

Cardiac Disorders

More recent date of: Date of diagnosis (event) or date of surgery (e.g., bypass, transplant)

Pulmonary Disorders

COPD

Date of initial diagnosis (not exacerbation)

Pulmonary Transplant

Date of surgery

Burns

Date of burn(s)

Congenital Deformities

Date of birth

Other Disabling Impairment

Date of diagnosis

Major Multiple Trauma

Date of trauma

Developmental Disabilities

Date of birth

Debility*

Date of acute hospital admission

Medically Complex Conditions*

Infections

Date of admission to acute hospital

Neoplasms

Date of admission to acute hospital

Nutrition

Date of admission to acute hospital

Medically Complex Conditions*(continued)**Circulatory**

Date of admission to acute hospital

Respiratory

Date of admission to acute hospital

Terminal Care

Date of admission to acute hospital

Skin Disorders

Date of admission to acute hospital

Medical/Surgical

Date of admission to acute hospital

Other Medically Complex Conditions

Date of admission to acute hospital

*Note: If there was no admission to an acute hospital prior to the admission to the inpatient rehabilitation facility, record as the date of onset the date of diagnosis of the impairment which led to the admission to the rehabilitation facility.

- 24. Comorbid Conditions:** Enter up to ten (10) ICD-9-CM codes for comorbid conditions. A comorbidity is a specific patient condition that also affects a patient in addition to the principal diagnosis or impairment that is used to place a patient into a rehabilitation impairment category. In accordance with the preceding statement, enter any ICD-9-CM codes which identify any comorbid conditions that are not already included in the Impairment Group Code. The ICD-9-CM codes entered here represent conditions diagnosed either during the admission assessment or after the admission assessment but not including ones occurring on the last two days of the stay. For the purposes of defining comorbidities used in the IRF-PPS, the comorbid conditions recognized or diagnosed on the day of discharge or on the day prior to the day of discharge should not be entered in this field. The ICD-9-CM codes may include E-codes and V-codes. Consult with health information management staff and current ICD-9-CM coding books for the exact format and definitions for ICD-9-CM codes.

Note: For Item 24, enter ICD-9-CM codes for conditions diagnosed either during the admission assessment or anytime during the stay, except for conditions recognized or diagnosed either on the day prior to the day of discharge or on the day of discharge.

See Appendix C for a list of ICD-9-CM codes of the comorbid conditions that may affect Medicare payment. List in Item 24 **ALL** comorbid conditions, not just those conditions that may affect Medicare payment. This will enable CMS to identify additional conditions that may affect payment as part of their ongoing research and efforts at refinement. The more complete and accurate this information is, the more precisely the payment system can reflect patient resource use in IRFs over time.

Medical Needs

For information on scoring the IRF-PAI Medical Needs section (Items 25-28), see *Section IV: Medical Needs / Quality Indicators* in this manual. Completion of the Medical Needs items is voluntary.

Function Modifiers

Function Modifiers (Items 29 – 38) should be completed prior to scoring the FIM™ instrument items (Items 39A – 39R). Function modifiers are to be coded both at the time of the admission and discharge.

General Information on Use of Function Modifiers to Determine FIM Scores

Function modifiers serve several purposes. One purpose is to assist in the scoring of related FIM instrument items. A second purpose is to provide explicit information as to how a particular FIM item score has been determined. This information is especially useful for those FIM items that contain multiple components. Note, however, that the way in which the function modifiers relate to the FIM item scores varies by item. These variations are listed in detail in the table that follows on the next page.

Scoring Function Modifiers and Related FIM™ Items

Function Modifier	Function Modifier Scoring Rules	Relationship of Function Modifier to FIM Item Scores
29. Bladder Level of Assistance	Use FIM levels 1 - 7 to score this item, based upon the 3 calendar day assessment period. Do not use code 0.	Record in Item 39G. (Bladder) the lower score of Items 29 and 30.
30. Bladder Frequency of Accidents	Use scale listed on IRF-PAI to score frequency of accidents, based upon the 7 calendar day assessment period. Do not use code 0.	
31. Bowel Level of Assistance	Use FIM levels 1 - 7 to score this item, based upon the 3 calendar day assessment period. Do not use code 0.	Record in Item 39H. (Bowel) the lower score of Items 31 and 32.
32. Bowel Frequency of Accidents	Use scale listed on IRF-PAI to score frequency of accidents, based upon the 7 calendar day assessment period. Do not use code 0.	
33. Tub Transfer	Score either Item 33 or 34 but not both; leave the unscored item blank. Use FIM levels 1 - 7. If the patient does not transfer in/out of a tub or shower during the assessment time period, code Item 33 as 0 - Activity does not occur, and leave Item 34 blank. If both types of transfer occur during the assessment period, record the more frequent type of transfer.	Record in Item 39K (Transfers: Tub, Shower) whichever of the two Function Modifier Items (33 or 34) was scored.
34. Shower Transfer		
35. Distance Walked	Code these two items using the 3-level scale listed on the IRF-PAI to record the distance traveled, in feet.	The distance information is needed to determine the scores for Items 37 and 38.
36. Distance Traveled in Wheelchair		
37. Walk	Use FIM levels 1 - 7 to score these items; use 0 if Activity does not occur. Use information from Items 35 and 36 above to help determine scores.	Score Item 39L at Admission based upon the <u>expected</u> mode of locomotion at <u>discharge</u> . For example, if the patient walks at admission, and is expected to walk at discharge, enter in Item 39L the score from Item 37. If the patient uses a wheelchair at admission, and is expected to use a wheelchair at discharge, enter in Item 39L the score from Item 38. ¹
38. Wheelchair		

Copyright ©2001, 2002 UB Foundation Activities, Inc. (UBFA, Inc.) for compilation rights; no copyrights claimed in U.S. Government works included in Section I, portions of Section IV, Appendices I and K, and portions of Appendices B, C, E, G, H and J. All other copyrights are reserved to their respective owners. Copyright©1993-2001 UB Foundation Activities, Inc. for the FIM Data Set, Measurement Scale, Impairment Codes, and refinements thereto for the IRF-PAI, and for the Guide for the Uniform Data Set for Medical Rehabilitation, as incorporated or referenced herein. The FIM mark is owned by UBFA, Inc.

Specifics for Scoring Function Modifiers and Relationship to FIM Item Scores

- 29. Bladder Level of Assistance:** Score this item using FIM levels 1-7 (Do not use code "0"). See *Section III: Bladder Management – Level of Assistance* in this manual for scoring definitions for this item. **The assessment time frame for this item is 3 calendar days.**
- 30. Bladder Frequency of Accidents:** **The assessment time frame for this item is 7 calendar days.** For admission assessments, this will include the four days prior to the rehabilitation admission, as well as the first 3 days in the inpatient rehabilitation facility. If information about bladder accidents prior to the rehabilitation admission is not available, record the score based upon the number of accidents since the rehabilitation admission.

Use the following scores for this item:

- 7 No accidents
- 6 No accidents; uses device such as a catheter
- 5 One accident in the past 7 days
- 4 Two accidents in the past 7 days
- 3 Three accidents in the past 7 days
- 2 Four accidents in the past 7 days
- 1 Five or more accidents in the past 7 days

The definition of bladder accidents is the act of wetting linen or clothing with urine, and includes bedpan and urinal spills. For more information, see *Section III: Bladder Management – Frequency of Accidents* in this manual.

- 31. Bowel Level of Assistance:** Score this item using FIM levels 1-7 (Do not use code "0"). For more information, see *Section III: Bowel Management – Level of Assistance* in this manual. **The assessment time frame for this item is 3 calendar days.**
- 32. Bowel Frequency of Accidents:** **The assessment time frame for this item is 7 calendar days.** For admission assessments, this will include the four days prior to the rehabilitation admission, as well as the first 3 days in the inpatient rehabilitation facility. If information about bowel accidents prior to the rehabilitation admission is not available, record the score based upon the number of accidents since the rehabilitation admission.

Use the following scores for this item:

- 7 No accidents
- 6 No accidents; uses device such as an ostomy
- 5 One accident in the past 7 days

Copyright ©2001, 2002 UB Foundation Activities, Inc. (UBFA, Inc.) for compilation rights; no copyrights claimed in U.S. Government works included in Section I, portions of Section IV, Appendices I and K, and portions of Appendices B, C, E, G, H and J. All other copyrights are reserved to their respective owners. Copyright©1993-2001 UB Foundation Activities, Inc. for the FIM Data Set, Measurement Scale, Impairment Codes, and refinements thereto for the IRF-PAI, and for the Guide for the Uniform Data Set for Medical Rehabilitation, as incorporated or referenced herein. The FIM mark is owned by UBFA, Inc.

- 4 Two accidents in the past 7 days
- 3 Three accidents in the past 7 days
- 2 Four accidents in the past 7 days
- 1 Five or more accidents in the past 7 days

The definition of bowel accidents is the act of soiling linen or clothing with stool, and includes bedpan spills. For more information, see *Section III: Bowel Management – Frequency of Accidents* in this manual.

- 33. Tub Transfer:** Score this item using FIM levels 1 - 7 (A code of “0” if activity does not occur may be used for the admission assessment). For more information, see *Section III: Transfer: Tub* in this manual.

If the patient uses a tub for bathing during the assessment time period, record the associated FIM level (1 - 7) for Item 33. If a score is recorded in Item 33, do not score Item 34. That is, for each of the assessments (admission and discharge), a score should be recorded for Item 33 or 34 but not both items. If the patient does not transfer in/out of a tub or shower during the assessment time period, code Item 33 as "0" (Activity does not occur) and leave Item 34 blank. If the patient transfers into both the tub and shower during the assessment period, score the more frequent transfer activity.

If Item 33 is scored (i.e., tub is the mode of bathing), record the score for Item 33 in Item 39K (Transfers: Tub, Shower). Scores for Item 39K may range from 0 - 7 on Admission, and 1 - 7 on Discharge.

*Note: For Tub/Shower Transfer, the mode on admission does NOT have to match the mode on discharge.

- 34. Shower Transfer:** Score this item using FIM levels 1 - 7. For more information, see *Section III: Transfer: Shower* in this manual.

If the patient uses a shower for bathing during the assessment time period, record the associated FIM level (1 - 7) for Item 34. If a score is recorded in Item 34, do not score Item 33. That is, for each of the assessments (admission and discharge), a score should be recorded for Item 33 or 34 but not both items. If the patient does not transfer in/out of a tub or shower during the assessment time period, code Item 33 as "0" (Activity does not occur) and leave Item 34 blank. If the patient transfers into both the tub and shower during the assessment period, score the more frequent transfer activity.

If Item 34 is scored (i.e., shower is the mode of bathing), record the score for Item 34 in Item 39K (Transfers: Tub, Shower). Scores for Item 39K may range from 0 - 7 on Admission, and 1 - 7 on Discharge.

*Note: For Tub/Shower Transfer, the mode on admission does NOT have to match the mode on discharge.

35. Distance Walked: Code this item using:

- 3 150 feet or greater
- 2 50 to 149 feet
- 1 Less than 50 feet
- 0 Activity does not occur (e.g., patient uses only a wheelchair, patient on bedrest)

Scoring for Item 35 should be based upon the same episode of walking as that for Item 37 – Walk.

36. Distance Traveled in Wheelchair: Code this item using:

- 3 150 feet or greater
- 2 50 to 149 feet
- 1 Less than 50 feet
- 0 Activity does not occur (e.g., patient does not use wheelchair)

Scoring for Item 36 should be based upon the same episode of wheelchair use as that for Item 38 – Wheelchair.

37. Walk: Score this item using FIM levels 1 - 7 (code “0” if activity does not occur). For more information, see *Section III: Locomotion: Walk* in this manual.

Admission: Score Item 39L based upon the expected mode of locomotion at discharge. For example, if the patient uses a wheelchair at admission, and is expected to walk at discharge, enter in Item 39L the FIM score from Item 37 (Walk). If the patient uses a wheelchair at admission, and is expected to use a wheelchair at discharge, enter in Item 39L the FIM score from Item 38 (Wheelchair). If the patient walks at admission, and is expected to walk at discharge, enter in Item 39L the FIM score from Item 37 (Walk).

Discharge: Score Item 39L based upon the more frequent mode of locomotion at discharge. If the patient walks, enter in Item 39L the FIM score from Item 37 (Walk). If the patient uses a wheelchair, enter in 39L the FIM score from Item 38 (Wheelchair).

Note: In Item 39L, the mode of locomotion at admission must be the same as the mode of locomotion at discharge.¹

- 38. Wheelchair:** Score this item using FIM levels 1 - 7 (code “0” if activity does not occur). For more information, see *Section III: Locomotion: Wheelchair* of this manual.

Admission: Score item 39L based upon the expected mode of locomotion at discharge. For example, if the patient uses a wheelchair at admission, and is expected to walk at discharge, enter in Item 39L the FIM score from Item 37 (Walk). If the patient uses a wheelchair at admission, and is expected to use a wheelchair at discharge, enter in Item 39L the FIM score from Item 38 (Wheelchair). If the patient walks at admission, and is expected to walk at discharge, enter in Item 39L the FIM score from Item 37 (Walk).

Discharge: Score Item 39L based upon the more frequent mode of locomotion at discharge. If the patient walks, enter in Item 39L the FIM score from Item 37 (Walk). If the patient uses a wheelchair, enter in 39L the FIM score from Item 38 (Wheelchair).

Note: In Item 39L, the mode of locomotion at admission must be the same as the mode of locomotion at discharge.¹

FIM™ Instrument

- 39. FIM™ Instrument:** Score Items 39A through 39R at both admission and discharge using FIM levels 1 – 7. The following FIM items may be coded as “0” (Activity does not occur) on admission: Item 39A – Eating; 39B – Grooming; 39C – Bathing; 39D – Dressing-Upper; 39E – Dressing-Lower; 39F – Toileting; 39I – Transfers: Bed, Chair, Wheelchair; 39J – Transfers: Toilet; 39K – Transfers: Tub, Shower; 39L – Walk / Wheelchair; 39M – Stairs. See *Section III: The FIM™ Instrument* of this manual for further information.

Scoring FIM Goals at Admission: At the time of the admission assessment, enter the patient’s FIM goal (i.e., expected functional status at discharge) for each of the FIM items (39A – 39R). **Note, however, that completion of the Goal section of the FIM Instrument is not required.**

Discharge Information

- 40. Discharge Date:** A Medicare patient in an inpatient rehabilitation facility is considered discharged when: 1) The patient is formally released; 2) The patient stops receiving Medicare-covered Part A fee-for-service inpatient rehabilitation services; or 3) The patient dies in the inpatient rehabilitation facility. In Item 40, enter the date the patient is discharged. The date should take the form

MM/DD/YYYY, where *MM* is a 2-digit code for the month (e.g., *01* for January, *12* for December), *DD* is the day of the month (e.g., from *01* to *31*), and *YYYY* is the full year (e.g., *2002*).

41. Patient discharged against medical advice? Enter one of the following codes:

- 0 No
- 1 Yes

42. Program Interruptions: A program interruption is defined as the situation where a Medicare inpatient is discharged from the inpatient rehabilitation facility and returns to the same inpatient rehabilitation facility within 3 consecutive calendar days. The duration of the interruption of stay of 3 consecutive calendar days begins with the day of discharge from the inpatient rehabilitation facility and ends on midnight of the 3rd calendar day. Use the following codes to indicate that a program interruption occurred:

- 0 No, there were no program interruptions
- 1 Yes, there was one or more program interruption(s)

43. Program Interruption Dates: If one or more program interruptions occurred (i.e., Item 42 is coded 1 – Yes), enter the interruption date and return date of each interruption. The interruption date is defined as the day when the interruption began (i.e., the day the patient leaves the inpatient rehabilitation facility). The return date is defined as the day when the interruption ended (i.e., the day the patient returned to the inpatient rehabilitation facility). As noted above for Item 42, a program interruption is defined as the situation where a Medicare inpatient is discharged from the inpatient rehabilitation facility and returns to the same inpatient rehabilitation facility within 3 consecutive calendar days. The dates should take the form *MM/DD/YYYY*, where *MM* is a 2-digit code for the month (e.g., *01* for January, *12* for December), *DD* is the day of the month (e.g., from *01* to *31*), and *YYYY* is the full year (e.g., *2002*).

43A. 1st Interruption Date

43B. 1st Return Date

43C. 2nd Interruption Date

43D. 2nd Return Date

43E. 3rd Interruption Date

43F. 3rd Return Date

Note: The CMS web site "<http://www.hcfa.gov/medicare/ISexample.htm>" contains very specific updated information regarding the application of the interrupted stay policy for the IRF PPS.

44A. Discharge to Living Setting: Enter the setting to which the patient is discharged.*

- 01 **Home** - A private, community-based dwelling (a house, apartment, mobile home, etc.) that houses the patient, family, or friends.
- 02 **Board & Care** - A community-based setting where individuals have private space (either a room or apartment), or a structured retirement facility. The facility may provide transportation, laundry, and meals, but no nursing care.
- 03 **Transitional Living** - A community-based, supervised setting where individuals are taught skills so they can live independently in the community.
- 04 **Intermediate Care (nursing home)** - A long-term care setting that provides health-related services, but a registered nurse is not present 24 hours a day. Patients live by institutional rules; care is ordered by a physician, and a medical record is maintained. Patients in intermediate care are generally less disabled than those in skilled care facilities.
- 05 **Skilled Nursing Facility (nursing home)** - A long-term care setting that provides skilled nursing services. A registered nurse is present 24 hours a day. Patients live by institutional rules; care is ordered by a physician, and a medical record is maintained.
- 06 **Acute Unit of Own Facility** - An acute medical/surgical care unit in the same facility as the rehabilitation unit.
- 07 **Acute Unit of Another Facility** - An acute medical/surgical care facility separate from the rehabilitation unit.
- 08 **Chronic Hospital** - A long-term care setting classified as a hospital.
- 09 **Rehabilitation Facility** - A setting that admits patients with specific disabilities and provides a team approach to comprehensive rehabilitation services, with a physiatrist (or physician of equivalent training/experience) as the physician of record.
- 10 **Other** - Used only if no other code is appropriate. This includes the situation where the patient remains in the inpatient rehabilitation facility but whose stay is no longer covered by Medicare Part A fee-for-service hospital insurance option.
- 11 **Died** – Patient expired in inpatient rehabilitation facility.

- 12 **Alternate Level of Care (ALC) Unit** - A physically and fiscally distinct unit that provides care to individuals who no longer meet acute care criteria.
- 13 **Subacute Setting**[†] - Subacute care is goal-oriented, comprehensive, inpatient care designed for an individual who has had an acute illness, injury, or exacerbation of a disease process. It is rendered immediately after, or instead of, acute hospitalization to treat one or more specific active, complex medical conditions and overall situation. Generally, the condition of an individual receiving subacute care is such that the care does not depend heavily on high-technology monitoring or complex diagnostic procedures. Subacute care requires the coordinated services of an interdisciplinary team, including physicians, nurses, and other relevant professional disciplines who are knowledgeable and trained to assess and to manage these specific conditions and perform the necessary procedures. Subacute care is given as part of a specifically defined program, regardless of site. Subacute care is generally more intensive than traditional nursing home care but less than acute inpatient care. It requires frequent (daily to weekly) patient assessment and review of the clinical course and treatment plan for a limited time period (several days to several months), until a condition is stabilized or a predetermined course is completed.
- 14 **Assisted Living Residence**[‡] - A community-based setting that combines housing, private quarters, freedom of entry and exit, supportive services, personalized assistance, and health care designed to respond to individual needs of those who need help with activities of daily living and instrumental activities of daily living. Supportive services are available 24 hours a day to meet scheduled and unscheduled needs in a way that promotes maximum dignity and independence for each resident. These services involve the resident's family, neighbors, and friends.

[†] **Source: Joint Commission on Accreditation of Health Care Organizations**

[‡] **Source: Assisted Living Facilities of America**

*Note: The federal regulation lists the discharge settings that trigger the transfer policy. For payment purposes, these discharge settings are documented on the claim form (UB-92). There may not be a 1-to-1 relationship between the labels and definitions used above for the IRF-PAI and the labels and definitions listed on the claim form. In addition, some of the labels and definitions listed in Item 44A, such as Subacute Setting and Intermediate Care, do not correspond to labels and definitions recognized by CMS. Nevertheless, since these labels and definitions have been used historically by the field of rehabilitation, it is important that the IRF-PAI item, Discharge To Living Setting (Item 44A), be coded using the codes listed above.

44B – Was patient discharged with Home Health Services? Complete this item only if the patient was discharged to a community-based setting (i.e., Item 44A - Discharge to Living Setting is coded: 01 - Home, 02 -Board and Care, 03 - Transitional Living, or 14 - Assisted Living Residence). Code using the following:

- 0 No
- 1 Yes

45. Discharge to Living With: Complete this item *only* if Item 44A is coded 01 - Home. Code using the following:

- 1 Alone
- 2 Family/Relatives
- 3 Friends
- 4 Attendant
- 5 Other

46. Diagnosis for Interruption or Death: Code using the ICD-9-CM code indicating the reason for the program interruption or death (e.g., acute myocardial infarction, acute pulmonary embolus, sepsis, ruptured aneurysm, etc.). If the patient has more than one interruption, record the most significant diagnosis in this item.

47. Complications during rehabilitation stay: Enter up to six (6) ICD-9-CM codes reflecting complications. The ICD-9-CM codes entered here, including E-codes, represent complications or comorbidities that began after the rehabilitation stay started. To clarify the instructions on the IRF-PAI, the word "began" means any condition recognized or identified during the rehabilitation stay. These codes must not include the complications and/or comorbidities recognized on the day of discharge or the day prior to the day of discharge. These data will be used by CMS as part of its ongoing research and to determine what, if any, refinements should be made to the IRF-PPS payment rates. These ICD-9-CM codes identify complications and/or comorbid conditions which delayed or compromised the effectiveness of the rehabilitation program or represent high-risk medical disorders.

Relationship Between Complications and Comorbid Conditions: All ICD-9-CM codes listed as Complications (Item 47) may also appear in Item 24 as Comorbid Conditions. Coding conditions that were identified after the start of the rehabilitation stay separately from conditions identified at the start of the rehabilitation stay will allow CMS as part of its ongoing research to determine what, if any, refinements should be made to the IRF PPS.

Quality Indicators

For information on scoring the IRF-PAI Quality Indicators (Items 48-54), see *Section IV: Medical Needs/Quality Indicators* in this manual. Completion of the Quality Indicators items is encouraged but not required.

¹ This method of scoring the Walk/Wheelchair item is in accordance with section 412.610 "Assessment schedule" of the Final Rule (pages 41389-41930) that allows exceptions to the general rules for the admission and discharge assessments to be specified in this manual.

SECTION III

THE FIM™ INSTRUMENT

UNDERLYING PRINCIPLES FOR USE OF THE FIM™ INSTRUMENT

By design, the FIM™ instrument includes only a minimum number of items. It is not intended to incorporate all the activities that could possibly be measured, or that might need to be measured, for clinical purposes. Rather, the FIM instrument is a basic indicator of severity of disability that can be administered comparatively quickly and therefore can be used to generate data on large groups of people. As the severity of disability changes during rehabilitation, the data generated by the FIM instrument can be used to track such changes and analyze the outcomes of rehabilitation.

The FIM instrument includes a seven-level scale that designates major gradations in behavior from dependence to independence. This scale rates patients on their performance of an activity taking into account their need for assistance from another person or a device. If help is needed, the scale quantifies that need. The need for assistance (burden of care) translates to the time/energy that another person must expend to serve the dependent needs of the disabled individual so that the individual can achieve and maintain a certain quality of life.

The FIM instrument is a measure of disability, not impairment. The FIM instrument is intended to measure what the person with the disability actually does, whatever the diagnosis or impairment, not what (s)he ought to be able to do, or might be able to do under different circumstances. As an experienced clinician, you may be well aware that a depressed person could do many things (s)he is not currently doing; nevertheless, the person should be assessed on the basis of what (s)he actually does. Note also that there is no provision to consider an item “not applicable.” **All FIM instrument items (39A - 39R) must be completed.**

The FIM instrument was designed to be discipline-free. Any trained clinician, regardless of discipline, can use it to measure disability. Under a particular set of circumstances, however, some clinicians may find it difficult to assess certain activities. In such cases, a more appropriate clinician may participate in the assessment. For example, a given assessment can be completed by a speech pathologist who assesses the communication items, a nurse who is more knowledgeable with respect to bowel and bladder management, a physical therapist who has the expertise to evaluate transfers, and an occupational therapist who scores self-care and social cognition items.

You must read the definitions of the items carefully before beginning to use the FIM instrument, committing to memory what each activity includes. Rate the subject only with respect to the specific item. For example, when rating the subject with regard to bowel and bladder management, do not take into consideration whether (s)he can get to the toilet. That information is measured during assessments of Walk/Wheelchair and Transfers: Toilet.

To be categorized at any given level, the patient must complete either all of the tasks included in the definition or only one of several tasks. If all must be completed, the series of tasks will be connected in the text of the definition by the word “and.” If only one must be completed, the series of tasks will be connected by the word “or.” For example, Grooming includes oral care, hair grooming, washing the hands, washing the face, and either shaving or applying make-up. Communication includes clear comprehension of either auditory or visual communication.

Implicit in all of the definitions, and stated in many of them, is a concern that the individual perform these activities with reasonable safety. With respect to level 6, you must ask yourself whether the patient is at risk of injury while performing the task. As with all human endeavors, your judgment should take into account a balance between an individual’s risk of participating in some activities and a corresponding, although different risk if (s)he does not.

Because the data set is still being refined, your opinions and suggestions are considered very important. We are also interested in any problems you encounter in collecting and recording data.

The FIM instrument may be added to information that has already been gathered by a facility. This information may include items such as independent living skills, ability to take medications, to use community transportation, to direct care provided by an aide, or to write or use the telephone, and other characteristics such as mobility outdoors, impairments such as blindness and deafness, and pre-morbid status.

Do not modify the FIM instrument itself.

PROCEDURES FOR SCORING THE FIM™ INSTRUMENT AND FUNCTION MODIFIERS

Each of the 18 items comprising the FIM™ instrument has a maximum score of seven (7), which indicates complete independence. A score of one (1) indicates total assistance. A code of zero (0) may be used for some items to indicate that the activity does not occur. Use only whole numbers. For the Function Modifiers, the score range is a minimum of 0 and a maximum of 7, except for Items 35 and 36, where the maximum score is three (3). The following rules will help guide you in your administration of the FIM instrument.

1. Admission FIM scores must be collected during the first 3 calendar days of the patient's current rehabilitation hospitalization that is covered by Medicare Part A fee for service. These scores must be based upon activities performed during the **entire** 3-calendar-day admission time frame.
2. Discharge FIM scores must be collected during the 3 calendar days prior to and including the day of discharge (i.e., the discharge date is the last calendar day of the 3 calendar day discharge assessment time frame). These FIM scores must be based upon activities performed during the **entire** 3-calendar-day discharge time frame.
3. Most **FIM items** use an assessment time period of 3 calendar days. For the **Function Modifiers** Bladder Frequency of Accidents and Bowel Frequency of Accidents (Items 30 and 32), a 7-day assessment time period is needed. The admission assessment for bladder and bowel accidents would include the 4 calendar days prior to the rehabilitation admission, as well as the first 3 calendar days in the rehabilitation facility.

In the event that information about bladder and/or bowel accidents prior to the rehabilitation admission is unavailable, record scores for items 30 and 32 that are based upon the number of accidents **since** the rehabilitation admission.

4. The **FIM scores** and **Function Modifier scores** should reflect the patient's actual performance of the activity, not what the patient should be able to do, and not a simulation of the activity.
5. If differences in function occur in different environments or at different times of the day, record the *lowest* (most dependent) score. In such cases, the patient usually has not mastered the function across a 24-hour period, is too tired, or is not motivated enough to perform the activity out of the therapy setting. There may be a need to resolve the question of what is the most dependent level by discussion among team members.

Note: The patient's score on measures of function should not reflect arbitrary limitations or circumstances imposed by the facility. For example, a patient who can routinely ambulate more than 150 feet throughout the day with supervision (score of

Copyright ©2001, 2002 UB Foundation Activities, Inc. (UBFA, Inc.) for compilation rights; no copyrights claimed in U.S. Government works included in Section I, portions of Section IV, Appendices I and K, and portions of Appendices B, C, E, G, H and J. All other copyrights are reserved to their respective owners. Copyright ©1993-2001 UB Foundation Activities, Inc. for the FIM Data Set, Measurement Scale, Impairment Codes, and refinements thereto for the IRF-PAI, and for the Guide for the Uniform Data Set for Medical Rehabilitation, as incorporated or referenced herein. The FIM mark is owned by UBFA, Inc.

5 for FIM Locomotion: Walk/Wheelchair item), but who is observed to ambulate only 20 feet at night to use the toilet because that is the distance from his/her bed, should receive a Walk score of 5 rather than a lower score.

6. The **FIM scores** and **Function Modifier scores** should be based on the best available information. Direct observation of the patient's performance is preferred; however, credible reports of performance may be gathered from the medical record, the patient, other staff members, family, and friends. The medical record may also provide additional information about bladder and bowel accidents and inappropriate behaviors.
7. Record a **Function Modifier score** for EITHER Tub Transfer (Item 33) OR Shower Transfer (Item 34) but not both. Leave the other transfer item blank. Please note that the mode for this item does not need to be the same at admission and discharge.
8. Record the **FIM score** that best describes the patient's level of function for *every* FIM item (Items 39A through 39R). No FIM item should be left blank.
9. For some **FIM items** (e.g., Walk/Wheelchair (39L), Comprehension (39N), and Expression (39O)) there are boxes next to the functional score box that are to be used to indicate the more frequent mode used by the patient for that item. To indicate the more frequent mode, place the appropriate letter in each box (i.e., W for Walk, C for Wheelchair, or B for Both for Item 39L (Walk/Wheelchair); A for Auditory, V for Visual, or B for Both for Item 39N (Comprehension); and V for Vocal, N for Nonvocal, and B for Both for Item 39O (Expression)). Note that for items 39N (Comprehension) and 39O (Expression) the mode at admission does not have to match the mode at discharge.
10. The mode of locomotion for the **FIM item** Walk/Wheelchair (39L) must be the same on admission and discharge. Some patients may change the mode of locomotion from admission to discharge, usually wheelchair to walking. In such cases, you should code the admission mode and score based on the *more frequent mode of locomotion at discharge*. If, at discharge, the patient uses both modes (walk, wheelchair) equally, score Item 39L using the Walk scores from Item 37 for both admission and discharge.¹
11. When the assistance of two helpers is required for the patient to perform the tasks described in an item, score level 1 - Total Assistance.
12. A code of 0 may be used for some **FIM items** and some **Function Modifiers** to indicate that the activity does not occur at any time during the assessment period. (For a summary of the scoring rules concerning the use of the 0 code, see the table at the end of this section). A code of 0 means that the patient does not perform the activity and a helper does not perform the activity for the patient, at any time during the assessment period. Use of this code should be rare for most items, and

justification for the use of 0 should be documented in the medical record. Possible reasons why the patient does not perform the activity may include the following:

- The patient does not attempt the activity because the clinician determines that it is unsafe for the patient to perform the activity (e.g., going up and down stairs for patient with lower extremity paralysis).
- The patient cannot perform the activity because of a medical condition or medical treatment (e.g., walking for the patient who is unable to bear weight on lower extremities).
- The patient refuses to perform an activity (e.g., the patient refuses to dress in clothing other than a hospital gown or the patient refuses to be dressed by a helper).

13. For certain **FIM items**, a code of 0 may be used on **admission** but not at **discharge**. However, code 0 may NOT be used for Bladder Management (Items 29, 30 and 39G), Bowel Management (Items 31, 32 and 39H), or the cognitive items (Items 39N through 39R) at either admission or discharge.
14. If a **FIM activity** does not occur at the time of **discharge** record a score of 1 – Total Assistance.
15. For the **Function Modifiers Items 33 through 38**, a code of 0 may be used on admission and discharge.
16. Prior to recording a code of 0, the clinician completing the assessment must consult with other clinicians, the patient's medical record, the patient, and the patient's family members to determine whether the patient did perform or was observed performing the activity. Do not use code "0" to indicate that the clinician **did not observe** the patient performing the activity; use the code only when the activity did not occur.

Overview for Use of Code 0 - Activity Does Not Occur for FIM Instrument and Function Modifier Items on the IRF-PAI

IRF-PAI Item	Can code "0 - Activity does not occur", be used during the Admission Assessment?	Can code "0 - Activity does not occur", be used during the Discharge Assessment?
Function Modifiers		
29	Bladder Level of Assistance	No
30	Bladder Frequency of Accidents	No
31	Bowel Level of Assistance	No
32	Bowel Frequency of Accidents	No
33	Tub Transfer	Yes
34	Shower Transfer	No
35	Distance Walked	Yes
36	Distance Traveled in Wheelchair	Yes
37	Walk	Yes
38	Wheelchair	Yes
FIM Items*		
39A	Eating	Yes
39B	Grooming	Yes
39C	Bathing	Yes
39D	Dressing - Upper	Yes
39E	Dressing - Lower	Yes
39F	Toileting	Yes
39G	Bladder	No
39H	Bowel	No
39I	Transfers: Bed, Chair, Wheelchair	Yes
39J	Transfers: Toilet	Yes
39K	Transfers: Tub, Shower	Yes
39L	Walk/Wheelchair	Yes
39M	Stairs	Yes
39N	Comprehension	No
39O	Expression	No
39P	Social Interaction	No
39Q	Problem Solving	No
39R	Memory	No

*If activity does not occur at discharge, code FIM items using "1"

Copyright ©2001, 2002 UB Foundation Activities, Inc. (UBFA, Inc.) for compilation rights; no copyrights claimed in U.S. Government works included in Section I, portions of Section IV, Appendices I and K, and portions of Appendices B, C, E, G, H and J. All other copyrights are reserved to their respective owners. Copyright ©1993-2001 UB Foundation Activities, Inc. for the FIM Data Set, Measurement Scale, Impairment Codes, and refinements thereto for the IRF-PAI, and for the Guide for the Uniform Data Set for Medical Rehabilitation, as incorporated or referenced herein. The FIM mark is owned by UBFA, Inc.

DESCRIPTION OF THE LEVELS OF FUNCTION AND THEIR SCORES

INDEPENDENT - Another person is not required for the activity (NO HELPER).

- 7 Complete Independence—The patient safely performs all the tasks described as making up the activity within a reasonable amount of time, and does so without modification, assistive devices, or aids.
- 6 Modified Independence—One or more of the following may be true: the activity requires an assistive device or aid, the activity takes more than reasonable time, or the activity involves safety (risk) considerations.

DEPENDENT - Patient requires another person for either supervision or physical assistance in order to perform the activity, or it is not performed (REQUIRES HELPER).

Modified Dependence: The patient expends half (50%) or more of the effort. The levels of assistance required are defined below.

- 5 Supervision or Setup—The patient requires no more help than standby, cuing, or coaxing, without physical contact; alternately, the helper sets up needed items or applies orthoses or assistive/adaptive devices.
- 4 Minimal Contact Assistance—The patient requires no more help than touching, and expends 75% or more of the effort.
- 3 Moderate Assistance—The patient requires more help than touching, or expends between 50 and 74% of the effort.

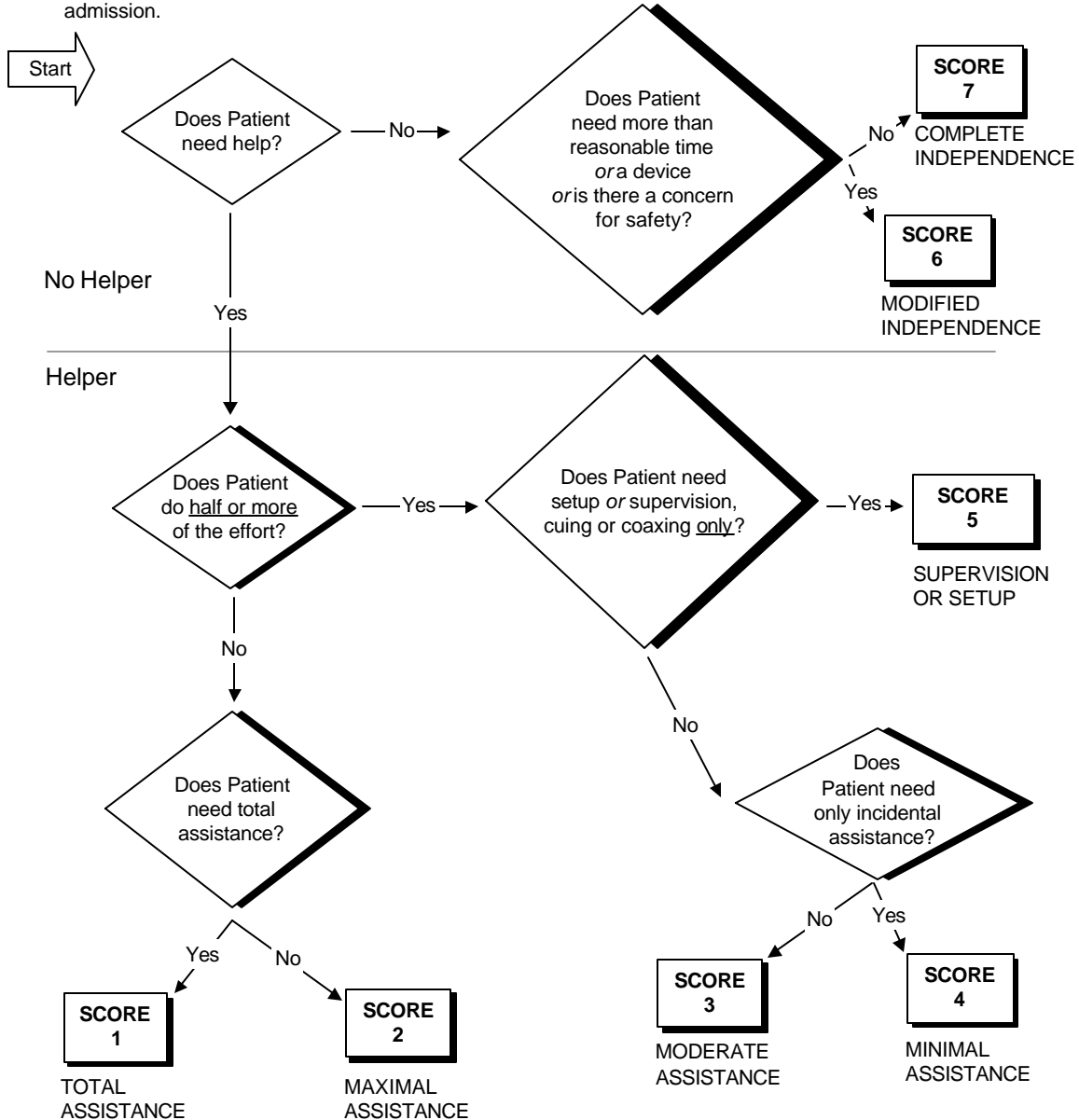
Complete Dependence: The patient expends less than half (less than 50%) of the effort. Maximal or total assistance is required. The levels of assistance required are defined below.

- 2 Maximal Assistance—The patient expends between 25 to 49% of the effort.
- 1 Total Assistance—The patient expends less than 25% of the effort.
- 0 Activity Does Not Occur – The patient does not perform the activity, and a helper does not perform the activity for the patient during the entire assessment time frame. **NOTE:** Do *not* use this code only because you did not observe the patient perform the activity. In such cases, consult other clinicians, the patient's medical record, the patient, and the patient's family members to discover whether others observed the patient perform the activity.

INSTRUCTIONS FOR THE USE OF THE FIM™ DECISION TREES

General Description of FIM Instrument Levels of Function and Their Scores

To use the FIM™ Decision Tree, begin in the upper left hand corner. Answer the questions and follow the branches to the correct score. You will notice that behaviors and scores above the line indicate that NO HELPER is needed, while behaviors and scores below the bottom line indicate that a HELPER is needed. If an activity does not occur for self care, transfer or locomotion items on admission, enter code "0" on admission.



Copyright ©2001, 2002 UB Foundation Activities, Inc. (UBFA, Inc.) for compilation rights; no copyrights claimed in U.S. Government works included in Section I, portions of Section IV, Appendices I and K, and portions of Appendices B, C, E, G, H and J. All other copyrights are reserved to their respective owners. Copyright ©1993-2001 UB Foundation Activities, Inc. for the FIM Data Set, Measurement Scale, Impairment Codes, and refinements thereto for the IRF-PAI, and for the Guide for the Uniform Data Set for Medical Rehabilitation, as incorporated or referenced herein. The FIM mark is owned by UBFA, Inc.

EATING: *Eating* includes the ability to use suitable utensils to bring food to the mouth, as well as the ability to chew and swallow the food once the meal is presented in the customary manner on a table or tray. The patient performs this activity safely.

NO HELPER

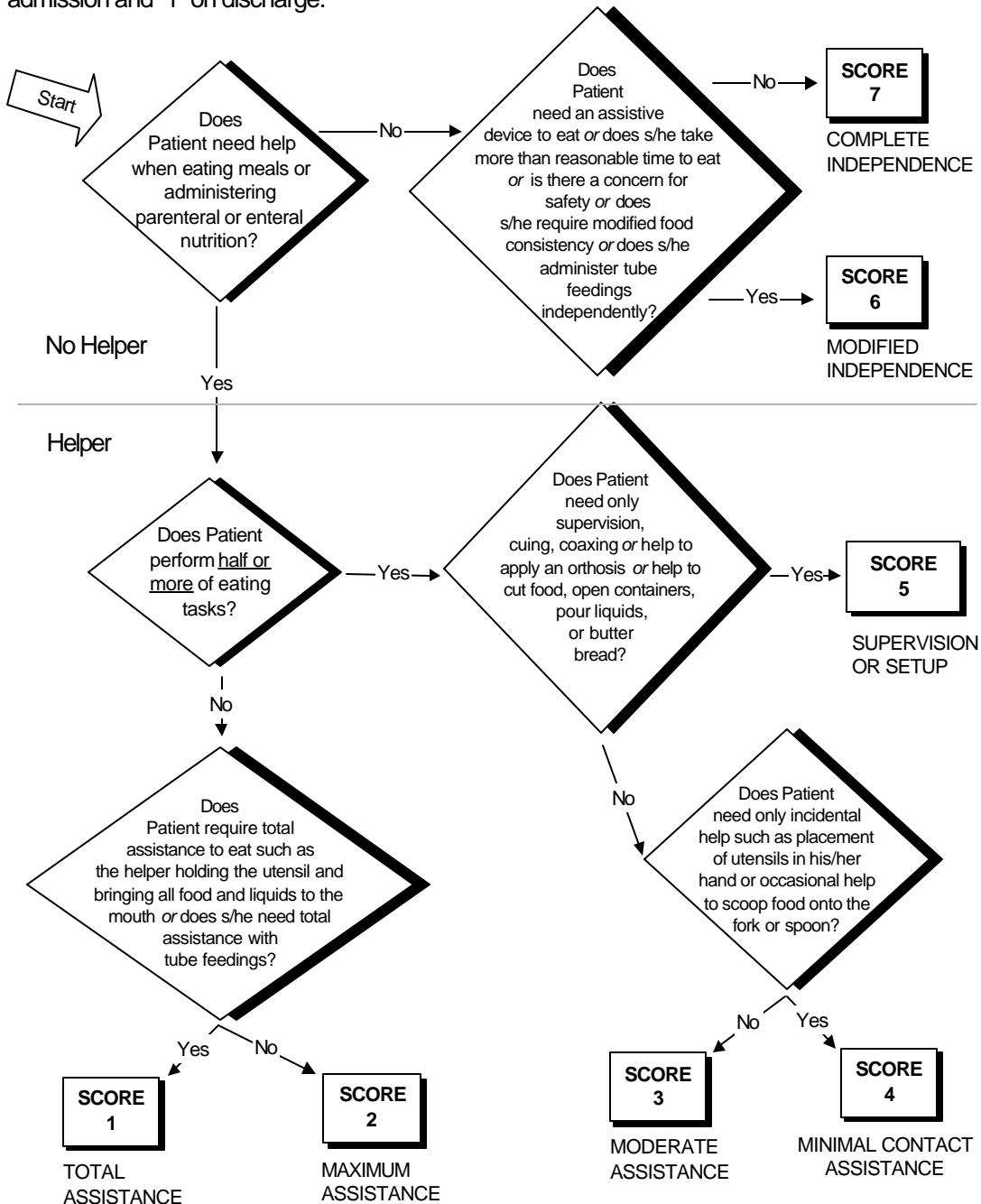
- 7 Complete Independence—The patient eats from a dish while managing a variety of food consistencies, and drinks from a cup or glass with the meal presented in the customary manner on a table or tray. The subject opens containers, butters bread, cuts meat, pours liquids, and uses a spoon or fork to bring food to the mouth, where it is chewed and swallowed. The patient performs this activity safely.
- 6 Modified Independence—Performance of the activity involves safety considerations, or the patient requires an adaptive or assistive device such as a long straw, spork, or rocking knife; requires more than a reasonable time to eat; or requires modified food consistency or blenderized food. If the patient relies on other means of alimentation, such as parenteral or gastrostomy feedings, then (s)he self-administers the feedings.

HELPER

- 5 Supervision or Setup—The patient requires supervision (e.g., standing by, cuing, or coaxing) or setup (application of orthoses or assistive/adaptive devices), or another person is required to open containers, butter bread, cut meat, or pour liquids.
- 4 Minimal Contact Assistance—The patient performs 75% or more of eating tasks.
- 3 Moderate Assistance—The patient performs 50% to 74% of eating tasks.
- 2 Maximal Assistance—The patient performs 25% to 49% of eating tasks.
- 1 Total Assistance—The patient performs less than 25% of eating tasks, or the patient relies on parenteral or gastrostomy feedings (either wholly or partially) and does not self-administer the feedings.
- 0 Activity Does Not Occur—Enter code 0 only for the admission assessment. The patient does not eat *and* does not receive any parenteral/enteral nutrition during the entire assessment time frame. Use of this code should be rare.

EATING

Eating includes the use of suitable utensils to bring food to the mouth, chewing and swallowing, once the meal is presented in the customary manner on a table or tray. At level 7 the patient eats from a dish while managing all consistencies of food, and drinks from a cup or glass with the meal presented in the customary manner on a table or tray. The patient uses suitable utensils to bring food to the mouth; food is chewed and swallowed. Performs independently and safely. If activity does not occur, code "0" on admission and "1" on discharge.



Copyright ©2001, 2002 UB Foundation Activities, Inc. (UBFA, Inc.) for compilation rights; no copyrights claimed in U.S. Government works included in Section I, portions of Section IV, Appendices I and K, and portions of Appendices B, C, E, G, H and J. All other copyrights are reserved to their respective owners. Copyright ©1993-2001 UB Foundation Activities, Inc. for the FIM Data Set, Measurement Scale, Impairment Codes, and refinements thereto for the IRF-PAI, and for the Guide for the Uniform Data Set for Medical Rehabilitation, as incorporated or referenced herein. The FIM mark is owned by UBFA, Inc.

GROOMING: *Grooming* includes oral care, hair grooming (combing or brushing hair), washing the hands*, washing the face*, and either shaving the face or applying make-up. If the subject neither shaves nor applies make-up, Grooming includes only the first four tasks. The patient performs this activity safely. This item includes obtaining articles necessary for grooming.

NO HELPER

- 7 Complete Independence—The patient cleans teeth or dentures, combs or brushes hair, washes the hands*, washes the face*, and either shaves the face or applies make-up, including all preparations. The patient performs this activity safely.
- 6 Modified Independence—The patient requires specialized equipment (including prosthesis or orthosis) to perform grooming activities, or takes more than a reasonable time, or there are safety considerations.

HELPER

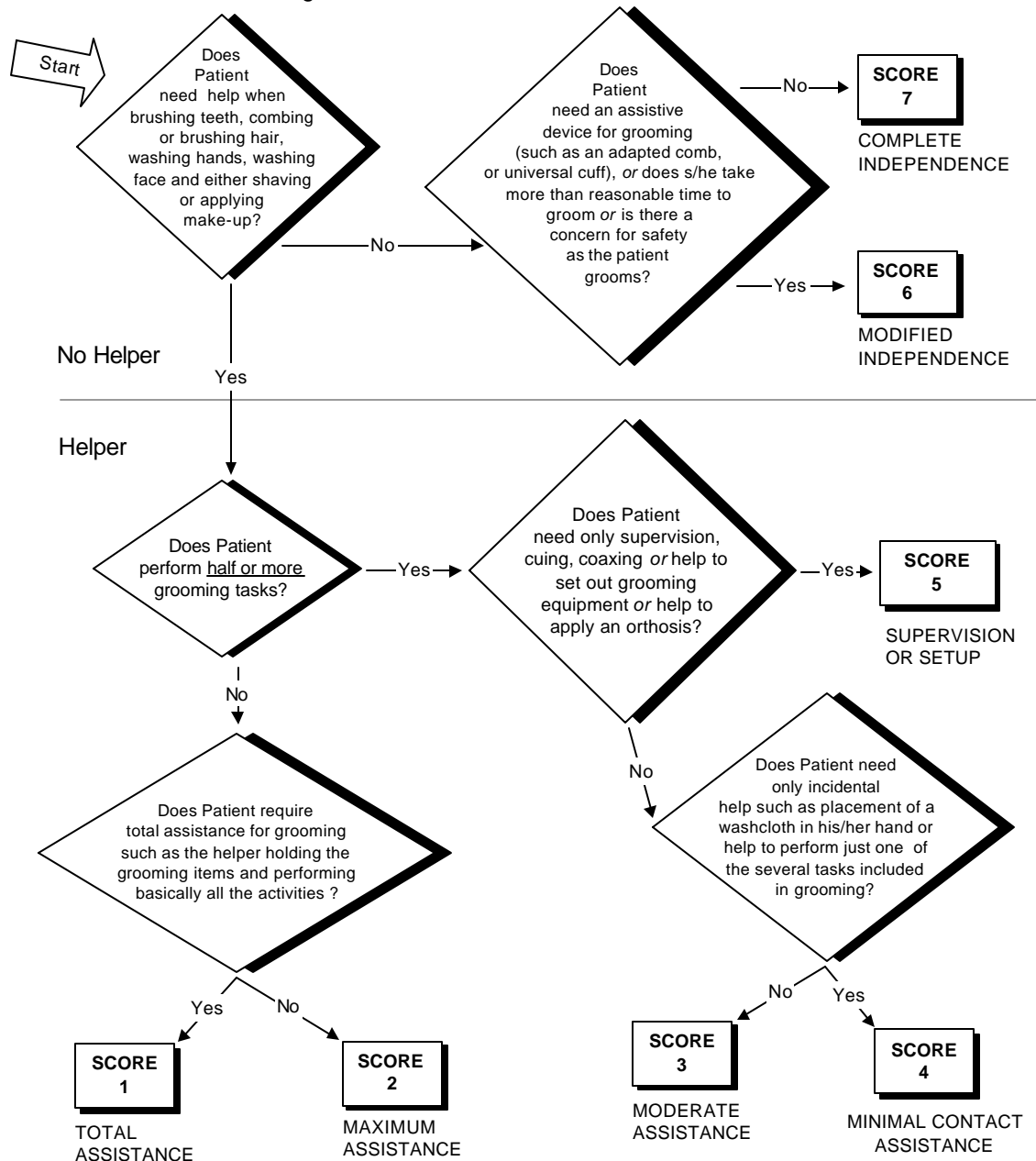
- 5 Supervision or Setup—The patient requires supervision (e.g., standing by, cuing, or coaxing) or setup (application of orthoses or adapted/assistive devices, setting out grooming equipment, or initial preparation such as applying toothpaste to toothbrush or opening make-up containers).
- 4 Minimal Contact Assistance—The patient performs 75% or more of grooming tasks.
- 3 Moderate Assistance—The patient performs 50% to 74% of grooming tasks.
- 2 Maximal Assistance—The patient performs 25% to 49% of grooming tasks.
- 1 Total Assistance—The patient performs less than 25% of grooming tasks.
- 0 Activity Does Not Occur—Enter code 0 only for the admission assessment. The patient does not perform any grooming activities (oral care, hair grooming, washing the hands, washing the face, and either shaving the face or applying make-up), and is not groomed by a helper during the entire assessment time frame. Use of this code should be rare.

COMMENT: Assess only the activities listed in the definition. Grooming does not include flossing teeth, shampooing hair, applying deodorant, or shaving legs. If the subject is bald or chooses not to shave or apply make-up, do not assess those activities.

*including rinsing and drying.

GROOMING

Grooming includes oral care, hair grooming (combing and brushing hair), washing the hands and washing the face, and either shaving the face or applying make-up. If the patient neither shaves nor applies makeup, Grooming includes only the first four tasks. At level 7 the patient cleans his/her teeth or dentures, combs or brushes his/her hair, washes his/her hands and face, and may shave or apply make-up, including all preparations. Performs independently and safely. If activity does not occur, score "0" on admission and "1" on discharge.



Copyright ©2001, 2002 UB Foundation Activities, Inc. (UBFA, Inc.) for compilation rights; no copyrights claimed in U.S. Government works included in Section I, portions of Section IV, Appendices I and K, and portions of Appendices B, C, E, G, H and J. All other copyrights are reserved to their respective owners. Copyright ©1993-2001 UB Foundation Activities, Inc. for the FIM Data Set, Measurement Scale, Impairment Codes, and refinements thereto for the IRF-PAI, and for the Guide for the Uniform Data Set for Medical Rehabilitation, as incorporated or referenced herein. The FIM mark is owned by UBFA, Inc.

BATHING: *Bathing* includes washing, rinsing, and drying the body from the neck down (excluding the neck and back) in either a tub, shower, or sponge/bed bath. The patient performs the activity safely.

NO HELPER

- 7 Complete Independence—The patient safely bathes (washes, rinses and dries) the body.
- 6 Modified Independence—The patient requires specialized equipment (including prosthesis or orthosis) to bathe, or takes more than a reasonable amount of time, or there are safety considerations.

HELPER

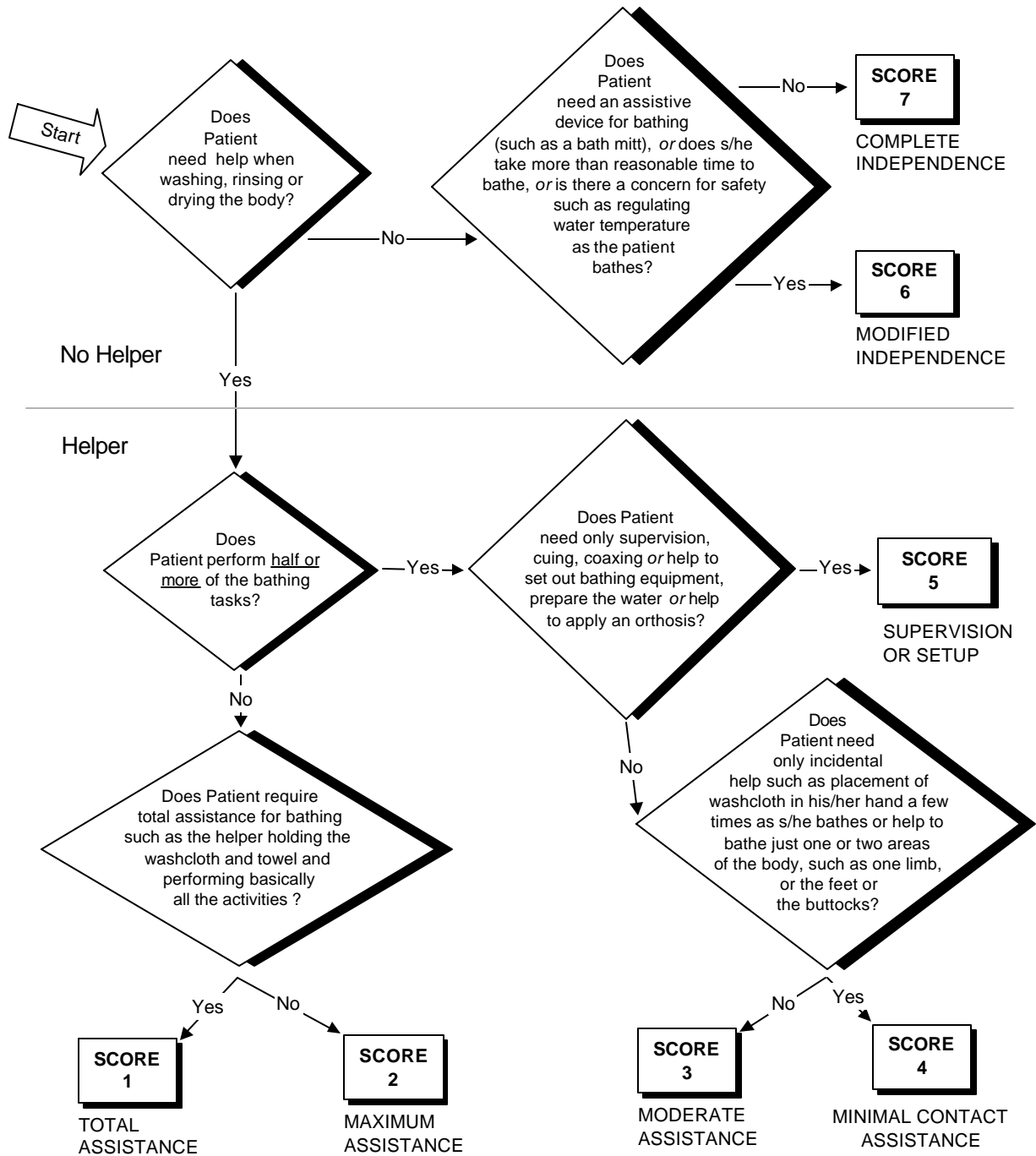
- 5 Supervision or Setup—The patient requires supervision (e.g., standing by, cuing or coaxing) or setup (application of assistive/adaptive devices, setting out bathing equipment, or initial preparation such as preparing the water or washing materials).
- 4 Minimal Contact Assistance—The patient performs 75% or more of bathing tasks.
- 3 Moderate Assistance—The patient performs 50% to 74% of bathing tasks.
- 2 Maximal Assistance—The patient performs 25% to 49% of bathing tasks.
- 1 Total Assistance—The patient performs less than 25% of bathing tasks.
- 0 Activity Does Not Occur—Enter code 0 only for the admission assessment. The patient does not bathe self, and is not bathed by a helper. Use of this code should be rare.

When scoring this item, consider the body as divided up into ten areas or parts. Evaluate how the patient bathes each of the ten areas or parts, with each accounting for 10% of the total:

- chest
- left arm
- right arm
- abdomen
- perineal area
- buttocks
- left upper leg
- right upper leg
- left lower leg, including foot
- right lower leg, including foot

BATHING

Bathing includes bathing (washing, rinsing and drying) the body from the neck down (excluding the back); may be either tub, shower or sponge/bed bath. At level 7 the patient bathes (washes, rinses and dries) the body, excluding the back. Performs independently and safely. If activity does not occur, code "0" on admission and "1" on discharge.



Copyright ©2001, 2002 UB Foundation Activities, Inc. (UBFA, Inc.) for compilation rights; no copyrights claimed in U.S. Government works included in Section I, portions of Section IV, Appendices I and K, and portions of Appendices B, C, E, G, H and J. All other copyrights are reserved to their respective owners. Copyright ©1993-2001 UB Foundation Activities, Inc. for the FIM Data Set, Measurement Scale, Impairment Codes, and refinements thereto for the IRF-PAI, and for the Guide for the Uniform Data Set for Medical Rehabilitation, as incorporated or referenced herein. The FIM mark is owned by UBFA, Inc.

DRESSING - UPPER BODY: *Dressing – Upper Body* includes dressing and undressing above the waist, as well as applying and removing a prosthesis or orthosis when applicable. The patient performs this activity safely.

NO HELPER

- 7 Complete Independence—The patient dresses and undresses self. This includes obtaining clothes from their customary places (such as drawers and closets), and may include managing a bra, pullover garment, front-opening garment, zippers, buttons, or snaps, as well as the application and removal of a prosthesis or orthosis (which is not used as an assistive device for upper body dressing) when applicable. The patient performs this activity safely.
- 6 Modified Independence—The patient requires special adaptive closure such as a Velcro® Fastener, or an assistive device (including a prosthesis or orthosis) to dress, or takes more than a reasonable amount of time.

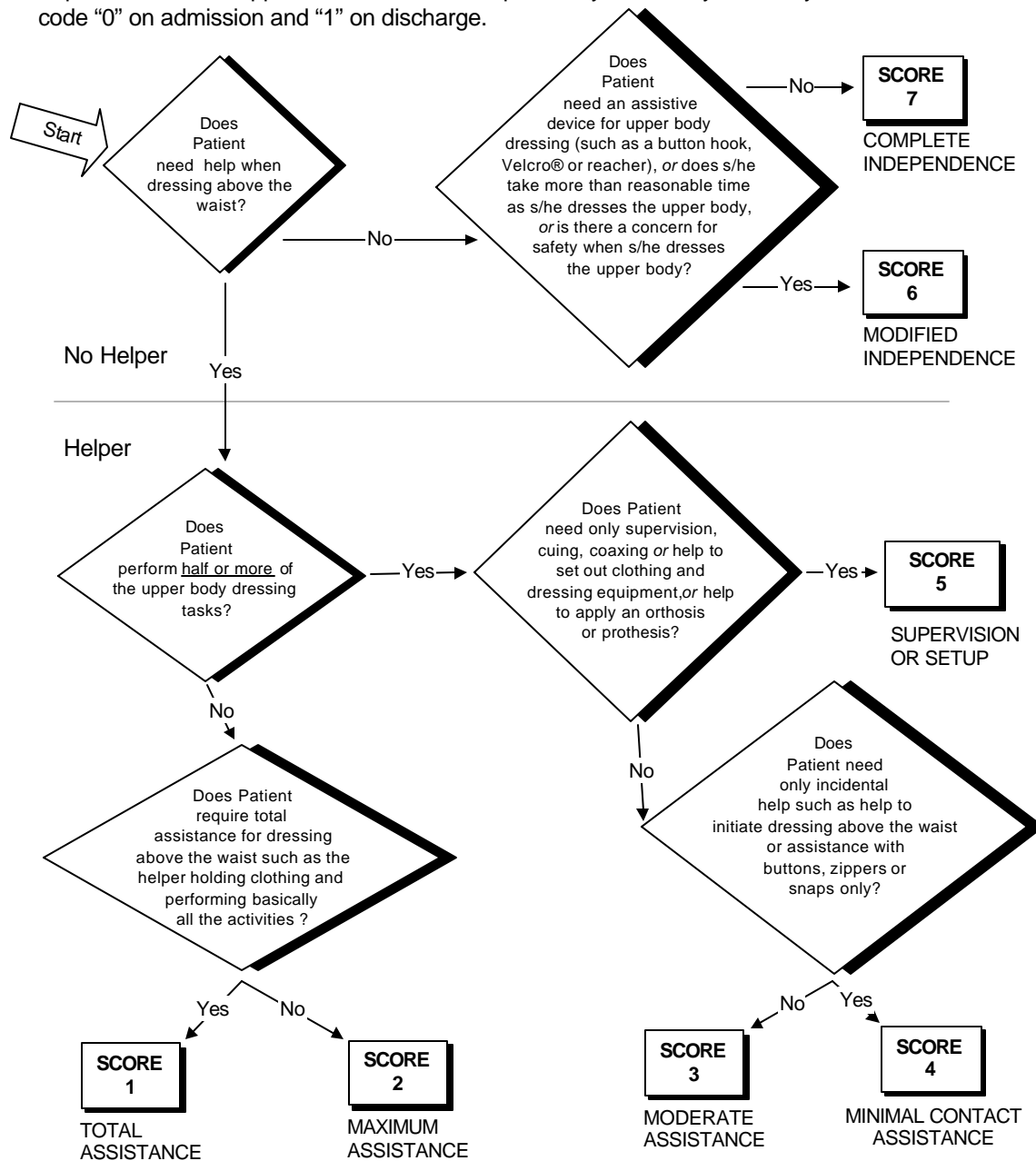
HELPER

- 5 Supervision or Setup—The patient requires supervision (e.g., standing by, cuing, or coaxing) or setup (application of an upper body or limb orthosis/prosthesis, application of an assistive/adaptive device, or setting out clothes or dressing equipment).
- 4 Minimal Contact Assistance—The patient performs 75% or more of dressing tasks.
- 3 Moderate Assistance—The patient performs 50% to 74% of dressing tasks.
- 2 Maximal Assistance—The patient performs 25% to 49% of dressing tasks.
- 1 Total Assistance—The patient performs less than 25% of dressing tasks.
- 0 Activity Does Not Occur—Enter code 0 only for the admission assessment. The patient does not dress and the helper does not dress the patient in clothing that is appropriate to wear in public during the entire assessment time frame. The subject who wears only a hospital gown would be coded “0 – Activity Does Not Occur.” Putting on and taking off scrubs may be appropriate for purposes of assessment. Use of this code should be rare.

COMMENT: When assessing dressing and undressing, the subject must use clothing that is appropriate to wear in public. If the subject wears only hospital gowns or nightgowns/pajamas, score as level 0.

DRESSING - UPPER BODY

Dressing Upper Body includes dressing and undressing above the waist, as well as applying and removing a prosthesis or orthosis when applicable. Note: this item may include assessment of one to several activities, depending on whether the patient chooses to wear one piece of clothing (a sweatshirt for example) or several pieces of clothing (a bra, blouse and sweater). At level 7 the patient dresses and undresses including obtaining clothing from his/her drawers and closets; manages bra, pullover garment; applies and removes orthosis or prosthesis when applicable. Performs independently and safely. If activity does not occur, code "0" on admission and "1" on discharge.



Copyright ©2001, 2002 UB Foundation Activities, Inc. (UBFA, Inc.) for compilation rights; no copyrights claimed in U.S. Government works included in Section I, portions of Section IV, Appendices I and K, and portions of Appendices B, C, E, G, H and J. All other copyrights are reserved to their respective owners. Copyright ©1993-2001 UB Foundation Activities, Inc. for the FIM Data Set, Measurement Scale, Impairment Codes, and refinements thereto for the IRF-PAI, and for the Guide for the Uniform Data Set for Medical Rehabilitation, as incorporated or referenced herein. The FIM mark is owned by UBFA, Inc.

DRESSING - LOWER BODY: *Dressing – Lower Body* includes dressing and undressing from the waist down, as well as applying and removing a prosthesis or orthosis when applicable. The patient performs this activity safely.

NO HELPER

- 7 Complete Independence—The patient dresses and undresses safely. This includes obtaining clothes from their customary places (such as drawers and closets), and may also include managing underpants, slacks, skirt, belt, stockings, shoes, zippers, buttons, and snaps, as well as the application and removal of a prosthesis or orthosis (which is not used as an assistive device for lower body dressing) when applicable.
- 6 Modified Independence—The patient requires a special adaptive closure such as a Velcro® fastener, or an assistive device (including a prosthesis or orthosis) to dress, or takes more than a reasonable amount of time.

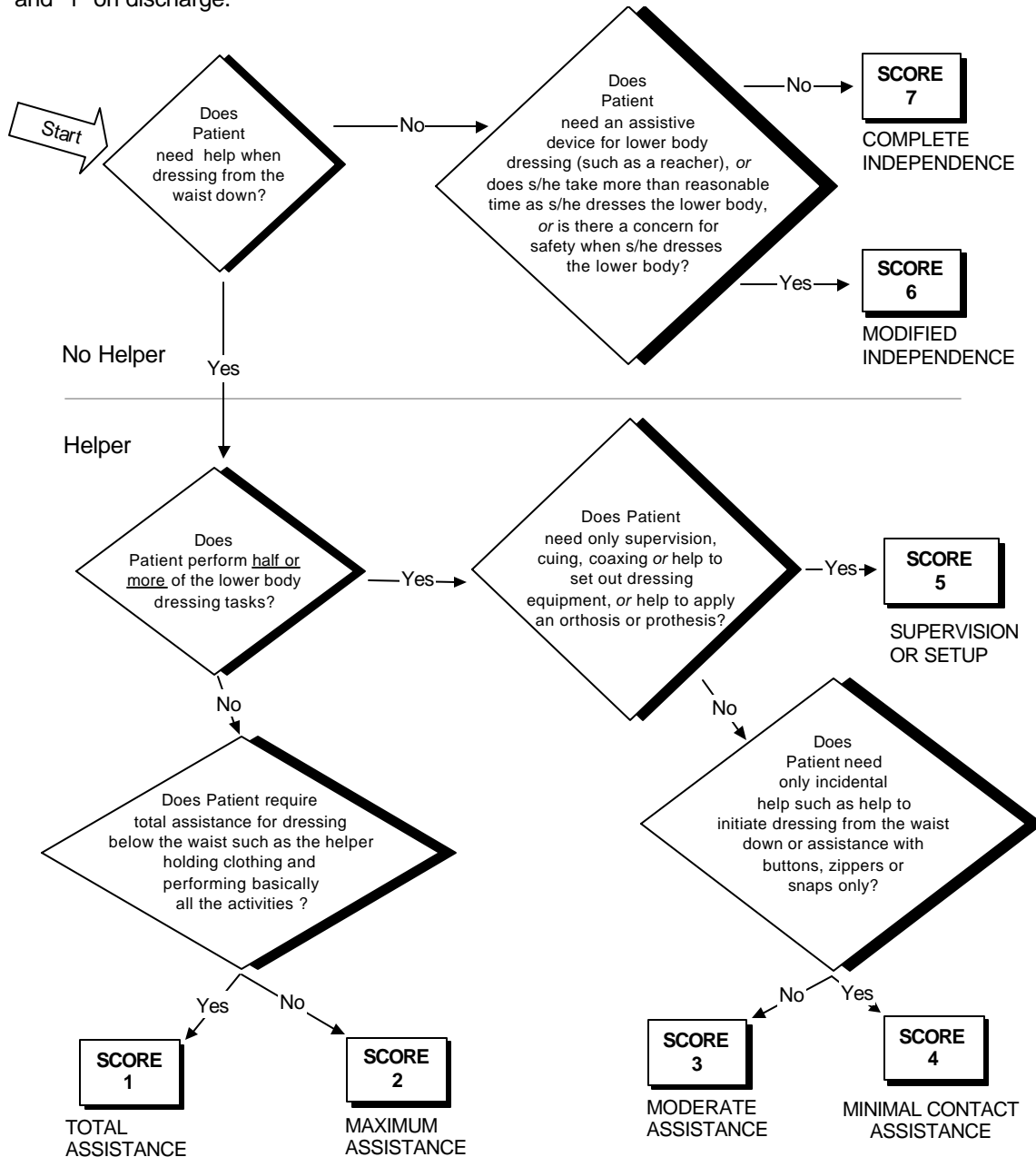
HELPER

- 5 Supervision or Setup—The patient requires supervision (e.g., standing by, cuing, or coaxing) or setup (application of a lower body or limb orthosis/prosthesis, application of an assistive/adaptive device or setting out clothes or dressing equipment).
- 4 Minimal Contact Assistance—The patient performs 75% or more of dressing tasks.
- 3 Moderate Assistance—The patient performs 50% to 74% of dressing tasks.
- 2 Maximal Assistance—The patient performs 25% to 49% of dressing tasks.
- 1 Total Assistance—The patient performs less than 25% of dressing tasks.
- 0 Activity Does Not Occur—Enter code 0 only for the admission assessment. The patient does not dress and the helper does not dress the patient in clothing that is appropriate to wear in public during the entire assessment time frame. For example, the patient who wears only a hospital gown and/or underpants and/or footwear would be coded “0 – Activity Does Not Occur” for this item. Putting on and taking off scrubs may be appropriate for purposes of assessment. Use of this code should be rare.

COMMENT: When assessing dressing and undressing, the subject must use clothing that is appropriate to wear in public. If the subject wears only hospital gowns or nightgowns/pajamas, score this activity as level 0.

DRESSING - LOWER BODY

Dressing Lower Body includes dressing and undressing from the waist down as well as applying and removing a prosthesis or orthosis when applicable. Note: this item typically includes assessment of applying and removing several pieces of clothing. At level 7 the patient dresses and undresses including obtaining clothing from his/her drawers and closets; manages underpants, slacks or skirt, socks, shoes; applies and removes orthosis or prosthesis when applicable. Performs independently and safely. If activity does not occur code "0" on admission and "1" on discharge.



Copyright ©2001, 2002 UB Foundation Activities, Inc. (UBFA, Inc.) for compilation rights; no copyrights claimed in U.S. Government works included in Section I, portions of Section IV, Appendices I and K, and portions of Appendices B, C, E, G, H and J. All other copyrights are reserved to their respective owners. Copyright ©1993-2001 UB Foundation Activities, Inc. for the FIM Data Set, Measurement Scale, Impairment Codes, and refinements thereto for the IRF-PAI, and for the Guide for the Uniform Data Set for Medical Rehabilitation, as incorporated or referenced herein. The FIM mark is owned by UBFA, Inc.

TOILETING: *Toileting* includes maintaining perineal hygiene and adjusting clothing before and after using a toilet, commode, bedpan, or urinal. The patient performs this activity safely.

NO HELPER

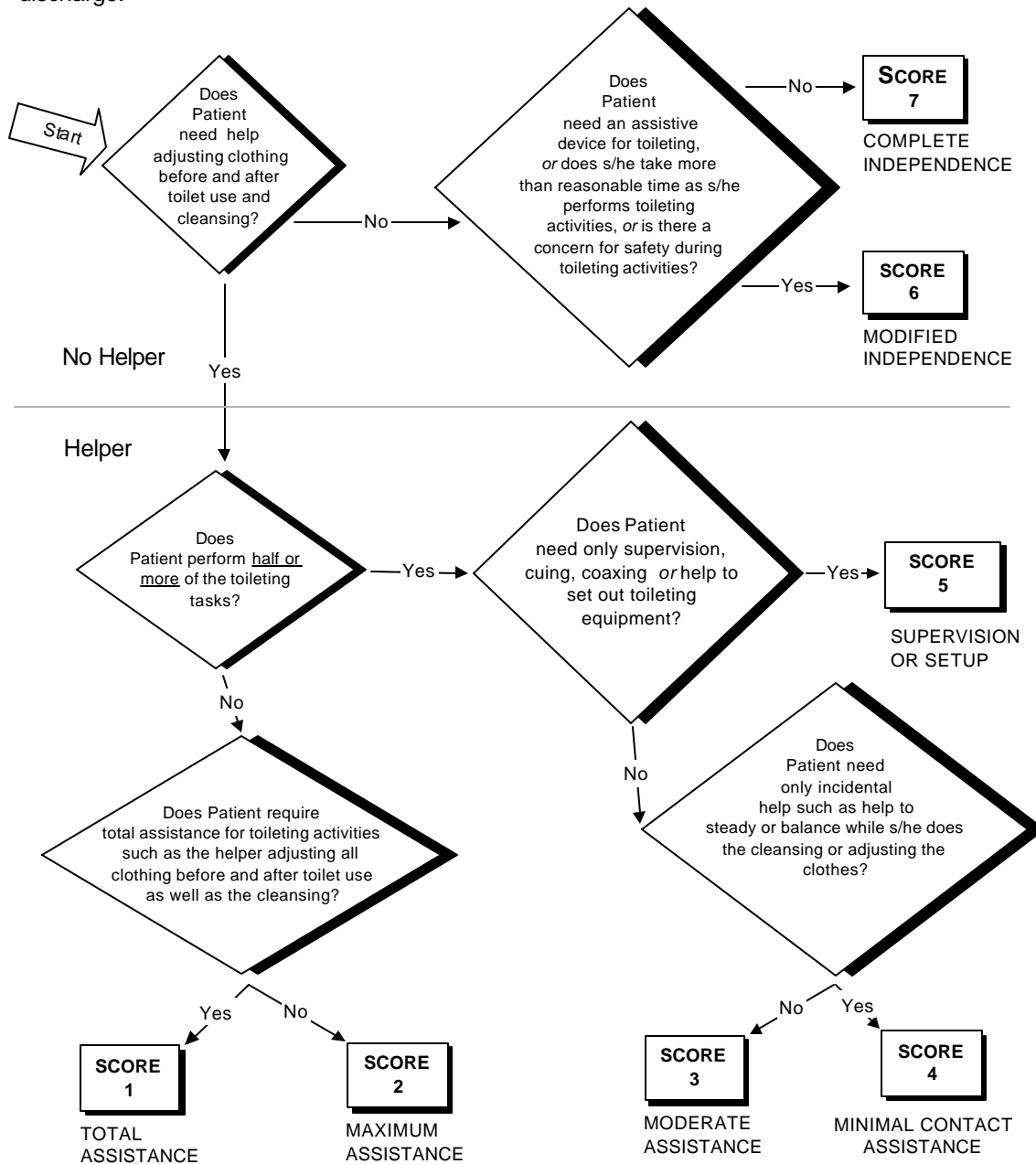
- 7 Complete Independence—The patient safely cleanses self after voiding and bowel movements, and safely adjusts clothing before and after using toilet, bedpan, commode or urinal.
- 6 Modified Independence—The patient requires specialized equipment (including orthosis or prosthesis) during toileting, or takes more than a reasonable amount of time, or there are safety considerations.

HELPER

- 5 Supervision or Setup—The patient requires supervision (e.g., standing by, cuing, or coaxing) or setup (application of adaptive devices or opening packages).
- 4 Minimal Contact Assistance—The patient performs 75% or more of toileting tasks.
- 3 Moderate Assistance—The patient performs 50% to 74% of toileting tasks.
- 2 Maximal Assistance—The patient performs 25% to 49% of toileting tasks.
- 1 Total Assistance—The patient performs less than 25% of toileting tasks.
- 0 Activity Does Not Occur—Enter code 0 only for the admission assessment. The patient does not perform *any* of the toileting tasks (perineal cleansing, clothing adjustment before and after toilet use), and a helper does not perform *any* of these activities for the subject. Use of this code should be rare.

TOILETING

Toileting includes maintaining perineal hygiene and adjusting clothing before and after using toilet or bedpan. If level of assistance for care differs between voiding and bowel movements, record the lower score. At level 7 the patient cleanses self after voiding and bowel movements; adjusts clothing before and after using toilet or bedpan. Performs independently and safely. If activity does not occur, code "0" on admission and "1" on discharge.



Copyright ©2001, 2002 UB Foundation Activities, Inc. (UBFA, Inc.) for compilation rights; no copyrights claimed in U.S. Government works included in Section I, portions of Section IV, Appendices I and K, and portions of Appendices B, C, E, G, H and J. All other copyrights are reserved to their respective owners. Copyright ©1993-2001 UB Foundation Activities, Inc. for the FIM Data Set, Measurement Scale, Impairment Codes, and refinements thereto for the IRF-PAI, and for the Guide for the Uniform Data Set for Medical Rehabilitation, as incorporated or referenced herein. The FIM mark is owned by UBFA, Inc.

BLADDER MANAGEMENT - Level of Assistance: *Bladder Management - Level of Assistance* includes the safe use of equipment or agents for bladder management. (Note: Use these definitions to score the Function Modifier, Item 29; refer to the comment below to score Item 39G).

NO HELPER

- 7 Complete Independence—The patient controls bladder completely and intentionally without equipment or devices, and is *never incontinent* (no accidents).
- 6 Modified Independence—The patient requires a urinal, bedpan, catheter, absorbent pad, diaper, urinary collecting device, or urinary diversion, or uses medication for control. If catheter is used, the patient cleans, sterilizes, and sets up the equipment for irrigation without assistance. If the individual uses a device, (s)he assembles and applies an external catheter with drainage bags or an ileal appliance without assistance of another person; the patient also empties, puts on, removes, and cleans leg bag, or empties and cleans ileal appliance bag. *The patient has no accidents.*

HELPER

- 5 Supervision or Setup—The patient requires supervision (e.g., standing by, cuing, or coaxing) or setup (placing or emptying) of equipment to maintain either a satisfactory voiding pattern or an external device in the past 3 days.
- 4 Minimal Contact Assistance—The patient requires minimal contact assistance to maintain an external device, and performs 75% or more of bladder management tasks in the past 3 days.
- 3 Moderate Assistance—The patient requires moderate assistance to maintain an external device, and performs 50% to 74% of bladder management tasks in the past 3 days.
- 2 Maximal Assistance—Patient performs 25-49% of bladder management tasks in the past 3 days.
- 1 Total Assistance—Patient performs less than 25% of bladder management tasks in the past 3 days.

Do not use code “0” for Bladder Management – Level of Assistance.

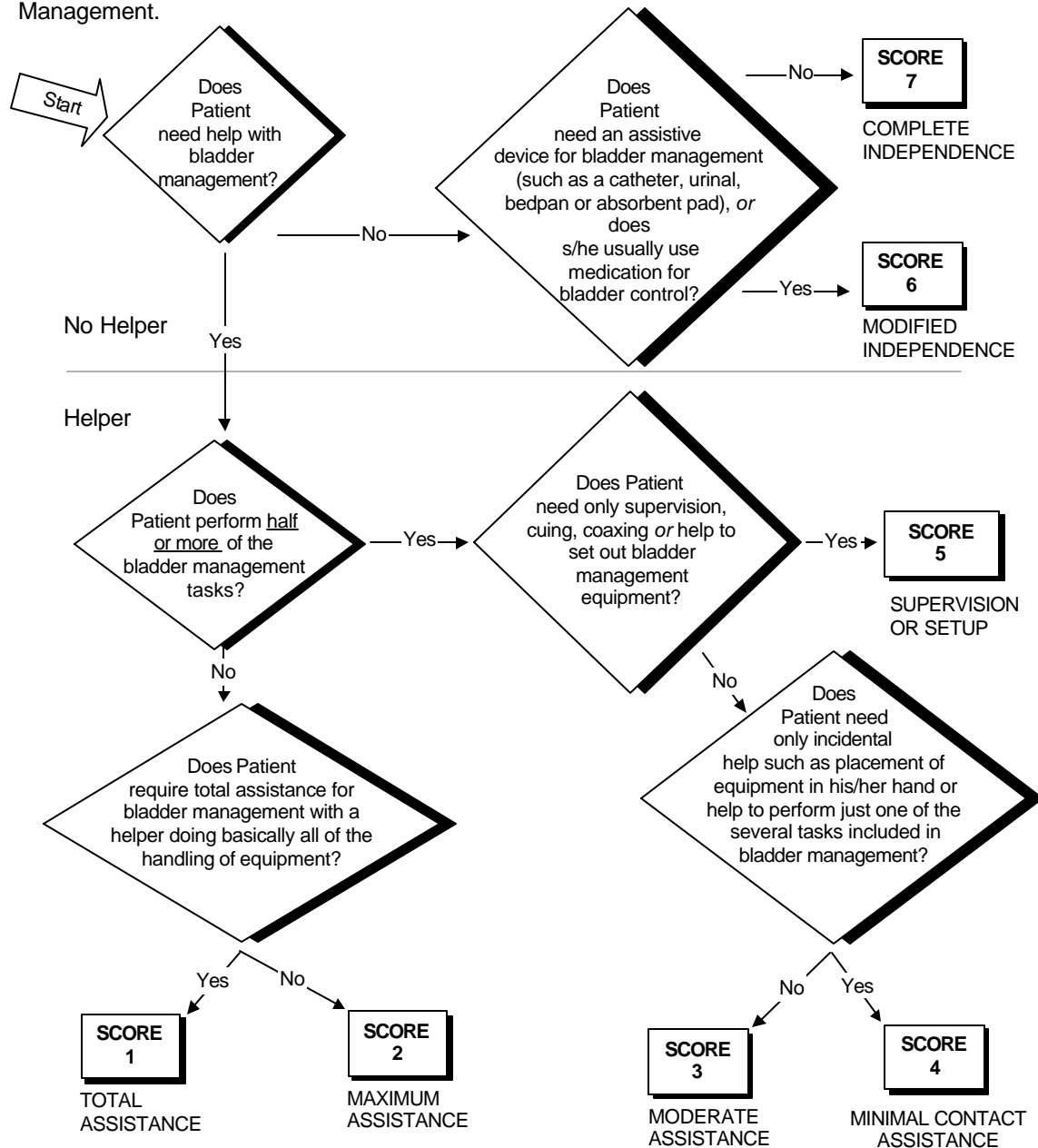
COMMENT: The functional goal of bladder management is to open the urinary sphincter only when needed and to keep it closed the rest of the time. This may require devices, medications (agents), or assistance for some individuals. This item deals with the level of assistance required to complete bladder management tasks. If the subject does not void (e.g., subject has renal failure and is on hemodialysis or peritoneal dialysis), then code level 7 - Complete Independence (see Appendix H, Frequently Asked Questions, for explanation).

A separate Function Modifier, *Bladder Management—Frequency of Accidents* (Item 30), deals with the success of the bladder management program.

Scoring Item 39G (Bladder): Enter into Item 39G (Bladder) the lower score from the two Function Modifiers (Items 29 and 30).

BLADDER MANAGEMENT - LEVEL OF ASSISTANCE

Bladder Management includes complete and intentional control of the urinary bladder and, if necessary, use of equipment or agents for bladder control. At level 7 the patient controls bladder completely and intentionally and is never incontinent. No equipment or agents are required. Bladder Management, with two function modifiers, level of assistance for bladder management and frequency of accidents. Score the function modifiers separately. Then, record the **lower** score on the FIM™ instrument. Do not use code "0" for Bladder Management.



Copyright ©2001, 2002 UB Foundation Activities, Inc. (UBFA, Inc.) for compilation rights; no copyrights claimed in U.S. Government works included in Section I, portions of Section IV, Appendices I and K, and portions of Appendices B, C, E, G, H and J. All other copyrights are reserved to their respective owners. Copyright ©1993-2001 UB Foundation Activities, Inc. for the FIM Data Set, Measurement Scale, Impairment Codes, and refinements thereto for the IRF-PAI, and for the Guide for the Uniform Data Set for Medical Rehabilitation, as incorporated or referenced herein. The FIM mark is owned by UBFA, Inc.

BLADDER MANAGEMENT - Frequency of Accidents: *Bladder Management: Frequency of Accidents* includes complete intentional control of urinary bladder and, if necessary, use of equipment or agents for bladder control. (Note: Use these definitions to score the Function Modifier, Item 30; refer to the comment below to score Item 39G).

Definition of Bladder Accidents – Bladder accidents refers to the act of wetting linen or clothing with urine, and includes bedpan and urinal spills.

NO HELPER

- 7 No Accidents—The patient controls bladder completely and intentionally, and does not have any accidents.
- 6 No Accidents; uses device such as catheter—The patient requires a urinal, bedpan, catheter, absorbent pad, diaper, urinary collecting device, or urinary diversion, or uses medication for control. *The patient has no accidents.*

HELPER

- 5 One (1) bladder accident, including bedpan and urinal spills, in the past 7 days.
- 4 Two (2) accidents, including bedpan and urinal spills, in the past 7 days.
- 3 Three (3) accidents, including bedpan and urinal spills, in the past 7 days.
- 2 Four (4) accidents, including bedpan and urinal spills, in the past 7 days.
- 1 Five (5) or more accidents, including bedpan and urinal spills, in the past 7 days.

Do not use code “0” for Bladder Management – Frequency of Accidents.

If the subject does not void (e.g., subject has renal failure and is on hemodialysis or peritoneal dialysis), then code level 7 - Complete Independence (see Appendix H for explanation).

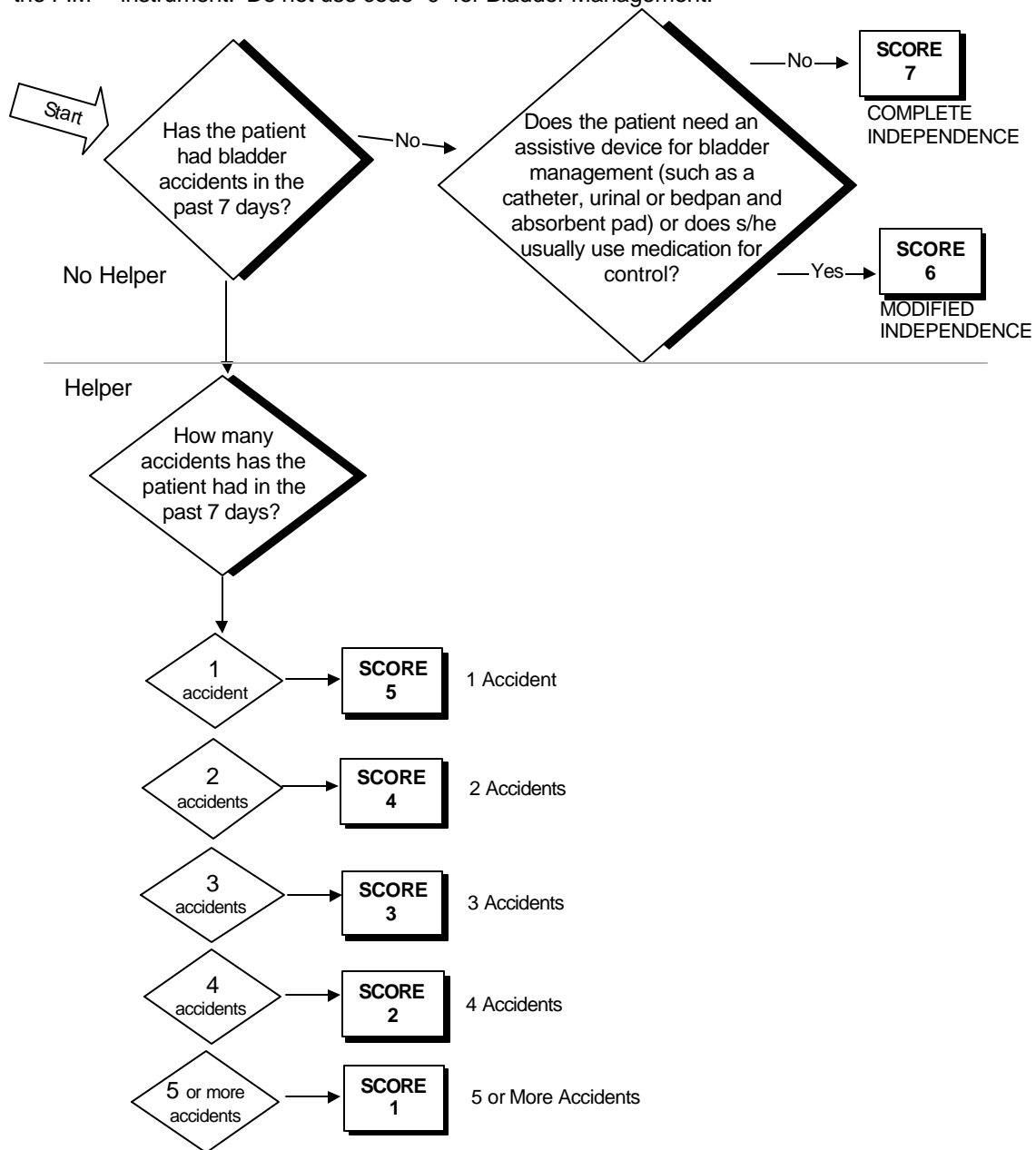
COMMENT: The functional goal of bladder management is to open the urinary sphincter only when needed and to keep it closed the rest of the time. This item deals with the frequency of accidents required to complete bladder management tasks.

A separate Function Modifier, *Bladder Management—Level of Assistance* (Item 29), deals with assistance with bladder management.

Scoring Item 39G (Bladder): Enter into Item 39G (Bladder) the lower score from the two Function Modifiers (Items 29 and 30).

BLADDER MANAGEMENT - PART 2 FREQUENCY OF ACCIDENTS

Bladder Management includes complete and intentional control of the urinary bladder and, if necessary, use of equipment or agents for bladder control. At level 7 the subject controls bladder completely and intentionally and is never incontinent. No equipment or agents are required. Note: this item deals with two function modifiers, level of assistance for bladder management and frequency of accidents. Score the function modifiers separately. Then, record the **lower** score on the FIM™ instrument. Do not use code "0" for Bladder Management.



Copyright ©2001, 2002 UB Foundation Activities, Inc. (UBFA, Inc.) for compilation rights; no copyrights claimed in U.S. Government works included in Section I, portions of Section IV, Appendices I and K, and portions of Appendices B, C, E, G, H and J. All other copyrights are reserved to their respective owners. Copyright ©1993-2001 UB Foundation Activities, Inc. for the FIM Data Set, Measurement Scale, Impairment Codes, and refinements thereto for the IRF-PAI, and for the Guide for the Uniform Data Set for Medical Rehabilitation, as incorporated or referenced herein. The FIM mark is owned by UBFA, Inc.

BOWEL MANAGEMENT - Level of Assistance: *Bowel Management - Level of Assistance* includes use of equipment or agents for bowel management. (Note: Use these definitions to score the Function Modifier, Item 31; refer to the comment below to score Item 39H).

NO HELPER

- 7 Complete Independence—The patient controls bowels completely and intentionally without equipment or devices, and does not have any bowel accidents.
- 6 Modified Independence—The patient requires a bedpan, digital stimulation or stool softeners, suppositories, laxatives (other than natural laxatives like prunes), or enemas on a regular basis; alternately, the patient uses other medications for control. If the individual has a colostomy, (s)he maintains it. *The patient has no accidents.*

HELPER

- 5 Supervision or Setup—The patient has required supervision (e.g., standing by, cuing, or coaxing) or setup of equipment necessary for the individual to maintain either a satisfactory excretory pattern or an ostomy device at any time during the past 3 days.
- 4 Minimal Contact Assistance—Patient requires minimal contact assistance to maintain a satisfactory excretory pattern by using suppositories, enemas, or an external device. Patient performs 75% or more of bowel management tasks in the past 3 days.
- 3 Moderate Assistance—The patient requires moderate assistance to maintain a satisfactory excretory pattern by using suppositories, enemas, or an external device. The patient performs 50 to 74% of bowel management tasks in the past 3 days.
- 2 Maximal Assistance—Patient performs 25-49% of bowel management tasks in the past 3 days.
- 1 Total Assistance—Patient performs less than 25% of bowel management tasks in the past 3 days.

Do not use code “0” for Bowel Management – Level of Assistance.

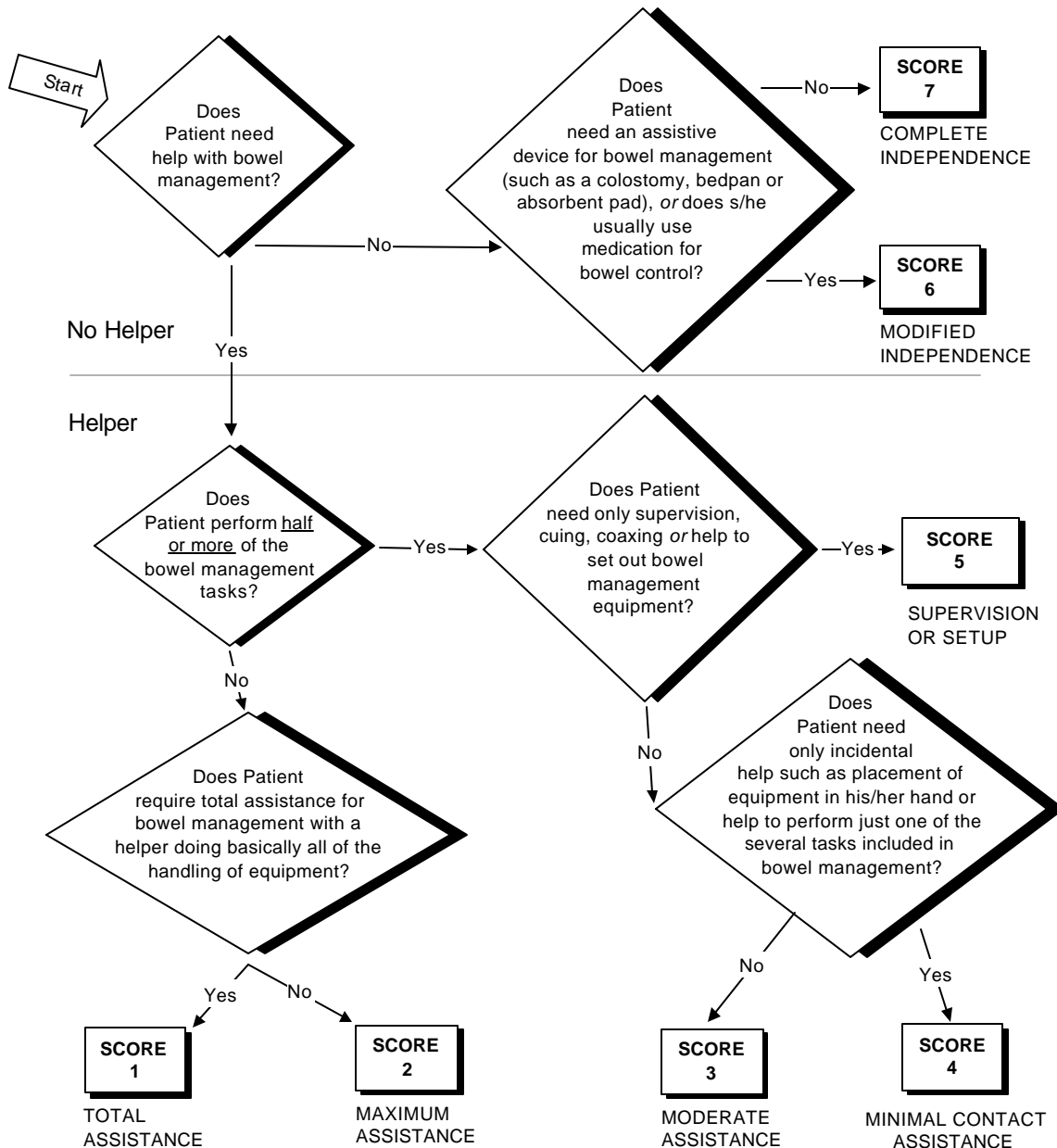
COMMENT: The functional goal of bowel management is to open the anal sphincter only when needed and to keep it closed the rest of the time. This may require devices, medications (agents), or assistance in some individuals. This item deals with the level of assistance required to complete bowel management tasks.

A separate Function Modifier, *Bowel Management—Frequency of Accidents* (Item 32), deals with frequency of bowel accidents.

Scoring Item 39H (Bowel): Enter into Item 39H (Bowel) the lower score from the two Function Modifiers (Items 31 and 32).

BOWEL MANAGEMENT - LEVEL OF ASSISTANCE

Bowel Management includes complete and intentional control of bowel movements and, if necessary, use of equipment or agents for bowel control. At level 7 the subject controls bowel completely and intentionally and is never incontinent. No equipment or agents are required. Note: this item deals with two variables, level of assistance for bowel management and frequency of accidents. Score the function modifiers separately. Then, record the **lower** score on the FIM™ instrument. Do not use code "0" for Bowel Management.



Copyright ©2001, 2002 UB Foundation Activities, Inc. (UBFA, Inc.) for compilation rights; no copyrights claimed in U.S. Government works included in Section I, portions of Section IV, Appendices I and K, and portions of Appendices B, C, E, G, H and J. All other copyrights are reserved to their respective owners. Copyright ©1993-2001 UB Foundation Activities, Inc. for the FIM Data Set, Measurement Scale, Impairment Codes, and refinements thereto for the IRF-PAI, and for the Guide for the Uniform Data Set for Medical Rehabilitation, as incorporated or referenced herein. The FIM mark is owned by UBFA, Inc.

BOWEL MANAGEMENT - Frequency of Accidents: *Bowel Management - Frequency of Accidents* includes complete intentional control of bowel movements and (if necessary) use of equipment/agents for bowel control. (Note: Use these definitions to score the Function Modifier, Item 32; refer to the comment below to score Item 39H).

Definition of Bowel Accidents - Bowel accidents refer to the act of soiling linen or clothing with stool, and includes bedpan spills.

NO HELPER

- 7 No Accidents—The patient controls bowels completely and intentionally without equipment or devices, and is *never incontinent* (no accidents).
- 6 No Accidents; uses device such as ostomy—The patient requires a bedpan, digital stimulation or stool softeners, suppositories, laxatives (other than natural laxatives like prunes), or enemas on a regular basis; alternately, the patient uses other medications for control. *The patient has no accidents.*

HELPER

- 5 One (1) accident in the past 7 days.
- 4 Two (2) accidents in the past 7 days.
- 3 Three (3) accidents in the past 7 days.
- 2 Four (4) accidents in the past 7 days.
- 1 Five (5) or more accidents in the past 7 days.

Do not use code “0” for Bowel Management – Frequency of Accidents.

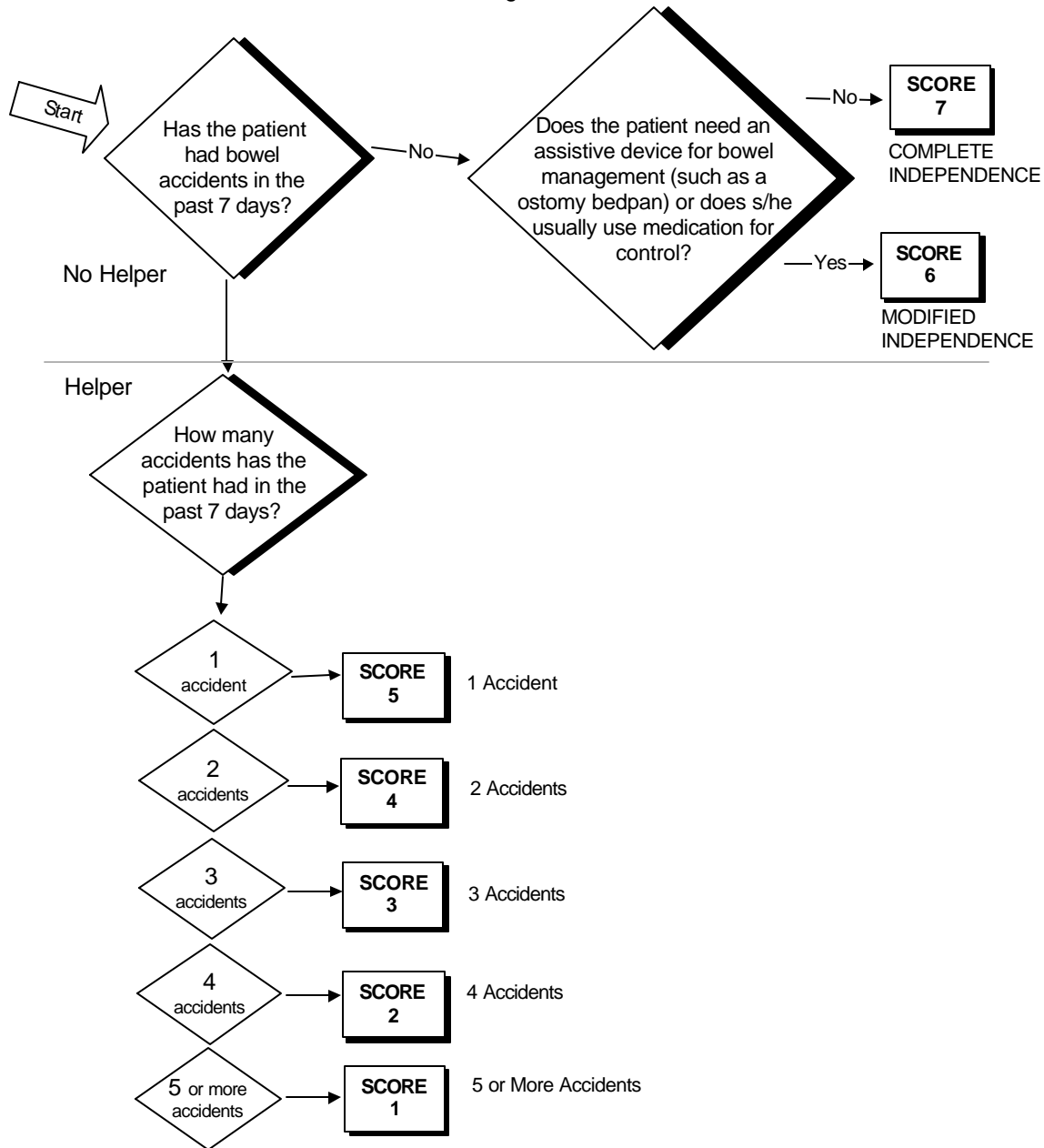
COMMENT: The functional goal of bowel management is to open the anal sphincter only when needed and to keep it closed the rest of the time. This item deals with the frequency of accidents required to complete bowel management tasks.

A separate Function Modifier, *Bowel Management—Level of Assistance* (Item 31), deals with level of assistance associated with bowel management.

Scoring Item 39H (Bowel): Enter into Item 39H (Bowel) the lower score from the two Function Modifiers (Items 31 and 32).

BOWEL MANAGEMENT - FREQUENCY OF ACCIDENTS

Bowel Management includes complete and intentional control of the bowels and, if necessary, use of equipment or agents for bowel control. At level 7 the subject controls bowels completely and intentionally and has no accidents. No equipment or agents are required. Note: this item deals with two function modifiers, level of assistance for bowel management and frequency of accidents. Score the function modifiers separately. Then, record the **lower** score on the FIM™ instrument. Do not use code "0" for Bowel Management.



Copyright ©2001, 2002 UB Foundation Activities, Inc. (UBFA, Inc.) for compilation rights; no copyrights claimed in U.S. Government works included in Section I, portions of Section IV, Appendices I and K, and portions of Appendices B, C, E, G, H and J. All other copyrights are reserved to their respective owners. Copyright ©1993-2001 UB Foundation Activities, Inc. for the FIM Data Set, Measurement Scale, Impairment Codes, and refinements thereto for the IRF-PAI, and for the Guide for the Uniform Data Set for Medical Rehabilitation, as incorporated or referenced herein. The FIM mark is owned by UBFA, Inc.

TRANSFERS: BED, CHAIR, WHEELCHAIR: *Transfers: Bed, Chair, Wheelchair* includes all aspects of transferring from a bed to a chair and back, or from a bed to a wheelchair and back, or coming to a standing position if walking is the typical mode of locomotion. The patient performs the activity safely.

NO HELPER

7 Complete Independence:

If walking, patient safely approaches, sits down on a regular chair, and gets up to a standing position from a regular chair. Patient also safely transfers from bed to chair.

If in a wheelchair, patient approaches a bed or chair, locks brakes, lifts foot rests, removes arm rest if necessary, and performs either a standing pivot or sliding transfer (without a board) and returns. The patient performs this activity safely.

6 Modified Independence—The patient requires an adaptive or assistive device such as a sliding board, a lift, grab bars, or a special seat/chair/brace/crutches; or the activity takes more than a reasonable amount of time; or there are safety considerations. In this case, a prosthesis or orthosis is considered an assistive device if used for the transfer.

HELPER

5 Supervision or Setup—The patient requires supervision (e.g., standing by, cuing, or coaxing) or setup (positioning sliding board, moving foot rests, etc.).

4 Minimal Contact Assistance—The patient requires no more help than touching and performs 75% or more of transferring tasks.

3 Moderate Assistance—The patient requires more help than touching or performs 50 to 74% of transferring tasks.

2 Maximal Assistance—The patient performs 25 to 49% of transferring tasks.

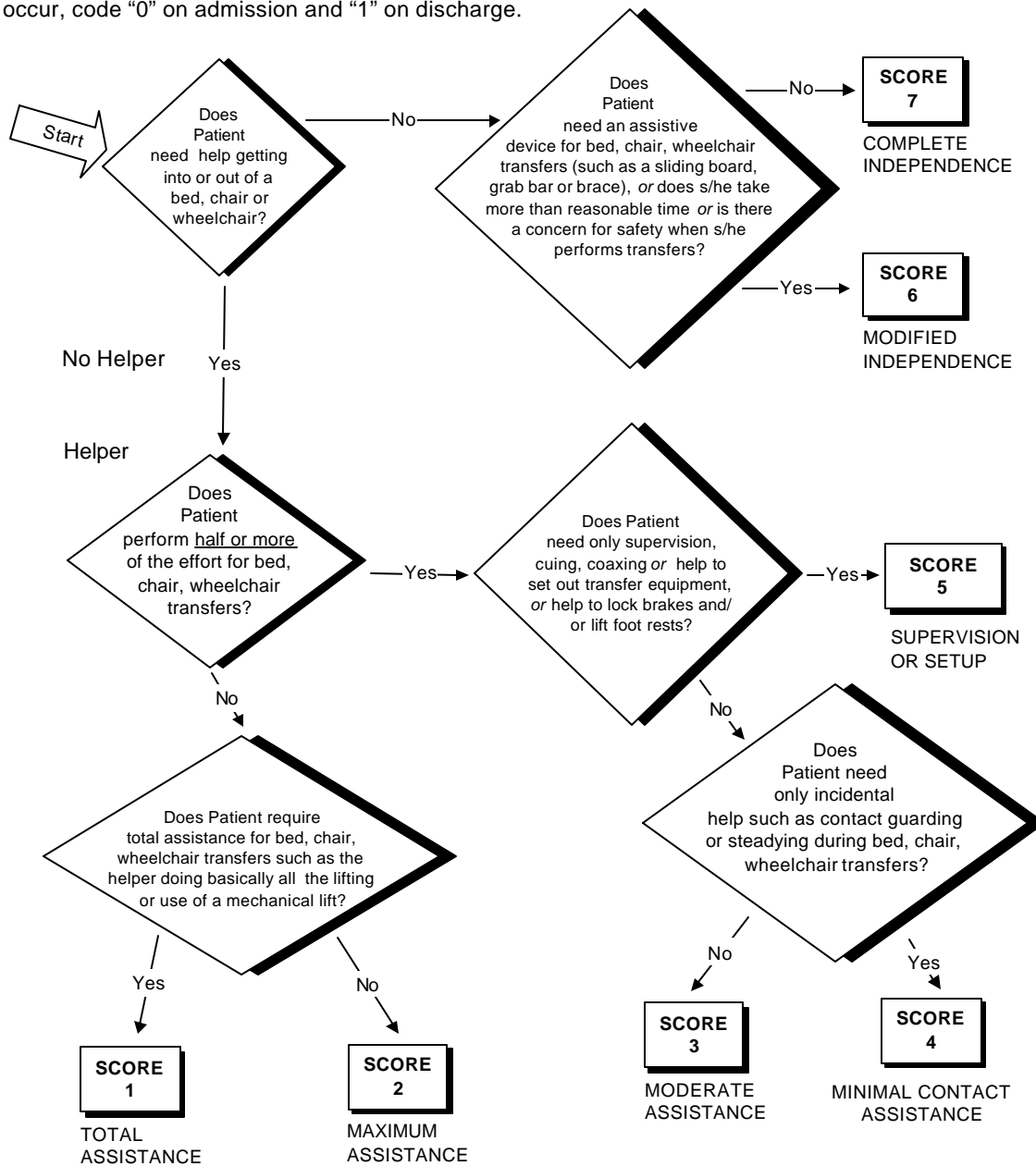
1 Total Assistance—The patient performs less than 25% of transferring tasks.

0 Activity Does Not Occur—Enter code 0 only for the admission assessment. The patient does not transfer to or from the bed or a chair, and is not transferred to or from the bed or a chair by a helper or lifting device. Use of this code should be rare.

COMMENT: During the bed-to-chair transfer, the subject begins and ends in the supine position.

TRANSFERS: BED, CHAIR, WHEELCHAIR

Transfers: Bed, Chair, Wheelchair includes all aspects of transferring from bed to a chair, or wheelchair, or coming to a standing position, if walking is the typical mode of locomotion. At level 7 the subject approaches, sits down on and gets up to a standing position from a regular chair; transfers from bed to chair. Performs independently and safely. *If in a wheelchair*, approaches a bed or chair, locks brakes, lifts foot rests, removes arm rests if necessary, performs either a standing pivot or sliding transfer (without a board) and returns. Performs independently and safely. If activity does not occur, code "0" on admission and "1" on discharge.



Copyright ©2001, 2002 UB Foundation Activities, Inc. (UBFA, Inc.) for compilation rights; no copyrights claimed in U.S. Government works included in Section I, portions of Section IV, Appendices I and K, and portions of Appendices B, C, E, G, H and J. All other copyrights are reserved to their respective owners. Copyright ©1993-2001 UB Foundation Activities, Inc. for the FIM Data Set, Measurement Scale, Impairment Codes, and refinements thereto for the IRF-PAI, and for the Guide for the Uniform Data Set for Medical Rehabilitation, as incorporated or referenced herein. The FIM mark is owned by UBFA, Inc.

TRANSFERS: TOILET: *Transfers: Toilet* includes safely getting on and off a toilet.

NO HELPER

7 Complete Independence

If walking, patient approaches, sits down on a standard toilet, and gets up from a standard toilet. The patient performs the activity safely.

If in a wheelchair, patient approaches toilet, locks brakes, lifts foot rests, removes arm rests if necessary, and does either a standing pivot or sliding transfer (without a board) and returns. The patient performs the activity safely.

6 Modified Independence—The patient requires an adaptive or assistive device such as a sliding board, a lift, grab bars, or special seat; or takes more than a reasonable amount of time to complete the activity; or there are safety considerations. In this case, a prosthesis or orthosis is considered an assistive device if used for the transfer.

HELPER

5 Supervision or Setup—The patient requires supervision (e.g., standing by, cuing, or coaxing) or setup (positioning sliding board, moving foot rests, etc.).

4 Minimal Contact Assistance—The patient requires no more help than touching and performs 75% or more of transferring tasks.

3 Moderate Assistance—The patient requires more help than touching or performs 50 to 74% of transferring tasks.

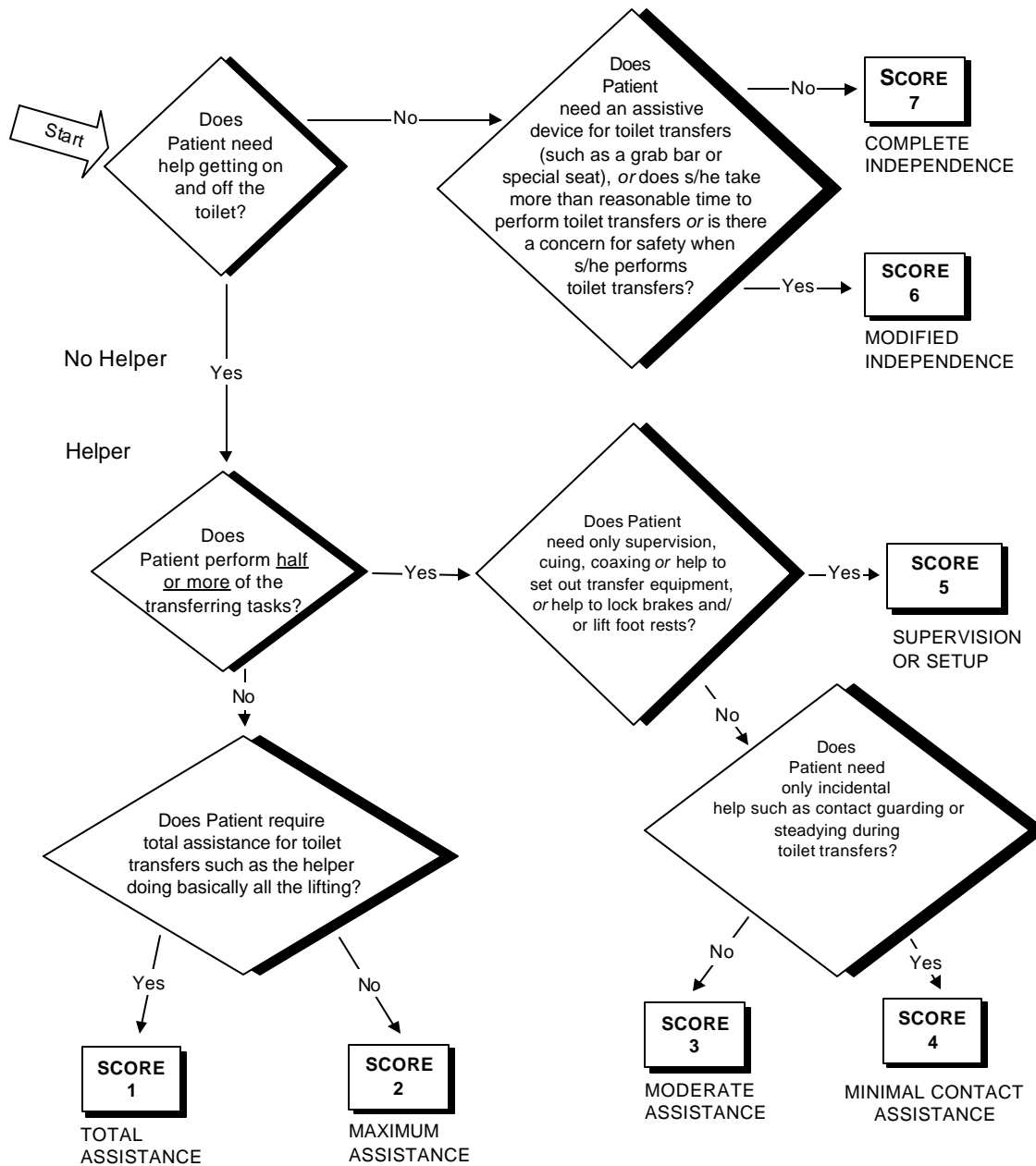
2 Maximal Assistance—The patient performs 25 to 49% of transferring tasks.

1 Total Assistance—The patient performs less than 25% of transferring tasks.

0 Activity Does Not Occur—Enter code 0 only for the admission assessment. The patient does not transfer on or off the toilet/commode, and is not transferred on or off the toilet/commode by a helper or lifting device. For example, the patient uses only a bedpan and/or urinal. Use of this code should be rare.

TRANSFERS: TOILET

Transfers: Toilet includes getting on and off a toilet. At level 7 the subject approaches, sits down on and gets up from a standard toilet. Performs independently and safely. *If in a wheelchair*, approaches toilet, locks brakes, lifts foot rests, removes arm rests if necessary, performs either a standing pivot or sliding transfer (without a board) and returns. Performs independently and safely. If activity does not occur, code "0" on admission and "1" on discharge.



Copyright ©2001, 2002 UB Foundation Activities, Inc. (UBFA, Inc.) for compilation rights; no copyrights claimed in U.S. Government works included in Section I, portions of Section IV, Appendices I and K, and portions of Appendices B, C, E, G, H and J. All other copyrights are reserved to their respective owners. Copyright ©1993-2001 UB Foundation Activities, Inc. for the FIM Data Set, Measurement Scale, Impairment Codes, and refinements thereto for the IRF-PAI, and for the Guide for the Uniform Data Set for Medical Rehabilitation, as incorporated or referenced herein. The FIM mark is owned by UBFA, Inc.

TRANSFERS: TUB: *Transfers: Tub* includes getting into and out of a tub. The patient performs the activity safely. (Note: Use these definitions to score the Function Modifier, Item 33; refer to the comment below to score Item 39K).

NO HELPER

7 Complete Independence

If walking, the patient approaches a tub, and gets into and out of it. The patient performs the activity safely.

If in a wheelchair, the patient approaches a tub, locks brakes, lifts foot rests, removes arm rests if necessary, and does either a standing pivot or sliding transfer (without a board) and returns. The patient performs the activity safely.

6 Modified Independence—The patient requires an adaptive or assistive device (including a prosthesis or orthosis) such as a sliding board, a lift, grab bars, or special seat; or takes more than a reasonable amount of time to complete the activity; or there are safety considerations.

HELPER

5 Supervision or Setup—The patient requires supervision (e.g., standing by, cuing, or coaxing) or setup (positioning sliding board, moving foot rests, etc.).

4 Minimal Contact Assistance—The patient requires no more help than touching, and performs 75% or more of transferring tasks.

3 Moderate Assistance—The patient requires more help than touching or performs 50 to 74% of transferring tasks.

2 Maximal Assistance—The patient performs 25 to 49% of transferring tasks.

1 Total Assistance—The patient performs less than 25% of transferring tasks.

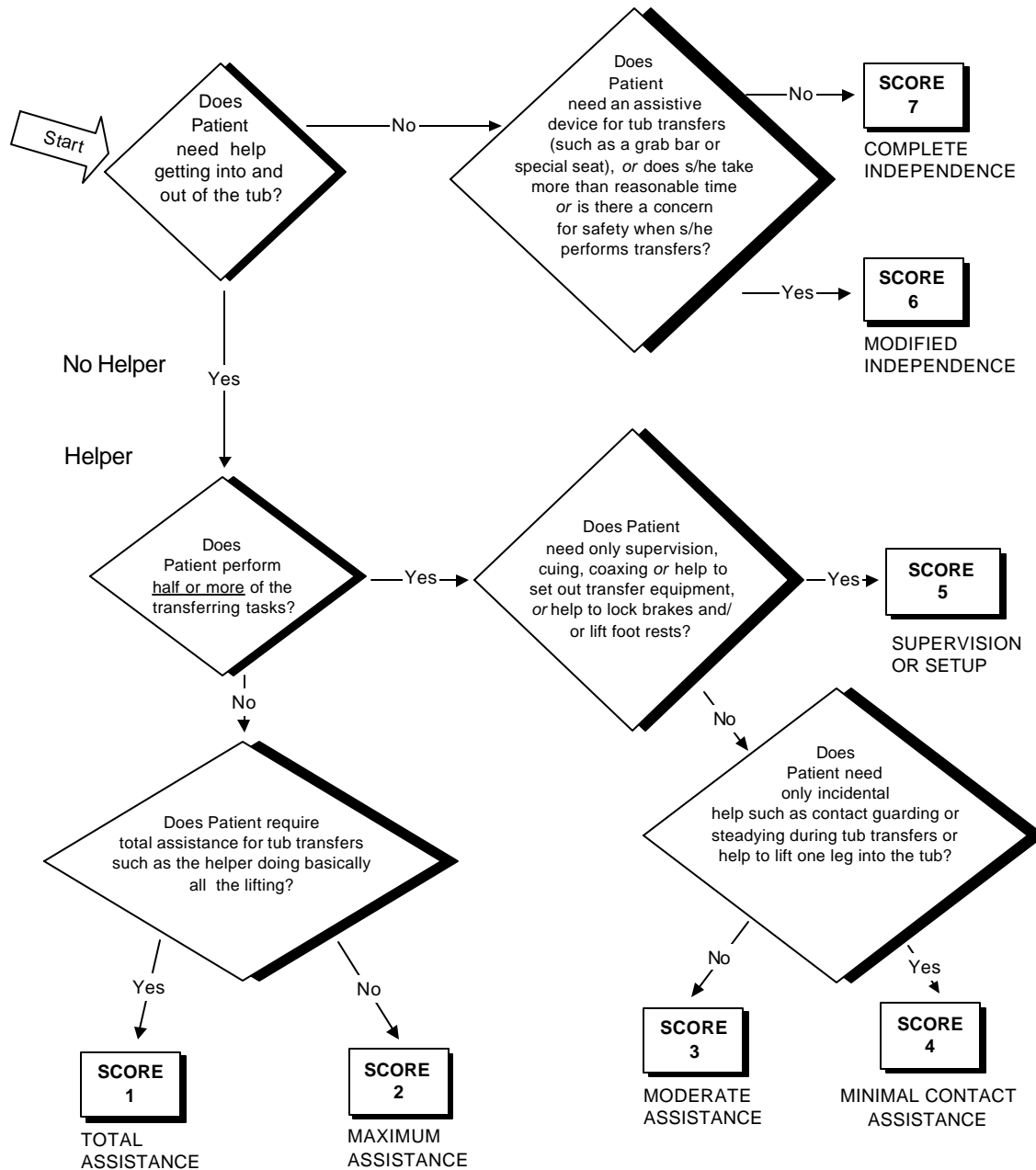
If the patient does NOT transfer into and out of a tub OR shower, code Transfers: Tub as “0,” and leave Transfers: Shower blank. Code “0” may be used for Transfers: Tub on admission and discharge.

COMMENT: There is a separate Function Modifier that addresses transfers into a shower stall. Code only Tub (Item 33) or Shower Transfers (Item 34) but not **both**. That is, if a score is recorded in Item 33, leave Item 34 blank. If the patient transfers into a tub and shower, record the score for the more frequent type of transfer.

The score for Item 39K should match the score for either Item 33 or 34 (i.e., whichever type of transfer was performed).

TRANSFERS: TUB

Transfers: Tub includes getting into and out of a tub. At level 7 the subject approaches, gets in and out of a tub. Performs independently and safely. *If in a wheelchair*, approaches tub or shower, locks brakes, lifts foot rests, removes arm rests if necessary, performs either a standing pivot or sliding transfer (without a board) and returns. Performs independently and safely. If activity does not occur, code "0" on admission and "1" on discharge. **COMMENT:** There is a separate function modifier that addresses transfers into a shower stall. Score the function modifiers separately. If the patient uses only one mode, record this score on the FIM™ instrument. If the patient transfers into the tub and shower, record the lower score.



Copyright ©2001, 2002 UB Foundation Activities, Inc. (UBFA, Inc.) for compilation rights; no copyrights claimed in U.S. Government works included in Section I, portions of Section IV, Appendices I and K, and portions of Appendices B, C, E, G, H and J. All other copyrights are reserved to their respective owners. Copyright ©1993-2001 UB Foundation Activities, Inc. for the FIM Data Set, Measurement Scale, Impairment Codes, and refinements thereto for the IRF-PAI, and for the Guide for the Uniform Data Set for Medical Rehabilitation, as incorporated or referenced herein. The FIM mark is owned by UBFA, Inc.

TRANSFERS: SHOWER: *Transfers: Shower* includes getting into and out of a shower. The patient performs the activity safely. (Note: Use these definitions to score the Function Modifier, Item 34; refer to the comment below to score Item 39K).

NO HELPER

7 Complete Independence

If walking, the patient approaches a shower stall, and gets into and out of it. The patient performs the activity safely.

If in a wheelchair, the patient approaches a shower stall, locks brakes, lifts foot rests, removes arm rests if necessary, and does either a standing pivot or sliding transfer (without a board) and returns. The patient performs the activity safely.

- 6 Modified Independence—The patient requires an adaptive or assistive device (including a prosthesis or orthosis) such as a sliding board, a lift, grab bars, or special seat; or takes more than a reasonable amount of time to complete the activity; or there are safety considerations.

HELPER

- 5 Supervision or Setup—The patient requires supervision (e.g., standing by, cuing, or coaxing) or setup (positioning sliding board, moving foot rests, etc.).
- 4 Minimal Contact Assistance—The patient requires no more help than touching and performs 75% or more of transferring tasks.
- 3 Moderate Assistance—The patient requires more help than touching or performs 50 to 74% of transferring tasks.
- 2 Maximal Assistance—The patient requires more help than touching or performs 25 to 49% of transferring tasks.
- 1 Total Assistance—The patient performs less than 25% of transferring tasks.

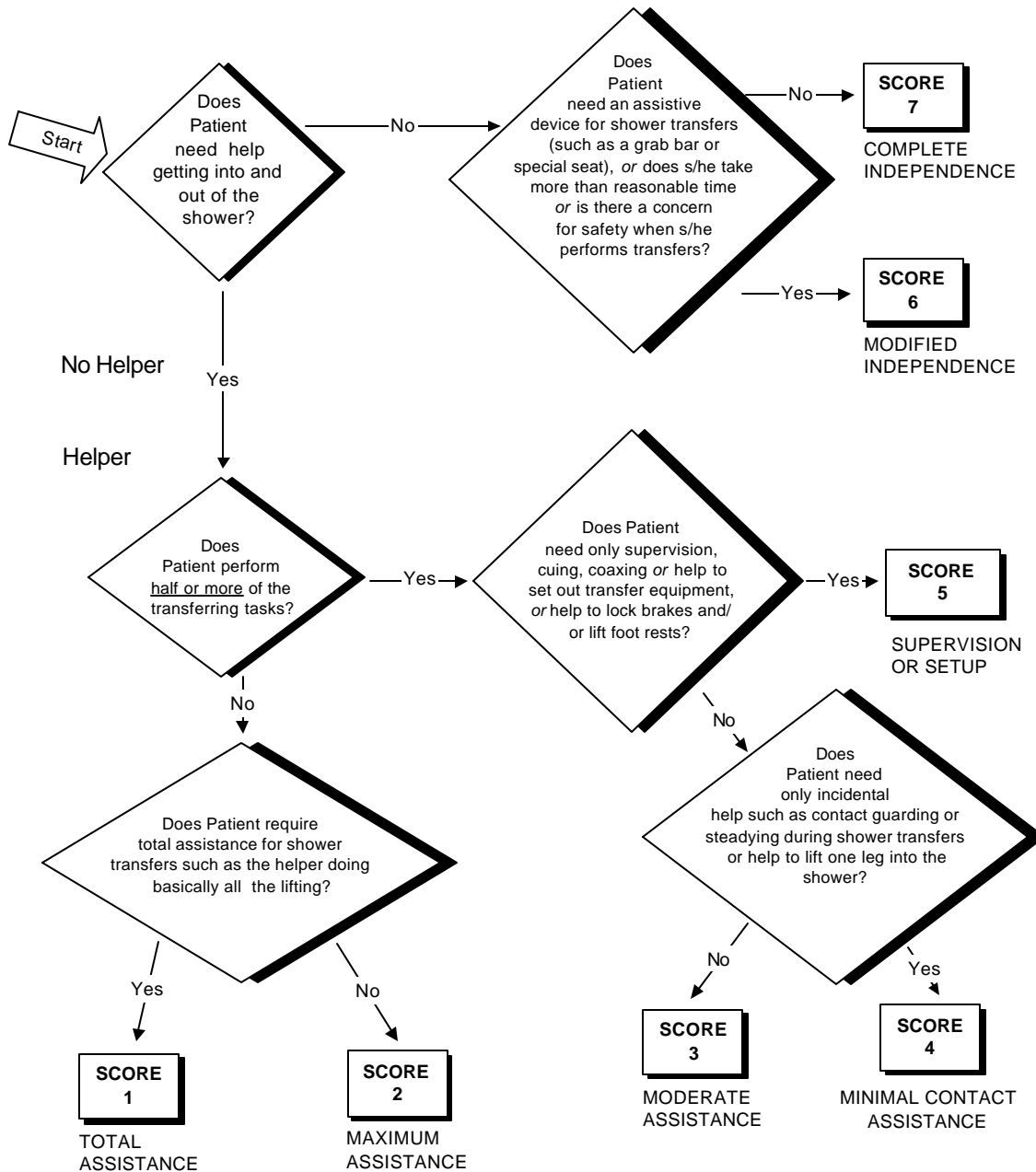
If the patient does NOT transfer into and out of a tub OR shower, code Tub Transfer as “0,” and leave Shower Transfer blank. Do not use code "0" for Shower Transfer.

COMMENT: There is a separate Function Modifier that addresses transfers into a tub. Code only Tub (Item 33) or Shower Transfers (Item 34) but not **both**. That is, if a score is recorded in Item 34, leave Item 33 blank. If the patient transfers into a tub and shower, record the score for the more frequent type of transfer.

The score for Item 39K should match the score for either Item 33 or 34 (i.e., whichever type of transfer was performed).

TRANSFERS: SHOWER

Transfers: Shower includes getting into and out of a shower stall. At level 7 the subject approaches, gets in and out of a shower stall. Performs independently and safely. *If in a wheelchair*, approaches shower, locks brakes, lifts foot rests, removes arm rests if necessary, performs either a standing pivot or sliding transfer (without a board) and returns. Performs independently and safely. Do not use code "0" for Transfers: Shower. **COMMENT:** There is a separate function modifier that addresses transfers into a tub. Score the function modifiers separately. If the patient uses only one mode, record this score on the FIM™ instrument. If the patient transfers into the tub and shower, record the lower score.



Copyright ©2001, 2002 UB Foundation Activities, Inc. (UBFA, Inc.) for compilation rights; no copyrights claimed in U.S. Government works included in Section I, portions of Section IV, Appendices I and K, and portions of Appendices B, C, E, G, H and J. All other copyrights are reserved to their respective owners. Copyright ©1993-2001 UB Foundation Activities, Inc. for the FIM Data Set, Measurement Scale, Impairment Codes, and refinements thereto for the IRF-PAI, and for the Guide for the Uniform Data Set for Medical Rehabilitation, as incorporated or referenced herein. The FIM mark is owned by UBFA, Inc.

LOCOMOTION: WALK: *Locomotion: Walk* includes walking on a level surface once in a standing position. The patient performs the activity safely. This is the first of two locomotion function modifiers.

NO HELPER

- 7 Complete Independence—The patient walks a minimum of 150 feet (50 meters) without assistive devices. The patient performs the activity safely.
- 6 Modified Independence—The patient walks a minimum of 150 feet (50 meters), but uses a brace (orthosis) or prosthesis on leg, special adaptive shoes, cane, crutches, or walkerette; or takes more than a reasonable amount of time to complete the activity; or there are safety considerations.
- 5 Exception (Household Locomotion)—The patient walks only short distances (a minimum of 50 feet or 15 meters) *independently* with or without a device. The activity takes more than a reasonable amount of time, or there are safety considerations.

HELPER

- 5 Supervision—The patient requires standby supervision, cuing, or coaxing to go a minimum of 150 feet (50 meters).
- 4 Minimal Contact Assistance—The patient performs 75% or more of walking effort to go a minimum of 150 feet (50 meters).
- 3 Moderate Assistance—The patient performs 50 to 74% of walking effort to go a minimum of 150 feet (50 meters).
- 2 Maximal Assistance—The patient performs 25 to 49% of walking effort to go a minimum of 50 feet (15 meters), and requires the assistance of one person only.
- 1 Total Assistance—The patient performs less than 25% of effort, or requires the assistance of two people, or walks to less than 50 feet (15 meters).
- 0 Activity Does Not Occur—Enter code 0 only for the admission assessment. The patient does not walk. For example, use 0 if the patient uses only a wheelchair for locomotion or the patient is on bed rest.

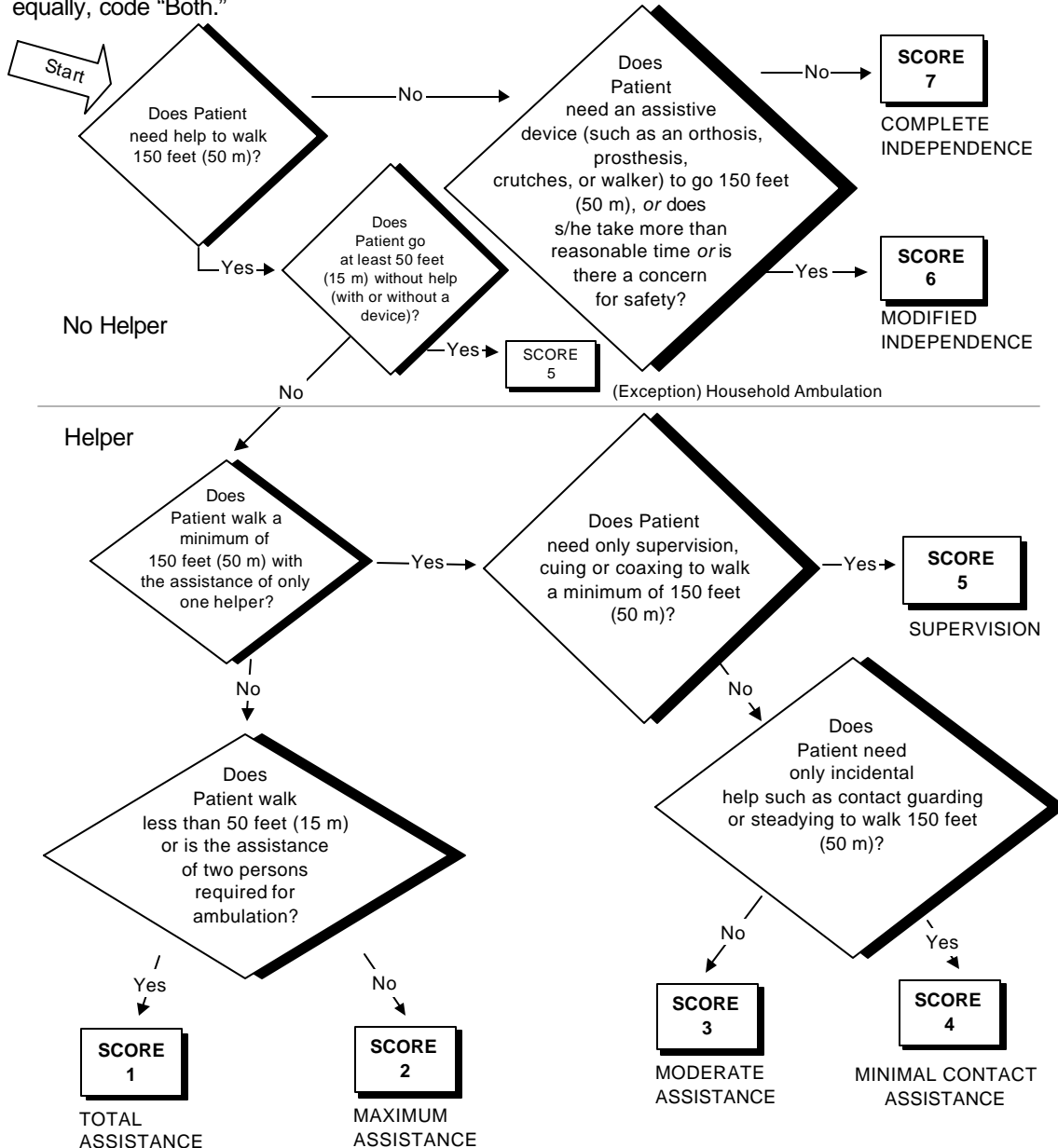
COMMENT: If the patient requires an assistive device for locomotion (prosthesis, walker, cane, AFO, adapted shoe, etc.), then the Locomotion: Walk score can never be higher than level 6.

There are two locomotion function modifiers. Score both function modifiers on admission and discharge. On the FIM™ instrument item 39L, the mode of locomotion (Walk or Wheelchair) must be the same on admission and discharge. If the patient changes the mode of locomotion between admission and discharge (usually wheelchair to walking), record the admission mode and scores based on the *more frequent mode of locomotion at discharge* on the FIM™ instrument.¹ Indicate the most frequent mode of locomotion (Walk or Wheelchair). If both are used about equally, code “Both.”

Copyright ©2001, 2002 UB Foundation Activities, Inc. (UBFA, Inc.) for compilation rights; no copyrights claimed in U.S. Government works included in Section I, portions of Section IV, Appendices I and K, and portions of Appendices B, C, E, G, H and J. All other copyrights are reserved to their respective owners. Copyright ©1993-2001 UB Foundation Activities, Inc. for the FIM Data Set, Measurement Scale, Impairment Codes, and refinements thereto for the IRF-PAI, and for the Guide for the Uniform Data Set for Medical Rehabilitation, as incorporated or referenced herein. The FIM mark is owned by UBFA, Inc.

LOCOMOTION: WALK

Walk includes walking, once in a standing position, on a level surface. At level 7 the patient walks a minimum of 150 feet (50 meters), in a reasonable time, without assistive devices. Performs independently and safely. There are two function modifiers. Score both function modifiers on admission and discharge. On the FIM™ instrument, the mode of locomotion (Walk) must be the same on admission and discharge. If the patient changes the mode of locomotion between admission and discharge (usually wheelchair to walking), record the admission mode and scores based on the *more frequent mode of locomotion at discharge* on the FIM™ instrument. Indicate the most frequent mode of locomotion (Walk). If both are used about equally, code "Both."



Copyright ©2001, 2002 UB Foundation Activities, Inc. (UBFA, Inc.) for compilation rights; no copyrights claimed in U.S. Government works included in Section I, portions of Section IV, Appendices I and K, and portions of Appendices B, C, E, G, H and J. All other copyrights are reserved to their respective owners. Copyright ©1993-2001 UB Foundation Activities, Inc. for the FIM Data Set, Measurement Scale, Impairment Codes, and refinements thereto for the IRF-PAI, and for the Guide for the Uniform Data Set for Medical Rehabilitation, as incorporated or referenced herein. The FIM mark is owned by UBFA, Inc.

LOCOMOTION: WHEELCHAIR: *Locomotion: Wheelchair* includes using a wheelchair on a level surface once in a seated position. The patient performs the activity safely. This is the second function modifier.

NO HELPER

- 7 This score is not to be used if the patient uses a wheelchair for Locomotion.
- 6 Modified Independence—The patient operates a manual or motorized wheelchair independently for a minimum of 150 feet (50 meters); turns around; maneuvers the chair to a table, bed, toilet; negotiates at least a 3 percent grade; and maneuvers on rugs and over door sills.
- 5 Exception (Household Locomotion)—The patient operates a manual or motorized wheelchair *independently* only short distances (a minimum of 50 feet or 15 meters).

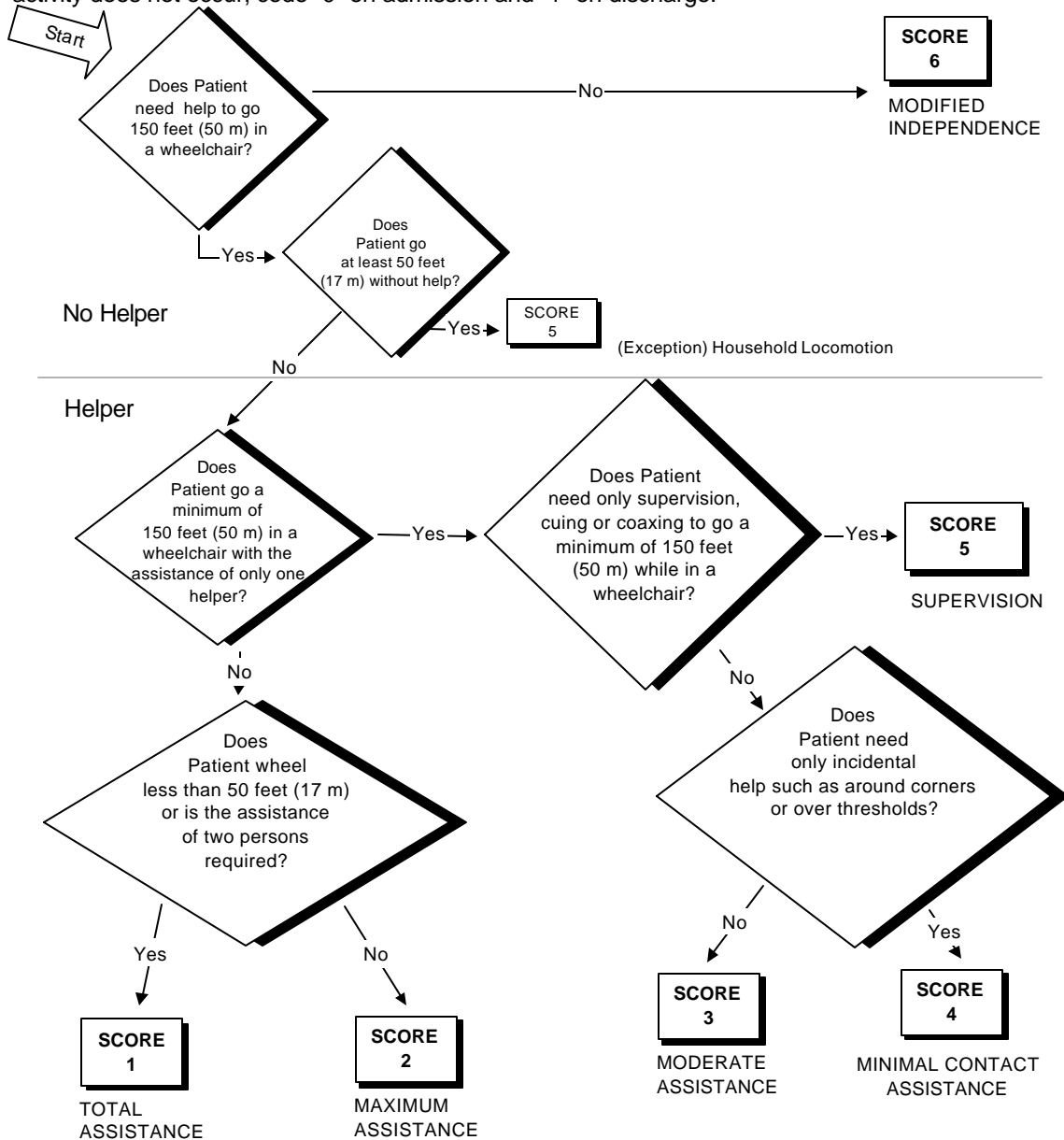
HELPER

- 5 Supervision—The patient requires standby supervision, cuing, or coaxing to go a minimum of 150 feet (50 meters) in a wheelchair.
- 4 Minimal Contact Assistance—The patient performs 75% or more of locomotion effort to go a minimum of 150 feet (50 meters).
- 3 Moderate Assistance—The patient performs 50 to 74% of locomotion effort to go a minimum of 150 feet (50 meters).
- 2 Maximal Assistance—The patient performs 25 to 49% of locomotion effort to go a minimum of 50 feet (15 meters), and requires the assistance of one person only.
- 1 Total Assistance—The patient performs less than 25% of effort, or requires the assistance of two people, or wheels less than 50 feet (15 meters).
- 0 Activity Does Not Occur—Enter code 0 only for the admission assessment. The patient does not use a wheelchair, and is not pushed in a wheelchair by a helper.

COMMENT: There are two Locomotion function modifiers (Items 37 and 38). Score both function modifiers on admission and discharge. On the FIM™ instrument, the mode of locomotion (Walk or Wheelchair) must be the same on admission and discharge. If the patient changes the mode of locomotion between admission and discharge (usually wheelchair to walking), record the admission mode and scores based on the *more frequent mode of locomotion at discharge* on the FIM™ instrument.¹ Indicate the more frequent mode of locomotion (Walk or Wheelchair). If both are used about equally, code “Both.” If both are used about equally at discharge, use the score for Walk (Item 37) to complete both the admission and discharge portions of Item 39L.

LOCOMOTION: WHEELCHAIR

Wheelchair includes, once in a seated position, on a level surface. At level 6 the subject wheels a minimum of 150 feet (50 meters), in a reasonable time, without assistive devices. Performs independently and safely. There are two function modifiers. Score both function modifiers on admission and discharge. On the FIM™ instrument, the mode of locomotion (Walk) must be the same on admission and discharge. If the patient changes the mode of locomotion between admission and discharge (usually wheelchair to walking), record the admission mode and scores based on the *more frequent mode of locomotion at discharge* on the FIM™ instrument. Indicate the most frequent mode of locomotion (Walk). If both are used about equally, code "Both." If activity does not occur, code "0" on admission and "1" on discharge.



Copyright ©2001, 2002 UB Foundation Activities, Inc. (UBFA, Inc.) for compilation rights; no copyrights claimed in U.S. Government works included in Section I, portions of Section IV, Appendices I and K, and portions of Appendices B, C, E, G, H and J. All other copyrights are reserved to their respective owners. Copyright ©1993-2001 UB Foundation Activities, Inc. for the FIM Data Set, Measurement Scale, Impairment Codes, and refinements thereto for the IRF-PAI, and for the Guide for the Uniform Data Set for Medical Rehabilitation, as incorporated or referenced herein. The FIM mark is owned by UBFA, Inc.

LOCOMOTION: STAIRS: *Locomotion: Stairs* includes going up and down 12 to 14 stairs (one flight) indoors in a safe manner.

NO HELPER

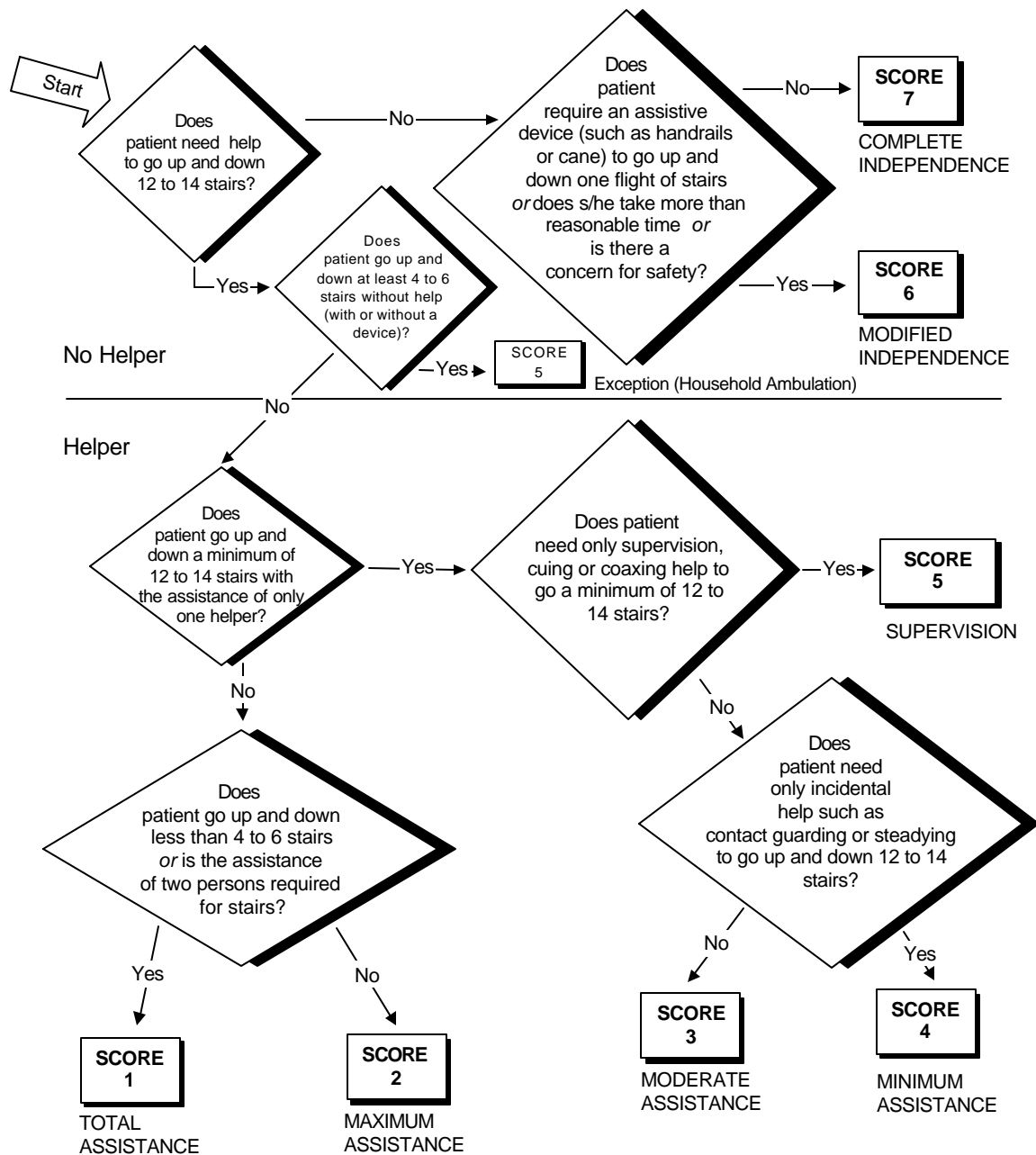
- 7 Complete Independence—The patient safely goes up and down at least one flight of stairs without depending on any type of handrail or support.
- 6 Modified Independence—The patient goes up and down at least one flight of stairs but requires a side support, handrail, cane, or portable supports; or the activity takes more than a reasonable amount of time; or there are safety considerations.
- 5 Exception (Household Ambulation)—The patient goes up and down 4 to 6 stairs *independently*, with or without a device. The activity takes more than a reasonable amount of time, or there are safety considerations.

HELPER

- 5 Supervision—The patient requires supervision (e.g., standing by, cuing, or coaxing) to go up and down one flight of stairs.
- 4 Minimal Contact Assistance—The patient performs 75% or more of the effort to go up and down one flight of stairs.
- 3 Moderate Assistance—The patient performs 50 to 74% of the effort to go up and down one flight of stairs.
- 2 Maximal Assistance—The patient performs 25 to 49% of the effort to go up and down 4 to 6 stairs, and requires the assistance of one person only.
- 1 Total Assistance—The patient performs less than 25% of the effort, or requires the assistance of two people, or goes up and down fewer than 4 stairs.
- 0 Activity Does Not Occur—Enter code 0 only for the admission assessment. The subject does not go up or down stairs, and a helper does not carry the subject up or down stairs.

LOCOMOTION: STAIRS

Stairs includes going up and down 12 to 14 stairs (one flight). At level 7 the patient goes up and down one flight of stairs without any type of handrail or support. Performs independently and safely. If activity does not occur code "0" on admission and "1" on discharge.



Copyright ©2001, 2002 UB Foundation Activities, Inc. (UBFA, Inc.) for compilation rights; no copyrights claimed in U.S. Government works included in Section I, portions of Section IV, Appendices I and K, and portions of Appendices B, C, E, G, H and J. All other copyrights are reserved to their respective owners. Copyright ©1993-2001 UB Foundation Activities, Inc. for the FIM Data Set, Measurement Scale, Impairment Codes, and refinements thereto for the IRF-PAI, and for the Guide for the Uniform Data Set for Medical Rehabilitation, as incorporated or referenced herein. The FIM mark is owned by UBFA, Inc.

COMPREHENSION: *Comprehension* includes understanding of either auditory or visual communication (e.g., writing, sign language, gestures). Evaluate and indicate the more usual mode of comprehension (“Auditory” or “Visual”). If both are used about equally, code “Both.”

NO HELPER

- 7 Complete Independence—The patient understands *complex or abstract directions and conversation*, and understands either spoken or written language (not necessarily English).
- 6 Modified Independence—In most situations, the patient understands readily or with only mild difficulty *complex or abstract directions and conversation*. The patient does not require prompting, though (s)he may require a hearing or visual aid, other assistive device, or extra time to understand the information.

HELPER

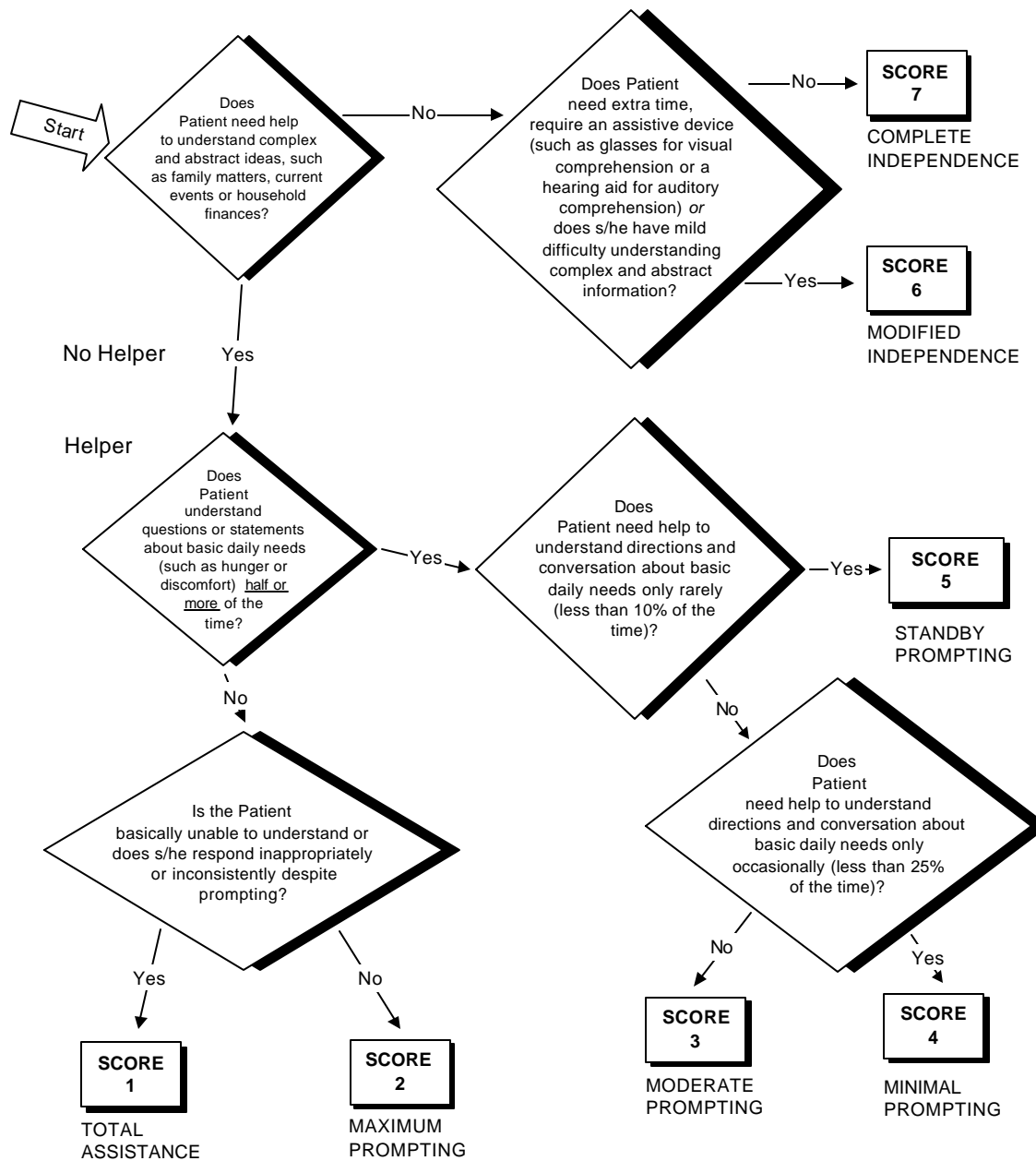
- 5 Standby Prompting—The patient understands *directions and conversation about basic daily needs* more than 90% of the time. The patient requires prompting (slowed speech rate, use of repetition, stressing particular words or phrases, pauses, visual or gestural cues) less than 10% of the time.
- 4 Minimal Prompting—The patient understands *directions and conversation about basic daily needs* 75 to 90% of the time.
- 3 Moderate Prompting—The patient understands *directions and conversation about basic daily needs* 50 to 74% of the time.
- 2 Maximal Prompting—The patient understands *directions and conversation about basic daily needs* 25 to 49% of the time. Understands only *simple, commonly used spoken expressions* (e.g., *hello, how are you*) or gestures (e.g., waving good-bye, thank you). Requires prompting more than half the time.
- 1 Total Assistance—The patient understands *directions and conversation about basic daily needs* less than 25% of the time, or does not understand *simple, commonly used spoken expressions* (e.g., *hello, how are you*) or gestures (e.g., waving good-bye, thank you), or does not respond appropriately or consistently despite prompting.

Do not use code “0” for Comprehension.

COMMENT: *Comprehension* of complex or abstract information includes (but is not limited to) understanding current events appearing in television programs or newspaper articles, or abstract information on subjects such as religion, humor, math, or finances used in daily living. *Comprehension* of *complex or abstract information* may also include understanding information given during a group conversation. Information about *basic daily needs* refers to conversation, directions, and questions or statements related to the patient’s need for nutrition, fluids, elimination, hygiene or sleep (physiological needs).

COMPREHENSION

Comprehension includes understanding of either auditory or visual communication (e.g., writing, sign language, gestures). At level 7 the subject understands directions and conversation that are complex or abstract; understands either spoken or written language, not necessarily English. Evaluate and indicate the more usual mode of comprehension ("Auditory" or "Visual"). If both are used about equally, code "Both." Do not use Code "0" for Comprehension.



Copyright ©2001, 2002 UB Foundation Activities, Inc. (UBFA, Inc.) for compilation rights; no copyrights claimed in U.S. Government works included in Section I, portions of Section IV, Appendices I and K, and portions of Appendices B, C, E, G, H and J. All other copyrights are reserved to their respective owners. Copyright ©1993-2001 UB Foundation Activities, Inc. for the FIM Data Set, Measurement Scale, Impairment Codes, and refinements thereto for the IRF-PAI, and for the Guide for the Uniform Data Set for Medical Rehabilitation, as incorporated or referenced herein. The FIM mark is owned by UBFA, Inc.

EXPRESSION: *Expression* includes clear vocal or nonvocal expression of language. This item includes either intelligible speech or clear expression of language using writing or a communication device. Evaluate and indicate the more usual mode of expression (“Vocal” or “Nonvocal”). If both are used about equally, code “Both”.

NO HELPER

- 7 Complete Independence—The patient expresses *complex or abstract ideas* clearly and fluently (not necessarily in English).
- 6 Modified Independence—In most situations, the patient expresses *complex or abstract ideas* relatively clearly or with only mild difficulty. The patient does not need any prompting, but (s)he may require an augmentative communication device or system.

HELPER

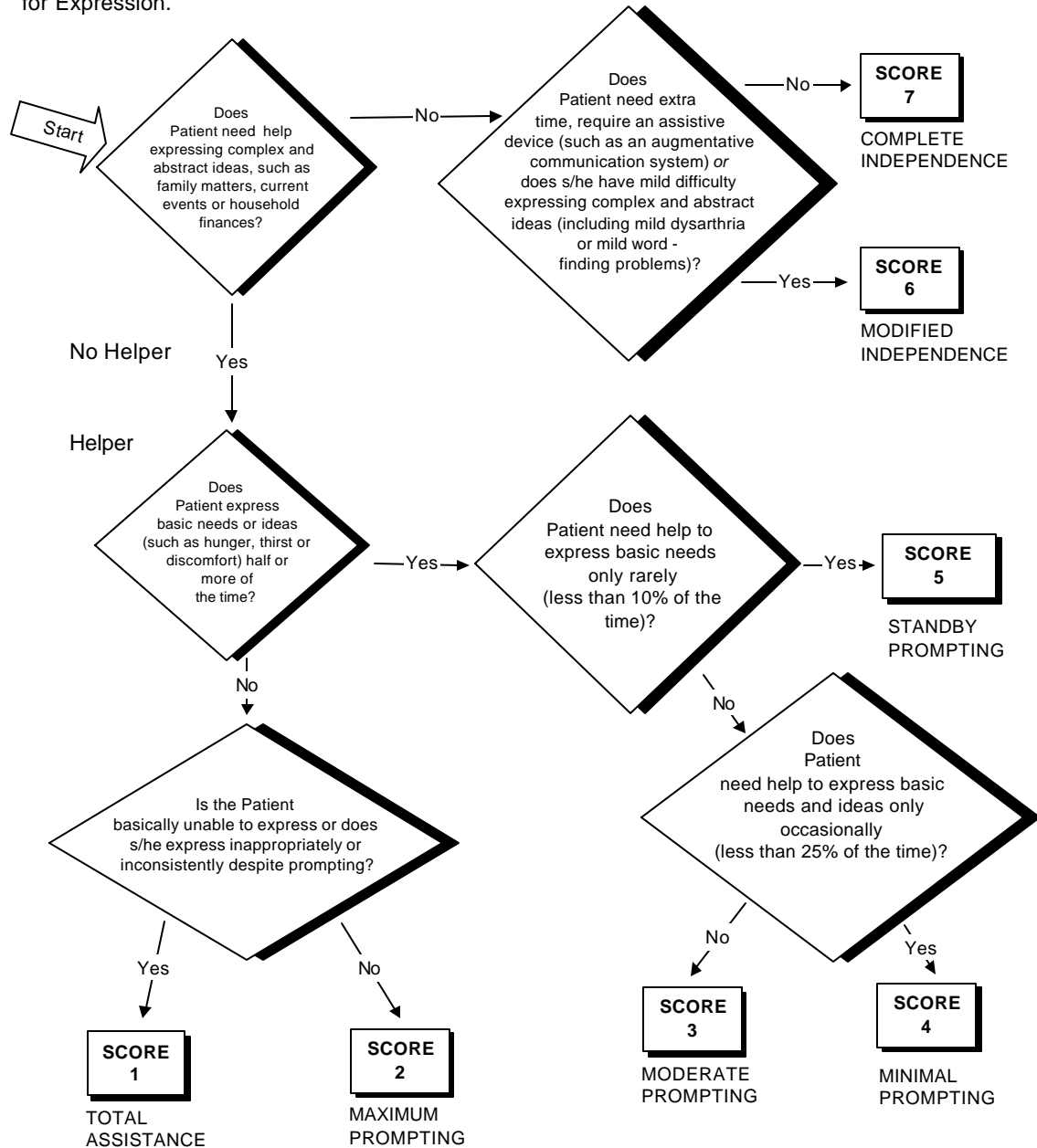
- 5 Standby Prompting—The patient expresses *basic daily needs and ideas* more than 90% of the time. Requires prompting (e.g., frequent repetition) less than 10% of the time to be understood.
- 4 Minimal Prompting—The patient expresses *basic daily needs and ideas* 75 to 90% of the time.
- 3 Moderate Prompting—The patient expresses *basic daily needs and ideas* 50 to 74% of the time.
- 2 Maximal Prompting—The patient expresses *basic daily needs and ideas* 25 to 49% of the time. The patient uses only single words or gestures, and (s)he needs prompting more than half the time.
- 1 Total Assistance—The patient expresses *basic daily needs and ideas* less than 25% of the time, or does not express basic needs appropriately or consistently despite prompting.

Do not use code “0” for Expression.

COMMENT: Examples of *complex or abstract ideas* include (but are not limited to) discussing current events, religion, or relationships with others. Expression of *basic needs and ideas* refers to the patient’s ability to communicate about necessary daily activities such as nutrition, fluids, elimination, hygiene, and sleep (physiological needs).

EXPRESSION

Expression includes clear vocal or nonvocal expression of language. This item includes either intelligible speech or clear expression of language using writing or a communication device. At level 7 the subject expresses complex or abstract ideas clearly and fluently. Evaluate and indicate the more usual mode of expression ("Vocal" or "Nonvocal"). If both are used about equally, code "Both". Code "0" is not available for Expression.



Copyright ©2001, 2002 UB Foundation Activities, Inc. (UBFA, Inc.) for compilation rights; no copyrights claimed in U.S. Government works included in Section I, portions of Section IV, Appendices I and K, and portions of Appendices B, C, E, G, H and J. All other copyrights are reserved to their respective owners. Copyright ©1993-2001 UB Foundation Activities, Inc. for the FIM Data Set, Measurement Scale, Impairment Codes, and refinements thereto for the IRF-PAI, and for the Guide for the Uniform Data Set for Medical Rehabilitation, as incorporated or referenced herein. The FIM mark is owned by UBFA, Inc.

SOCIAL INTERACTION: *Social Interaction* includes skills related to getting along and participating with others in therapeutic and social situations. It represents how one deals with one's own needs *together with* the needs of others.

NO HELPER

- 7 Complete Independence—The patient interacts appropriately with staff, other patients, and family members (e.g., controls temper, accepts criticism, is aware that words and actions have an impact on others), and does not require medication for control.
- 6 Modified Independence—The patient interacts appropriately with staff, other patients, and family members in most situations, and only occasionally loses control. The patient does not require supervision, but may require more than a reasonable amount of time to adjust to social situations, or may require medication for control.

HELPER

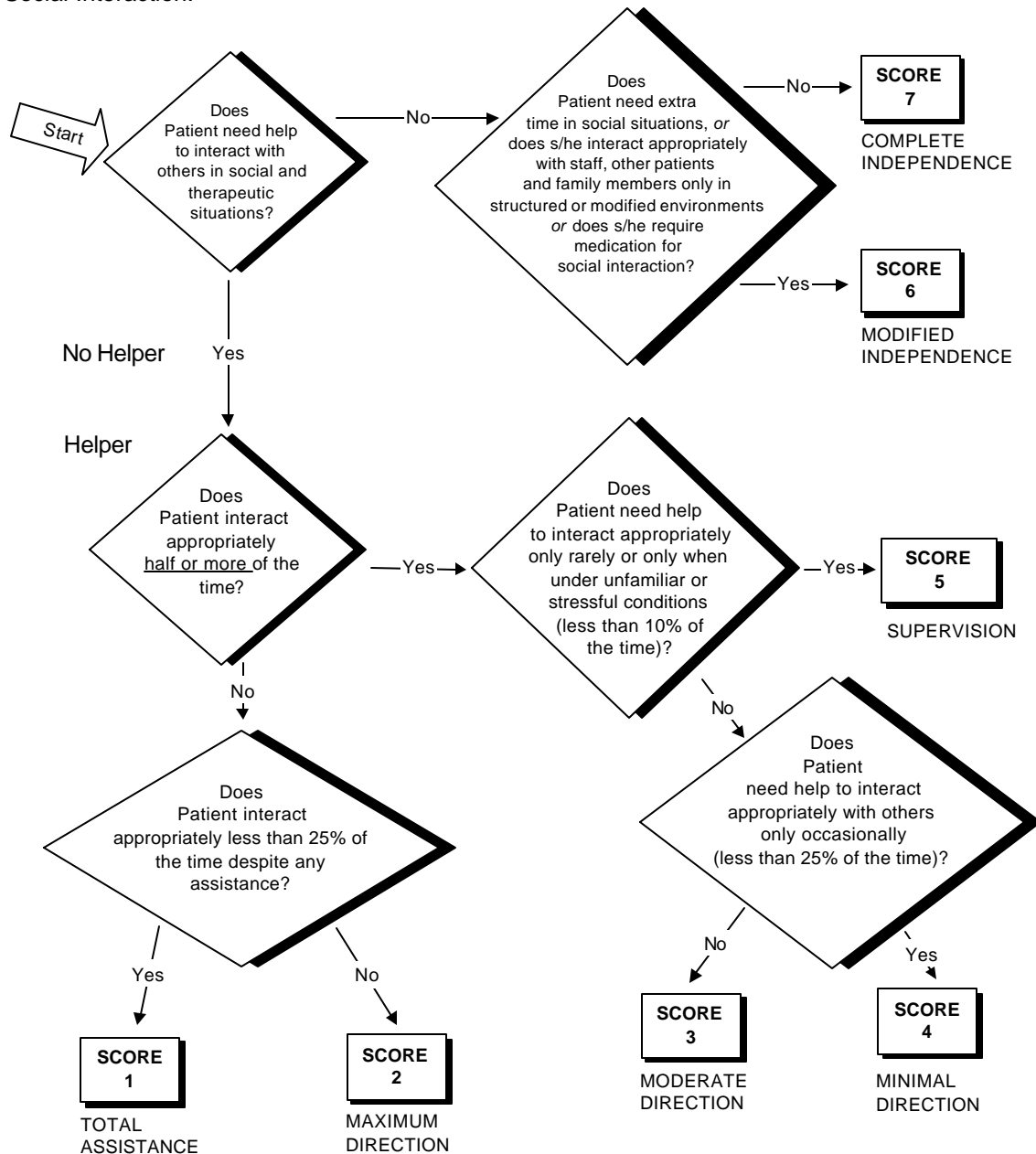
- 5 Supervision—The patient requires supervision (e.g., monitoring, verbal control, cuing, or coaxing) only under stressful or unfamiliar conditions, but less than 10% of the time. The patient may require encouragement to initiate participation.
- 4 Minimal Direction—The patient interacts appropriately 75 to 90% of the time.
- 3 Moderate Direction—The patient interacts appropriately 50 to 74% of the time.
- 2 Maximal Direction—The patient interacts appropriately 25 to 49% of the time, but may need restraint due to socially inappropriate behaviors.
- 1 Total Assistance—The patient interacts appropriately less than 25% of the time, or not at all, and may need restraint due to socially inappropriate behaviors.

Do not use code “0” for Social Interaction

COMMENT: Examples of socially inappropriate behaviors include temper tantrums; loud, foul, or abusive language; excessive laughing or crying; physical attack; or very withdrawn or non-interactive behavior.

SOCIAL INTERACTION

Social interaction includes skills related to getting along and participating with others in therapeutic and social situations. It represents how one deals with one's own needs *together with* the needs of others. At level 7 the subject interacts appropriately with staff, other patients, and family members (e.g., controls temper, accepts criticism, is aware that words and actions have an impact on others.) Subject does not require medication for control. Code "0" is not available for Social Interaction.



Copyright ©2001, 2002 UB Foundation Activities, Inc. (UBFA, Inc.) for compilation rights; no copyrights claimed in U.S. Government works included in Section I, portions of Section IV, Appendices I and K, and portions of Appendices B, C, E, G, H and J. All other copyrights are reserved to their respective owners. Copyright ©1993-2001 UB Foundation Activities, Inc. for the FIM Data Set, Measurement Scale, Impairment Codes, and refinements thereto for the IRF-PAI, and for the Guide for the Uniform Data Set for Medical Rehabilitation, as incorporated or referenced herein. The FIM mark is owned by UBFA, Inc.

PROBLEM SOLVING: *Problem Solving* includes skills related to solving problems of daily living. This means making reasonable, safe, and timely decisions regarding financial, social, and personal affairs, as well as the initiation, sequencing, and self-correcting of tasks and activities to solve problems.

NO HELPER

- 7 Complete Independence—The patient consistently recognizes problems when present, makes appropriate decisions, initiates and carries out a sequence of steps to solve *complex problems* until the task is completed, and self-corrects if errors are made.
- 6 Modified Independence—In most situations, the patient recognizes a present problem, and with only mild difficulty makes appropriate decisions, initiates and carries out a sequence of steps to solve *complex problems*, or requires more than a reasonable time to make appropriate decisions or solve complex problems.

HELPER

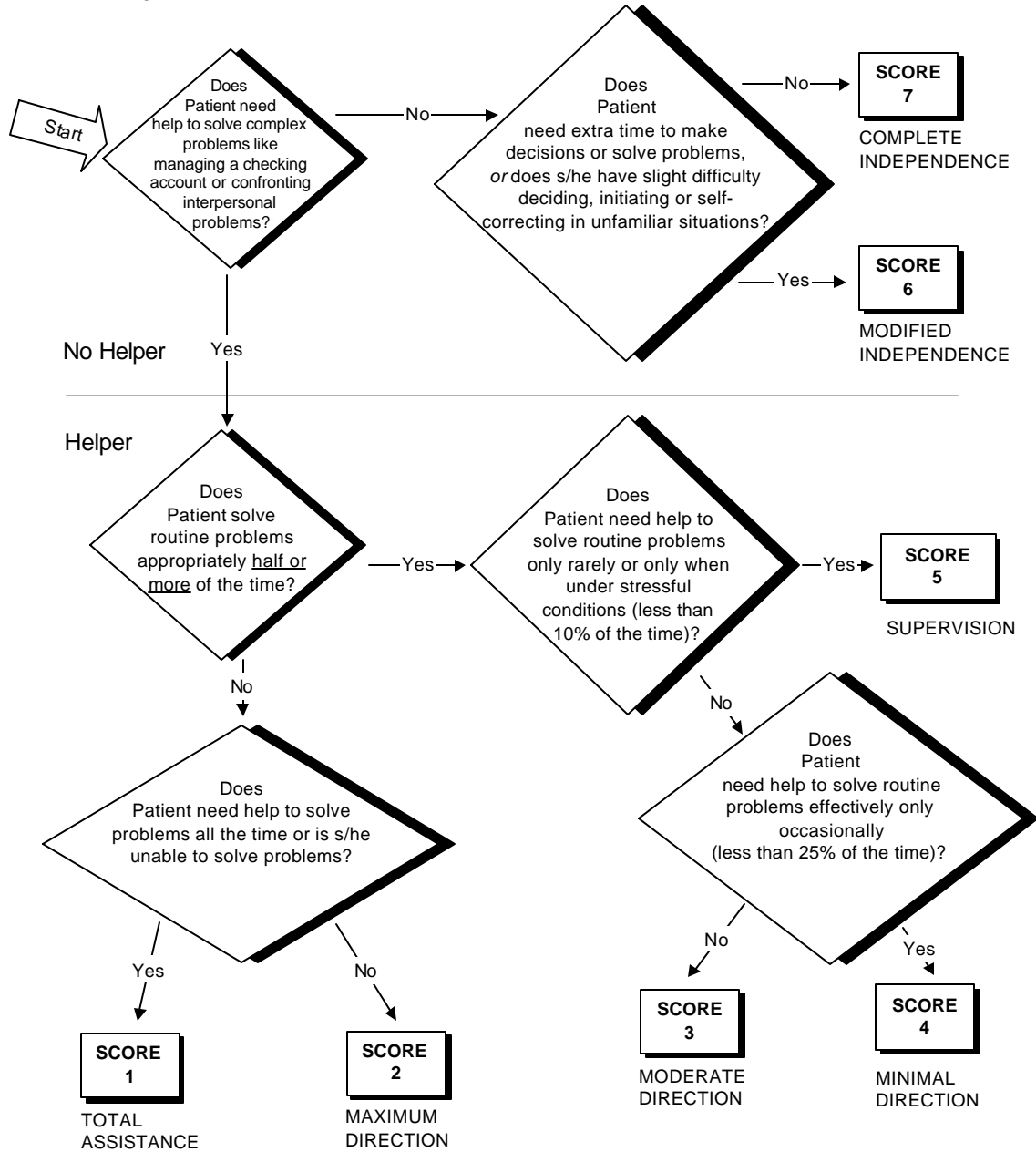
- 5 Supervision—The patient requires supervision (e.g., cuing or coaxing) to solve less *routine problems* only under stressful or unfamiliar conditions, but no more than 10% of the time.
- 4 Minimal Direction—The patient solves *routine problems* 75 to 90% of the time.
- 3 Moderate Direction—The patient solves *routine problems* 50 to 74% of the time.
- 2 Maximal Direction—The patient solves *routine problems* 25 to 49% of the time. The patient needs direction more than half the time to initiate, plan, or complete simple daily activities, and may need restraint for safety.
- 1 Total Assistance—The patient solves *routine problems* less than 25% of the time. The patient needs direction nearly all the time, or does not effectively solve problems, and may require constant one-to-one direction to complete simple daily activities. The patient may need a restraint for safety.

Do not use code “0” for Problem Solving.

COMMENT: Examples of *complex problem-solving* includes activities such as managing a checking account, participating in discharge plans, self-administering medications, confronting interpersonal problems, and making employment decisions. *Routine problem-solving* includes successfully completing daily tasks or dealing with unplanned events or hazards that occur during daily activities. More specific examples of routine problems include asking for assistance appropriately during transfer, asking for a new milk carton if milk is sour or missing, unbuttoning a shirt before trying to put it on, and asking for utensils missing from a meal tray.

PROBLEM SOLVING

Problem Solving includes skills related to solving problems of daily living. This means making reasonable, safe, and timely decisions regarding financial, social and personal affairs, and initiating, sequencing and self-correcting tasks and activities to solve problems. At level 7 the subject consistently recognizes if there is a problem, makes appropriate decisions, initiates and carries out a sequence of steps to solve complex problems until the task is completed, and self-corrects if errors are made. Code "0" is not available for Problem Solving.



Copyright ©2001, 2002 UB Foundation Activities, Inc. (UBFA, Inc.) for compilation rights; no copyrights claimed in U.S. Government works included in Section I, portions of Section IV, Appendices I and K, and portions of Appendices B, C, E, G, H and J. All other copyrights are reserved to their respective owners. Copyright ©1993-2001 UB Foundation Activities, Inc. for the FIM Data Set, Measurement Scale, Impairment Codes, and refinements thereto for the IRF-PAI, and for the Guide for the Uniform Data Set for Medical Rehabilitation, as incorporated or referenced herein. The FIM mark is owned by UBFA, Inc.

MEMORY: *Memory* includes skills related to recognizing and remembering while performing daily activities in an institutional or community setting. Memory in this context includes the ability to store and retrieve information, particularly verbal and visual. The functional evidence of memory includes recognizing people frequently encountered, remembering daily routines, and executing requests without being reminded. A deficit in memory impairs learning as well as performance of tasks.

NO HELPER

- 7 Complete Independence—The patient recognizes people frequently encountered, remembers daily routines, and executes requests of others without need for repetition.
- 6 Modified Independence—The patient appears to have only mild difficulty recognizing people frequently encountered, remembering daily routines, and responding to requests of others. The patient may use self-initiated or environmental cues, prompts, or aids.

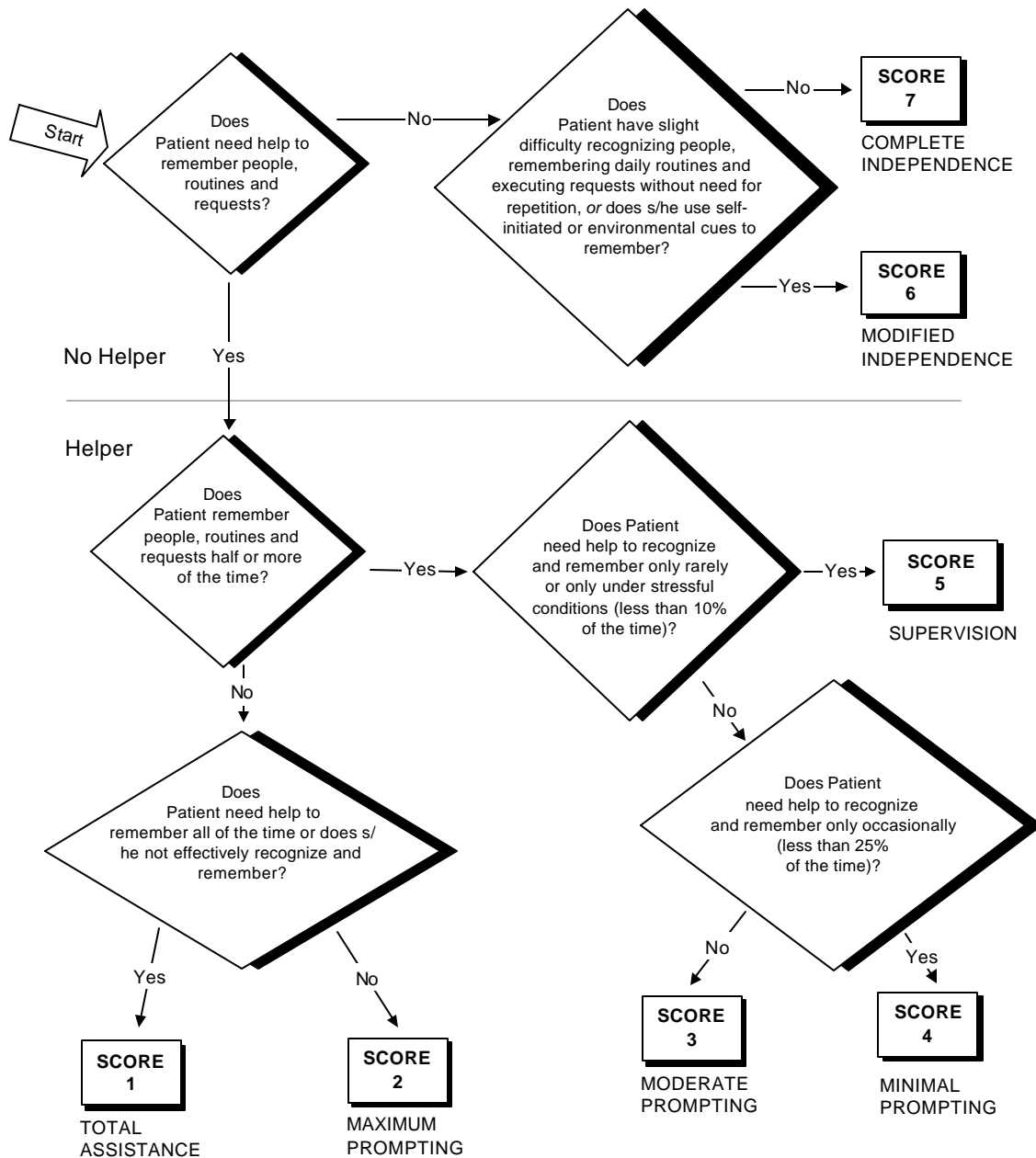
HELPER

- 5 Supervision—The patient requires prompting (e.g., cuing, repetition, reminders) only under stressful or unfamiliar conditions, but no more than 10% of the time.
- 4 Minimal Prompting—The patient recognizes and remembers 75 to 90% of the time.
- 3 Moderate Prompting—The patient recognizes and remembers 50 to 74% of the time.
- 2 Maximal Prompting—The patient recognizes and remembers 25 to 49% of the time, and needs prompting more than half the time.
- 1 Total Assistance—The patient recognizes and remembers less than 25% of the time, or does not effectively recognize and remember.

Do not use code “0” for Memory.

MEMORY

Memory includes skills related to recognizing and remembering while performing daily activities in an institutional or community setting. Memory in this context includes the ability to store and retrieve information, particularly verbal and visual. The functional evidence of memory includes recognizing people frequently encountered, remembering daily routines and executing requests without being reminded. A deficit in memory impairs learning as well as performance of tasks. At level 7 the subject recognizes people frequently encountered, remembers daily routines, and executes requests of others without need for repetition. Code "0" is not available for Memory



Copyright ©2001, 2002 UB Foundation Activities, Inc. (UBFA, Inc.) for compilation rights; no copyrights claimed in U.S. Government works included in Section I, portions of Section IV, Appendices I and K, and portions of Appendices B, C, E, G, H and J. All other copyrights are reserved to their respective owners. Copyright ©1993-2001 UB Foundation Activities, Inc. for the FIM Data Set, Measurement Scale, Impairment Codes, and refinements thereto for the IRF-PAI, and for the Guide for the Uniform Data Set for Medical Rehabilitation, as incorporated or referenced herein. The FIM mark is owned by UBFA, Inc.

¹ This method of scoring the Walk/Wheelchair item is in accordance with section 412.610 "Assessment schedule" of the Final Rule (pages 41389-41930) that allows exceptions to the general rules for the admission and discharge assessments to be specified in this manual.

SECTION IV

MEDICAL NEEDS/QUALITY INDICATORS

MEDICAL NEEDS

Completion of these items is voluntary.

25. Is patient comatose at admission? Has the patient been diagnosed as comatose or in a persistent vegetative state? Enter the appropriate code at the time of admission.

- 0 No
- 1 Yes. Record ICD-9-CM diagnosis code(s) of coma or persistent vegetative state in Comorbid Conditions (Item 24).

26. Is patient delirious at admission? Has the patient exhibited symptoms of delirium? Delirium may be manifested as disoriented thinking, being easily distracted, disorganized speech, restlessness, lethargy, or altered perceptions or awareness of surroundings. Enter the appropriate code at the time of admission.

- 0 No
- 1 Yes. Record ICD-9-CM diagnosis code(s) of delirium in Comorbid Conditions (Item 24).

27. Swallowing Status. Use the following codes to describe the patient's swallowing status. Enter the appropriate code at the time of admission and discharge.

- 3 Regular Food:** Solids and liquids are swallowed safely without supervision or modified food or liquid consistency.
- 2 Modified Food Consistency/Supervision:** Patient requires modified food or liquid consistency, such as a pureed diet, or the patient requires supervision during eating for safety reasons.
- 1 Tube/Parenteral Feeding:** Tube/parenteral feeding used wholly or partially as a means of sustenance. This includes patients who are unable to have any food by mouth (i.e., NPO).

- 28. Clinical signs of dehydration.** Does the patient exhibit signs of clinical dehydration? Signs of clinical dehydration may include oliguria, dry skin, orthostatic hypotension, somnolence, agitation, sunken eyes, poor skin turgor, very dry mucous membranes, cyanosis, poor fluid intake, or excessive loss of fluid through vomiting or excessive urine, stools, or sweating (whereby the amount of output exceeds the amount of intake). Enter the appropriate code at the time of admission and discharge.
- 0 No
 - 1 Yes. Record ICD-9-CM diagnosis code(s) related to dehydration in Comorbid Conditions (Item 24), or Complications (Item 47), or Both.

Quality Indicators

Respiratory Status

Completion of the Quality Indicator items is voluntary. The observation period for the Respiratory items (items 48 through 50) is three calendar days.

- 48. Shortness of breath with exertion.** Does the patient report one or more episodes of becoming “breathless” or short of breath (dyspneic), or is the patient observed to be short of breath with mild exertion, such as during bathing or transferring, on at least one occasion? Enter the appropriate code at the time of admission and discharge.
- 0 No
 - 1 Yes
- 49. Shortness of breath at rest.** Does the patient report one or more episodes of feeling “breathless” or short of breath (dyspneic), or is the patient observed to be short of breath while at rest (e.g., while sitting, talking) on at least one occasion? Enter the appropriate code at the time of admission and discharge.
- 0 No
 - 1 Yes
- 50. Weak cough and difficulty clearing airway secretions.** Does the patient report or is the patient observed to be unable to cough effectively to expel respiratory secretions or sputum from the mouth (e.g., secondary to viscosity of sputum, inability to physically remove secretions from tracheostomy entrance) on at least one occasion? Enter the appropriate code at the time of admission and discharge.
- 0 No
 - 1 Yes

Pain

51. Pain. Rate the highest level of pain reported by the patient within the 3-day assessment time period, regardless of whether taking pain medication. Pain refers to any type of physical pain or discomfort in any part of the body. Score using the scale below. Report whole numbers only. Enter the appropriate code at the time of admission and discharge.

0	1	2	3	4	5	6	7	8	9	10
No Pain					Moderate Pain					Worst Possible Pain

Pressure Ulcer

The observation period for the Pressure Ulcer items (items 52A through 52F) is three calendar days.

52A. Highest current pressure ulcer stage. If the patient has more than one pressure ulcer, determine which ulcer has the highest (worst) ulcer stage. Enter the appropriate code at the time of admission and discharge.

- 0 No pressure ulcer
- 1 Any area of persistent skin redness (Stage 1)
- 2 Partial loss of skin layers (Stage 2)
- 3 Deep craters in the skin (Stage 3)
- 4 Breaks in skin exposing muscle or bone (Stage 4)
- 5 Not stageable (necrotic eschar predominant; no prior staging available)

52B. Number of current pressure ulcers. Count the number of pressure ulcers, including ulcers that cannot be accurately staged. Enter the appropriate code at the time of admission and discharge.

PUSH Tool 3.0 (©1998, National Pressure Ulcer Advisory Panel)

Item 52C through 52F comprise the Pressure Ulcer Scale for Healing (PUSH Tool - version 3.0). The PUSH Tool was developed by the National Pressure Ulcer Advisory Panel (NPUAP) as a quick, reliable tool to monitor the change in pressure ulcer status over time.

The tool is based on (1) an analysis of research literature to identify the critical parameters commonly used to monitor pressure ulcer healing and (2) a statistical analysis (e.g. principal component analysis) of existing research data bases on pressure ulcer monitoring and (3) a national retrospective validation study.

More information about the PUSH tool is available on the web at www.npuap.org.

Copyright ©2001, 2002 UB Foundation Activities, Inc. (UBFA, Inc.) for compilation rights; no copyrights claimed in U.S. Government works included in Section I, portions of Section IV, Appendices I and K, and portions of Appendices B, C, E, G, H and J. All other copyrights are reserved to their respective owners. Copyright ©1993-2001 UB Foundation Activities, Inc. for the FIM Data Set, Measurement Scale, Impairment Codes, and refinements thereto for the IRF-PAI, and for the Guide for the Uniform Data Set for Medical Rehabilitation, as incorporated or referenced herein. The FIM mark is owned by UBFA, Inc.

For purposes of this assessment, there are three important things to remember for this section:

- The PUSH Tool (items 52C through 52F) can only be calculated for ulcers of Stage 2 and higher OR for ulcers where necrotic eschar is the predominant tissue. If the highest ulcer stage is “0” or “1,” enter a code of “0” in 52C, 52D, 52E, and 52F.
- Select the LARGEST pressure ulcer (stage 2 or higher). The largest ulcer may not necessarily be the ulcer with the highest ulcer stage.
- Although the PUSH Tool was designed to evaluate healing of a pressure ulcer, its use in this assessment is to provide a “snapshot” of the status for the largest ulcer present at the time of the assessment.

Instructions for Using the PUSH Tool 3.0

To use the PUSH Tool, the pressure ulcer is assessed and scored on the three elements in the tool:

- Length x Width --> scored from 0 to 10
- Exudate Amount ---> scored from 0 (none) to 3 (heavy)
- Tissue Type ---> scored from 0 (closed) to 4 (necrotic tissue)

In order to insure consistency in applying the tool to monitor wound healing, definitions for each element are supplied below.

Step 1 (52C): Using the definition for length x width, a centimeter ruler measurement is made of the greatest head to toe diameter. A second measurement is made of the greatest width (left to right). Multiple these two measurements to get square centimeters and then select the corresponding category for size on the scale and record the score.

Step 2 (52D): Estimate the amount of exudate after removal of the dressing and before applying any topical agents. Select the corresponding category for amount & record the score.

Step 3 (52E): Identify the type of tissue. Note: if there is ANY necrotic tissue, it is scored a 4. Or, if there is ANY slough, it is scored a 3, even though most of the wound is covered with granulation tissue.

Step 4 (52F): Sum the scores on the three elements of the tool to derive a total PUSH Score.

Step 5: Transfer the total score to the Pressure Ulcer Healing Graph (go to www.npuap.org for a copy of the Pressure Ulcer Healing Graph). Changes in the score over time provide an indication of the changing status of the ulcer. If the score goes down, the wound is healing. If it gets larger, the wound is deteriorating.

The PUSH tool is property of the National Pressure Ulcer Advisory Panel (NPUAP).

52C. Length multiplied by width (open wound surface area). Using the definition for length x width, a centimeter ruler measurement is made of the greatest head to toe diameter. A second measurement is made of the greatest width (left to right). Multiple these two measurements to get square centimeters and then select the corresponding category for size on the scale and record the score. If necrotic eschar is the predominant tissue and the ulcer is not “open,” measure from edge to edge of the eschar. Record at the time of admission and discharge using the code that corresponds to the largest pressure ulcer’s open surface area:

- 0 0 cm²
- 1 < 0.3 cm²
- 2 0.3 to 0.6 cm²
- 3 0.7 to 1.0 cm²
- 4 1.1 to 2.0 cm²
- 5 2.1 to 3.0 cm²
- 6 3.1 to 4.0 cm²
- 7 4.1 to 8.0 cm²
- 8 8.1 to 12.0 cm²
- 9 12.1 to 24.0 cm²
- 10 > 24 cm²

52D. Exudate amount. Estimate the amount of exudate (drainage) present after removal of the dressing and before applying any topical agent to the ulcer for the selected (largest) pressure ulcer. Record the appropriate code at the time of admission and discharge.

- 0 None
- 1 Light
- 2 Moderate
- 3 Heavy

52E. Tissue type . Determine the type of tissue that occupies the majority of the ulcer bed of the selected (largest) pressure ulcer. Note: if there is ANY necrotic tissue, it is scored a 4. Or, if there is ANY slough, it is scored a 3, even though most of the wound is covered with granulation tissue. Record the appropriate code at the time of admission and discharge.

- 0 Closed/Resurfaced: The wound is completely covered with epithelium (new skin).
- 1 Epithelial Tissue: For superficial ulcers, new pink or shiny tissue (skin) that grows in from the edges or as island on the ulcer surface.
- 2 Granulation Tissue: Pink or beefy red tissue with a shiny, moist, granular appearance.
- 3 Slough: Yellow or white tissue that adheres to the ulcer bed in strings or clumps or is mucinous.

- 4 Necrotic Tissue (eschar): Black, brown, or tan tissue that adheres firmly to the wound bed or ulcer edges.

52F. Total PUSH tool score. Sum the scores of the three elements (52C + 52D + 52E) of the tool to derive the total PUSH tool score. Record at the time of admission and discharge.

Safety

53. Balance problem. During the 3-day assessment period, does the patient report at least one episode of dizziness, vertigo, or light-headedness while sitting or standing? This may include a report of feeling unsteady, that he or she is “turning” or “tilting,” or that the patients feel that the surroundings are whirling/spinning around. Enter the appropriate code on admission and discharge.

- 0 No
- 1 Yes

54. Falls. Record the total number of falls during the rehabilitation stay. Record at the time of discharge. A fall is defined as unintentionally coming to rest on the ground, floor, or other lower level.

In addition to the typical fall, the following are also to be recorded as falls:

- a) The patient loses his/her balance and is lowered to the floor by a helper. Were it not for staff intervention, the patient would have free-fallen. An intercepted fall where the patient comes to rest on a lower level is a fall.
- b) The patient falls, but is not injured. The presence or absence of an injury is not a factor in the definition of a fall. A fall without an injury is still a fall.
- c) The patient is found on the floor. The facility is obligated to investigate and try to determine how the patient ended up on the floor, and put into place an intervention to prevent this from recurring. Unless there is evidence suggesting otherwise, the most logical conclusion is that a fall occurred.

APPENDIX A

IMPAIRMENT GROUP CODES

Impairment Group Codes			
Impairment Group	Code	Description	
Stroke	01.1	Left Body Involvement (Right Brain)	
	01.2	Right Body Involvement (Left Brain)	
	01.3	Bilateral Involvement	
	01.4	No Paresis	
	01.9	Other Stroke	
Brain Dysfunction	02.1	Non-traumatic	
	02.21	Traumatic, Open Injury	
	02.22	Traumatic, Closed Injury	
	02.9	Other Brain	
Neurologic Conditions	03.1	Multiple Sclerosis	
	03.2	Parkinsonism	
	03.3	Polyneuropathy	
	03.4	Guillain-Barré Syndrome	
	03.5	Cerebral Palsy	
	03.8	Neuromuscular Disorders	
	03.9	Other Neurologic	
Spinal Cord Dysfunction	Traumatic	04.110	Paraplegia, Unspecified
		04.111	Paraplegia, Incomplete
		04.112	Paraplegia, Complete
		04.120	Quadriplegia, Unspecified
		04.1211	Quadriplegia, Incomplete C1-4
		04.1212	Quadriplegia, Incomplete C5-8
		04.1221	Quadriplegia, Complete C1-4
		04.1222	Quadriplegia, Complete C5-8
		04.130	Other Non-Traumatic Spinal Cord Dysfunction
		NonTraumatic	04.210
	04.211		Paraplegia, Incomplete
	04.212		Paraplegia, Complete
	04.220		Quadriplegia, Unspecified
	04.2211		Quadriplegia, Incomplete C1-4
	04.2212		Quadriplegia, Incomplete C5-8
	04.2221		Quadriplegia, Complete C1-4
	04.2222		Quadriplegia, Complete C5-8
	04.230		Other Traumatic Spinal Cord Dysfunction

Amputation	05.1 05.2 05.3 05.4 05.5 05.6 05.7 05.9	Unilateral Upper Limb Above the Elbow (AE) Unilateral Upper Limb Below the Elbow (BE) Unilateral Lower Limb Above the Knee (AK) Unilateral Lower Limb Below the Knee (BK) Bilateral Lower Limb Above the Knee (AK/AK) Bilateral Lower Limb Above/Below the Knee (AK/BK) Bilateral Lower Limb Below the Knee (BK/BK) Other Amputation
Arthritis	06.1 06.2 06.9	Rheumatoid Arthritis Osteoarthritis Other Arthritis
Pain Syndromes	07.1 07.2 07.3 07.9	Neck Pain Back Pain Limb Pain Other Pain
Orthopaedic Disorders	08.11 08.12 08.2 08.3 08.4 08.51 08.52 08.61 08.62 08.71 08.72 08.9	Status Post Unilateral Hip Fracture Status Post Bilateral Hip Fractures Status Post Femur (Shaft) Fracture Status Post Pelvic Fracture Status Post Major Multiple Fractures Status Post Unilateral Hip Replacement Status Post Bilateral Hip Replacements Status Post Unilateral Knee Replacement Status Post Bilateral Knee Replacements Status Post Knee and Hip Replacements (Same Side) Status Post Knee and Hip Replacements (Different Sides) Other Orthopaedic
Cardiac	09	Cardiac
Pulmonary Disorders	10.1 10.9	Chronic Obstructive Pulmonary Disease Other Pulmonary
Burns	11	Burns

Congenital Deformities	12.1 12.9	Spina Bifida Other Congenital
Other Disabling Impairments	13	Other Disabling Impairments
Major Multiple Trauma	14.1 14.2 14.3 14.9	Brain + Spinal Cord Injury Brain + Multiple Fracture/Amputation Spinal Cord + Multiple Fracture/Amputation Other Multiple Trauma
Developmental Disability	15	Developmental Disability
Debility	16	Debility (Non-cardia, Non-pulmonary)
Medically Complex	17.1 17.2 17.31 17.32 17.4 17.51 17.52 17.6 17.7 17.8 17.9	Infections Neoplasms Nutrition with Intubation/Parenteral Nutrition Nutrition without Intubation/Parenteral Nutrition Circulatory Disorders Respiratory Disorders – Ventilator Dependent Respiratory Disorders - Non-ventilator Dependent Terminal Care Skin Disorders Medical/Surgical Complications Other Medically Complex Conditions

APPENDIX B

ICD-9-CM CODES

RELATED TO SPECIFIC IMPAIRMENT GROUPS

STROKE (01)

The STROKE Impairment Group includes cases with the diagnosis of cerebral ischemia due to vascular thrombosis, embolism, or hemorrhage.

NOTE: Do NOT use for cases with brain dysfunction secondary to non-vascular causes such as trauma, inflammation, tumor, or degenerative changes. These should be coded under BRAIN DYSFUNCTION (02) instead.

- 01.1 Left Body (Right Brain)
- 01.2 Right Body (Left Brain)
- 01.3 Bilateral
- 01.4 No Paresis
- 01.9 Other Stroke

UDSMR SM Impairment Group	UDSMR SM Impairment Group Code (Item 21)	RIC	ICD-9-CM Code (Item 22)	Etiologic Diagnosis
STROKE	01.1 - 01.9 Stroke	Stroke (01)	430	Subarachnoid hemorrhage, including ruptured cerebral aneurysm
			431	Intracerebral hemorrhage
			432.0 – 432.9	Other and unspecified intracranial hemorrhage
			433.x1*	Occlusion and stenosis of precerebral arteries, with cerebral infarction
			434.x1*	Occlusion of cerebral arteries, with cerebral infarction
			436	Acute, but ill-defined, cerebrovascular disease
			438.0 – 438.9	Late effects of cerebrovascular disease <i>NOTE: Use only for any readmission to rehabilitation for the same stroke.</i>
<i>NOTE: DO NOT use codes 435.0 - 435.9 - Transient cerebral ischemia (TIA)</i>				

* Throughout this Appendix, “x” denotes any digit 0-9.

BRAIN DYSFUNCTION (02)**Non-traumatic Brain Dysfunction**

Includes cases with such etiologies as neoplasm including metastases, encephalitis, inflammation, anoxia, metabolic toxicity, or degenerative processes.

NOTE: Do NOT use for cases with hemorrhagic stroke; use Impairment Codes 01.1 – 01.9 instead.

02.1 Non-traumatic Brain Dysfunction

UDSMRSM Impairment Group	UDSMRSM Impairment Group Code (Item 21)	RIC	ICD-9-CM Code (Item 22)	Etiologic Diagnosis
BRAIN DYSFUNCTION	02.1, 02.9 Non-traumatic, Other Brain	NTBI (03)	036.0	Meningococcal meningitis
			036.1	Meningococcal encephalitis
			049.0 - 049.9	Viral encephalitis
			191.0 – 191.9	Malignant neoplasm of brain
			192.1	Malignant neoplasm of cerebral meninges
			198.3	Secondary malignant neoplasm of brain
			215.0	Other benign neoplasm of connective and other soft tissue of head, face and neck
			225.0	Benign neoplasm of brain
			225.1	Benign neoplasm of cranial nerves
			225.2	Benign neoplasm of cerebral meninges
			237.5	Neoplasm of brain, of uncertain behavior
			237.6	Neoplasm of cerebral meninges, of uncertain behavior
			239.6	Brain tumor of unspecified nature
			239.7	Neoplasm of cerebral meninges, of unspecified nature
			323.0 - 323.9	Encephalitis (except bacterial)
			324.0	Intracranial abscess
			331.0	Alzheimer's disease
			331.2	Senile degeneration of brain
			331.3	Communicating hydrocephalus
			348.1	Anoxic brain damage (Anoxic or hypoxic encephalopathy)

Traumatic Brain Dysfunction

Includes cases with motor and/or cognitive disorders secondary to brain trauma.

02.21 Open Injury

02.22 Closed Injury

UDSMRSM Impairment Group	UDSMRSM Impairment Group Code (Item 21)	RIC	ICD-9-CM Code (Item 22)	Etiologic Diagnosis
BRAIN DYSFUNCTION	02.21 Traumatic, open injury	TBI (02)	800.60 - 800.99	Skull fracture (vault)
			801.60 - 801.99	Skull fracture (base)
			803.60 - 803.99	Other and unqualified skull fractures
			851.10 - 851.19, 851.30 - 851.39, 851.59 - 851.59, 851.70 - 851.79, 851.90 - 851.99	Cerebral laceration and contusion, with open intracranial wound
			852.10 - 852.19, 852.30 - 852.39, 852.50 - 852.59	Subarachnoid, subdural, and extradural hemorrhage following injury
			853.10 - 853.19	Other and unspecified intracranial hemorrhage following injury
			854.10 - 854.19	Intracranial injury of other and unspecified nature
BRAIN DYSFUNCTION	02.22 Traumatic, closed injury		800.10 - 800.49	Skull fracture (vault)
			801.10 - 801.49	Skull fracture (base)
			803.10 - 803.49	Other and unqualified skull fractures
			850.0 - 850.9	Concussion
			851.00 - 851.09, 851.20 - 851.29, 851.40 - 851.49, 851.60 - 851.69, 851.80 - 851.89	Cerebral laceration and contusion
			852.00 - 852.09, 852.20 - 852.29, 852.40 - 852.49	Subarachnoid, subdural, and extradural hemorrhage following injury
			853.00 - 853.09	Other and unspecified intracranial hemorrhage following injury
			854.00 - 854.09	Intracranial injury of other and unspecified nature

Copyright ©2001, 2002 UB Foundation Activities, Inc. (UBFA, Inc.) for compilation rights; no copyrights claimed in U.S. Government works included in Section I, portions of Section IV, Appendices I and K, and portions of Appendices B, C, E, G, H and J. All other copyrights are reserved to their respective owners. Copyright

©1993-2001 UB Foundation Activities, Inc. for the FIM Data Set, Measurement Scale, Impairment Codes, and refinements thereto for the IRF-PAI, and for the Guide for the Uniform Data Set for Medical Rehabilitation, as incorporated or referenced herein. The FIM mark is owned by UBFA, Inc.

NEUROLOGIC CONDITIONS (03)

Includes cases with neurologic or neuromuscular dysfunctions of various etiologies.

- 03.1 Multiple Sclerosis
- 03.2 Parkinsonism
- 03.3 Polyneuropathy
- 03.4 Guillain-Barré Syndrome
- 03.5 Cerebral Palsy
- 03.8 Neuromuscular Disorders
- 03.9 Other Neurologic Conditions

UDSMRSM Impairment Group	UDSMRSM Impairment Group Code (Item 21)	RIC	ICD-9-CM Code (Item 22)	Etiologic Diagnosis
NEUROLOGIC CONDITIONS (except Guillain-Barré Syndrome)	03.1 Multiple Sclerosis	Neuro (06)	340	Multiple sclerosis
	03.2 Parkinsonism		332.0 - 332.1	Parkinsonism
	03.3 Polyneuropathy		356.0 - 356.8	Hereditary and idiopathic peripheral neuropathy
			357.5 - 357.8	Toxic neuropathy
	03.5 Cerebral Palsy		343.0 – 343.8	Infantile cerebral palsy
	03.8 Neuromuscular Disorders		138	Late effects of acute poliomyelitis
			335.20 - 335.9	Motor neuron disease
			358.0	Myasthenia gravis
			359.0 - 359.4	Muscular dystrophies and other myopathies
	03.9 Other Neurologic		333.0 - 333.7, 333.80 - 333.99	Other extrapyramidal disease and abnormal movement disorders
			334.0 - 334.3, 334.8	Spinocerebellar disease
			337.0, 337.20 – 337.29, 337.3, 337.9	Disorders of the autonomic nervous system
341.0 - 341.8		Other demyelinating diseases of central nervous system		
NEUROLOGIC CONDITIONS - GUILLAIN-BARRÉ SYNDROME	03.4 Guillain-Barré Syndrome	GB (19)	357.0	Acute infective polyneuritis (Guillain-Barré syndrome)

SPINAL CORD DYSFUNCTION (04)

Includes cases with various forms of quadriplegia/paresis and paraplegia/paresis regardless of the etiology, whether traumatic (codes 4.110 – 4.130), or non-traumatic (i.e., medical or post-operative – codes 4.210 – 4.230). **NOTE: Cases for which spinal cord dysfunction is the major impairment should always be coded as such, regardless of the reason for the current admission to rehabilitation.**

Non-traumatic Spinal Cord Dysfunction

Includes cases with quadriplegia/paresis and paraplegia/paresis of non-traumatic (i.e., medical or post-operative) origin.

- 04.110 Paraplegia, Unspecified
- 04.111 Paraplegia, Incomplete
- 04.112 Paraplegia, Complete
- 04.120 Quadriplegia, Unspecified
- 04.1211 Quadriplegia, Incomplete, C1-4
- 04.1212 Quadriplegia, Incomplete, C5-8
- 04.1221 Quadriplegia, Complete, C1-4
- 04.1222 Quadriplegia, Complete, C5-8
- 04.130 Other Non-traumatic Spinal Cord Dysfunction

UDSMR SM Impairment Group	UDSMR SM Impairment Group Code (Item 21)	RIC	ICD-9-CM Code (Item 22)	Etiologic Diagnosis
SPINAL CORD DYSFUNCTION	04.110 - 04.130 Non-traumatic Spinal Cord Dysfunction	NTSCI (05)	015.0	Tuberculosis of vertebral column
			170.2	Malignant neoplasm of spinal column
			192.2 – 192.3	Malignant neoplasm of spinal cord, spinal meninges
			198.3	Secondary malignant neoplasm of spinal cord
			198.4	Secondary malignant neoplasm of spinal meninges
			225.3, 225.4	Benign neoplasm of spinal cord, spinal meninges
			237.5	Neoplasm of spinal cord, of uncertain behavior
			237.6	Neoplasm of spinal meninges, of uncertain behavior
			239.7	Neoplasm of other parts of nervous system, of unspecified nature
			323.9	Transverse myelitis
			324.1	Intraspinal abscess
			441.00 - 441.03	Dissection of aorta
			441.1, 441.3, 441.5, 441.6	Aortic aneurysm, ruptured
			721.1, 721.41, 721.42, 721.91	Spondylosis with myelopathy
			722.71 - 722.73	Intervertebral disc disorder with myelopathy
			723.0	Spinal stenosis in cervical region (if deficits include weakness)
			724.00 - 724.09	Spinal stenosis, other than cervical (if deficits include weakness)
907.2	Late effect of spinal cord injury			

Copyright ©2001, 2002 UB Foundation Activities, Inc. (UBFA, Inc.) for compilation rights; no copyrights claimed in U.S. Government works included in Section I, portions of Section IV, Appendices I and K, and portions of Appendices B, C, E, G, H and J. All other copyrights are reserved to their respective owners. Copyright

©1993-2001 UB Foundation Activities, Inc. for the FIM Data Set, Measurement Scale, Impairment Codes, and refinements thereto for the IRF-PAI, and for the Guide for the Uniform Data Set for Medical Rehabilitation, as incorporated or referenced herein. The FIM mark is owned by UBFA, Inc.

Traumatic Spinal Cord Dysfunction

Includes cases with quadriplegia/paresis and paraplegia/paresis secondary to trauma.

- 04.210 Paraplegia, Unspecified
- 04.211 Paraplegia, Incomplete
- 04.212 Paraplegia, Complete
- 04.220 Quadriplegia, Unspecified
- 04.2211 Quadriplegia, Incomplete, C1-4
- 04.2212 Quadriplegia, Incomplete, C5-8
- 04.2221 Quadriplegia, Complete, C1-4
- 04.2222 Quadriplegia, Complete, C5-8
- 04.230 Other Traumatic Spinal Cord Dysfunction

UDSMRSM Impairment Group	UDSMRSM Impairment Code (Item 21)	RIC	ICD-9-CM Code (Item 22)	Etiologic Diagnosis
SPINAL CORD DYSFUNCTION	04.210 - 04.230 Traumatic Spinal Cord Dysfunction	TSCI (04)	806.00 - 806.9	Fracture of vertebral column with spinal cord injury
			907.2	Late effect of spinal cord injury
			953.0 - 953.8	Injury to nerve roots and spinal plexus
			952.00 - 952.8	Spinal cord injury without evidence of spinal bone injury

AMPUTATION OF LIMB (05)

Includes cases in which the major deficit is partial or complete absence of a limb.

NOTE: Cases for which limb amputation is the major impairment should always be coded as such, regardless of the reason for the current admission to rehabilitation.

- 05.1 Unilateral Upper Limb Above the Elbow (AE)
- 05.2 Unilateral Upper Limb Below the Elbow (BE)
- 05.3 Unilateral Lower Limb Above the Knee (AK)
- 05.4 Unilateral Lower Limb Below the Knee (BK)
- 05.5 Bilateral Lower Limb Above the Knee (AK/AK)
- 05.6 Bilateral Lower Limb Above/Below the Knee (AK/BK)
- 05.7 Bilateral Lower Limb Below the Knee (BK/BK)
- 05.9 Other Amputation

UDSMRSM Impairment Group	UDSMRSM Impairment Group Code (Item 21)	RIC	ICD-9-CM Code (Item 22)	Etiologic Diagnosis
AMPUTATION OF LIMB	05.1 - 05.2, 05.9 Amputation, upper limb or other	AMP- NLE (11)	170.4, 170.5	Malignant neoplasm of bones of upper limb
			171.2	Malignant neoplasm of cartilage and other soft tissue of upper limb
			198.5	Secondary neoplasm of bone
			250.60 – 250.63	Diabetes with neurologic manifestations. <i>(Use additional code to identify manifestation, as: 358.1 – Diabetic amyotrophy; or 357.2 - Diabetic polyneuropathy, etc.)</i>
			250.70 - 250.73	Diabetes with peripheral circulatory disorders. <i>(Use additional code to identify manifestation, as: 443.81 - Diabetic peripheral angiopathy; 785.4 - Diabetic gangrene).</i>
			250.80 – 250.83	Diabetes with other specified manifestations. <i>(Use additional code to identify manifestation, as: 707.1- Ulcer of lower limbs, except decubitus)</i>
			356.0 – 356.9	Hereditary and idiopathic peripheral neuropathy
			357.0 – 357.9	Inflammatory and toxic neuropathy
			440.20 - 440.29	Atherosclerosis of native arteries of the extremities
			443.81	Peripheral angiopathy in diseases classified elsewhere
			443.9	Peripheral vascular disease, unspecified
			444.21 - 444.22	Arterial embolism and thrombosis, extremities
			447.0 - 447.8	Other disorders of arteries and arterioles
			459.0 - 459.89	Other disorders of circulatory system
			736.89	Acquired deformity of other parts of limbs, not elsewhere classified
			747.63, 747.64	Upper or lower limb vessel anomaly
			755.21 - 755.29	Reduction deformities of upper limb
			887.0 - 887.7	Traumatic amputation of arm and hand (complete) (partial)
			997.60 - 997.69	Amputation stump complication
			V52.0	Fitting and adjustment of artificial arm

Copyright ©2001, 2002 UB Foundation Activities, Inc. (UBFA, Inc.) for compilation rights; no copyrights claimed in U.S. Government works included in Section I, portions of Section IV, Appendices I and K, and portions of Appendices B, C, E, G, H and J. All other copyrights are reserved to their respective owners. Copyright

©1993-2001 UB Foundation Activities, Inc. for the FIM Data Set, Measurement Scale, Impairment Codes, and refinements thereto for the IRF-PAI, and for the Guide for the Uniform Data Set for Medical Rehabilitation, as incorporated or referenced herein. The FIM mark is owned by UBFA, Inc.

UDSMR SM Impairment Group	UDSMR SM Impairment Group Code (Item 21)	RIC	ICD-9-CM Code (Item 22)	Etiologic Diagnosis
AMPUTATION OF LIMB (continued)	05.3 – 05.7 Amputation, lower limb	AMPLE (10)	170.7, 170.8	Malignant neoplasm of bones of lower limb
			171.3	Malignant neoplasm of cartilage and other soft tissue of lower limb
			198.5	Secondary neoplasm of bone
			250.60 – 250.63	Diabetes with neurologic manifestations. <i>(Use additional code to identify manifestation, as: 358.1 – Diabetic amyotrophy; or 357.2 – Diabetic polyneuropathy, etc.)</i>
			250.70 – 250.73	Diabetes with peripheral circulatory disorders. <i>(Use additional code to identify manifestation, as: 443.81 – Diabetic peripheral angiopathy; 785.4 – Diabetic gangrene).</i>
			250.80 – 250.83	Diabetes with other specified manifestations. <i>(Use additional code to identify manifestation, as: 707.1- Ulcer of lower limbs, except decubitus)</i>
			356.0 – 356.9	Hereditary and idiopathic peripheral neuropathy
			357.0 – 357.9	Inflammatory and toxic neuropathy
			440.20 – 440.29	Atherosclerosis of native arteries of the extremities
			444.21 – 444.22	Arterial embolism and thrombosis, extremities
			447.0 – 447.8	Other disorders of arteries and arterioles
			459.0 – 459.89	Other disorders of circulatory system
			681.10 – 681.11	Toe cellulitis and abscess
			736.89	Acquired deformity of other parts of limbs, not elsewhere classified
			747.63, 747.64	Upper or lower limb vessel anomaly
			755.31 – 755.39	Reduction deformities of lower limb
			896.0 – 896.3	Traumatic amputation of foot (complete) (partial)
			897.0 – 897.7	Traumatic amputation of leg
			997.60 – 997.69	Amputation stump complication
			V52.1	Fitting and adjustment of artificial leg
V57.81	Gait training in the use of artificial limbs			

ARTHRITIS (06)

Includes cases in which the major disorder is arthritis of all etiologies.

NOTE: Do NOT use for cases entering rehabilitation immediately after joint replacement, even if the procedure was performed secondary to arthritis. Instead, use one of the joint replacement Impairment Codes (08.51 – 08.72) for Item #21 (Impairment Group), and enter the arthritis ICD-9-CM code in Item #22 (Etiologic Diagnosis).

- 06.1 Rheumatoid Arthritis
- 06.2 Osteoarthritis
- 06.9 Other Arthritis

UDSMR SM Impairment Group	UDSMR SM Impairment Group Code (Item 21)	RIC	ICD-9-CM Code (Item 22)	Etiologic Diagnosis
ARTHRITIS	06.1 Rheumatoid Arthritis	RheumA (13)	714.0 – 714.2	Rheumatoid arthritis
			714.30 – 714.33	Juvenile chronic polyarthritis
			714.4	Chronic postrheumatic arthropathy
	06.2 Osteoarthritis	OsteoA (12)	715.00 – 715.99	Osteoarthrosis and allied disorders
	06.9 Other Arthritis	RheumA (13)	696.0	Psoriatic arthropathy
			701.0	Circumscribed scleroderma
			710.0	Systemic lupus erythematosus
			710.1	Systemic sclerosis (includes generalized scleroderma)
			710.3	Dermatomyositis
			710.4	Polymyositis
			711.0	Pyogenic arthritis (<i>Use additional code to identify infectious organism [041.0 – 041.8]</i>)
	716.00 – 716.99	Other and unspecified arthropathies		
	720.0	Ankylosing spondylitis		

PAIN SYNDROMES (07)

Includes cases in which the major disorder is pain of various etiologies, unaccompanied by a neurologic deficit.

NOTE: If there is a neurologic deficit for which the patient is receiving rehabilitation, use one of the codes listed under NEUROLOGIC CONDITIONS (03) or SPINAL CORD DYSFUNCTION (04).

- 07.1 Neck Pain
- 07.2 Back Pain
- 07.3 Extremity Pain
- 07.9 Other Pain

UDSMRSM Impairment Group	UDSMRSM Impairment Group Code (Item 21)	RIC	ICD-9-CM Code (Item 22)	Etiologic Diagnosis
PAIN SYNDROMES	07.1 – 07.3, 07.9 Pain syndromes	Pain (16)	721.0 – 721.91	Spondylosis and allied disorders
			722.0 – 722.93	Intervertebral disc disorders
			723.0 – 723.8	Other disorders of cervical region
			724.00 – 724.9	Other and unspecified disorders of back
			729.0 – 729.5	Other disorders of soft tissues
			846.0 – 846.9	Sprains and strains of sacroiliac region
			847.0 – 847.4	Sprains and strains of other and unspecified parts of back

ORTHOPAEDIC DISORDERS (08)

Includes cases in which the major disorder is post-fracture of bone or post-arthroplasty (joint replacement).

NOTE: If hip replacement is secondary to hip fracture, code as Hip Fracture (codes 08.11 – 08.12). If hip replacement is secondary to arthritis, code as Hip Replacement (08.51 – 08.52 or 08.71 – 08.72).

- 08.11 Unilateral Hip Fracture
- 08.12 Bilateral Hip Fractures
- 08.2 Femur (Shaft) Fracture
- 08.3 Pelvic Fracture
- 08.4 Major Multiple Fractures
- 08.51 Unilateral Hip Replacement
- 08.52 Bilateral Hip Replacements
- 08.61 Unilateral Knee Replacement
- 08.62 Bilateral Knee Replacements
- 08.71 Knee and Hip Replacements (same side)
- 08.72 Knee and Hip Replacements (different sides)
- 08.9 Other Orthopaedic

UDSMRSM Impairment Group	UDSMRSM Impairment Group Code (Item 21)	RIC	ICD-9-CM Code (Item 22)	Etiologic Diagnosis	
ORTHOPAEDIC CONDITIONS	08.11, 08.12 Hip Fracture(s)	FracLE (07)	820.00 – 820.9	Fracture of neck of femur	
	08.2 Femur (Shaft) Fracture		821.00 – 821.11	Fracture of shaft or unspecified part of femur	
			821.20 – 821.39	Fracture of lower end of femur	
	08.3 Pelvic Fracture		808.0 – 808.9	Fracture of pelvis	
	08.4 Major Multiple Fractures		MMT- NBSCI (17)	823.02 – 823.92 (5 th digit should = 2)	Fractures of tibia and fibula
				827.0 – 827.1	Fracture of multiple bones of same lower limb
			828.0 – 828.1	Multiple fractures involving both lower limbs, lower with upper limb, and lower limb(s) with rib(s) and sternum	

UDSMR SM Impairment Group	UDSMR SM Impairment Group Code (Item 21)	RIC	ICD-9-CM Code (Item 22)	Etiologic Diagnosis	
ORTHOPAEDIC CONDITIONS (continued)	08.51, 08.52 Hip Replacement(s) or	ReplLE (08)	<i>NOTE: If replacement is secondary to arthritis, use the appropriate Orthopaedic Impairment Group code (08.51 – 08.72) in Item 21 but with an arthritis ICD-9 code for Etiologic Diagnosis in Item 22 – e.g.:</i>		
			696.0	Psoriatic arthropathy	
	711.0		Pyogenic arthritis		
	08.61, 08.62 Knee Replacement(s) or		714.0 – 714.2	Rheumatoid arthritis	
			714.30 – 714.33	Juvenile chronic polyarthritis	
	08.71, 08.72 Hip and Knee Replacements		714.4	Chronic posttraumatic arthropathy	
			715.00 – 715.99	Osteoarthritis and allied disorders	
			716.00 – 716.99	Other and unspecified arthropathies	
			720.0	Ankylosing spondylitis	
			<i>NOTE: If admission is following revision of implant, use:</i>		
			996.4	Mechanical complication of internal orthopedic device, implant, and graft	
			996.66, 996.67	Infection and inflammatory reaction due to internal orthopedic device, implant and graft	
	996.77 – 996.79		Other complications due to internal orthopedic or prosthetic device, implant and graft		
	08.9 Other Orthopaedic		Ortho (09)	170.2 – 170.8	Malignant neoplasm of bone and articular cartilage
				198.5	Secondary malignant neoplasm of bone
719.00 – 719.89		Other and unspecified disorders of joint			
733.11 – 733.19		Pathologic fracture			
754.2		Congenital postural lordosis or scoliosis			
823.00 – 823.91		Fracture of tibia or fibula			

CARDIAC (09)

Includes cases in which the major disorder is poor activity tolerance secondary to cardiac insufficiency or general deconditioning due to a cardiac disorder.

09 Cardiac Disorders

UDSMR SM Impairment Group	UDSMR SM Impairment Group Code (Item 21)	RIC	ICD-9-CM Code (Item 22)	Etiologic Diagnosis
CARDIAC DISORDERS	09 Cardiac Disorders	Cardiac (14)	410.00 – 410.92	Acute myocardial infarction, within 8 weeks
			411.0 – 411.89	Other acute and subacute forms of ischemic heart disease
			414.00 – 414.05	Coronary atherosclerosis
			414.10 – 414.9	Other forms of chronic ischemic heart disease
			427.0 – 427.9	Cardiac dysrhythmias
			428.0 – 428.9	Heart failure

Copyright ©2001, 2002 UB Foundation Activities, Inc. (UBFA, Inc.) for compilation rights; no copyrights claimed in U.S. Government works included in Section I, portions of Section IV, Appendices I and K, and portions of Appendices B, C, E, G, H and J. All other copyrights are reserved to their respective owners. Copyright

©1993-2001 UB Foundation Activities, Inc. for the FIM Data Set, Measurement Scale, Impairment Codes, and refinements thereto for the IRF-PAI, and for the Guide for the Uniform Data Set for Medical Rehabilitation, as incorporated or referenced herein. The FIM mark is owned by UBFA, Inc.

PULMONARY DISORDERS (10)

Includes cases in which the major disorder is poor activity tolerance secondary to pulmonary insufficiency.

10.1 Chronic Obstructive Pulmonary Disease

10.9 Other Pulmonary Disorders

UDSMRSM Impairment Group	UDSMRSM Impairment Group Code (Item 21)	RIC	ICD-9-CM Code (Item 22)	Etiologic Diagnosis
PULMONARY DISORDERS	10.1, 10.9 Pulmonary Disorders	Pulmonary (15)	491.0 – 491.8	Chronic bronchitis
			492.00 – 492.8	Emphysema
			493.00 – 493.92	Asthma
			494.0 – 494.1	Bronchiectasis
			496	Chronic obstructive pulmonary disease, not elsewhere classified
			518.5	Pulmonary insufficiency following trauma and surgery

BURNS (11)

Includes cases in which the major disorder is thermal injury to major areas of the skin and/or underlying tissue.

11 Burns

UDSMRSM Impairment Group	UDSMRSM Impairment Group Code (Item 21)	RIC	ICD-9-CM Code (Item 22)	Etiologic Diagnosis
BURNS	11 Burns	Burns (21)	941.00 – 941.59	Burns of face, head, and neck
			942.00 – 942.59	Burns of trunk
			943.00 – 943.59	Burns of upper limb, except wrist and hand
			944.00 – 944.59	Burns of wrist(s) and hand(s)
			945.00 – 945.59	Burns of lower limb(s)
			946.00 – 946.59	Burns of multiple specified sites

CONGENITAL DEFORMITIES (12)

Includes cases in which the major disorder is an anomaly or deformity of the nervous or musculoskeletal system that has been present since birth.

12.1 Spina Bifida

12.9 Other Congenital Deformities

UDSMRSM Impairment Group	UDSMRSM Impairment Group Code (Item 21)	RIC	ICD-9-CM Code (Item 22)	Etiologic Diagnosis
CONGENITAL DEFORMITIES	12.1 Spina Bifida	Misc (20)	741.00 – 741.03, 741.90 – 741.93	Spina bifida
	12.9 Other Congenital		728.3	Arthrogryposis
			742.0 – 742.8	Other congenital anomalies of nervous system
			754.1 – 754.89	Certain congenital musculoskeletal deformities
			755.0 – 755.9	Other congenital deformities of limb
			756.0 – 756.9	Other congenital musculoskeletal anomalies

OTHER DISABLING IMPAIRMENTS (13)

This category is to be used **only** for cases that **cannot be classified** into any of the other Impairment Groups.

13 Other Disabling Impairments

UDSMRSM Impairment Group	UDSMRSM Impairment Group Code (Item 21)	RIC	ICD-9-CM Code (Item 22)	Etiologic Diagnosis
OTHER DISABLING IMPAIRMENTS	13 Other Disabling Impairments	Misc (20)		<i>Conditions not elsewhere defined</i>

MAJOR MULTIPLE TRAUMA (14)

Includes trauma cases with more complex management due to involvement of **multiple systems or sites**. Enter the ICD-9 code for the **primary** trauma in Item 22 – Etiologic Diagnosis, and ICD-9 codes for **secondary** trauma in Item 24 – Comorbid Conditions.

- 14.1 Brain + Spinal Cord
- 14.2 Brain + Multiple Fracture/Amputation
- 14.3 Spinal Cord + Multiple Fracture/Amputation
- 14.9 Other Multiple Trauma

UDSMRSM Impairment Group	UDSMRSM Impairment Group Code (Item 21)	RIC	ICD-9-CM Code (Item 22)	Etiologic Diagnosis
MAJOR MULTIPLE TRAUMA	14.1, 14.2, 14.3 Major Multiple Trauma with Brain Injury and/or Spinal Cord Injury	MMT- BSCI (18)		<i>Two or more ICD-9-CM codes appropriate for the Traumatic Impairment Codes (Traumatic Brain Dysfunction + Traumatic Spinal Cord Dysfunction; Traumatic Brain Dysfunction + Multiple Fractures/Amputation; Traumatic Spinal Cord Dysfunction + Multiple Fractures/Amputation)</i>
	14.9 Other Multiple Trauma	MMT- NBSCI (17)		<i>Two or more ICD-9-CM codes for trauma to multiple systems or sites, but not brain or spinal cord</i>

DEVELOPMENTAL DISABILITY (15)

Includes cases in which the major disorder is impaired cognitive and/or motor function resulting in developmental delay.

- 15 Developmental Disability

UDSMRSM Impairment Group	UDSMRSM Impairment Group Code (Item 21)	RIC	ICD-9-CM Code (Item 22)	Etiologic Diagnosis
DEVELOPMENTAL DISABILITY	15 Developmental Disability	Misc (20)	317, 318.0 – 318.2, 319	Mental retardation

DEBILITY (16)

Includes cases with generalized deconditioning not attributable to any of the other Impairment Groups.

16 Debility

**NOTE: Do NOT use for cases with debility secondary to:
CARDIAC CONDITIONS (use Impairment Code 09 instead)
PULMONARY CONDITIONS (use Impairment Code 10.x instead).**

UDSMRSM Impairment Group	UDSMRSM Impairment Group Code (Item 21)	RIC	ICD-9-CM Code (Item 22)	Etiologic Diagnosis
DEBILITY	16 Debility	Misc (20)	728.2	Muscular wasting and disuse atrophy, not elsewhere classified
			728.9	Unspecified disorder of muscle, ligament and fascia
			780.71	Chronic fatigue syndrome
			780.79	Other malaise and fatigue

MEDICALLY COMPLEX CONDITIONS (17)

Includes cases with multiple medical and functional problems and complications prolonging the recuperation period. Medically complex cases require medical management of a principal condition and monitoring of comorbidities and potential complications. **Rehabilitation treatments are secondary to the management of the medical conditions.**

INFECTIONS

Includes cases admitted primarily for medical management of infections.

17.1 Infections

NOTE: Do NOT use for:

Respiratory infections (use Impairment Code 17.5x: Respiratory)
Meningitis (use Impairment Code 2.1: Non-traumatic Brain Dysfunction)
Encephalitis (use Impairment Code 2.1: Non-traumatic Brain Dysfunction)
Post-op infections (use Impairment Code 17.8: Medical/Surgical Complications).

UDSMR SM Impairment Group	UDSMR SM Impairment Group Code (Item 21)	RIC	ICD-9-CM Code (Item 22)	Etiologic Diagnosis
MEDICALLY COMPLEX CONDITIONS	17.1 Infections	Misc (20)	013.0 – 013.9	Tuberculosis of meninges and central nervous system
			038.0 – 038.9	Septicemia
			041.00 – 041.09	Streptococcus infection
			041.10 – 041.19	Staphylococcus infection
			041.81 – 041.9	Other and unspecified bacterial infection
		042	Human immunodeficiency virus (HIV) disease (<i>if your state permits release of this information</i>)	

NEOPLASMS

Includes cases that require continuing care after surgery, chemotherapy, radiation, immunotherapy or hormone therapy as a result of a neoplasm. Care may include management of complications from the illness or the treatment.

17.2 Neoplasms

NOTE: Do NOT use for:

Persons in a hospice/terminal care program (use Impairment Code 17.7: Terminal Care)
Neoplasms of brain (use Impairment Code 2.1: Non-traumatic Brain Dysfunction)
Neoplasms of spinal cord (use Impairment Code 4.1xx or 4.1xxx: Non-traumatic Spinal Cord Dysfunction)
Neoplasms of skeletal system (use Impairment Code 5.x: Amputation of Limb or

Impairment Code 8.9 – Other Orthopaedic)

UDSMRSM Impairment Group	UDSMRSM Impairment Group Code (Item 21)	RIC	ICD-9-CM Code (Item 22)	Etiologic Diagnosis
MEDICALLY COMPLEX CONDITIONS (continued)	17.2 Neoplasms	Misc (20)	140.0 - 149.9	Malignant neoplasm of lip, oral cavity, and pharynx
			150.0 - 159.9	Malignant neoplasm of digestive organs and peritoneum
			160.0 - 165.9	Malignant neoplasm of respiratory and intrathoracic organs
			170.0 - 170.9	Malignant neoplasm of bone and articular cartilage
			171.0 - 171.9	Malignant neoplasm of connective and other soft tissue
			172.0 - 172.9	Malignant melanoma of skin
			173.0 - 173.9	Other malignant neoplasm of skin
			174.0 - 174.9	Malignant neoplasm of female breast
			176.0 - 176.9	Kaposi's sarcoma
			179 - 189.9	Malignant neoplasm of genitourinary tract
			200.00 - 200.88	Lymphosarcoma and reticulosarcoma
			201.00 - 201.98	Hodgkin's disease
			202.00 - 202.98	Other malignant neoplasms of lymphoid and histiocytic tissue
			203.00 - 203.81	Multiple myeloma and immunoproliferative neoplasms
			204.00 - 204.91	Lymphoid leukemia
			205.00 - 205.91	Myeloid leukemia
206.00 - 206.91	Monocytic leukemia			
207.00 - 208.91	Other and unspecified leukemia			

NUTRITION

Includes cases who require care and monitoring related to fluids and nutrition. Care may include management of complications from endocrine, metabolic or neoplastic disorders.

17.31 Nutrition **with** intubation/parenteral nutrition

17.32 Nutrition **without** intubation/parenteral nutrition

UDSMRSM Impairment Group	UDSMRSM Impairment Group Code (Item 21)	RIC	ICD-9-CM Code (Item 22)	Etiologic Diagnosis
MEDICALLY COMPLEX CONDITIONS (continued)	17.31, 17.32 Nutrition	Misc (20)	250.00 - 250.93	Diabetes mellitus
			276.0 - 276.9	Disorders of fluid, electrolyte, and acid-base balance

CIRCULATORY DISORDERS

Includes cases who have complications of the circulatory system (heart, blood vessels) or need continuing management after surgery or treatment for circulatory conditions. May include acute myocardial infarction and cerebrovascular disease (stroke) if the time since onset of the circulatory disorder is greater than 2 months.

17.4 Circulatory Disorders

NOTE: Do NOT use for cases admitted for cardiac rehabilitation (post-myocardial infarction, coronary artery bypass graft, etc.) if time since onset is 2 months or less; use Impairment Code 09: Cardiac instead.

UDSMR SM Impairment Group	UDSMR SM Impairment Group Code (Item 21)	RIC	ICD-9-CM Code (Item 22)	Etiologic Diagnosis
MEDICALLY COMPLEX CONDITIONS (continued)	17.4 Circulatory Disorders	Misc (20)	403.00 - 403.93	Hypertensive renal disease
			404.00 - 404.93	Hypertensive heart and renal disease
			414.00 - 414.05	Coronary atherosclerosis
			428.0 - 428.9	Heart failure
			443.0 - 443.9	Other peripheral vascular disease
			453.0 - 453.9	Other venous embolism and thrombosis
<i>NOTE: May include acute myocardial infarction and cerebrovascular disease (stroke) if onset > 2 months.</i>				

RESPIRATORY DISORDERS - VENTILATOR DEPENDENT

Includes respiratory cases who are dependent on a ventilator **upon admission**, regardless of whether a weaning program is planned or is in effect.

17.51 Respiratory Disorders – Ventilator Dependent

RESPIRATORY DISORDERS – NON-VENTILATOR DEPENDENT

Includes respiratory cases who are **not** dependent on a ventilator.

17.52 Respiratory Disorders – Non-ventilator Dependent

UDSMR SM Impairment Group	UDSMR SM Impairment Group Code (Item 21)	RIC	ICD-9-CM Code (Item 22)	Etiologic Diagnosis
MEDICALLY COMPLEX CONDITIONS (continued)	17.51, 17.52	Misc (20)	480.0 – 480.9	Viral pneumonia
			481.0 – 486	Pneumonia due to bacteria or other or unspecified organism
			507.0 – 507.8	Pneumonitis due to solids and liquids
			518.0 – 518.89	Other diseases of lung, including pulmonary collapse, pulmonary insufficiency and respiratory failure

TERMINAL CARE

Includes, but is not limited to, cases at the end stages of cancer, Alzheimer's disease, renal failure, congestive heart failure, stroke, acquired immunodeficiency syndrome (AIDS), Parkinsonism and emphysema. Care typically focuses on comfort measures and pain relief as desired by the person.

17.6 Terminal Care

UDSMRSM Impairment Group	UDSMRSM Impairment Group Code (Item 21)	RIC	ICD-9-CM Code (Item 22)	Etiologic Diagnosis
MEDICALLY COMPLEX CONDITIONS (continued)	17.6 Terminal Care	Misc (20)		<i>End-stage conditions - e.g., cancer, Alzheimer's disease, renal failure, congestive heart failure, stroke, acquired immunodeficiency syndrome (AIDS), Parkinsonism, emphysema.</i>

SKIN DISORDERS

Includes cases with open wounds, pressure-related, circulatory and decubitus ulcers, as well as cases with poorly healing wounds due to surgery, cancer or immune disorders.

17.7 Skin Disorders

UDSMRSM Impairment Group	UDSMRSM Impairment Group Code (Item 21)	RIC	ICD-9-CM Code (Item 22)	Etiologic Diagnosis
MEDICALLY COMPLEX CONDITIONS (continued)	17.7 Skin Disorders	Misc (20)	681.11 - 681.12	Cellulitis and abscess of toe
			682.2 - 682.8	Other cellulitis and abscess
			707.0	Decubitus ulcer
			707.10 - 707.8	Chronic ulcer of lower limbs, except decubitus
			870.0 - 870.9	Open wound of head, neck and trunk
			890.0 - 894.2	Open wound of lower limb (except traumatic amputation)

MEDICAL/SURGICAL COMPLICATIONS

Includes cases with complications of medical and surgical care.

17.8 Medical/Surgical Complications

UDSMRSM Impairment Group	UDSMRSM Impairment Group Code (Item 21)	RIC	ICD-9-CM Code (Item 22)	Etiologic Diagnosis
MEDICALLY COMPLEX CONDITIONS (continued)	17.8 Medical/Surgical Complications	Misc (20)	996.00 - 996.79	Complications of internal device, implant and graft
			996.80 - 996.89	Complications of transplanted organ
			996.90 - 996.99	Complications of reattached extremity or body part
			997.00 - 997.99	Complications affecting specified body systems, not elsewhere classified
			998.0 - 998.9	Other complications of procedures, not elsewhere classified

OTHER MEDICALLY COMPLEX CONDITIONS

Includes medically complex cases not elsewhere classified.

17.9 Other Medically Complex Conditions

UDSMRSM Impairment Group	UDSMRSM Impairment Group Code (Item 21)	RIC	ICD-9-CM Code (Item 22)	Etiologic Diagnosis
MEDICALLY COMPLEX CONDITIONS (continued)	17.9 Other Medically Complex Conditions	Misc (20)	584.5 - 584.9	Acute renal failure
			585	Chronic renal failure
			595.0 - 595.89	Cystitis
			597.0 - 597.89	Urethritis, not sexually transmitted, and urethral syndrome

APPENDIX C

LIST OF COMORBIDITIES FROM THE FINAL RULE THAT MAY AFFECT MEDICARE PAYMENT

Introduction

Comorbid Conditions are to be listed in item 24 of the IRF-PAI. Up to ten (10) ICD-9-CM codes, including E-codes and V-codes may be recorded.

A comorbid condition is defined as a specific patient condition that also affects a patient in addition to the principal diagnosis or impairment that is used to place a patient into a rehabilitation impairment category.

Analyses by The Centers for Medicare and Medicaid Services (CMS) found that the presence of a comorbidity could have a major effect on the cost of furnishing inpatient rehabilitation care, and that the effect of comorbidities varied across the RICs. When comorbidities were separated into three categories based on whether the costs associated with the comorbidities were considered high, medium, or low, the extent to which payment matched cost improved.

Comorbidities that are identified on the day prior to the day of the rehabilitation discharge or the day of discharge should *not* be listed on the discharge assessment, since these comorbidities have less effect on the resources consumed during the entire stay.

The IRF-PPS Final Rule specifies that a payment adjustment will be made if one of the listed comorbidities is present during the patient's stay. The **List of Comorbidities** from the Final Rule is reproduced below. If more than one comorbidity is present, the comorbidity that results in the highest payment will be used to adjust payment.

Refer to the IRF-PPS Final Rule (Medicare Program; Prospective Payment System for Inpatient Rehabilitation Facilities; Final Rule. *Federal Register* 2001;66 (152):41316-430) for authoritative guidance.

Description of Table

The first column of the **List of Comorbidities** provides the ICD-9-CM codes. The second column lists the abbreviated code title for each code. The next three columns use a code of "1" to indicate the particular tier to which the ICD-9-CM code belongs: tier 1 (high cost), tier 2 (medium cost), or tier 3 (low cost). Conditions determined to be inherent to a specific RIC were excluded from the list of relevant comorbidities for that RIC, and the excluded RIC for each IDC-9-CM code is listed in the 6th (far right) column.

**LIST OF COMORBIDITIES FROM FINAL RULE THAT MAY
AFFECT PAYMENT**

ICD-9-CM Code	Abbreviated Code Title	Tier 1**	Tier 2**	Tier 3**	Excluded RIC***
112.4	CANDIDIASIS OF LUNG	1	0	0	15
112.5	DISSEMINATED CANDIDIASIS	1	0	0	--
112.81	CANDIDAL ENDOCARDITIS	1	0	0	14
112.83	CANDIDAL MENINGITIS	1	0	0	03,05
112.84	CANDIDAL ESOPHAGITIS	1	0	0	--
235.1	UNC BEHAV NEO ORAL/PHAR	1	0	0	--
260.	KWASHIORKOR	1	0	0	--
261.	NUTRITIONAL MARASMUS	1	0	0	--
262.	OTH SEVERE MALNUTRITION	1	0	0	--
478.30	VOCAL CORD PARALYSIS NOS	1	0	0	15
478.31	VOCAL PARAL UNILAT PART	1	0	0	15
478.32	VOCAL PARAL UNILAT TOTAL	1	0	0	15
478.33	VOCAL PARAL BILAT PART	1	0	0	15
478.34	VOCAL PARAL BILAT TOTAL	1	0	0	15
478.6	EDEMA OF LARYNX	1	0	0	15
579.3	INTEST POSTOP NONABSORB	1	0	0	--
933.1	FOREIGN BODY IN LARYNX	1	0	0	15
934.1	FOREIGN BODY BRONCHUS	1	0	0	15
V44.0	TRACHEOSTOMY STATUS	1	0	0	15
V46.1	DEPENDENCE ON RESPIRATOR	1	0	0	15
008.42	PSEUDOMONAS ENTERITIS	0	1	0	--
008.45	INT INF CLSTRDIUM DFCILE	0	1	0	--
011.	<i>PULMONARY TUBERCULOSIS*</i>	0	1	0	15
011.0	<i>TB OF LUNG, INFILTRATIVE*</i>	0	1	0	15
011.00	TB LUNG INFILTR-UNSPEC	0	1	0	15
011.01	TB LUNG INFILTR-NO EXAM	0	1	0	15
011.02	TB LUNG INFILTR-EXM UNKN	0	1	0	15
011.03	TB LUNG INFILTR-MICRO DX	0	1	0	15
011.04	TB LUNG INFILTR-CULT DX	0	1	0	15
011.05	TB LUNG INFILTR-HISTO DX	0	1	0	15
011.06	TB LUNG INFILTR-OTH TEST	0	1	0	15
011.1	<i>TB OF LUNG, NODULAR*</i>	0	1	0	15

Copyright ©2001, 2002 UB Foundation Activities, Inc. (UBFA, Inc.) for compilation rights; no copyrights claimed in U.S. Government works included in Section I, portions of Section IV, Appendices I and K, and portions of Appendices B, C, E, G, H and J. All other copyrights are reserved to their respective owners. Copyright ©1993-2001 UB Foundation Activities, Inc. for the FIM Data Set, Measurement Scale, Impairment Codes, and refinements thereto for the IRF-PAI, and for the Guide for the Uniform Data Set for Medical Rehabilitation, as incorporated or referenced herein. The FIM mark is owned by UBFA, Inc.

ICD-9-CM Code	Abbreviated Code Title	Tier 1**	Tier 2**	Tier 3**	Excluded RIC***
011.10	TB LUNG NODULAR-UNSPEC	0	1	0	15
011.11	TB LUNG NODULAR-NO EXAM	0	1	0	15
011.12	TB LUNG NODUL-EXAM UNKN	0	1	0	15
011.13	TB LUNG NODULAR-MICRO DX	0	1	0	15
011.14	TB LUNG NODULAR-CULT DX	0	1	0	15
011.15	TB LUNG NODULAR-HISTO DX	0	1	0	15
011.16	TB LUNG NODULAR-OTH TEST	0	1	0	15
<i>011.2</i>	<i>TB OF LUNG W CAVITATION*</i>	<i>0</i>	<i>1</i>	<i>0</i>	<i>15</i>
011.20	TB LUNG W CAVITY-UNSPEC	0	1	0	15
011.21	TB LUNG W CAVITY-NO EXAM	0	1	0	15
011.22	TB LUNG CAVITY-EXAM UNKN	0	1	0	15
011.23	TB LUNG W CAVIT-MICRO DX	0	1	0	15
011.24	TB LUNG W CAVITY-CULT DX	0	1	0	15
011.25	TB LUNG W CAVIT-HISTO DX	0	1	0	15
011.26	TB LUNG W CAVIT-OTH TEST	0	1	0	15
<i>011.3</i>	<i>TUBERCULOSIS OF BRONCHUS*</i>	<i>0</i>	<i>1</i>	<i>0</i>	<i>15</i>
011.30	TB OF BRONCHUS-UNSPEC	0	1	0	15
011.31	TB OF BRONCHUS-NO EXAM	0	1	0	15
011.32	TB OF BRONCHUS-EXAM UNKN	0	1	0	15
011.33	TB OF BRONCHUS-MICRO DX	0	1	0	15
011.34	TB OF BRONCHUS-CULT DX	0	1	0	15
011.35	TB OF BRONCHUS-HISTO DX	0	1	0	15
011.36	TB OF BRONCHUS-OTH TEST	0	1	0	15
<i>011.4</i>	<i>TB FIBROSIS OF LUNG*</i>	<i>0</i>	<i>1</i>	<i>0</i>	<i>15</i>
011.40	TB LUNG FIBROSIS-UNSPEC	0	1	0	15
011.41	TB LUNG FIBROSIS-NO EXAM	0	1	0	15
011.42	TB LUNG FIBROS-EXAM UNKN	0	1	0	15
011.43	TB LUNG FIBROS-MICRO DX	0	1	0	15
011.44	TB LUNG FIBROSIS-CULT DX	0	1	0	15
011.45	TB LUNG FIBROS-HISTO DX	0	1	0	15
011.46	TB LUNG FIBROS-OTH TEST	0	1	0	15
<i>011.5</i>	<i>TB BRONCHIECTASIS*</i>	<i>0</i>	<i>1</i>	<i>0</i>	<i>15</i>
011.50	TB BRONCHIECTASIS-UNSPEC	0	1	0	15
011.51	TB BRONCHIECT-NO EXAM	0	1	0	15
011.52	TB BRONCHIECT-EXAM UNKN	0	1	0	15

Copyright ©2001, 2002 UB Foundation Activities, Inc. (UBFA, Inc.) for compilation rights; no copyrights claimed in U.S. Government works included in Section I, portions of Section IV, Appendices I and K, and portions of Appendices B, C, E, G, H and J. All other copyrights are reserved to their respective owners. Copyright ©1993-2001 UB Foundation Activities, Inc. for the FIM Data Set, Measurement Scale, Impairment Codes, and refinements thereto for the IRF-PAI, and for the Guide for the Uniform Data Set for Medical Rehabilitation, as incorporated or referenced herein. The FIM mark is owned by UBFA, Inc.

ICD-9-CM Code	Abbreviated Code Title	Tier 1**	Tier 2**	Tier 3**	Excluded RIC***
011.53	TB BRONCHIECT-MICRO DX	0	1	0	15
011.54	TB BRONCHIECT-CULT DX	0	1	0	15
011.55	TB BRONCHIECT-HISTO DX	0	1	0	15
011.56	TB BRONCHIECT-OTH TEST	0	1	0	15
011.6	<i>TUBERCULOUS PNEUMONIA*</i>	0	1	0	15
011.60	TB PNEUMONIA-UNSPEC	0	1	0	15
011.61	TB PNEUMONIA-NO EXAM	0	1	0	15
011.62	TB PNEUMONIA-EXAM UNKN	0	1	0	15
011.63	TB PNEUMONIA-MICRO DX	0	1	0	15
011.64	TB PNEUMONIA-CULT DX	0	1	0	15
011.65	TB PNEUMONIA-HISTO DX	0	1	0	15
011.66	TB PNEUMONIA-OTH TEST	0	1	0	15
011.7	<i>TUBERCULOUS PNEUMOTHORAX*</i>	0	1	0	15
011.70	TB PNEUMOTHORAX-UNSPEC	0	1	0	15
011.71	TB PNEUMOTHORAX-NO EXAM	0	1	0	15
011.72	TB PNEUMOTHORAX-EXAM UNKN	0	1	0	15
011.73	TB PNEUMOTHORAX-MICRO DX	0	1	0	15
011.74	TB PNEUMOTHORAX-CULT DX	0	1	0	15
011.75	TB PNEUMOTHORAX-HISTO DX	0	1	0	15
011.76	TB PNEUMOTHORAX-OTH TEST	0	1	0	15
011.8	<i>PULMONARY TB NEC*</i>	0	1	0	15
011.80	PULMONARY TB NEC-UNSPEC	0	1	0	15
011.81	PULMONARY TB NEC-NO EXAM	0	1	0	15
011.82	PULMON TB NEC-EXAM UNKN	0	1	0	15
011.83	PULMON TB NEC-MICRO DX	0	1	0	15
011.84	PULMON TB NEC-CULT DX	0	1	0	15
011.85	PULMON TB NEC-HISTO DX	0	1	0	15
011.86	PULMON TB NEC-OTH TEST	0	1	0	15
011.9	<i>PULMONARY TB NOS*</i>	0	1	0	15
011.90	PULMONARY TB NOS-UNSPEC	0	1	0	15
011.91	PULMONARY TB NOS-NO EXAM	0	1	0	15
011.92	PULMON TB NOS-EXAM UNKN	0	1	0	15
011.93	PULMON TB NOS-MICRO DX	0	1	0	15
011.94	PULMON TB NOS-CULT DX	0	1	0	15

Copyright ©2001, 2002 UB Foundation Activities, Inc. (UBFA, Inc.) for compilation rights; no copyrights claimed in U.S. Government works included in Section I, portions of Section IV, Appendices I and K, and portions of Appendices B, C, E, G, H and J. All other copyrights are reserved to their respective owners. Copyright ©1993-2001 UB Foundation Activities, Inc. for the FIM Data Set, Measurement Scale, Impairment Codes, and refinements thereto for the IRF-PAI, and for the Guide for the Uniform Data Set for Medical Rehabilitation, as incorporated or referenced herein. The FIM mark is owned by UBFA, Inc.

ICD-9-CM Code	Abbreviated Code Title	Tier 1**	Tier 2**	Tier 3**	Excluded RIC***
011.95	PULMON TB NOS-HISTO DX	0	1	0	15
011.96	PULMON TB NOS-OTH TEST	0	1	0	15
012.	<i>OTHER RESPIRATORY TB*</i>	0	1	0	15
012.0	<i>TUBERCULOUS PLEURISY*</i>	0	1	0	15
012.00	TB PLEURISY-UNSPEC	0	1	0	15
012.01	TB PLEURISY-NO EXAM	0	1	0	15
012.02	TB PLEURISY-EXAM UNKN	0	1	0	15
012.03	TB PLEURISY-MICRO DX	0	1	0	15
012.04	TB PLEURISY-CULT DX	0	1	0	15
012.05	TB PLEURISY-HISTOLOG DX	0	1	0	15
012.06	TB PLEURISY-OTH TEST	0	1	0	15
012.1	<i>TB THORACIC LYMPH NODES*</i>	0	1	0	15
012.10	TB THORACIC NODES-UNSPEC	0	1	0	15
012.11	TB THORAX NODE-NO EXAM	0	1	0	15
012.12	TB THORAX NODE-EXAM UNKN	0	1	0	15
012.13	TB THORAX NODE-MICRO DX	0	1	0	15
012.14	TB THORAX NODE-CULT DX	0	1	0	15
012.15	TB THORAX NODE-HISTO DX	0	1	0	15
012.16	TB THORAX NODE-OTH TEST	0	1	0	15
012.2	<i>ISOLATED TRACH/BRONCH TB*</i>	0	1	0	15
012.20	ISOL TRACHEAL TB-UNSPEC	0	1	0	15
012.21	ISOL TRACHEAL TB-NO EXAM	0	1	0	15
012.22	ISOL TRACH TB-EXAM UNKN	0	1	0	15
012.23	ISOLAT TRACH TB-MICRO DX	0	1	0	15
012.24	ISOL TRACHEAL TB-CULT DX	0	1	0	15
012.25	ISOLAT TRACH TB-HISTO DX	0	1	0	15
012.26	ISOLAT TRACH TB-OTH TEST	0	1	0	15
012.3	<i>TUBERCULOUS LARYNGITIS*</i>	0	1	0	15
012.30	TB LARYNGITIS-UNSPEC	0	1	0	15
012.31	TB LARYNGITIS-NO EXAM	0	1	0	15
012.32	TB LARYNGITIS-EXAM UNKN	0	1	0	15
012.33	TB LARYNGITIS-MICRO DX	0	1	0	15
012.34	TB LARYNGITIS-CULT DX	0	1	0	15
012.35	TB LARYNGITIS-HISTO DX	0	1	0	15
012.36	TB LARYNGITIS-OTH TEST	0	1	0	15

Copyright ©2001, 2002 UB Foundation Activities, Inc. (UBFA, Inc.) for compilation rights; no copyrights claimed in U.S. Government works included in Section I, portions of Section IV, Appendices I and K, and portions of Appendices B, C, E, G, H and J. All other copyrights are reserved to their respective owners. Copyright ©1993-2001 UB Foundation Activities, Inc. for the FIM Data Set, Measurement Scale, Impairment Codes, and refinements thereto for the IRF-PAI, and for the Guide for the Uniform Data Set for Medical Rehabilitation, as incorporated or referenced herein. The FIM mark is owned by UBFA, Inc.

ICD-9-CM Code	Abbreviated Code Title	Tier 1**	Tier 2**	Tier 3**	Excluded RIC***
012.8	<i>RESPIRATORY TB NEC*</i>	0	1	0	15
012.80	RESP TB NEC-UNSPEC	0	1	0	15
012.81	RESP TB NEC-NO EXAM	0	1	0	15
012.82	RESP TB NEC-EXAM UNKN	0	1	0	15
012.83	RESP TB NEC-MICRO DX	0	1	0	15
012.84	RESP TB NEC-CULT DX	0	1	0	15
012.85	RESP TB NEC-HISTO DX	0	1	0	15
012.86	RESP TB NEC-OTH TEST	0	1	0	15
013.	<i>CNS TUBERCULOSIS*</i>	0	1	0	03,05
013.0	<i>TUBERCULOUS MENINGITIS*</i>	0	1	0	03,05
013.00	TB MENINGITIS-UNSPEC	0	1	0	03,05
013.01	TB MENINGITIS-NO EXAM	0	1	0	03,05
013.02	TB MENINGITIS-EXAM UNKN	0	1	0	03,05
013.03	TB MENINGITIS-MICRO DX	0	1	0	03,05
013.04	TB MENINGITIS-CULT DX	0	1	0	03,05
013.05	TB MENINGITIS-HISTO DX	0	1	0	03,05
013.06	TB MENINGITIS-OTH TEST	0	1	0	03,05
013.1	<i>TUBERCULOMA OF MENINGES*</i>	0	1	0	03,05
013.10	TUBRCLMA MENINGES-UNSPEC	0	1	0	03,05
013.11	TUBRCLMA MENING-NO EXAM	0	1	0	03,05
013.12	TUBRCLMA MENING-EXAM UNKN	0	1	0	03,05
013.13	TUBRCLMA MENING-MICRO DX	0	1	0	03,05
013.14	TUBRCLMA MENING-CULT DX	0	1	0	03,05
013.15	TUBRCLMA MENING-HISTO DX	0	1	0	03,05
013.16	TUBRCLMA MENING-OTH TEST	0	1	0	03,05
013.2	<i>TUBERCULOMA OF BRAIN*</i>	0	1	0	03
013.20	TUBERCULOMA BRAIN-UNSPEC	0	1	0	03
013.21	TUBRCLOMA BRAIN-NO EXAM	0	1	0	03
013.22	TUBRCLMA BRAIN-EXAM UNKN	0	1	0	03
013.23	TUBRCLOMA BRAIN-MICRO DX	0	1	0	03
013.24	TUBRCLOMA BRAIN-CULT DX	0	1	0	03
013.25	TUBRCLOMA BRAIN-HISTO DX	0	1	0	03
013.26	TUBRCLOMA BRAIN-OTH TEST	0	1	0	03
013.3	<i>TB ABSCESS OF BRAIN*</i>	0	1	0	03
013.30	TB BRAIN ABSCESS-UNSPEC	0	1	0	03

Copyright ©2001, 2002 UB Foundation Activities, Inc. (UBFA, Inc.) for compilation rights; no copyrights claimed in U.S. Government works included in Section I, portions of Section IV, Appendices I and K, and portions of Appendices B, C, E, G, H and J. All other copyrights are reserved to their respective owners. Copyright ©1993-2001 UB Foundation Activities, Inc. for the FIM Data Set, Measurement Scale, Impairment Codes, and refinements thereto for the IRF-PAI, and for the Guide for the Uniform Data Set for Medical Rehabilitation, as incorporated or referenced herein. The FIM mark is owned by UBFA, Inc.

ICD-9-CM Code	Abbreviated Code Title	Tier 1**	Tier 2**	Tier 3**	Excluded RIC***
013.31	TB BRAIN ABSCESS-NO EXAM	0	1	0	03
013.32	TB BRAIN ABSC-EXAM UNKN	0	1	0	03
013.33	TB BRAIN ABSC-MICRO DX	0	1	0	03
013.34	TB BRAIN ABSCESS-CULT DX	0	1	0	03
013.35	TB BRAIN ABSC-HISTO DX	0	1	0	03
013.36	TB BRAIN ABSC-OTH TEST	0	1	0	03
013.4	<i>TUBERCULOMA SPINAL CORD*</i>	0	1	0	05
013.40	TUBRCLMA SP CORD-UNSPEC	0	1	0	05
013.41	TUBRCLMA SP CORD-NO EXAM	0	1	0	05
013.42	TUBRCLMA SP CD-EXAM UNKN	0	1	0	05
013.43	TUBRCLMA SP CRD-MICRO DX	0	1	0	05
013.44	TUBRCLMA SP CORD-CULT DX	0	1	0	05
013.45	TUBRCLMA SP CRD-HISTO DX	0	1	0	05
013.46	TUBRCLMA SP CRD-OTH TEST	0	1	0	05
013.5	<i>TB ABSCESS SPINAL CORD*</i>	0	1	0	05
013.50	TB SP CRD ABSCESS-UNSPEC	0	1	0	05
013.51	TB SP CRD ABSC-NO EXAM	0	1	0	05
013.52	TB SP CRD ABSC-EXAM UNKN	0	1	0	05
013.53	TB SP CRD ABSC-MICRO DX	0	1	0	05
013.54	TB SP CRD ABSC-CULT DX	0	1	0	05
013.55	TB SP CRD ABSC-HISTO DX	0	1	0	05
013.56	TB SP CRD ABSC-OTH TEST	0	1	0	05
013.6	<i>TB ENCEPHALITIS/MYELITIS*</i>	0	1	0	03
013.60	TB ENCEPHALITIS-UNSPEC	0	1	0	03
013.61	TB ENCEPHALITIS-NO EXAM	0	1	0	03
013.62	TB ENCEPHALIT-EXAM UNKN	0	1	0	03
013.63	TB ENCEPHALITIS-MICRO DX	0	1	0	03
013.64	TB ENCEPHALITIS-CULT DX	0	1	0	03
013.65	TB ENCEPHALITIS-HISTO DX	0	1	0	03
013.66	TB ENCEPHALITIS-OTH TEST	0	1	0	03
013.8	<i>CNS TUBERCULOSIS NEC*</i>	0	1	0	03,05
013.80	CNS TB NEC-UNSPEC	0	1	0	03,05
013.81	CNS TB NEC-NO EXAM	0	1	0	03,05
013.82	CNS TB NEC-EXAM UNKN	0	1	0	03,05
013.83	CNS TB NEC-MICRO DX	0	1	0	03,05

Copyright ©2001, 2002 UB Foundation Activities, Inc. (UBFA, Inc.) for compilation rights; no copyrights claimed in U.S. Government works included in Section I, portions of Section IV, Appendices I and K, and portions of Appendices B, C, E, G, H and J. All other copyrights are reserved to their respective owners. Copyright ©1993-2001 UB Foundation Activities, Inc. for the FIM Data Set, Measurement Scale, Impairment Codes, and refinements thereto for the IRF-PAI, and for the Guide for the Uniform Data Set for Medical Rehabilitation, as incorporated or referenced herein. The FIM mark is owned by UBFA, Inc.

ICD-9-CM Code	Abbreviated Code Title	Tier 1**	Tier 2**	Tier 3**	Excluded RIC***
013.84	CNS TB NEC-CULT DX	0	1	0	03,05
013.85	CNS TB NEC-HISTO DX	0	1	0	03,05
013.86	CNS TB NEC-OTH TEST	0	1	0	03,05
013.9	<i>CNS TUBERCULOSIS NOS*</i>	0	1	0	03,05
013.90	CNS TB NOS-UNSPEC	0	1	0	03,05
013.91	CNS TB NOS-NO EXAM	0	1	0	03,05
013.92	CNS TB NOS-EXAM UNKN	0	1	0	03,05
013.93	CNS TB NOS-MICRO DX	0	1	0	03,05
013.94	CNS TB NOS-CULT DX	0	1	0	03,05
013.95	CNS TB NOS-HISTO DX	0	1	0	03,05
013.96	CNS TB NOS-OTH TEST	0	1	0	03,05
014.	<i>INTESTINAL TB*</i>	0	1	0	--
014.0	<i>TUBERCULOUS PERITONITIS*</i>	0	1	0	--
014.00	TB PERITONITIS-UNSPEC	0	1	0	--
014.01	TB PERITONITIS-NO EXAM	0	1	0	--
014.02	TB PERITONITIS-EXAM UNKN	0	1	0	--
014.03	TB PERITONITIS-MICRO DX	0	1	0	--
014.04	TB PERITONITIS-CULT DX	0	1	0	--
014.05	TB PERITONITIS-HISTO DX	0	1	0	--
014.06	TB PERITONITIS-OTH TEST	0	1	0	--
014.8	<i>INTESTINAL TB NEC*</i>	0	1	0	--
014.80	INTESTINAL TB NEC-UNSPEC	0	1	0	--
014.81	INTESTIN TB NEC-NO EXAM	0	1	0	--
014.82	INTEST TB NEC-EXAM UNKN	0	1	0	--
014.83	INTESTIN TB NEC-MICRO DX	0	1	0	--
014.84	INTESTIN TB NEC-CULT DX	0	1	0	--
014.85	INTESTIN TB NEC-HISTO DX	0	1	0	--
014.86	INTESTIN TB NEC-OTH TEST	0	1	0	--
015.	<i>TB OF BONE AND JOINT*</i>	0	1	0	03,09
015.0	<i>TB OF VERTEBRAL COLUMN*</i>	0	1	0	03,09
015.00	TB OF VERTEBRA-UNSPEC	0	1	0	03,09
015.01	TB OF VERTEBRA-NO EXAM	0	1	0	03,09
015.02	TB OF VERTEBRA-EXAM UNKN	0	1	0	03,09
015.03	TB OF VERTEBRA-MICRO DX	0	1	0	03,09
015.04	TB OF VERTEBRA-CULT DX	0	1	0	03,09

Copyright ©2001, 2002 UB Foundation Activities, Inc. (UBFA, Inc.) for compilation rights; no copyrights claimed in U.S. Government works included in Section I, portions of Section IV, Appendices I and K, and portions of Appendices B, C, E, G, H and J. All other copyrights are reserved to their respective owners. Copyright ©1993-2001 UB Foundation Activities, Inc. for the FIM Data Set, Measurement Scale, Impairment Codes, and refinements thereto for the IRF-PAI, and for the Guide for the Uniform Data Set for Medical Rehabilitation, as incorporated or referenced herein. The FIM mark is owned by UBFA, Inc.

ICD-9-CM Code	Abbreviated Code Title	Tier 1**	Tier 2**	Tier 3**	Excluded RIC***
015.05	TB OF VERTEBRA-HISTO DX	0	1	0	03,09
015.06	TB OF VERTEBRA-OTH TEST	0	1	0	03,09
015.1	<i>TB OF HIP*</i>	0	1	0	09
015.10	TB OF HIP-UNSPEC	0	1	0	09
015.11	TB OF HIP-NO EXAM	0	1	0	09
015.12	TB OF HIP-EXAM UNKN	0	1	0	09
015.13	TB OF HIP-MICRO DX	0	1	0	09
015.14	TB OF HIP-CULT DX	0	1	0	09
015.15	TB OF HIP-HISTO DX	0	1	0	09
015.16	TB OF HIP-OTH TEST	0	1	0	09
015.2	<i>TB OF KNEE*</i>	0	1	0	09
015.20	TB OF KNEE-UNSPEC	0	1	0	09
015.21	TB OF KNEE-NO EXAM	0	1	0	09
015.22	TB OF KNEE-EXAM UNKN	0	1	0	09
015.23	TB OF KNEE-MICRO DX	0	1	0	09
015.24	TB OF KNEE-CULT DX	0	1	0	09
015.25	TB OF KNEE-HISTO DX	0	1	0	09
015.26	TB OF KNEE-OTH TEST	0	1	0	09
015.5	<i>TB OF LIMB BONES*</i>	0	1	0	09,10,11
015.50	TB OF LIMB BONES-UNSPEC	0	1	0	09,10,11
015.51	TB LIMB BONES-NO EXAM	0	1	0	09,10,11
015.52	TB LIMB BONES-EXAM UNKN	0	1	0	09,10,11
015.53	TB LIMB BONES-MICRO DX	0	1	0	09,10,11
015.54	TB LIMB BONES-CULT DX	0	1	0	09,10,11
015.55	TB LIMB BONES-HISTO DX	0	1	0	09,10,11
015.56	TB LIMB BONES-OTH TEST	0	1	0	--
015.6	<i>TB OF MASTOID*</i>	0	1	0	--
015.60	TB OF MASTOID-UNSPEC	0	1	0	--
015.61	TB OF MASTOID-NO EXAM	0	1	0	--
015.62	TB OF MASTOID-EXAM UNKN	0	1	0	--
015.63	TB OF MASTOID-MICRO DX	0	1	0	--
015.64	TB OF MASTOID-CULT DX	0	1	0	--
015.65	TB OF MASTOID-HISTO DX	0	1	0	--
015.66	TB OF MASTOID-OTH TEST	0	1	0	--
015.7	<i>TB OF BONE NEC*</i>	0	1	0	09

Copyright ©2001, 2002 UB Foundation Activities, Inc. (UBFA, Inc.) for compilation rights; no copyrights claimed in U.S. Government works included in Section I, portions of Section IV, Appendices I and K, and portions of Appendices B, C, E, G, H and J. All other copyrights are reserved to their respective owners. Copyright ©1993-2001 UB Foundation Activities, Inc. for the FIM Data Set, Measurement Scale, Impairment Codes, and refinements thereto for the IRF-PAI, and for the Guide for the Uniform Data Set for Medical Rehabilitation, as incorporated or referenced herein. The FIM mark is owned by UBFA, Inc.

ICD-9-CM Code	Abbreviated Code Title	Tier 1**	Tier 2**	Tier 3**	Excluded RIC***
015.70	TB OF BONE NEC-UNSPEC	0	1	0	09
015.71	TB OF BONE NEC-NO EXAM	0	1	0	09
015.72	TB OF BONE NEC-EXAM UNKN	0	1	0	09
015.73	TB OF BONE NEC-MICRO DX	0	1	0	09
015.74	TB OF BONE NEC-CULT DX	0	1	0	09
015.75	TB OF BONE NEC-HISTO DX	0	1	0	09
015.76	TB OF BONE NEC-OTH TEST	0	1	0	09
015.8	<i>TB OF JOINT NEC*</i>	0	1	0	09
015.80	TB OF JOINT NEC-UNSPEC	0	1	0	09
015.81	TB OF JOINT NEC-NO EXAM	0	1	0	09
015.82	TB JOINT NEC-EXAM UNKN	0	1	0	09
015.83	TB OF JOINT NEC-MICRO DX	0	1	0	09
015.84	TB OF JOINT NEC-CULT DX	0	1	0	09
015.85	TB OF JOINT NEC-HISTO DX	0	1	0	09
015.86	TB OF JOINT NEC-OTH TEST	0	1	0	09
015.9	<i>TB OF BONE & JOINT NOS*</i>	0	1	0	09
015.90	TB BONE/JOINT NOS-UNSPEC	0	1	0	09
015.91	TB BONE/JT NOS-NO EXAM	0	1	0	09
015.92	TB BONE/JT NOS-EXAM UNKN	0	1	0	09
015.93	TB BONE/JT NOS-MICRO DX	0	1	0	09
015.94	TB BONE/JT NOS-CULT DX	0	1	0	09
015.95	TB BONE/JT NOS-HISTO DX	0	1	0	09
015.96	TB BONE/JT NOS-OTH TEST	0	1	0	09
016.	<i>GENITOURINARY TB*</i>	0	1	0	--
016.0	<i>TB OF KIDNEY*</i>	0	1	0	--
016.00	TB OF KIDNEY-UNSPEC	0	1	0	--
016.01	TB OF KIDNEY-NO EXAM	0	1	0	--
016.02	TB OF KIDNEY-EXAM UNKN	0	1	0	--
016.03	TB OF KIDNEY-MICRO DX	0	1	0	--
016.04	TB OF KIDNEY-CULT DX	0	1	0	--
016.05	TB OF KIDNEY-HISTO DX	0	1	0	--
016.06	TB OF KIDNEY-OTH TEST	0	1	0	--
016.1	<i>TB OF BLADDER*</i>	0	1	0	--
016.10	TB OF BLADDER-UNSPEC	0	1	0	--
016.11	TB OF BLADDER-NO EXAM	0	1	0	--

Copyright ©2001, 2002 UB Foundation Activities, Inc. (UBFA, Inc.) for compilation rights; no copyrights claimed in U.S. Government works included in Section I, portions of Section IV, Appendices I and K, and portions of Appendices B, C, E, G, H and J. All other copyrights are reserved to their respective owners. Copyright ©1993-2001 UB Foundation Activities, Inc. for the FIM Data Set, Measurement Scale, Impairment Codes, and refinements thereto for the IRF-PAI, and for the Guide for the Uniform Data Set for Medical Rehabilitation, as incorporated or referenced herein. The FIM mark is owned by UBFA, Inc.

ICD-9-CM Code	Abbreviated Code Title	Tier 1**	Tier 2**	Tier 3**	Excluded RIC***
016.12	TB OF BLADDER-EXAM UNKN	0	1	0	--
016.13	TB OF BLADDER-MICRO DX	0	1	0	--
016.14	TB OF BLADDER-CULT DX	0	1	0	--
016.15	TB OF BLADDER-HISTO DX	0	1	0	--
016.16	TB OF BLADDER-OTH TEST	0	1	0	--
016.2	<i>TB OF URETER*</i>	0	1	0	--
016.20	TB OF URETER-UNSPEC	0	1	0	--
016.21	TB OF URETER-NO EXAM	0	1	0	--
016.22	TB OF URETER-EXAM UNKN	0	1	0	--
016.23	TB OF URETER-MICRO DX	0	1	0	--
016.24	TB OF URETER-CULT DX	0	1	0	--
016.25	TB OF URETER-HISTO DX	0	1	0	--
016.26	TB OF URETER-OTH TEST	0	1	0	--
016.3	<i>TB OF URINARY ORGAN NEC*</i>	0	1	0	--
016.30	TB URINARY NEC-UNSPEC	0	1	0	--
016.31	TB URINARY NEC-NO EXAM	0	1	0	--
016.32	TB URINARY NEC-EXAM UNKN	0	1	0	--
016.33	TB URINARY NEC-MICRO DX	0	1	0	--
016.34	TB URINARY NEC-CULT DX	0	1	0	--
016.35	TB URINARY NEC-HISTO DX	0	1	0	--
016.36	TB URINARY NEC-OTH TEST	0	1	0	--
016.4	<i>TB OF EPIDIDYMIS*</i>	0	1	0	--
016.40	TB EPIDIDYMIS-UNSPEC	0	1	0	--
016.41	TB EPIDIDYMIS-NO EXAM	0	1	0	--
016.42	TB EPIDIDYMIS-EXAM UNKN	0	1	0	--
016.43	TB EPIDIDYMIS-MICRO DX	0	1	0	--
016.44	TB EPIDIDYMIS-CULT DX	0	1	0	--
016.45	TB EPIDIDYMIS-HISTO DX	0	1	0	--
016.46	TB EPIDIDYMIS-OTH TEST	0	1	0	--
016.5	<i>TB MALE GENITAL ORG NEC*</i>	0	1	0	--
016.50	TB MALE GENIT NEC-UNSPEC	0	1	0	--
016.51	TB MALE GEN NEC-NO EXAM	0	1	0	--
016.52	TB MALE GEN NEC-EX UNKN	0	1	0	--
016.53	TB MALE GEN NEC-MICRO DX	0	1	0	--
016.54	TB MALE GEN NEC-CULT DX	0	1	0	--

Copyright ©2001, 2002 UB Foundation Activities, Inc. (UBFA, Inc.) for compilation rights; no copyrights claimed in U.S. Government works included in Section I, portions of Section IV, Appendices I and K, and portions of Appendices B, C, E, G, H and J. All other copyrights are reserved to their respective owners. Copyright ©1993-2001 UB Foundation Activities, Inc. for the FIM Data Set, Measurement Scale, Impairment Codes, and refinements thereto for the IRF-PAI, and for the Guide for the Uniform Data Set for Medical Rehabilitation, as incorporated or referenced herein. The FIM mark is owned by UBFA, Inc.

ICD-9-CM Code	Abbreviated Code Title	Tier 1**	Tier 2**	Tier 3**	Excluded RIC***
016.55	TB MALE GEN NEC-HISTO DX	0	1	0	--
016.56	TB MALE GEN NEC-OTH TEST	0	1	0	--
016.6	<i>TB OF OVARY AND TUBE*</i>	0	1	0	--
016.60	TB OVARY & TUBE-UNSPEC	0	1	0	--
016.61	TB OVARY & TUBE-NO EXAM	0	1	0	--
016.62	TB OVARY/TUBE-EXAM UNKN	0	1	0	--
016.63	TB OVARY & TUBE-MICRO DX	0	1	0	--
016.64	TB OVARY & TUBE-CULT DX	0	1	0	--
016.65	TB OVARY & TUBE-HISTO DX	0	1	0	--
016.66	TB OVARY & TUBE-OTH TEST	0	1	0	--
016.7	<i>TB FEMALE GENIT ORG NEC*</i>	0	1	0	--
016.70	TB FEMALE GEN NEC-UNSPEC	0	1	0	--
016.71	TB FEM GEN NEC-NO EXAM	0	1	0	--
016.72	TB FEM GEN NEC-EXAM UNKN	0	1	0	--
016.73	TB FEM GEN NEC-MICRO DX	0	1	0	--
016.74	TB FEM GEN NEC-CULT DX	0	1	0	--
016.75	TB FEM GEN NEC-HISTO DX	0	1	0	--
016.76	TB FEM GEN NEC-OTH TEST	0	1	0	--
016.9	<i>GENITOURINARY TB NOS*</i>	0	1	0	--
016.90	GU TB NOS-UNSPEC	0	1	0	--
016.91	GU TB NOS-NO EXAM	0	1	0	--
016.92	GU TB NOS-EXAM UNKN	0	1	0	--
016.93	GU TB NOS-MICRO DX	0	1	0	--
016.94	GU TB NOS-CULT DX	0	1	0	--
016.95	GU TB NOS-HISTO DX	0	1	0	--
016.96	GU TB NOS-OTH TEST	0	1	0	--
017.	<i>TUBERCULOSIS NEC*</i>	0	1	0	--
017.0	<i>TB SKIN & SUBCUTANEOUS*</i>	0	1	0	--
017.00	TB SKIN/SUBCUTAN-UNSPEC	0	1	0	--
017.01	TB SKIN/SUBCUT-NO EXAM	0	1	0	--
017.02	TB SKIN/SUBCUT-EXAM UNKN	0	1	0	--
017.03	TB SKIN/SUBCUT-MICRO DX	0	1	0	--
017.04	TB SKIN/SUBCUT-CULT DX	0	1	0	--
017.05	TB SKIN/SUBCUT-HISTO DX	0	1	0	--
017.06	TB SKIN/SUBCUT-OTH TEST	0	1	0	--

Copyright ©2001, 2002 UB Foundation Activities, Inc. (UBFA, Inc.) for compilation rights; no copyrights claimed in U.S. Government works included in Section I, portions of Section IV, Appendices I and K, and portions of Appendices B, C, E, G, H and J. All other copyrights are reserved to their respective owners. Copyright ©1993-2001 UB Foundation Activities, Inc. for the FIM Data Set, Measurement Scale, Impairment Codes, and refinements thereto for the IRF-PAI, and for the Guide for the Uniform Data Set for Medical Rehabilitation, as incorporated or referenced herein. The FIM mark is owned by UBFA, Inc.

ICD-9-CM Code	Abbreviated Code Title	Tier 1**	Tier 2**	Tier 3**	Excluded RIC***
017.1	<i>ERYTHEMA NODOSUM IN TB*</i>	0	1	0	--
017.10	ERYTHEMA NODOS TB-UNSPEC	0	1	0	--
017.11	ERYTHEM NODOS TB-NO EXAM	0	1	0	--
017.12	ERYTHEM NOD TB-EXAM UNKN	0	1	0	--
017.13	ERYTHEM NOD TB-MICRO DX	0	1	0	--
017.14	ERYTHEM NODOS TB-CULT DX	0	1	0	--
017.15	ERYTHEM NOD TB-HISTO DX	0	1	0	--
017.16	ERYTHEM NOD TB-OTH TEST	0	1	0	--
017.2	<i>TB OF PERIPH LYMPH NODE*</i>	0	1	0	--
017.20	TB PERIPH LYMPH-UNSPEC	0	1	0	--
017.21	TB PERIPH LYMPH-NO EXAM	0	1	0	--
017.22	TB PERIPH LYMPH-EXAM UNK	0	1	0	--
017.23	TB PERIPH LYMPH-MICRO DX	0	1	0	--
017.24	TB PERIPH LYMPH-CULT DX	0	1	0	--
017.25	TB PERIPH LYMPH-HISTO DX	0	1	0	--
017.26	TB PERIPH LYMPH-OTH TEST	0	1	0	--
017.3	<i>TB OF EYE*</i>	0	1	0	--
017.30	TB OF EYE-UNSPEC	0	1	0	--
017.31	TB OF EYE-NO EXAM	0	1	0	--
017.32	TB OF EYE-EXAM UNKN	0	1	0	--
017.33	TB OF EYE-MICRO DX	0	1	0	--
017.34	TB OF EYE-CULT DX	0	1	0	--
017.35	TB OF EYE-HISTO DX	0	1	0	--
017.36	TB OF EYE-OTH TEST	0	1	0	--
017.4	<i>TB OF EAR*</i>	0	1	0	--
017.40	TB OF EAR-UNSPEC	0	1	0	--
017.41	TB OF EAR-NO EXAM	0	1	0	--
017.42	TB OF EAR-EXAM UNKN	0	1	0	--
017.43	TB OF EAR-MICRO DX	0	1	0	--
017.44	TB OF EAR-CULT DX	0	1	0	--
017.45	TB OF EAR-HISTO DX	0	1	0	--
017.46	TB OF EAR-OTH TEST	0	1	0	--
017.5	<i>TB OF THYROID GLAND*</i>	0	1	0	--
017.50	TB OF THYROID-UNSPEC	0	1	0	--
017.51	TB OF THYROID-NO EXAM	0	1	0	--

Copyright ©2001, 2002 UB Foundation Activities, Inc. (UBFA, Inc.) for compilation rights; no copyrights claimed in U.S. Government works included in Section I, portions of Section IV, Appendices I and K, and portions of Appendices B, C, E, G, H and J. All other copyrights are reserved to their respective owners. Copyright ©1993-2001 UB Foundation Activities, Inc. for the FIM Data Set, Measurement Scale, Impairment Codes, and refinements thereto for the IRF-PAI, and for the Guide for the Uniform Data Set for Medical Rehabilitation, as incorporated or referenced herein. The FIM mark is owned by UBFA, Inc.

ICD-9-CM Code	Abbreviated Code Title	Tier 1**	Tier 2**	Tier 3**	Excluded RIC***
017.52	TB OF THYROID-EXAM UNKN	0	1	0	--
017.53	TB OF THYROID-MICRO DX	0	1	0	--
017.54	TB OF THYROID-CULT DX	0	1	0	--
017.55	TB OF THYROID-HISTO DX	0	1	0	--
017.56	TB OF THYROID-OTH TEST	0	1	0	--
017.6	<i>TB OF ADRENAL GLAND*</i>	0	1	0	--
017.60	TB OF ADRENAL-UNSPEC	0	1	0	--
017.61	TB OF ADRENAL-NO EXAM	0	1	0	--
017.62	TB OF ADRENAL-EXAM UNKN	0	1	0	--
017.63	TB OF ADRENAL-MICRO DX	0	1	0	--
017.64	TB OF ADRENAL-CULT DX	0	1	0	--
017.65	TB OF ADRENAL-HISTO DX	0	1	0	--
017.7	<i>TB OF SPLEEN*</i>	0	1	0	--
017.70	TB OF SPLEEN-UNSPEC	0	1	0	--
017.71	TB OF SPLEEN-NO EXAM	0	1	0	--
017.72	TB OF SPLEEN-EXAM UNKN	0	1	0	--
017.73	TB OF SPLEEN-MICRO DX	0	1	0	--
017.74	TB OF SPLEEN-CULT DX	0	1	0	--
017.75	TB OF SPLEEN-HISTO DX	0	1	0	--
017.76	TB OF SPLEEN-OTH TEST	0	1	0	--
017.8	<i>TB OF ESOPHAGUS*</i>	0	1	0	--
017.80	TB ESOPHAGUS-UNSPEC	0	1	0	--
017.81	TB ESOPHAGUS-NO EXAM	0	1	0	--
017.82	TB ESOPHAGUS-EXAM UNKN	0	1	0	--
017.83	TB ESOPHAGUS-MICRO DX	0	1	0	--
017.84	TB ESOPHAGUS-CULT DX	0	1	0	--
017.85	TB ESOPHAGUS-HISTO DX	0	1	0	--
017.86	TB ESOPHAGUS-OTH TEST	0	1	0	--
017.9	<i>TB OF ORGAN NEC*</i>	0	1	0	--
017.90	TB OF ORGAN NEC-UNSPEC	0	1	0	--
017.91	TB OF ORGAN NEC-NO EXAM	0	1	0	--
017.92	TB ORGAN NEC-EXAM UNKN	0	1	0	--
017.93	TB OF ORGAN NEC-MICRO DX	0	1	0	--
017.94	TB OF ORGAN NEC-CULT DX	0	1	0	--
017.95	TB OF ORGAN NEC-HISTO DX	0	1	0	--

Copyright ©2001, 2002 UB Foundation Activities, Inc. (UBFA, Inc.) for compilation rights; no copyrights claimed in U.S. Government works included in Section I, portions of Section IV, Appendices I and K, and portions of Appendices B, C, E, G, H and J. All other copyrights are reserved to their respective owners. Copyright ©1993-2001 UB Foundation Activities, Inc. for the FIM Data Set, Measurement Scale, Impairment Codes, and refinements thereto for the IRF-PAI, and for the Guide for the Uniform Data Set for Medical Rehabilitation, as incorporated or referenced herein. The FIM mark is owned by UBFA, Inc.

ICD-9-CM Code	Abbreviated Code Title	Tier 1**	Tier 2**	Tier 3**	Excluded RIC***
017.96	TB OF ORGAN NEC-OTH TEST	0	1	0	--
018.	<i>MILIARY TUBERCULOSIS*</i>	0	1	0	--
018.0	<i>ACUTE MILIARY TB*</i>	0	1	0	--
018.00	ACUTE MILIARY TB-UNSPEC	0	1	0	--
018.01	ACUTE MILIARY TB-NO EXAM	0	1	0	--
018.02	AC MILIARY TB-EXAM UNKN	0	1	0	--
018.03	AC MILIARY TB-MICRO DX	0	1	0	--
018.04	ACUTE MILIARY TB-CULT DX	0	1	0	--
018.05	AC MILIARY TB-HISTO DX	0	1	0	--
018.06	AC MILIARY TB-OTH TEST	0	1	0	--
018.8	<i>MILIARY TB NEC*</i>	0	1	0	--
018.80	MILIARY TB NEC-UNSPEC	0	1	0	--
018.81	MILIARY TB NEC-NO EXAM	0	1	0	--
018.82	MILIARY TB NEC-EXAM UNKN	0	1	0	--
018.83	MILIARY TB NEC-MICRO DX	0	1	0	--
018.84	MILIARY TB NEC-CULT DX	0	1	0	--
018.85	MILIARY TB NEC-HISTO DX	0	1	0	--
018.86	MILIARY TB NEC-OTH TEST	0	1	0	--
018.9	<i>MILIARY TUBERCULOSIS NOS*</i>	0	1	0	--
018.90	MILIARY TB NOS-UNSPEC	0	1	0	--
018.91	MILIARY TB NOS-NO EXAM	0	1	0	--
018.92	MILIARY TB NOS-EXAM UNKN	0	1	0	--
018.93	MILIARY TB NOS-MICRO DX	0	1	0	--
018.94	MILIARY TB NOS-CULT DX	0	1	0	--
018.95	MILIARY TB NOS-HISTO DX	0	1	0	--
018.96	MILIARY TB NOS-OTH TEST	0	1	0	--
027.0	LISTERIOSIS	0	1	0	--
027.1	ERYSIPELOTHRIX INFECTION	0	1	0	--
027.2	PASTEURELLOSIS	0	1	0	--
027.8	ZOONOTIC BACT DIS NEC	0	1	0	--
027.9	ZOONOTIC BACT DIS NOS	0	1	0	--
036.0	MENINGOCOCCAL MENINGITIS	0	1	0	03,05
038.0	STREPTOCOCCAL SEPTICEMIA	0	1	0	--
038.1	<i>STAPHYLOCOCC SEPTICEMIA*</i>	0	1	0	--
038.10	STAPHYLCOCC SEPTICEM NOS	0	1	0	--

Copyright ©2001, 2002 UB Foundation Activities, Inc. (UBFA, Inc.) for compilation rights; no copyrights claimed in U.S. Government works included in Section I, portions of Section IV, Appendices I and K, and portions of Appendices B, C, E, G, H and J. All other copyrights are reserved to their respective owners. Copyright ©1993-2001 UB Foundation Activities, Inc. for the FIM Data Set, Measurement Scale, Impairment Codes, and refinements thereto for the IRF-PAI, and for the Guide for the Uniform Data Set for Medical Rehabilitation, as incorporated or referenced herein. The FIM mark is owned by UBFA, Inc.

ICD-9-CM Code	Abbreviated Code Title	Tier 1**	Tier 2**	Tier 3**	Excluded RIC***
038.11	STAPH AUREUS SEPTICEMIA	0	1	0	--
038.19	STAPHYLOCOCC SEPTICEM NEC	0	1	0	--
038.2	PNEUMOCOCCAL SEPTICEMIA	0	1	0	--
038.3	ANAEROBIC SEPTICEMIA	0	1	0	--
038.4	GRAM-NEG SEPTICEMIA NEC*	0	1	0	--
038.40	GRAM-NEG SEPTICEMIA NOS	0	1	0	--
038.41	H. INFLUENAE SEPTICEMIA	0	1	0	--
038.42	E COLI SEPTICEMIA	0	1	0	--
038.43	PSEUDOMONAS SEPTICEMIA	0	1	0	--
038.44	SERRATIA SEPTICEMIA	0	1	0	--
038.49	GRAM-NEG SEPTICEMIA NEC	0	1	0	--
038.8	SEPTICEMIA NEC	0	1	0	--
038.9	SEPTICEMIA NOS	0	1	0	--
041.7	PSEUDOMONAS INFECT NOS	0	1	0	--
042.	HUMAN IMMUNO VIRUS DIS	0	1	0	--
047.8	VIRAL MENINGITIS NEC	0	1	0	03,05
047.9	VIRAL MENINGITIS NOS	0	1	0	03,05
048.	OTH ENTEROVIRAL CNS DIS	0	1	0	03,05
049.0	LYMPHOCYTIC CHORIOMENING	0	1	0	03,05
049.9	VIRAL ENCEPHALITIS NOS	0	1	0	03
052.0	POSTVARICELLA ENCEPHALIT	0	1	0	03
053.0	HERPES ZOSTER MENINGITIS	0	1	0	03,05
053.13	POSTHERPES POLYNEUROPATH	0	1	0	06
054.3	HERPETIC ENCEPHALITIS	0	1	0	03
054.5	HERPETIC SEPTICEMIA	0	1	0	03
054.72	H SIMPLEX MENINGITIS	0	1	0	03,05
055.0	POSTMEASLES ENCEPHALITIS	0	1	0	03
072.1	MUMPS MENINGITIS	0	1	0	03,05
072.2	MUMPS ENCEPHALITIS	0	1	0	03
079.50	RETROVIRUS-UNSPECIFIED	0	1	0	--
079.51	HTLV-1 INFECTION OTH DIS	0	1	0	06
079.52	HTLV-II INFECTN OTH DIS	0	1	0	06
079.53	HIV-2 INFECTION OTH DIS	0	1	0	--
079.59	OTH SPECIFIED RETROVIRUS	0	1	0	--
090.42	CONGEN SYPH MENINGITIS	0	1	0	03,05

Copyright ©2001, 2002 UB Foundation Activities, Inc. (UBFA, Inc.) for compilation rights; no copyrights claimed in U.S. Government works included in Section I, portions of Section IV, Appendices I and K, and portions of Appendices B, C, E, G, H and J. All other copyrights are reserved to their respective owners. Copyright ©1993-2001 UB Foundation Activities, Inc. for the FIM Data Set, Measurement Scale, Impairment Codes, and refinements thereto for the IRF-PAI, and for the Guide for the Uniform Data Set for Medical Rehabilitation, as incorporated or referenced herein. The FIM mark is owned by UBFA, Inc.

ICD-9-CM Code	Abbreviated Code Title	Tier 1**	Tier 2**	Tier 3**	Excluded RIC***
094.2	SYPHILITIC MENINGITIS	0	1	0	03,05
098.89	GONOCOCCAL INF SITE NEC	0	1	0	--
114.2	COCCIDIOIDAL MENINGITIS	0	1	0	03,05
115.	<i>HISTOPLASMOSIS*</i>	0	1	0	15
115.0	<i>HISTOPLASMA CAPSULATUM*</i>	0	1	0	15
115.00	HISTOPLASMA CAPSULAT NOS	0	1	0	15
115.01	HISTOPLASM CAPSUL MENING	0	1	0	03,05
115.02	HISTOPLASM CAPSUL RETINA	0	1	0	--
115.03	HISTOPLASM CAPS PERICARD	0	1	0	14
115.04	HISTOPLASM CAPS ENDOCARD	0	1	0	14
115.05	HISTOPLASM CAPS PNEUMON	0	1	0	15
115.09	HISTOPLASMA CAPSULAT NEC	0	1	0	15
115.1	<i>HISTOPLASMA DUBOISII*</i>	0	1	0	15
115.10	HISTOPLASMA DUBOISII NOS	0	1	0	--
115.11	HISTOPLASM DUBOIS MENING	0	1	0	03,05
115.12	HISTOPLASM DUBOIS RETINA	0	1	0	--
115.13	HISTOPLASM DUB PERICARD	0	1	0	14
115.14	HISTOPLASM DUB ENDOCARD	0	1	0	14
115.15	HISTOPLASM DUB PNEUMONIA	0	1	0	15
115.19	HISTOPLASMA DUBOISII NEC	0	1	0	15
115.9	<i>HISTOPLASMOSIS UNSPEC*</i>	0	1	0	15
115.90	HISTOPLASMOSIS NOS	0	1	0	15
115.91	HISTOPLASMOSIS MENINGIT	0	1	0	03,05
115.92	HISTOPLASMOSIS RETINITIS	0	1	0	--
115.93	HISTOPLASMOSIS PERICARD	0	1	0	14
115.94	HISTOPLASMOSIS ENDOCARD	0	1	0	14
115.95	HISTOPLASMOSIS PNEUMONIA	0	1	0	15
115.99	HISTOPLASMOSIS NEC	0	1	0	15
130.0	TOXOPLASM MENINGOENCEPH	0	1	0	03,05
139.0	LATE EFF VIRAL ENCEPHAL	0	1	0	03
320.0	HEMOPHILUS MENINGITIS	0	1	0	03,05
320.1	PNEUMOCOCCAL MENINGITIS	0	1	0	03,05
320.2	STREPTOCOCCAL MENINGITIS	0	1	0	03,05
320.3	STAPHYLOCOCC MENINGITIS	0	1	0	03,05
320.7	MENING IN OTH BACT DIS	0	1	0	03,05

Copyright ©2001, 2002 UB Foundation Activities, Inc. (UBFA, Inc.) for compilation rights; no copyrights claimed in U.S. Government works included in Section I, portions of Section IV, Appendices I and K, and portions of Appendices B, C, E, G, H and J. All other copyrights are reserved to their respective owners. Copyright ©1993-2001 UB Foundation Activities, Inc. for the FIM Data Set, Measurement Scale, Impairment Codes, and refinements thereto for the IRF-PAI, and for the Guide for the Uniform Data Set for Medical Rehabilitation, as incorporated or referenced herein. The FIM mark is owned by UBFA, Inc.

ICD-9-CM Code	Abbreviated Code Title	Tier 1**	Tier 2**	Tier 3**	Excluded RIC***
320.81	ANAEROBIC MENINGITIS	0	1	0	03,05
320.82	MNINGTS GRAM-NEG BCT NEC	0	1	0	03,05
320.89	MENINGITIS OTH SPCF BACT	0	1	0	03,05
320.9	BACTERIAL MENINGITIS NOS	0	1	0	03,05
321.0	CRYPTOCOCCAL MENINGITIS	0	1	0	03,05
321.1	MENING IN OTH FUNGAL DIS	0	1	0	03,05
321.2	MENING IN OTH VIRAL DIS	0	1	0	03,05
321.3	TRYPANOSOMIASIS MENINGIT	0	1	0	03,05
321.4	MENINGIT D/T SARCOIDOSIS	0	1	0	03,05
321.8	MENING IN OTH NONBAC DIS	0	1	0	03,05
322.0	NONPYOGENIC MENINGITIS	0	1	0	03,05
322.2	CHRONIC MENINGITIS	0	1	0	03,05
322.9	MENINGITIS NOS	0	1	0	03,05
323.6	POSTINFECT ENCEPHALITIS	0	1	0	03
323.8	ENCEPHALITIS NEC	0	1	0	03
323.9	ENCEPHALITIS NOS	0	1	0	03
356.4	IDIO PROG POLYNEUROPATHY	0	1	0	03,06,19
376.01	ORBITAL CELLULITIS	0	1	0	--
438.82	LATE EF CV DIS DYSPHAGIA	0	1	0	01
528.3	CELLULITIS/ABSCESS MOUTH	0	1	0	--
682.	<i>OTHER CELLULITIS/ABSCESS*</i>	0	1	0	--
682.0	CELLULITIS OF FACE	0	1	0	--
682.1	CELLULITIS OF NECK	0	1	0	--
682.2	CELLULITIS OF TRUNK	0	1	0	--
682.3	CELLULITIS OF ARM	0	1	0	--
682.4	CELLULITIS OF HAND	0	1	0	--
682.5	CELLULITIS OF BUTTOCK	0	1	0	--
682.6	CELLULITIS OF LEG	0	1	0	10
682.7	CELLULITIS OF FOOT	0	1	0	10
682.8	CELLULITIS SITE NEC	0	1	0	--
785.4	GANGRENE	0	1	0	10,11
787.2	DYSPHAGIA	0	1	0	01
799.4	CACHEXIA	0	1	0	--
998.5	<i>POSTOPERATIVE INFECTION*</i>	0	1	0	--
998.51	INFECTED POSTOP SEROMA	0	1	0	--

Copyright ©2001, 2002 UB Foundation Activities, Inc. (UBFA, Inc.) for compilation rights; no copyrights claimed in U.S. Government works included in Section I, portions of Section IV, Appendices I and K, and portions of Appendices B, C, E, G, H and J. All other copyrights are reserved to their respective owners. Copyright ©1993-2001 UB Foundation Activities, Inc. for the FIM Data Set, Measurement Scale, Impairment Codes, and refinements thereto for the IRF-PAI, and for the Guide for the Uniform Data Set for Medical Rehabilitation, as incorporated or referenced herein. The FIM mark is owned by UBFA, Inc.

ICD-9-CM Code	Abbreviated Code Title	Tier 1**	Tier 2**	Tier 3**	Excluded RIC***
998.59	OTHER POSTOP INFECTION	0	1	0	--
V45.1	RENAL DIALYSIS STATUS	0	1	0	--
036.2	MENINGOCOCCEMIA	0	0	1	03,05
036.3	MENINGOCOCC ADRENAL SYND	0	0	1	05
036.40	MENINGOCOCC CARDITIS NOS	0	0	1	14
036.42	MENINGOCOCC ENDOCARDITIS	0	0	1	14
036.43	MENINGOCOCC MYOCARDITIS	0	0	1	14
037.	TETANUS	0	0	1	06
052.1	VARICELLA PNEUMONITIS	0	0	1	15
054.79	H SIMPLEX COMPLICAT NEC	0	0	1	--
055.1	POSTMEASLES PNEUMONIA	0	0	1	15
070.20	HPT B ACTE COMA WO DLTA	0	0	1	03
070.21	HPT B ACTE COMA W DLTA	0	0	1	03
070.22	HPT B CHRN COMA WO DLTA	0	0	1	03
070.23	HPT B CHRN COMA W DLTA	0	0	1	03
070.41	HPT C ACUTE W HEPAT COMA	0	0	1	03
070.42	HPT DLT WO B W HPT COMA	0	0	1	03
070.43	HPT E W HEPAT COMA	0	0	1	03
070.44	CHRN HPT C W HEPAT COMA	0	0	1	03
070.49	OTH VRL HEPAT W HPT COMA	0	0	1	03
070.6	VIRAL HEPAT NOS W COMA	0	0	1	03
072.3	MUMPS PANCREATITIS	0	0	1	--
093.20	SYPHIL ENDOCARDITIS NOS	0	0	1	14
093.82	SYPHILITIC MYOCARDITIS	0	0	1	14
094.87	SYPH RUPT CEREB ANEURYSM	0	0	1	01,03
130.3	TOXOPLASMA MYOCARDITIS	0	0	1	14
130.4	TOXOPLASMA PNEUMONITIS	0	0	1	15
136.3	PNEUMOCYSTOSIS	0	0	1	15
204.00	ACT LYM LEUK W/O RMSION	0	0	1	--
205.00	ACT MYL LEUK W/O RMSION	0	0	1	--
206.00	ACT MONO LEUK W/O RMSION	0	0	1	--
207.00	ACT ERTH/ERYLK W/O RMSON	0	0	1	--
208.00	ACT LEUK UNS CL W/O RMSN	0	0	1	--
250.40	DMII RENL NT ST UNCNTRLD	0	0	1	--
250.41	DMI RENL NT ST UNCNTRLD	0	0	1	--

Copyright ©2001, 2002 UB Foundation Activities, Inc. (UBFA, Inc.) for compilation rights; no copyrights claimed in U.S. Government works included in Section I, portions of Section IV, Appendices I and K, and portions of Appendices B, C, E, G, H and J. All other copyrights are reserved to their respective owners. Copyright ©1993-2001 UB Foundation Activities, Inc. for the FIM Data Set, Measurement Scale, Impairment Codes, and refinements thereto for the IRF-PAI, and for the Guide for the Uniform Data Set for Medical Rehabilitation, as incorporated or referenced herein. The FIM mark is owned by UBFA, Inc.

ICD-9-CM Code	Abbreviated Code Title	Tier 1**	Tier 2**	Tier 3**	Excluded RIC***
250.42	DMII RENAL UNCINTRLD	0	0	1	--
250.43	DMI RENAL UNCINTRLD	0	0	1	--
250.50	DMII OPHTH NT ST UNCINTRL	0	0	1	--
250.51	DMI OPHTH NT ST UNCINTRLD	0	0	1	--
250.52	DMII OPHTH UNCINTRLD	0	0	1	--
250.53	DMI OPHTH UNCINTRLD	0	0	1	--
250.60	DMII NEURO NT ST UNCINTRL	0	0	1	06
250.61	DMI NEURO NT ST UNCINTRLD	0	0	1	06
250.62	DMII NEURO UNCINTRLD	0	0	1	06
250.63	DMI NEURO UNCINTRLD	0	0	1	06
250.70	DMII CIRC NT ST UNCINTRLD	0	0	1	--
250.71	DMI CIRC NT ST UNCINTRLD	0	0	1	--
250.72	DMII CIRC UNCINTRLD	0	0	1	--
250.73	DMI CIRC UNCINTRLD	0	0	1	--
250.80	DMII OTH NT ST UNCINTRLD	0	0	1	--
250.81	DMI OTH NT ST UNCINTRLD	0	0	1	--
250.82	DMII OTH UNCINTRLD	0	0	1	--
250.83	DMI OTH UNCINTRLD	0	0	1	--
250.90	DMII UNSPF NT ST UNCINTRL	0	0	1	--
250.91	DMI UNSPF NT ST UNCINTRLD	0	0	1	--
250.92	DMII UNSPF UNCINTRLD	0	0	1	--
250.93	DMI UNSPF UNCINTRLD	0	0	1	--
277.00	CYSTIC FIBROS W/O ILEUS	0	0	1	15
277.01	CYSTIC FIBROSIS W ILEUS	0	0	1	15
278.01	MORBID OBESITY	0	0	1	--
282.60	SICKLE-CELL ANEMIA NOS	0	0	1	--
282.61	HB-S DISEASE W/O CRISIS	0	0	1	--
282.62	HB-S DISEASE WITH CRISIS	0	0	1	--
282.63	SICKLE-CELL/HB-C DISEASE	0	0	1	--
282.69	SICKLE-CELL ANEMIA NEC	0	0	1	--
284.0	CONGEN APLASTIC ANEMIA	0	0	1	--
284.8	APLASTIC ANEMIAS NEC	0	0	1	--
284.9	APLASTIC ANEMIA NOS	0	0	1	--
286.0	CONG FACTOR VIII DIORD	0	0	1	--
286.1	CONG FACTOR IX DISORDER	0	0	1	--

Copyright ©2001, 2002 UB Foundation Activities, Inc. (UBFA, Inc.) for compilation rights; no copyrights claimed in U.S. Government works included in Section I, portions of Section IV, Appendices I and K, and portions of Appendices B, C, E, G, H and J. All other copyrights are reserved to their respective owners. Copyright ©1993-2001 UB Foundation Activities, Inc. for the FIM Data Set, Measurement Scale, Impairment Codes, and refinements thereto for the IRF-PAI, and for the Guide for the Uniform Data Set for Medical Rehabilitation, as incorporated or referenced herein. The FIM mark is owned by UBFA, Inc.

ICD-9-CM Code	Abbreviated Code Title	Tier 1**	Tier 2**	Tier 3**	Excluded RIC***
286.6	DEFIBRATION SYNDROME	0	0	1	--
324.0	INTRACRANIAL ABSCESS	0	0	1	03
324.1	INTRASPINAL ABSCESS	0	0	1	03
324.9	CNS ABSCESS NOS	0	0	1	03
342.00	FLCCD HMIPLGA UNSPF SIDE	0	0	1	01
342.01	FLCCD HMIPLGA DOMNT SIDE	0	0	1	01
342.02	FLCCD HMIPLG NONDMNT SDE	0	0	1	01
342.10	SPSTC HMIPLGA UNSPF SIDE	0	0	1	01
342.11	SPSTC HMIPLGA DOMNT SIDE	0	0	1	01
342.12	SPSTC HMIPLG NONDMNT SDE	0	0	1	01
342.80	OT SP HMIPLGA UNSPF SIDE	0	0	1	01
342.81	OT SP HMIPLGA DOMNT SIDE	0	0	1	01
342.82	OT SP HMIPLG NONDMNT SDE	0	0	1	01
342.90	UNSP HEMIPLGA UNSPF SIDE	0	0	1	01
342.91	UNSP HEMIPLGA DOMNT SIDE	0	0	1	01
342.92	UNSP HMIPLGA NONDMNT SDE	0	0	1	01
345.11	GEN CNV EPIL W INTR EPIL	0	0	1	02,03
345.3	GRAND MAL STATUS	0	0	1	02,03
348.1	ANOXIC BRAIN DAMAGE	0	0	1	02,03
357.2	NEUROPATHY IN DIABETES	0	0	1	06
376.02	ORBITAL PERIOSTITIS	0	0	1	--
376.03	ORBITAL OSTEOMYELITIS	0	0	1	--
398.0	RHEUMATIC MYOCARDITIS	0	0	1	14
403.01	MAL HYP REN W RENAL FAIL	0	0	1	--
404.01	MAL HYPER HRT/REN W CHF	0	0	1	14
404.03	MAL HYP HRT/REN W CHF&RF	0	0	1	14
410.01	AMI ANTEROLATERAL, INIT	0	0	1	14
410.11	AMI ANTERIOR WALL, INIT	0	0	1	14
410.21	AMI INFEROLATERAL, INIT	0	0	1	14
410.31	AMI INFEROPOST, INITIAL	0	0	1	14
410.41	AMI INFERIOR WALL, INIT	0	0	1	14
410.51	AMI LATERAL NEC, INITIAL	0	0	1	14
410.61	TRUE POST INFARCT, INIT	0	0	1	14
410.71	SUBENDO INFARCT, INITIAL	0	0	1	14
410.81	AMI NEC, INITIAL	0	0	1	14

Copyright ©2001, 2002 UB Foundation Activities, Inc. (UBFA, Inc.) for compilation rights; no copyrights claimed in U.S. Government works included in Section I, portions of Section IV, Appendices I and K, and portions of Appendices B, C, E, G, H and J. All other copyrights are reserved to their respective owners. Copyright ©1993-2001 UB Foundation Activities, Inc. for the FIM Data Set, Measurement Scale, Impairment Codes, and refinements thereto for the IRF-PAI, and for the Guide for the Uniform Data Set for Medical Rehabilitation, as incorporated or referenced herein. The FIM mark is owned by UBFA, Inc.

ICD-9-CM Code	Abbreviated Code Title	Tier 1**	Tier 2**	Tier 3**	Excluded RIC***
410.91	AMI NOS, INITIAL	0	0	1	14
415.1	<i>PULMON EMBOLISM/INFARCT*</i>	0	0	1	15
415.11	IATROGEN PULM EMB/INFARC	0	0	1	15
415.19	PULM EMBOL/INFARCT NEC	0	0	1	15
421.0	AC/SUBAC BACT ENDOCARD	0	0	1	14
421.1	AC ENDOCARDIT IN OTH DIS	0	0	1	14
421.9	AC/SUBAC ENDOCARDIT NOS	0	0	1	14
422.0	AC MYOCARDIT IN OTH DIS	0	0	1	14
422.90	ACUTE MYOCARDITIS NOS	0	0	1	14
422.91	IDIOPATHIC MYOCARDITIS	0	0	1	14
422.92	SEPTIC MYOCARDITIS	0	0	1	14
422.93	TOXIC MYOCARDITIS	0	0	1	14
422.99	ACUTE MYOCARDITIS NEC	0	0	1	14
427.41	VENTRICULAR FIBRILLATION	0	0	1	14
427.5	CARDIAC ARREST	0	0	1	14
430.	SUBARACHNOID HEMORRHAGE	0	0	1	01,02,03
431.	INTRACEREBRAL HEMORRHAGE	0	0	1	01,02,03
432.0	NONTRAUM EXTRADURAL HEM	0	0	1	01,02,03
432.1	SUBDURAL HEMORRHAGE	0	0	1	01,02,03
433.01	OCL BSLR ART W INFRCT	0	0	1	01
433.11	OCL CRTD ART W INFRCT	0	0	1	01
433.21	OCL VRTB ART W INFRCT	0	0	1	01
433.31	OCL MLT BI ART W INFRCT	0	0	1	01
433.81	OCL SPCF ART W INFRCT	0	0	1	01
433.91	OCL ART NOS W INFRCT	0	0	1	01
434.01	CRBL THRMBS W INFRCT	0	0	1	01
434.11	CRBL EMBLSM W INFRCT	0	0	1	01
434.91	CRBL ART OCL NOS W INFRC	0	0	1	01
436.	CVA	0	0	1	01
440.23	ATH EXT NTV ART ULCRTION	0	0	1	10,11
440.24	ATH EXT NTV ART GNGRENE	0	0	1	10,11
441.0	<i>DISSECTING ANEURYSM*</i>	0	0	1	--
441.00	DSCT OF AORTA UNSP SITE	0	0	1	--
441.01	DSCT OF THORACIC AORTA	0	0	1	05
441.02	DSCT OF ABDOMINAL AORTA	0	0	1	05

Copyright ©2001, 2002 UB Foundation Activities, Inc. (UBFA, Inc.) for compilation rights; no copyrights claimed in U.S. Government works included in Section I, portions of Section IV, Appendices I and K, and portions of Appendices B, C, E, G, H and J. All other copyrights are reserved to their respective owners. Copyright ©1993-2001 UB Foundation Activities, Inc. for the FIM Data Set, Measurement Scale, Impairment Codes, and refinements thereto for the IRF-PAI, and for the Guide for the Uniform Data Set for Medical Rehabilitation, as incorporated or referenced herein. The FIM mark is owned by UBFA, Inc.

ICD-9-CM Code	Abbreviated Code Title	Tier 1**	Tier 2**	Tier 3**	Excluded RIC***
441.03	DSCT OF THORACOABD AORTA	0	0	1	05
441.1	RUPTUR THORACIC ANEURYSM	0	0	1	05
441.3	RUPT ABD AORTIC ANEURYSM	0	0	1	05
441.5	RUPT AORTIC ANEURYSM NOS	0	0	1	05
441.6	THORACOABD ANEURYSM RUPT	0	0	1	05
446.3	LETHAL MIDLINE GRANULOMA	0	0	1	--
452.	PORTAL VEIN THROMBOSIS	0	0	1	--
453.	<i>OTH VENOUS THROMBOSIS*</i>	0	0	1	--
453.0	BUDD-CHIARI SYNDROME	0	0	1	--
453.1	THROMBOPHLEBITIS MIGRANS	0	0	1	--
453.2	VENA CAVA THROMBOSIS	0	0	1	--
453.3	RENAL VEIN THROMBOSIS	0	0	1	--
464.11	AC TRACHEITIS W OBSTRUCT	0	0	1	15
464.21	AC LARYNGOTRACH W OBSTR	0	0	1	15
464.31	AC EPIGLOTTITIS W OBSTR	0	0	1	15
466.1	<i>ACUTE BRONCHIOLITIS*</i>	0	0	1	15
480.0	ADENOVIRAL PNEUMONIA	0	0	1	15
480.1	RESP SYNCYT VIRAL PNEUM	0	0	1	15
480.2	PARINFLUENZA VIRAL PNEUM	0	0	1	15
480.8	VIRAL PNEUMONIA NEC	0	0	1	15
480.9	VIRAL PNEUMONIA NOS	0	0	1	15
481.	PNEUMOCOCCAL PNEUMONIA	0	0	1	15
482.0	K. PNEUMONIAE PNEUMONIA	0	0	1	15
482.1	PSEUDOMONAL PNEUMONIA	0	0	1	15
482.2	H.INFLUENZAE PNEUMONIA	0	0	1	15
482.30	STREPTOCOCCAL PNEUMN NOS	0	0	1	15
482.31	PNEUMONIA STRPTOCOCCUS A	0	0	1	15
482.32	PNEUMONIA STRPTOCOCCUS B	0	0	1	15
482.39	PNEUMONIA OTH STREP	0	0	1	15
482.40	STAPHYLOCOCCAL PNEU NOS	0	0	1	15
482.41	STAPH AUREUS PNEUMONIA	0	0	1	15
482.49	STAPH PNEUMONIA NEC	0	0	1	15
482.8	<i>BACTERIAL PNEUMONIA NEC*</i>	0	0	1	15
482.81	PNEUMONIA ANAEROBES	0	0	1	15

Copyright ©2001, 2002 UB Foundation Activities, Inc. (UBFA, Inc.) for compilation rights; no copyrights claimed in U.S. Government works included in Section I, portions of Section IV, Appendices I and K, and portions of Appendices B, C, E, G, H and J. All other copyrights are reserved to their respective owners. Copyright ©1993-2001 UB Foundation Activities, Inc. for the FIM Data Set, Measurement Scale, Impairment Codes, and refinements thereto for the IRF-PAI, and for the Guide for the Uniform Data Set for Medical Rehabilitation, as incorporated or referenced herein. The FIM mark is owned by UBFA, Inc.

ICD-9-CM Code	Abbreviated Code Title	Tier 1**	Tier 2**	Tier 3**	Excluded RIC***
482.82	PNEUMONIA E COLI	0	0	1	15
482.83	PNEUMO OTH GRM-NEG BACT	0	0	1	15
482.84	LEGIONNAIRES' DISEASE	0	0	1	15
482.89	PNEUMONIA OTH SPCF BACT	0	0	1	15
482.9	BACTERIAL PNEUMONIA NOS	0	0	1	15
483.0	PNEU MYCPLSM PNEUMONIAE	0	0	1	15
483.1	PNEUMONIA D/T CHLAMYDIA	0	0	1	15
483.8	PNEUMON OTH SPEC ORGNSM	0	0	1	15
484.1	PNEUM W CYTOMEG INCL DIS	0	0	1	15
484.3	PNEUMONIA IN WHOOP COUGH	0	0	1	15
484.5	PNEUMONIA IN ANTHRAX	0	0	1	15
484.6	PNEUM IN ASPERGILLOSIS	0	0	1	15
484.7	PNEUM IN OTH SYS MYCOSES	0	0	1	15
484.8	PNEUM IN INFECT DIS NEC	0	0	1	15
485.	BRONCHOPNEUMONIA ORG NOS	0	0	1	15
486.	PNEUMONIA, ORGANISM NOS	0	0	1	15
487.0	INFLUENZA WITH PNEUMONIA	0	0	1	15
506.0	FUM/VAPOR BRONC/PNEUMON	0	0	1	15
506.1	FUM/VAPOR AC PULM EDEMA	0	0	1	15
507.0	FOOD/VOMIT PNEUMONITIS	0	0	1	15
507.1	OIL/ESSENCE PNEUMONITIS	0	0	1	15
507.8	SOLID/LIQ PNEUMONIT NEC	0	0	1	15
510.0	EMPHYEMA WITH FISTULA	0	0	1	15
510.9	EMPHYEMA W/O FISTULA	0	0	1	15
511.1	BACT PLEUR/EFFUS NOT TB	0	0	1	15
513.0	ABSCESS OF LUNG	0	0	1	15
513.1	ABSCESS OF MEDIASTINUM	0	0	1	15
514.	PULM CONGEST/HYPOSTASIS	0	0	1	15
515.	POSTINFLAM PULM FIBROSIS	0	0	1	15
518.3	PULMONARY EOSINOPHILIA	0	0	1	15
518.5	POST TRAUM PULM INSUFFIC	0	0	1	15
518.81	ACUTE RESPIRATRY FAILURE	0	0	1	15
519.2	MEDIASTITIS	0	0	1	15
530.0	ACHALASIA & CARDIOSPASM	0	0	1	--
530.3	ESOPHAGEAL STRICTURE	0	0	1	--

Copyright ©2001, 2002 UB Foundation Activities, Inc. (UBFA, Inc.) for compilation rights; no copyrights claimed in U.S. Government works included in Section I, portions of Section IV, Appendices I and K, and portions of Appendices B, C, E, G, H and J. All other copyrights are reserved to their respective owners. Copyright ©1993-2001 UB Foundation Activities, Inc. for the FIM Data Set, Measurement Scale, Impairment Codes, and refinements thereto for the IRF-PAI, and for the Guide for the Uniform Data Set for Medical Rehabilitation, as incorporated or referenced herein. The FIM mark is owned by UBFA, Inc.

ICD-9-CM Code	Abbreviated Code Title	Tier 1**	Tier 2**	Tier 3**	Excluded RIC***
530.4	PERFORATION OF ESOPHAGUS	0	0	1	15
530.6	ACQ ESOPHAG DIVERTICULUM	0	0	1	--
530.82	ESOPHAGEAL HEMORRHAGE	0	0	1	--
531.00	AC STOMACH ULCER W HEM	0	0	1	--
531.01	AC STOMAC ULC W HEM-OBST	0	0	1	--
531.10	AC STOMACH ULCER W PERF	0	0	1	--
531.11	AC STOM ULC W PERF-OBST	0	0	1	--
531.20	AC STOMAC ULC W HEM/PERF	0	0	1	--
531.21	AC STOM ULC HEM/PERF-OBS	0	0	1	--
531.40	CHR STOMACH ULC W HEM	0	0	1	--
531.41	CHR STOM ULC W HEM-OBSTR	0	0	1	--
531.50	CHR STOMACH ULCER W PERF	0	0	1	--
531.51	CHR STOM ULC W PERF-OBST	0	0	1	--
531.60	CHR STOMACH ULC HEM/PERF	0	0	1	--
531.61	CHR STOM ULC HEM/PERF-OB	0	0	1	--
532.00	AC DUODENAL ULCER W HEM	0	0	1	--
532.01	AC DUODEN ULC W HEM-OBST	0	0	1	--
532.10	AC DUODENAL ULCER W PERF	0	0	1	--
532.11	AC DUODEN ULC PERF-OBSTR	0	0	1	--
532.20	AC DUODEN ULC W HEM/PERF	0	0	1	--
532.21	AC DUOD ULC HEM/PERF-OBS	0	0	1	--
532.40	CHR DUODEN ULCER W HEM	0	0	1	--
532.41	CHR DUODEN ULC HEM-OBSTR	0	0	1	--
532.50	CHR DUODEN ULCER W PERF	0	0	1	--
532.51	CHR DUODEN ULC PERF-OBST	0	0	1	--
532.60	CHR DUODEN ULC HEM/PERF	0	0	1	--
532.61	CHR DUOD ULC HEM/PERF-OB	0	0	1	--
533.00	AC PEPTIC ULCER W HEMORR	0	0	1	--
533.01	AC PEPTIC ULC W HEM-OBST	0	0	1	--
533.10	AC PEPTIC ULCER W PERFOR	0	0	1	--
533.11	AC PEPTIC ULC W PERF-OBS	0	0	1	--
533.20	AC PEPTIC ULC W HEM/PERF	0	0	1	--
533.21	AC PEPT ULC HEM/PERF-OBS	0	0	1	--
533.40	CHR PEPTIC ULCER W HEM	0	0	1	--
533.41	CHR PEPTIC ULC W HEM-OBS	0	0	1	--

Copyright ©2001, 2002 UB Foundation Activities, Inc. (UBFA, Inc.) for compilation rights; no copyrights claimed in U.S. Government works included in Section I, portions of Section IV, Appendices I and K, and portions of Appendices B, C, E, G, H and J. All other copyrights are reserved to their respective owners. Copyright ©1993-2001 UB Foundation Activities, Inc. for the FIM Data Set, Measurement Scale, Impairment Codes, and refinements thereto for the IRF-PAI, and for the Guide for the Uniform Data Set for Medical Rehabilitation, as incorporated or referenced herein. The FIM mark is owned by UBFA, Inc.

ICD-9-CM Code	Abbreviated Code Title	Tier 1**	Tier 2**	Tier 3**	Excluded RIC***
533.50	CHR PEPTIC ULCER W PERF	0	0	1	--
533.51	CHR PEPTIC ULC PERF-OBST	0	0	1	--
533.60	CHR PEPT ULC W HEM/PERF	0	0	1	--
533.61	CHR PEPT ULC HEM/PERF-OB	0	0	1	--
534.00	AC MARGINAL ULCER W HEM	0	0	1	--
534.01	AC MARGIN ULC W HEM-OBST	0	0	1	--
534.10	AC MARGINAL ULCER W PERF	0	0	1	--
534.11	AC MARGIN ULC W PERF-OBS	0	0	1	--
534.20	AC MARGIN ULC W HEM/PERF	0	0	1	--
534.21	AC MARG ULC HEM/PERF-OBS	0	0	1	--
534.40	CHR MARGINAL ULCER W HEM	0	0	1	--
534.41	CHR MARGIN ULC W HEM-OBS	0	0	1	--
534.50	CHR MARGINAL ULC W PERF	0	0	1	--
534.51	CHR MARGIN ULC PERF-OBST	0	0	1	--
534.60	CHR MARGIN ULC HEM/PERF	0	0	1	--
534.61	CHR MARG ULC HEM/PERF-OB	0	0	1	--
535.01	ACUTE GASTRITIS W HMRHG	0	0	1	--
535.11	ATRPH GASTRITIS W HMRHG	0	0	1	--
535.21	GSTR MCSL HYPRT W HMRG	0	0	1	--
535.31	ALCHL GSTRITIS W HMRHG	0	0	1	--
535.41	OTH SPF GASTRT W HMRHG	0	0	1	--
535.51	GSTR/DDNTS NOS W HMRHG	0	0	1	--
535.61	DUODENITIS W HMRHG	0	0	1	--
537.4	GASTRIC/DUODENAL FISTULA	0	0	1	--
537.83	ANGIO STM/DUDN W HMRHG	0	0	1	--
540.0	AC APPEND W PERITONITIS	0	0	1	--
557.0	AC VASC INSUFF INTESTINE	0	0	1	--
562.02	DVRTCLO SML INT W HMRHG	0	0	1	--
562.03	DVRTCLI SML INT W HMRHG	0	0	1	--
562.12	DVRTCLO COLON W HMRHG	0	0	1	--
562.13	DVRTCLI COLON W HMRHG	0	0	1	--
567.0	PERITONITIS IN INFEC DIS	0	0	1	--
567.1	PNEUMOCOCCAL PERITONITIS	0	0	1	--
567.2	SUPPURAT PERITONITIS NEC	0	0	1	--
567.8	PERITONITIS NEC	0	0	1	--

Copyright ©2001, 2002 UB Foundation Activities, Inc. (UBFA, Inc.) for compilation rights; no copyrights claimed in U.S. Government works included in Section I, portions of Section IV, Appendices I and K, and portions of Appendices B, C, E, G, H and J. All other copyrights are reserved to their respective owners. Copyright ©1993-2001 UB Foundation Activities, Inc. for the FIM Data Set, Measurement Scale, Impairment Codes, and refinements thereto for the IRF-PAI, and for the Guide for the Uniform Data Set for Medical Rehabilitation, as incorporated or referenced herein. The FIM mark is owned by UBFA, Inc.

ICD-9-CM Code	Abbreviated Code Title	Tier 1**	Tier 2**	Tier 3**	Excluded RIC***
567.9	PERITONITIS NOS	0	0	1	--
569.60	COLSTOMY/ENTER COMP NOS	0	0	1	--
569.61	COLOSTY/ENTEROST INFECTN	0	0	1	--
569.69	COLSTMY/ENTEROS COMP NEC	0	0	1	--
569.83	PERFORATION OF INTESTINE	0	0	1	--
569.85	ANGIO INTES W HMRHG	0	0	1	--
570.	ACUTE NECROSIS OF LIVER	0	0	1	--
572.0	ABSCESS OF LIVER	0	0	1	--
572.4	HEPATORENAL SYNDROME	0	0	1	--
573.4	HEPATIC INFARCTION	0	0	1	--
575.4	PERFORATION GALLBLADDER	0	0	1	--
576.3	PERFORATION OF BILE DUCT	0	0	1	--
577.2	PANCREAT CYST/PSEUDOCYST	0	0	1	--
580.0	AC PROLIFERAT NEPHRITIS	0	0	1	--
580.4	AC RAPIDLY PROGR NEPHRIT	0	0	1	--
580.81	AC NEPHRITIS IN OTH DIS	0	0	1	--
580.89	ACUTE NEPHRITIS NEC	0	0	1	--
580.9	ACUTE NEPHRITIS NOS	0	0	1	--
583.4	RAPIDLY PROG NEPHRIT NOS	0	0	1	--
584.5	LOWER NEPHRON NEPHROSIS	0	0	1	--
584.6	AC RENAL FAIL, CORT NECR	0	0	1	--
584.7	AC REN FAIL, MEDULL NECR	0	0	1	--
584.8	AC RENAL FAILURE NEC	0	0	1	--
584.9	ACUTE RENAL FAILURE NOS	0	0	1	--
590.2	RENAL/PERIRENAL ABSCESS	0	0	1	--
596.6	BLADDER RUPT, NONTRAUM	0	0	1	--
659.30	SEPTICEMIA IN LABOR-UNSP	0	0	1	--
659.31	SEPTICEM IN LABOR-DELIV	0	0	1	--
665.00	PRELABOR RUPT UTER-UNSP	0	0	1	--
665.01	PRELABOR RUPT UTERUS-DEL	0	0	1	--
665.03	PRELAB RUPT UTER-ANTEPAR	0	0	1	--
665.10	RUPTURE UTERUS NOS-UNSP	0	0	1	--
665.11	RUPTURE UTERUS NOS-DELIV	0	0	1	--
669.10	OBSTETRIC SHOCK-UNSPEC	0	0	1	03
669.11	OBSTETRIC SHOCK-DELIVER	0	0	1	03

Copyright ©2001, 2002 UB Foundation Activities, Inc. (UBFA, Inc.) for compilation rights; no copyrights claimed in U.S. Government works included in Section I, portions of Section IV, Appendices I and K, and portions of Appendices B, C, E, G, H and J. All other copyrights are reserved to their respective owners. Copyright ©1993-2001 UB Foundation Activities, Inc. for the FIM Data Set, Measurement Scale, Impairment Codes, and refinements thereto for the IRF-PAI, and for the Guide for the Uniform Data Set for Medical Rehabilitation, as incorporated or referenced herein. The FIM mark is owned by UBFA, Inc.

ICD-9-CM Code	Abbreviated Code Title	Tier 1**	Tier 2**	Tier 3**	Excluded RIC***
669.12	OBSTET SHOCK-DELIV W P/P	0	0	1	03
669.13	OBSTETRIC SHOCK-ANTEPAR	0	0	1	03
669.14	OBSTETRIC SHOCK-POSTPART	0	0	1	03
669.30	AC REN FAIL W DELIV-UNSP	0	0	1	--
669.32	AC REN FAIL-DELIV W P/P	0	0	1	--
669.34	AC RENAL FAILURE-POSTPAR	0	0	1	--
673.00	OB AIR EMBOLISM-UNSPEC	0	0	1	01
673.01	OB AIR EMBOLISM-DELIVER	0	0	1	01
673.02	OB AIR EMBOL-DELIV W P/P	0	0	1	01
673.03	OB AIR EMBOLISM-ANTEPART	0	0	1	01
673.04	OB AIR EMBOLISM-POSTPART	0	0	1	01
673.10	AMNIOTIC EMBOLISM-UNSPEC	0	0	1	01
673.11	AMNIOTIC EMBOLISM-DELIV	0	0	1	01
673.12	AMNIOT EMBOL-DELIV W P/P	0	0	1	01
673.13	AMNIOTIC EMBOL-ANTEPART	0	0	1	01
673.14	AMNIOTIC EMBOL-POSTPART	0	0	1	01
673.20	OB PULM EMBOL NOS-UNSPEC	0	0	1	15
673.22	PULM EMBOL NOS-DEL W P/P	0	0	1	15
673.23	PULM EMBOL NOS-ANTEPART	0	0	1	15
673.24	PULM EMBOL NOS-POSTPART	0	0	1	15
673.30	OB PYEMIC EMBOL-UNSPEC	0	0	1	03
673.31	OB PYEMIC EMBOL-DELIVER	0	0	1	03
673.32	OB PYEM EMBOL-DEL W P/P	0	0	1	03
673.33	OB PYEMIC EMBOL-ANTEPART	0	0	1	03
673.34	OB PYEMIC EMBOL-POSTPART	0	0	1	03
673.80	OB PULMON EMBOL NEC-UNSP	0	0	1	15
673.81	PULMON EMBOL NEC-DELIVER	0	0	1	15
673.82	PULM EMBOL NEC-DEL W P/P	0	0	1	15
673.83	PULMON EMBOL NEC-ANTEPAR	0	0	1	15
673.84	PULMON EMBOL NEC-POSTPAR	0	0	1	15
674.00	PUERP CEREBVASC DIS-UNSP	0	0	1	01,03
765.01	EXTREME IMMATUR <500G	0	0	1	--
765.02	EXTREME IMMATUR 500-749G	0	0	1	--
765.03	EXTREME IMMATUR 750-999G	0	0	1	--
781.7	TETANY	0	0	1	06

Copyright ©2001, 2002 UB Foundation Activities, Inc. (UBFA, Inc.) for compilation rights; no copyrights claimed in U.S. Government works included in Section I, portions of Section IV, Appendices I and K, and portions of Appendices B, C, E, G, H and J. All other copyrights are reserved to their respective owners. Copyright ©1993-2001 UB Foundation Activities, Inc. for the FIM Data Set, Measurement Scale, Impairment Codes, and refinements thereto for the IRF-PAI, and for the Guide for the Uniform Data Set for Medical Rehabilitation, as incorporated or referenced herein. The FIM mark is owned by UBFA, Inc.

ICD-9-CM Code	Abbreviated Code Title	Tier 1**	Tier 2**	Tier 3**	Excluded RIC***
785.51	CARDIOGENIC SHOCK	0	0	1	14
785.59	SHOCK W/O TRAUMA NEC	0	0	1	--
799.1	RESPIRATORY ARREST	0	0	1	15
958.0	AIR EMBOLISM	0	0	1	02,03
958.1	FAT EMBOLISM	0	0	1	02,03
958.5	TRAUMATIC ANURIA	0	0	1	--
996.02	MALFUNC PROSTH HRT VALVE	0	0	1	14
996.61	REACT-CARDIAC DEV/GRAFT	0	0	1	14
996.62	REACT-OTH VASC DEV/GRAFT	0	0	1	--
996.63	REACT-NERV SYS DEV/GRAFT	0	0	1	--
996.66	REACT-INTER JOINT PROST	0	0	1	08
996.67	REACT-OTH INT ORTHO DEV	0	0	1	09
996.69	REACT-INT PROS DEVIC NEC	0	0	1	09
997.62	INFECTION AMPUTAT STUMP	0	0	1	09,10,11
998.0	POSTOPERATIVE SHOCK	0	0	1	--
998.3	POSTOP WOUND DISRUPTION	0	0	1	--
998.6	PERSIST POSTOP FISTULA	0	0	1	--
999.1	AIR EMBOL COMP MED CARE	0	0	1	03
V49.75	STATUS AMPUT BELOW KNEE	0	0	1	10
V49.76	STATUS AMPUT ABOVE KNEE	0	0	1	10
V49.77	STATUS AMPUT HIP	0	0	1	10

* Denotes this is a category rather than a code.

** A "1" identifies the particular tier to which the ICD-9-CM code belongs.

*** This column identifies those RICs for which the ICD-9-CM code is excluded from the associated tiers.

APPENDIX D

SAMPLE CASE STUDIES

PRACTICE CASE STUDY #1

Name: Mr. G. **Patient Code:** 999-88-9999

Mr. G. is a 72-year-old white male. He is married and lives with his wife. He is English-speaking.

Mr. G. fell down a flight of stairs and was admitted to General Hospital on 11/20/00 with confused sensorium and incomplete motor and sensory tetraplegia due to a fracture dislocation at C6-7. The majority of key muscles had a grade of 3 and 4. There was no loss of consciousness. He had cervical traction applied. An emergency room CT scan of the head showed a right parietal subdural hematoma. Burrhole evacuation of the subdural hematoma was performed under local anesthesia. Two days later the cervical spine was reduced and fused posteriorly.

He was transferred to the rehabilitation unit on 11/30/00. Functional assessment **on admission** to rehabilitation is as follows:

Eating

Mr. G. eats a regular diet after the helper applies a universal cuff and scoops each spoonful of food onto Mr. G.'s spoon. Mr. G. brings the food from the plate into his mouth. He chews and swallows the food without difficulty.

Grooming

Mr. G. washes his left hand after having a wash mitt applied to his right hand. Mr. G. also washes his face, combs his hair, and brushes his teeth. The helper washes his right hand and assists him with shaving.

Bathing

Mr. G. washes, rinses and dries his chest and left arm. The helper completes the rest of the bath.

Dressing - Upper Body

Mr. G. typically wears a pullover sweatshirt. The helper places the shirt over Mr. G.'s head and threads both his arms. Mr. G. then leans forward so the helper can pull the shirt down over his trunk.

Dressing - Lower Body

Mr. G. usually wears sweat pants with an elastic waist, antiembolic stockings, socks and sneakers. The helper applies his antiembolic stockings and then threads both pant legs to Mr. G.'s knees. Mr. G. then shifts from side to side so the helper can pull the pants up over his hips. The helper then puts on Mr. G.'s socks and sneakers.

Copyright ©2001, 2002 UB Foundation Activities, Inc. (UBFA, Inc.) for compilation rights; no copyrights claimed in U.S. Government works included in Section I, portions of Section IV, Appendices I and K, and portions of Appendices B, C, E, G, H and J. All other copyrights are reserved to their respective owners. Copyright ©1993-2001 UB Foundation Activities, Inc. for the FIM Data Set, Measurement Scale, Impairment Codes, and refinements thereto for the IRF-PAI, and for the Guide for the Uniform Data Set for Medical Rehabilitation, as incorporated or referenced herein. The FIM mark is owned by UBFA, Inc.

Toileting

Mr. G. shifts from side to side as the helper adjusts Mr. G.'s clothing before and after his intermittent catheterizations and bowel movements. Mr. G. wipes himself.

Bladder Management

Mr. G. is on a bladder training program and empties his bladder through an intermittent catheterization program. Mr. G. is dependent on the staff to perform the intermittent catheterization procedure. Mr. G. does not have accidents.

Bowel Management

Mr. G. is not on a bowel program, but has had episodes of incontinence requiring assistance from a helper. He has had 3 accidents during the past 7 days.

Transfers: Bed, Chair, Wheelchair

Mr. G. requires assistance from two staff members to get into and out of bed.

Transfers: Toilet

Mr. G. requires help from two staff members to get on and off the toilet.

Transfers: Tub/Shower

Mr. G. does not perform bath or shower transfers. He bathes in bed each morning.

Walk/Wheelchair

Mr. G. does not walk. The helper pushes Mr. G. in the wheelchair. The therapist expects Mr. G. to walk by discharge.

Stairs

Stair climbing has not been attempted because of risk of injury.

Comprehension

Mr. G. consistently understands questions that the staff asks him about routine everyday matters such as meals and need for pain medication. He watches television programs, but cannot understand abstract information such as the plot of a movie, current events, or humor.

Expression

Mr. G. consistently expresses information about daily needs clearly, but cannot discuss abstract information such as financial and insurance matters. He expresses such things as menu choices, and makes statements about activities in which he is involved during occupational and physical therapy.

Social Interaction

Mr. G. is cooperative with staff during therapy, and participates in all activities. He interacts appropriately and has had no inappropriate behaviors or outbursts.

Problem Solving

Mr. G. consistently recognizes and solves routine problems, such as asking for help when unable to reach something, or putting on his call light when he needs help, but he cannot make decisions about such things as household finances, discharge plans, or transportation arrangements.

Memory

Mr. G. recognizes the rehab staff who treat him but cannot always recall their names. He can list his daily activities to the staff. He responds to requests appropriately, but needs repetition (less than 10% of the time) in a stressful or unfamiliar circumstance.

At discharge, the functional assessment is as follows:

Eating

Mr. G. eats by himself after the helper opens cartons and cuts up his meat.

Grooming

He combs his hair and brushes his teeth by himself. He washes his hands and face using a wash mitt without difficulty. He begins shaving by himself, but he needs assistance to shave under his chin.

Bathing

He washes in the tub using a tub bench and hand-held shower. He needs the water temperature and pressure adjusted and help to wash both lower legs (including the feet).

Dressing - Upper Body

The helper sets out Mr. G.'s clothing. Mr. G. typically wears a sweatshirt on his upper body. He threads both the left and right arms, and then pulls the sweatshirt over his head and down over his trunk.

Dressing - Lower Body

Mr. G. threads his left and right legs and pulls up the right and left side of his underwear and pants over his hips. The helper then puts on both of Mr. G.'s socks and both of his shoes. Mr. G. no longer wears anti-embolic stockings.

Toileting

Mr. G. wipes himself and adjusts his clothing before and after using the toilet. He does these tasks independently, but holds onto a grab bar to maintain his balance.

Bladder Management

Mr. G. no longer requires intermittent catheterizations at discharge. However, he does require medication to prevent urinary retention. He uses the toilet during the day, but prefers to use a urinal at night (which nursing staff empties). He has had one accident in the past 3 days requiring assistance from nursing for changing of linen and clothing.

Bowel Management

Mr. G. has developed better control of bowel function using a suppository every other day. He positions himself in bed and inserts the suppository. After breakfast, he ambulates to the bathroom and uses the toilet. Mr. G. has had no episodes of bowel incontinence (soiling linen and clothing) in the past seven days.

Transfers: Bed, Chair, Wheelchair

Mr. G. gets in and out of bed by himself, but needs someone present to supervise the transfer because of the height of the bed.

Transfers: Toilet

In the bathroom, he is able to transfer to the toilet using a grab bar. He no longer requires supervision during this transfer.

Transfers: Tub/Shower

Mr. G. transfers onto the tub bench by himself, but requests supervision for getting out of the tub because of the wet surfaces.

Walk/Wheelchair

Mr. G. walks over 150 feet (over 50 meters) using Lofstrand crutches in a safe and timely manner.

Stairs

Mr. G. goes up and down four stairs with touching assistance of one therapist for balance.

Comprehension

Mr. G. understands all information about activities of daily living. He watches the news every night and understands complex and abstract information. Mr. G. understands the social worker without difficulty when she discusses insurance coverage for his hospitalization.

Expression

He speaks with friends about common interests of all kinds and has begun discussing discharge plans. He talks about current events and often jokes appropriately with the nursing staff.

Social Interaction

Mr. G. is very cooperative with the rehab staff.

Problem Solving

Mr. G. has become involved in his discharge planning. He is coordinating the delivery of equipment to his home prior to his discharge. He has made his own arrangements for returning to the hospital for a follow-up appointment. The social worker has met with Mr. G. twice during his last week at the hospital.

Memory

Mr. G. has no difficulty recognizing the nurses or therapists. He is always in the therapy gym at least 5 minutes before his therapy sessions without any reminders from the hospital staff. He remembers three-step unrelated commands without repetition.

ANSWERS AND RATIONALE FOR PRACTICE CASE STUDY #1

ADMISSION FIM™ SCORES

Item	Score	Rationale
Eating	3	The helper scoops each spoonful of food onto the utensil. Mr. G. brings food up to his mouth, chews and swallows the food - Moderate Assistance.
Grooming	3	Mr. G. completes 3 of 5 (60%) tasks independently, needs help with 2 – Moderate Assistance.
Bathing	1	Mr. G. washes and dries his left chest and arm only. Less than 25% of the effort - Total Assistance.
Dressing-UB	1	Mr. G. leans forward only as the helper dresses him. Less than 25% of the effort - Total Assistance.
Dressing-LB	1	Mr. G. shifts from side to side only as the helper dresses him. Less than 25% of the effort - Total Assistance.
Toileting	2	Mr. G. shifts from side to side only as the helper adjusts Mr. G.'s pants. Perineal hygiene is performed by Mr. G. – Maximal Assistance.
Bladder Mgmt	1	The staff does intermittent catheterizations and requires assistance from nursing. - Total Assistance.
Bowel Mgmt	1	Mr. G. has had 3 accidents over the past 3 days requiring clean up by nursing. - Total Assistance.
Trans: B,C,WC	1	Two staff are required to get Mr. G. into and out of bed - Total Assistance.
Trans: Toilet	1	Two staff are required to get Mr. G. on and off the toilet - Total Assistance.
Trans: T or S	0	Activity does not occur.
Walk/WChair	0	Activity does not occur. The score for walking is used because Mr. G. is expected to walk at discharge.
Stairs	0	Activity does not occur.
Comprehens	5	Mr. G. understands conversation about daily activities consistently, but not complex/abstract information - Standby Prompting.
Expression	5	Mr. G. expresses routine needs clearly, but not complex/abstract information - Standby Prompting.
Soc Inter	7	Mr. G. is cooperative with staff and needs no redirection. He interacts appropriately – Complete Independence.
Prob Solv	5	Mr. G. recognizes and solves routine problems consistently, but cannot handle complex problems - Supervision/Standby Prompting.
Memory	5	Mr. G. recognizes therapists, lists his daily activities, follows two thoughts or activities, needs prompting in stressful or unfamiliar circumstances less than 10% of the time– Supervision/Standby Prompting.

ANSWERS AND RATIONALE FOR PRACTICE CASE STUDY #1

DISCHARGE FIM™ SCORES

Item	Score	Rationale
Eating	5	The helper provides setup assistance (cutting up meat and opening containers) only. Mr. G. then eats by himself – Setup.
Grooming	4	Mr. G. is independent with four of the five grooming activities. The helper shaves Mr. G. under the chin only - Minimal Assistance.
Bathing	4	The helper washes Mr. G.'s lower legs only - Minimal Assistance.
Dressing-UB	5	The helper provides setup assist only (setting out clothes) – Setup.
Dressing-LB	3	Mr. G. is independent in putting on his underwear and pants. He needs help putting on both socks and both shoes - Moderate Assistance.
Toileting	6	Mr. G. uses a grab bar (device) during toileting tasks - Modified Independence.
Bladder Mgmt	1	Staff empties his urinal at night (level 5). Mr. G. is also on medication (level 6). He has had 1 accident in the past 3 days requiring clean up by nursing (level 1) Total Assistance.
Bowel Mgmt	6	Mr. G. inserts his own suppository after positioning himself (level 6). Mr. G. has had no episodes of incontinence - Modified Independence.
Trans: B,C,WC	5	The helper supervises Mr. G.'s transfers into and out of bed - Supervision.
Trans: Toil	6	Mr. G. uses a grab bar for independent toilet transfers - Modified Independence.
Trans: T or S	5	The helper supervises transfer out of tub due to wet surface - Supervision.
Walk/WChair	6	Mr. G. walks over 150 feet (50 meters) with Lofstrand crutches (assistive device) - Modified Independence.
Stairs	2	Mr. G. walks up and down 4 stairs with touching assistance from one person - Maximal Assistance.
Comprehens	7	Mr. G. understands routine and complex information without difficulty - Complete Independence.
Expression	7	Mr. G. expresses routine and complex information without difficulty - Complete Independence.
Soc Inter	7	Mr. G. is cooperative with staff. He has had no inappropriate behaviors - Complete Independence.
Prob Solv	7	Mr. G. solves routine and complex problems independently - Complete Independence.
Memory	7	Mr. G. remembers the staff and his daily routine. Executes requests

Copyright ©2001, 2002 UB Foundation Activities, Inc. (UBFA, Inc.) for compilation rights; no copyrights claimed in U.S. Government works included in Section I, portions of Section IV, Appendices I and K, and portions of Appendices B, C, E, G, H and J. All other copyrights are reserved to their respective owners. Copyright ©1993-2001 UB Foundation Activities, Inc. for the FIM Data Set, Measurement Scale, Impairment Codes, and refinements thereto for the IRF-PAI, and for the Guide for the Uniform Data Set for Medical Rehabilitation, as incorporated or referenced herein. The FIM mark is owned by UBFA, Inc.

without repetition - Complete Independence.

PRACTICE CASE STUDY #2

Name: Mr. H. **Patient Code:** 969-99-9999

Mr. H., a 77-year-old white male, was admitted to General Hospital at 11:00 a.m. on 1/30/01. Mr. H. is a retired accountant, widowed approximately five years, who lives alone in a second-story apartment. He has had adult-onset diabetes for 10 years and has a history of hypertension.

His neighbor explained that during the past few days Mr. H. complained of tingling sensations (paresthesias) in his extremities, dizziness, shortness of breath, and an overall tired or weak feeling. Mr. H. was discovered unconscious on his bedroom floor at 10:15 a.m. on the day of admission. Insulin reaction was ruled out as the cause of the patient's admission condition since blood glucose was 220. The patient's primary care physician informed the admitting physician that Mr. H. had previously suffered congestive heart failure.

The primary findings on physical examination at admission included ability to respond to questions with eye movements but inability to speak, flaccid paralysis of his right extremities, pain, numbness and impaired sensation on the right side of the body, dysphagia, and a diminished gag reflex.

Remarkable laboratory findings: elevated cholesterol and triglycerides, hyperglycemia.

Diagnosis: Left brain stroke due to atherosclerosis, resulting in right body hemiplegia.

After five days, the insulin dose was stabilized, and urine output through an indwelling catheter was adequate. A nasogastric feeding tube was in place. Mr. H. was transferred to the rehabilitation unit on 2/4/01.

Functional assessment **on admission** to rehabilitation is as follows:

Eating

Mr. H. is NPO; staff administers continuous nasogastric feeds.

Grooming

After he is handed a washcloth, Mr. H. washes his face, but requires the staff to wash his hands, comb his hair, shave him and do oral care (brush teeth).

Bathing

Mr. H. uses a bath mitt and washes his right arm, chest and right upper leg. A helper completes the rest of bathing for him.

Dressing-Upper Body

Mr. H. typically wears a sweatshirt; he requires a helper to thread both sleeves. Mr. H.

Copyright ©2001, 2002 UB Foundation Activities, Inc. (UBFA, Inc.) for compilation rights; no copyrights claimed in U.S. Government works included in Section I, portions of Section IV, Appendices I and K, and portions of Appendices B, C, E, G, H and J. All other copyrights are reserved to their respective owners. Copyright ©1993-2001 UB Foundation Activities, Inc. for the FIM Data Set, Measurement Scale, Impairment Codes, and refinements thereto for the IRF-PAI, and for the Guide for the Uniform Data Set for Medical Rehabilitation, as incorporated or referenced herein. The FIM mark is owned by UBFA, Inc.

pulls the shirt over his head. He requires a helper to pull the shirt down and to adjust it.

Dressing-Lower Body

Mr. H. wears antiembolic stockings, underwear, pants and shoes. He turns side to side as staff pulls his pants and underwear up. A helper applies the antiembolic stockings.

Toileting

Mr. H. is dependent on staff to pull his pants up and down and to provide perineal hygiene.

Bladder Management

Mr. H. has an indwelling catheter which is managed by the nursing staff.

Bowel Management

Mr. H. has been on a bowel program and has had 2 bowel accidents (soiling linen and clothing) in the past 3 days. The nursing staff changes Mr. H. after each episode of incontinence.

Transfers: Bed, Chair, Wheelchair; Transfers: Toilet; Transfers: Tub or Shower

Transfers out of bed to a chair are accomplished with use of a mechanical lift and two helpers. He does not transfer to a toilet or to a tub or shower.

Walk/Wheelchair

Mr. H. does not ambulate. He manages to propel a wheelchair 30 feet. The therapist expects Mr. H. to walk upon discharge.

Stairs

His ability to manage stairs is not assessed because of the risk of injury.

Comprehension

When asked such questions as: "Do you want another pillow?", "Are you comfortable?" and "Do you want to get back to bed?"- he signifies a positive response by nodding his head. When asked simple questions such as: "Is this 2001?", "Are you in a hospital?"- he gives correct responses. He is unable to understand complex or abstract questions.

Expression

Mr. H. expresses himself with difficulty. He uses single words such as "tired," "yes" and "pain".

Social Interaction

Mr. H. is cooperative with staff and visitors, and participates in therapy each day.

Problem Solving

Mr. H. manages to solve simple problems but cannot solve complex problems.

Memory

He recognizes his primary nurse and therapists most of the time, and appears to remember his routine therapy exercises and executes requests such as remembering numbers and commands, just over half of the time.

Functional assessment **on discharge** from rehabilitation is as follows:

Eating

Mr. H. no longer requires tube feedings. He feeds himself after the helper cuts up his meat and opens his milk cartons.

Grooming

He washes his hands and face after a towel and washcloth are placed in front of him. He removes his dentures and places them in his denture cup. The helper opens the packet of denture cleanser, and then Mr. H. puts the cleansing tablet into the denture cup. He shaves himself using an electric razor. The helper plugs in the shaver and places it within his reach. The helper combs his hair, as Mr. H. has limited range of motion.

Bathing

Mr. H. bathes in the tub on most days. He uses a hand-held shower and a tub bench. The helper adjusts the water temperature before Mr. H. gets into the tub. He needs help only to wash and dry his feet.

Dressing - Upper Body

A helper gathers Mr. H.'s clothes together and brings them to him each morning. His typical clothing is an undershirt and front-buttoning shirt. He puts on his undershirt and shirt by himself, but needs assistance to button his shirt.

Dressing - Lower Body

The helper starts to put on Mr. H.'s underwear by threading the left and right legs. Mr. H. then pulls the underwear up over his left and right hips. The helper then threads the left and right pant legs. Mr. H. pulls his pants up over his hips. The helper then zips up the pants. The helper puts on both socks and left shoe. Mr. H. dons his right shoe.

Toileting

Mr. H. pulls his pants down before using the toilet. After Mr. H. voids, the helper provides perineal hygiene. Mr. H. then pulls up his pants, with the helper providing assistance to zipper his pants only.

Bladder Management

During the day, Mr. H. voids independently. At night, he uses a urinal. The nurses leave the urinal at his bedside, and empty it for him. Mr. H. has had three accidents in the past 3 days requiring nursing to clean up and change linen and clothing.

Bowel Management

A satisfactory bowel program has been established using a stool softener. He has had no bowel accidents.

Transfer: Bed, Chair, Wheelchair

Mr. H.'s transfers in and out of bed are supervised.

Transfer: Toilet

Mr. H. transfers to the toilet while holding onto a grab bar. A nurse always supervises his transfers.

Transfer: Tub/Shower

A helper supervises Mr. H.'s transfer into the tub. Once he completes bathing, he puts on his call light. He then transfers out of the tub as the helper provides steady assistance.

Walk/Wheelchair

Mr. H. walks over 150 feet (50 meters) with a walker and with supervision from a helper.

Stairs

He goes up and down a full flight of stairs (12 stairs) while holding onto a handrail, with the steady assistance of one person.

Comprehension

Mr. H. understands information discussed in a group. He has had no difficulty understanding information about activities of daily living, discharge plans and financial affairs.

Expression

He expresses his basic needs using brief phrases. He becomes very frustrated when he understands complex information about his discharge plans and his financial status, but is unable to speak fluently or clearly and thus is unable to express complex information. Mr. H. expresses his basic needs over 90% of the time.

Social Interaction

He is actively involved in therapy sessions, appears to enjoy recreation (e.g., cards, bingo, "exercise to music," activities) and is congenial toward staff, visitors and fellow patients.

Problem Solving

Mr. H. handles his personal finances and pays for his television and newspapers. He manages his own medication program with ease.

Memory

Mr. H. refers to his therapists by name, is aware of his daily routine, and can remember a three-step unrelated command without difficulty. He does not have any difficulty with his memory.

ANSWERS AND RATIONALE FOR PRACTICE CASE STUDY #2

ADMISSION FIM™ SCORES

Item	Score	Rationale
Eating	1	The staff administers the NG feedings - Total Assistance.
Grooming	1	Mr. H. performs 1 of the 5 tasks (20%) - Total Assistance.
Bathing	2	Mr. H. is able to bathe 3 out of 10 body parts (30%) - Maximal Assistance.
Dressing-UB	2	Mr. H. is dependent on a helper; only pulls shirt over his head - Maximal Assistance.
Dressing-LB	1	Mr. H. is dependent on a helper; does less than 25% - Total Assistance.
Toileting	1	Mr. H. is dependent on a helper - Total Assistance.
Bladder Mgmt	1	The staff manages the indwelling catheter - Total Assistance.
Bowel Mgmt	1	Mr. H. is incontinent of stool, soiling linen and clothing twice in the past 3 days. Total Assistance.
Trans: B,C,WC	1	Mr. H. needs two staff members to get into and out of bed - Total Assistance.
Trans: Toil	0	Activity does not occur.
Trans: T or S	0	Activity does not occur.
Walk/WChair	0	Mr. H. is able to propel a wheelchair only 30 feet – Total Assistance (1). Ambulation did not occur and is expected to be the mode at discharge - 0 - Activity did not occur.
Stairs	0	Activity does not occur.
Comprehens	5	Mr. H. understands conversations about daily activities, but not complex/abstract information - Standby Prompting.
Expression	2	Mr. H. is able to say single words - Maximal Prompting.
Soc Inter	7	Mr. H. acts appropriately and participates in therapy – Complete Independence.
Prob Solv	5	Mr. H. is able to solve simple problems but unable to solve complex problems – Supervision.
Memory	3	Mr. H. recognizes therapists most of the time, and remembers his therapy routines just over half of the time - Moderate Assistance.

ANSWERS AND RATIONALE FOR PRACTICE CASE STUDY #2

DISCHARGE FIM™ SCORES

Item	Score	Rationale
Eating	5	The helper provides setup assistance (cutting up meat and opening containers) only. Mr. H. then eats by himself – Setup.
Grooming	4	Mr. H. is independent with four of the five grooming tasks after setup assistance. Mr. H. needs help combing his hair - Minimal Assistance.
Bathing	4	Mr. H. bathes himself except for his feet (80%). - Minimal Contact Assistance.
Dressing-UB	4	Mr. H. puts on his own undershirt and shirt. The helper assists with buttoning the shirt only - Minimal Contact Assistance.
Dressing-LB	2	The helper threads Mr. H.'s underwear and pants. Mr. H. pulls up his underwear and pants. The helper puts on his socks and left shoe. Mr. H. dons his right shoe - Maximal Assistance.
Toileting	3	Mr. H. is dependent with perineal hygiene and zipping up the pants. He pulls his pants up and down - Moderate Assistance.
Bladder Mgmt	1	Mr. H. uses a urinal after setup (level 5). Mr. H. has had 3 accidents in the past 3 days requiring assistance from nursing(level 3). - Total Assistance.
Bowel Mgmt	6	Mr. H. uses stool softeners for bowel management (level 6). He is not incontinent of stool (level 7). Record lower score - Modified Independence.
Trans: B,C,WC	5	The helper supervises Mr. H.'s bed-chair transfers – Supervision.
Trans: Toile	5	The helper supervises Mr. H.'s toilet transfers – Supervision.
Trans: T or S	4	The helper provides steadying assistance during the transfer out of the tub - Minimal Contact Assistance.
Walk/WChair	5	Mr. H. walks 150 feet (50 meters) with a walker (assistive device) and supervision by a helper – Supervision.
Stairs	4	Mr. H. walks up and down a full flight of stairs with steadying assistance of one person - Minimal Contact Assistance.
Comprehens	7	Mr. H. understands complex/abstract information - Complete Independence.
Expression	5	Mr. H. expresses basic information over 90% of the time. He does not express complex or abstract information - Standby Prompting.
Soc Inter	7	Mr. H. is cooperative with staff. He has had no inappropriate behaviors - Complete Independence.
Prob Solv	7	Mr. H. solves routine/complex problems without difficulty - Complete Independence.
Memory	7	Mr. H. remembers the staff and his daily routine. Executes requests without repetition – Complete Independence.

Copyright ©2001, 2002 UB Foundation Activities, Inc. (UBFA, Inc.) for compilation rights; no copyrights claimed in U.S. Government works included in Section I, portions of Section IV, Appendices I and K, and portions of Appendices B, C, E, G, H and J. All other copyrights are reserved to their respective owners. Copyright ©1993-2001 UB Foundation Activities, Inc. for the FIM Data Set, Measurement Scale, Impairment Codes, and refinements thereto for the IRF-PAI, and for the Guide for the Uniform Data Set for Medical Rehabilitation, as incorporated or referenced herein. The FIM mark is owned by UBFA, Inc.

Appendix E

IRF PAI Coding Form

INPATIENT REHABILITATION FACILITY - PATIENT ASSESSMENT INSTRUMENT

Identification Information*

1. Facility Information
 - A. Facility Name _____
 - _____
 - _____
 - B. Facility Medicare Provider Number _____
2. Patient Medicare Number _____
3. Patient Medicaid Number _____
4. Patient First Name _____
- 5A. Patient Last Name _____
- 5B. Patient Identification Number _____
6. Birth Date _____

MM / DD / YYYY
7. Social Security Number _____
8. Gender (1 - Male; 2 - Female) _____
9. Race/Ethnicity (Check all that apply)

American Indian or Alaska Native	A. _____
Asian	B. _____
Black or African American	C. _____
Hispanic or Latino	D. _____
Native Hawaiian or Other Pacific Islander	E. _____
White	F. _____
10. Marital Status _____
 (1 - Never Married; 2 - Married; 3 - Widowed;
 4 - Separated; 5 - Divorced)
11. Zip Code of Patient's Pre-Hospital Residence _____

Admission Information*

12. Admission Date _____

MM / DD / YYYY
13. Assessment Reference Date _____

MM / DD / YYYY
14. Admission Class _____
 (1 - Initial Rehab; 2 - Evaluation; 3 - Readmission;
 4 - Unplanned Discharge; 5 - Continuing Rehabilitation)
15. Admit From _____
 (01 - Home; 02 - Board & Care; 03 - Transitional Living;
 04 - Intermediate Care; 05 - Skilled Nursing Facility;
 06 - Acute Unit of Own Facility; 07 - Acute Unit of Another
 Facility; 08 - Chronic Hospital; 09 - Rehabilitation Facility;
 10 - Other; 12 - Alternate Level of Care Unit; 13 - Subacute
 Setting; 14 - Assisted Living Residence)
16. Pre-Hospital Living Setting _____
 (Use codes from item 15 above)
17. Pre-Hospital Living With _____
 (Code only if item 16 is 01 - Home;
 Code using 1 - Alone; 2 - Family/Relatives;
 3 - Friends; 4 - Attendant; 5 - Other)
18. Pre-Hospital Vocational Category _____
 (1 - Employed; 2 - Sheltered; 3 - Student;
 4 - Homemaker; 5 - Not Working; 6 - Retired for
 Age; 7 - Retired for Disability)
19. Pre-Hospital Vocational Effort _____
 (Code only if item 18 is coded 1 - 4; Code using
 1 - Full-time; 2 - Part-time; 3 - Adjusted Workload)

Payer Information*

20. Payment Source
 - A. Primary Source _____
 - B. Secondary Source _____

(01 - Blue Cross; 02 - Medicare non-MCO;
 03 - Medicaid non-MCO; 04 - Commercial Insurance;
 05 - MCO HMO; 06 - Workers' Compensation;
 07 - Crippled Children's Services; 08 - Developmental
 Disabilities Services; 09 - State Vocational Rehabilitation;
 10 - Private Pay; 11 - Employee Courtesy;
 12 - Unreimbursed; 13 - CHAMPUS; 14 - Other;
 15 - None; 16 - No-Fault Auto Insurance;
 51 - Medicare MCO; 52 - Medicaid MCO)

Medical Information*

21. Impairment Group _____

	Admission	Discharge
--	-----------	-----------

 Condition requiring admission to rehabilitation; code according to Appendix A, attached.
22. Etiologic Diagnosis _____
 (Use an ICD-9-CM code to indicate the etiologic problem that led to the condition for which the patient is receiving rehabilitation)
23. Date of Onset of Impairment _____

MM / DD / YYYY
24. Comorbid Conditions; Use ICD-9-CM codes to enter up to ten medical conditions

A. _____	B. _____
C. _____	D. _____
E. _____	F. _____
G. _____	H. _____
I. _____	J. _____

Medical Needs

25. Is patient comatose at admission? _____
 0 - No, 1 - Yes
26. Is patient delirious at admission? _____
 0 - No, 1 - Yes
27. Swallowing Status _____

	Admission	Discharge
--	-----------	-----------

3 - Regular Food: solids and liquids swallowed safely without supervision or modified food consistency
 2 - Modified Food Consistency/Supervision: subject requires modified food consistency and/or needs supervision for safety
 1 - Tube/Parenteral Feeding: tube / parenteral feeding used wholly or partially as a means of sustenance
28. Clinical signs of dehydration _____

	Admission	Discharge
--	-----------	-----------

(Code 0 - No; 1 - Yes) e.g., evidence of oliguria, dry skin, orthostatic hypotension, somnolence, agitation

*The FIM data set, measurement scale and impairment codes incorporated or referenced herein are the property of U B Foundation Activities, Inc. ©1993, 2001 U B Foundation Activities, Inc. The FIM mark is owned by UBFA, Inc.

INPATIENT REHABILITATION FACILITY - PATIENT ASSESSMENT INSTRUMENT

Function Modifiers*

39. FIM™ Instrument*

Complete the following specific functional items prior to scoring the FIM™ Instrument:

	ADMISSION	DISCHARGE
29. Bladder Level of Assistance (Score using FIM Levels 1 - 7)	<input type="checkbox"/>	<input type="checkbox"/>
30. Bladder Frequency of Accidents (Score as below)	<input type="checkbox"/>	<input type="checkbox"/>
7 - No accidents 6 - No accidents; uses device such as a catheter 5 - One accident in the past 7 days 4 - Two accidents in the past 7 days 3 - Three accidents in the past 7 days 2 - Four accidents in the past 7 days 1 - Five or more accidents in the past 7 days		

Enter in Item 39G (Bladder) the lower (more dependent) score from Items 29 and 30 above.

	ADMISSION	DISCHARGE
31. Bowel Level of Assistance (Score using FIM Levels 1 - 7)	<input type="checkbox"/>	<input type="checkbox"/>
32. Bowel Frequency of Accidents (Score as below)	<input type="checkbox"/>	<input type="checkbox"/>
7 - No accidents 6 - No accidents; uses device such as an ostomy 5 - One accident in the past 7 days 4 - Two accidents in the past 7 days 3 - Three accidents in the past 7 days 2 - Four accidents in the past 7 days 1 - Five or more accidents in the past 7 days		

Enter in Item 39H (Bowel) the lower (more dependent) score of Items 31 and 32 above.

	ADMISSION	DISCHARGE
33. Tub Transfer	<input type="checkbox"/>	<input type="checkbox"/>
34. Shower Transfer	<input type="checkbox"/>	<input type="checkbox"/>

(Score Items 33 and 34 using FIM Levels 1 - 7; use 0 if activity does not occur) See training manual for scoring of Item 39K (Tub/Shower Transfer)

	ADMISSION	DISCHARGE
35. Distance Walked	<input type="checkbox"/>	<input type="checkbox"/>
36. Distance Traveled in Wheelchair	<input type="checkbox"/>	<input type="checkbox"/>

(Code items 35 and 36 using: 3 - 150 feet; 2 - 50 to 149 feet; 1 - Less than 50 feet; 0 - activity does not occur)

	ADMISSION	DISCHARGE
37. Walk	<input type="checkbox"/>	<input type="checkbox"/>
38. Wheelchair	<input type="checkbox"/>	<input type="checkbox"/>

(Score Items 37 and 38 using FIM Levels 1 - 7; 0 if activity does not occur) See training manual for scoring of Item 39L (Walk/Wheelchair)

	ADMISSION	DISCHARGE	GOAL
SELF-CARE			
A. Eating	<input type="checkbox"/>	<input type="checkbox"/>	<input type="checkbox"/>
B. Grooming	<input type="checkbox"/>	<input type="checkbox"/>	<input type="checkbox"/>
C. Bathing	<input type="checkbox"/>	<input type="checkbox"/>	<input type="checkbox"/>
D. Dressing - Upper	<input type="checkbox"/>	<input type="checkbox"/>	<input type="checkbox"/>
E. Dressing - Lower	<input type="checkbox"/>	<input type="checkbox"/>	<input type="checkbox"/>
F. Toileting	<input type="checkbox"/>	<input type="checkbox"/>	<input type="checkbox"/>
SPHINCTER CONTROL			
G. Bladder	<input type="checkbox"/>	<input type="checkbox"/>	<input type="checkbox"/>
H. Bowel	<input type="checkbox"/>	<input type="checkbox"/>	<input type="checkbox"/>
TRANSFERS			
I. Bed, Chair, Whlchair	<input type="checkbox"/>	<input type="checkbox"/>	<input type="checkbox"/>
J. Toilet	<input type="checkbox"/>	<input type="checkbox"/>	<input type="checkbox"/>
K. Tub, Shower	<input type="checkbox"/>	<input type="checkbox"/>	<input type="checkbox"/>
LOCOMOTION			
L. Walk/Wheelchair	<input type="checkbox"/>	<input type="checkbox"/>	<input type="checkbox"/>
M. Stairs	<input type="checkbox"/>	<input type="checkbox"/>	<input type="checkbox"/>
COMMUNICATION			
N. Comprehension	<input type="checkbox"/>	<input type="checkbox"/>	<input type="checkbox"/>
O. Expression	<input type="checkbox"/>	<input type="checkbox"/>	<input type="checkbox"/>
SOCIAL COGNITION			
P. Social Interaction	<input type="checkbox"/>	<input type="checkbox"/>	<input type="checkbox"/>
Q. Problem Solving	<input type="checkbox"/>	<input type="checkbox"/>	<input type="checkbox"/>
R. Memory	<input type="checkbox"/>	<input type="checkbox"/>	<input type="checkbox"/>

FIM LEVELS

No Helper

7 Complete Independence (Timely, Safely)

6 Modified Independence (Device)

Helper - Modified Dependence

5 Supervision (Subject = 100%)

4 Minimal Assistance (Subject = 75% or more)

3 Moderate Assistance (Subject = 50% or more)

Helper - Complete Dependence

2 Maximal Assistance (Subject = 25% or more)

1 Total Assistance (Subject less than 25%)

0 Activity does not occur; Use this code only at admission

*The FIM data set, measurement scale and impairment codes incorporated or referenced herein are the property of U B Foundation Activities, Inc. ©1993, 2001 U B Foundation Activities, Inc. The FIM mark is owned by UBFA, Inc.

INPATIENT REHABILITATION FACILITY - PATIENT ASSESSMENT INSTRUMENT

Discharge Information*

40. Discharge Date / /
MM / DD / YYYY
41. Patient discharged against medical advice? _____
(0 - No, 1 - Yes)
42. Program Interruption(s) _____
(0 - No; 1 - Yes)
43. Program Interruption Dates
(Code only if Item 42 is 1 - Yes)
- A. 1st Interruption Date B. 1st Return Date
MM / DD / YYYY MM / DD / YYYY
- C. 2nd Interruption Date D. 2nd Return Date
MM / DD / YYYY MM / DD / YYYY
- E. 3rd Interruption Date F. 3rd Return Date
MM / DD / YYYY MM / DD / YYYY
- 44A. Discharge to Living Setting _____
(01 - Home; 02 - Board and Care; 03 - Transitional Living; 04 - Intermediate Care; 05 - Skilled Nursing Facility; 06 - Acute Unit of Own Facility; 07 - Acute Unit of Another Facility; 08 - Chronic Hospital; 09 - Rehabilitation Facility; 10 - Other; 11 - Died; 12 - Alternate Level of Care Unit; 13 - Subacute Setting; 14 - Assisted Living Residence)
- 44B. Was patient discharged with Home Health Services? _____
(0 - No; 1 - Yes)
(Code only if Item 44A is 01 - Home, 02 - Board and Care, 03 - Transitional Living, or 14 - Assisted Living Residence)
45. Discharge to Living With _____
(Code only if Item 44A is 01 - Home; Code using 1 - Alone; 2 - Family / Relatives; 3 - Friends; 4 - Attendant; 5 - Other)
46. Diagnosis for Interruption or Death _____
(Code using ICD-9-CM code)
47. Complications during rehabilitation stay
(Use ICD-9-CM codes to specify up to six conditions that began with this rehabilitation stay)
- A. _____ B. _____
C. _____ D. _____
E. _____ F. _____

Quality Indicators

RESPIRATORY STATUS

(Score items 48 to 50 as 0 - No; 1 - Yes)

	Admission	Discharge
48. Shortness of breath with exertion	_____	_____
49. Shortness of breath at rest	_____	_____
50. Weak cough and difficulty clearing airway secretions	_____	_____

Quality Indicators

PAIN

51. Rate the highest level of pain reported by the patient within the assessment period:
Admission: _____ Discharge: _____

(Score using the scale below; report whole numbers only)

0	1	2	3	4	5	6	7	8	9	10
No Pain					Moderate Pain					Worst Possible Pain

Pressure Ulcers

52A. Highest current pressure ulcer stage
Admission _____ Discharge _____

(0 - No pressure ulcer; 1 - Any area of persistent skin redness (Stage 1); 2 - Partial loss of skin layers (Stage 2); 3 - Deep craters in the skin (Stage 3); 4 - Breaks in skin exposing muscle or bone (Stage 4); 5 - Not stageable (necrotic eschar predominant; no prior staging available)

52B. Number of current pressure ulcers
Admission _____ Discharge _____

PUSH Tool v. 3.0 a

SELECT THE CURRENT LARGEST PRESSURE ULCER TO CODE THE FOLLOWING. Calculate three components (C through E) and code total score in F.

52C. Length multiplied by width (open wound surface area)
Admission _____ Discharge _____

(Score as 0 - 0 cm²; 1 - < 0.3 cm²; 2 - 0.3 to 0.6 cm²; 3 - 0.7 to 1.0 cm²; 4 - 1.1 to 2.0 cm²; 5 - 2.1 to 3.0 cm²; 6 - 3.1 to 4.0 cm²; 7 - 4.1 to 8.0 cm²; 8 - 8.1 to 12.0 cm²; 9 - 12.1 to 24.0 cm²; 10 - > 24 cm²)

52D. Exudate amount
Admission _____ Discharge _____
0 - None; 1 - Light; 2 - Moderate; 3 - Heavy

52E. Tissue type
Admission _____ Discharge _____
0 - Closed/resurfaced: The wound is completely covered with epithelium (new skin); 1 - Epithelial tissue: For superficial ulcers, new pink or shiny tissue (skin) that grows in from the edges or as islands on the ulcer surface. 2 - Granulation tissue: Pink or beefy red tissue with a shiny, moist, granular appearance. 3 - Slough: Yellow or white tissue that adheres to the ulcer bed in strings or thick clumps or is mucinous. 4 - Necrotic tissue (eschar): Black, brown, or tan tissue that adheres firmly to the wound bed or ulcer edges.

52F. TOTAL PUSH SCORE (Sum of above three items -- C, D and E)
Admission _____ Discharge _____

SAFETY

	Admission	Discharge
53. Balance problem (0 - No; 1 - Yes) e.g., dizziness, vertigo, or light-headedness	_____	_____
54. Total number of falls during the rehabilitation stay	_____	_____

* The FIM data set, measurement scale and impairment codes incorporated or referenced herein are the property of U B Foundation Activities, Inc. ©1993, 2001 U B Foundation Activities, Inc. The FIM mark is owned by UBFA, Inc.

APPENDIX F

SELECTED FIM™ INSTRUMENT, FRG AND CMG REFERENCES

1. Buchanan JL, Andres P, Haley S, Paddock S, Young DC, Zaslavsky A. Final Report on Assessment Instruments for PPS. Boston, MA: Department of Health Care Policy, Harvard Medical School, 2001.
2. Carter GM, Relles DA, Wynn B, et al. Interim Report on an Inpatient Rehabilitation Facility Prospective Payment System (DRU-2309-HCFA). Santa Monica: RAND Corporation, 2000.
3. Corrigan JD, Smith-Knapp K, Granger CV. Validity of the Functional Independence Measure for persons with traumatic brain injury. *Arch Phys Med Rehabil* 1997;78(8):828-34.
4. Disler PB, Roy CW, Smith BP. Predicting hours of care needed. *Arch Phys Med Rehabil* 1993;74:139-43.
5. Fiedler RC, Granger CV, Russell CF. Uniform Data System for Medical Rehabilitation: report of first admissions for 1997. *Am J Phys Med Rehabil* 1998;77(5):444-50.
6. Fiedler RC, Granger CV, Post LA. The Uniform Data System for Medical Rehabilitation: report of first admissions for 1998. *Am J Phys Med Rehabil* 2000;79(1):87-92.
7. Granger CV, Hamilton BB, Keith RA, Zielezny M, Sherwin FS. Advances in functional assessment for medical rehabilitation. *Top Geriatr Rehabil* 1986;1(3):59-74.
8. Granger CV, Cotter AC, Hamilton BB, Fiedler RC, Hens MM. Functional assessment scales: a study of persons with multiple sclerosis. *Arch Phys Med Rehabil* 1990;71:870-75.
9. Granger CV, Cotter AC, Hamilton BB, Fiedler RC. Functional assessment scales: a study of persons after stroke. *Arch Phys Med Rehabil* 1993;74:133-38.
10. Hamilton BB, Granger CV, Sherwin FS, Zielezny M, Tashman JS. Uniform national data system for medical rehabilitation. In: Fuhrer M, editor. *Rehabilitation Outcomes: Analysis and Measurement*. Baltimore, MD: Paul H. Brookes Publishing Co.; 1987. p. 137-47.
11. Hamilton BB, Laughlin JA, Fiedler RC, Granger CV. Interrater reliability of the 7-level Functional Independence Measure (FIM). *Scand J Rehabil Med* 1994;26(3):115-9.
12. Hamilton BB, Deutsch A, Russell C, Fiedler RC, Granger CV. Relation of disability costs to function: spinal cord injury. *Arch Phys Med Rehabil* 1999;80(4):385-91.
13. Heinemann AW, Kirk P, Hastie BA, et al. Relationships between disability measures and nursing effort during medical rehabilitation for patients with traumatic brain and spinal cord injury. *Arch Phys Med Rehabil* 1997;78:143-49.
14. The International Classification of Diseases, 9th Revision, Clinical Modification (ICD-9-CM): U.S. Department of Health and Human Services, Public Health Service, Health Care Financing Administration.

Copyright ©2001, 2002 UB Foundation Activities, Inc. (UBFA, Inc.) for compilation rights; no copyrights claimed in U.S. Government works included in Section I, portions of Section IV, Appendices I and K, and portions of Appendices B, C, E, G, H and J. All other copyrights are reserved to their respective owners. Copyright ©1993-2001 UB Foundation Activities, Inc. for the FIM Data Set, Measurement Scale, Impairment Codes, and refinements thereto for the IRF-PAI, and for the Guide for the Uniform Data Set for Medical Rehabilitation, as incorporated or referenced herein. The FIM mark is owned by UBFA, Inc.

15. Keith RA, Granger CV, Hamilton BB, Sherwin FS. The Functional Independence Measure: a new tool for rehabilitation. *Adv Clin Rehabil* 1987;1:6-18.
16. Kidd D, Stewart G, Baldry J, et al. The Functional Independence Measure: a comparative validity and reliability study. *Disabil Rehabil* 1995;17(1):10-4.
17. Linacre JM, Heinemann AW, Wright BD, Granger CV, Hamilton BB. The structure and stability of the Functional Independence Measure. *Arch Phys Med Rehabil* 1994;75(2):127-32.
18. Medicare Program; Prospective Payment System for Inpatient Rehabilitation Facilities; Final Rule. *Federal Register* 2001;66(152):41316-430.
19. Ottenbacher KJ, Hsu Y, Granger CV, Fiedler RC. The reliability of the Functional Independence Measure: a quantitative review. *Arch Phys Med Rehabil* 1996;77(12):1226-32.
20. Stineman MG, Hamilton BB, Granger CV, Goin JE, Escarce JJ, Williams SV. Four methods for characterizing disability in the formation of function related groups. *Arch Phys Med Rehabil* 1994;75(12):1277-83.
21. Stineman MG, Escarce JJ, Goin JE, Hamilton BB, Granger CV, Williams SV. A case-mix classification system for medical rehabilitation. *Med Care* 1994;32(4):366-79.
22. Stineman MG. Case-mix measurement in medical rehabilitation. *Arch Phys Med Rehabil* 1995;76(12):1163-70.
23. Stineman MG, Shea JA, Jette A, et al. The Functional Independence Measure: tests of scaling assumptions, structure, and reliability across 20 diverse impairment categories. *Arch Phys Med Rehabil* 1996;77(11):1101-8.
24. Stineman MG, Granger CV. A modular case-mix classification system for medical rehabilitation illustrated. *Health Care Financ Rev* 1997;19(1):87-103.
25. Stineman MG, Tassoni CJ, Escarce JJ, et al. Development of function-related groups version 2.0: a classification system for medical rehabilitation. *Health Serv Res* 1997;32(4):529-48.
26. Stineman MG. Measuring casemix, severity, and complexity in geriatric patients undergoing rehabilitation. *Med Care* 1997;35(6 Suppl):JS90-105; discussion JS06-12.
27. Stineman MG. Function-Related Groups: A primer. *Critical ReviewsTM of Physical Medicine and Rehabilitation* 1998;10:319-58.

APPENDIX G

GLOSSARY

Accreditation - Official approval to an organization determined by a set of industry-derived standards and granted by a recognized accreditation agency.

Activities of Daily Living (ADL) - Activities performed as part of a person's daily routine such as self-care, bathing, dressing, eating, and toileting.

Activity - The performance of a task or action by an individual (definition from the World Health Organization ICDH-2).

Activity Limitation - A restriction or lack of ability to perform an activity in the manner or within a range considered normal for a person for the same age, culture, and education. Formerly known as *Disability*.

Acute Care Discharge - The number or percent of patients discharged to an acute inpatient care hospital setting.

Adaptive Devices - Items used during the performance of everyday activities that improve function and compensate for physical, sensory, or cognitive limitations.

Admission FIM™ Score - The baseline functional assessment done using the FIM™ instrument at the time of admission to the rehabilitation program. The FIM instrument should be administered during the first 3 days of admission.

Ancillary Services - Health services other than room and board. These may include x-ray, laboratory, and therapy services.

Assessment Reference Date - The specific calendar day in the patient assessment process that sets the designated endpoint of the common patient observation period. For the admission assessment, the Assessment Reference Date is the third calendar day that the patient has been in the inpatient rehabilitation facility. For the discharge assessment, the Assessment Reference Date is the date that the patient is discharged from the inpatient rehabilitation facility, or the date that the patient ceases to receive Medicare Part A fee-for-service inpatient rehabilitation services.

Assisted Living Residence - A community-based setting that combines housing, private quarters, freedom of entry and exit, supportive services, personalized assistance, and health care designed to respond to individual needs of those who need help with activities of daily living and instrumental activities of daily living. Supportive services are available 24 hours a day to meet scheduled and unscheduled needs in a way that promotes maximum dignity and independence for each resident. These services involve the resident's family, neighbors, and friends.

Copyright ©2001, 2002 UB Foundation Activities, Inc. (UBFA, Inc.) for compilation rights; no copyrights claimed in U.S. Government works included in Section I, portions of Section IV, Appendices I and K, and portions of Appendices B, C, E, G, H and J. All other copyrights are reserved to their respective owners. Copyright ©1993-2001 UB Foundation Activities, Inc. for the FIM Data Set, Measurement Scale, Impairment Codes, and refinements thereto for the IRF-PAI, and for the Guide for the Uniform Data Set for Medical Rehabilitation, as incorporated or referenced herein. The FIM mark is owned by UBFA, Inc.

Balanced Budget Act (BBA) of 1997 - Enacted legislation that changed many government programs in order to assure a balanced federal budget. The BBA of 1997 has changed many payment systems in Medicare and created the prospective payment system for rehabilitation facilities.

Bathing - Includes bathing (washing, rinsing, and drying) the body from the neck down (excluding the neck and back); may be performed in a tub, shower, or sponge/bed bath.

Benchmarking - Measuring products and services for comparison.

Bladder Accidents – the act of wetting linen or clothing with urine, and includes bedpan and urinal spills.

Bladder Management - Includes complete and intentional control of the urinary bladder, and, if necessary, use of equipment or agents for bladder control.

Bowel Accidents – the act of soiling linen or clothing with stool, and includes bedpan spills.

Bowel Management - Includes intentional control of bowel movements and use of equipment or agents necessary for bowel control.

CARF: The Rehabilitation Accreditation Commission - A private, not-for-profit agency founded in 1966 that establishes standards of quality for rehabilitation services to persons with disabilities.

Case Mix Group (CMG) - A patient classification system that groups together inpatient medical rehabilitation patients who are expected to have similar resource utilization needs and outcomes.

Clinical Indicator - A variable used to monitor and evaluate care to assure desirable outcomes (or prevent undesirable ones).

CMS - Centers for Medicare and Medicaid Services. Formerly known as Health Care Finance Administration (HCFA).

Cognitive Subscale - The last five items of the FIMTM instrument: *Comprehension, Expression, Social Interaction, Problem Solving, and Memory.*

Community Discharge - The number or percent of patients discharged to a community-based setting, including a home (of the patient, relative, or another person), transitional living setting, board and care setting, or assisted living residence.

Comorbidity - A specific patient condition that also affects a patient in addition to the principal diagnosis or impairment that is used to place a patient into a rehabilitation impairment category.

Complete Dependence - The subject expends less than half (less than 50%) of the effort. Maximal or total assistance is required, or the activity is not performed. This includes the rating levels *Maximal Assistance* and *Total Assistance*.

Complete Independence - All of the tasks described as making up an activity on the FIM™ instrument are typically performed safely without modification, assistive devices, or aids, and within a reasonable amount of time.

Complication - A specific patient condition that also affects a patient in addition to the principal diagnosis or impairment that is used to place a patient into a rehabilitation impairment category, and which began after the rehabilitation stay started.

Comprehension - Includes understanding of either auditory or visual communication (e.g., writing, sign language, gestures).

Comprehensive Medical Rehabilitation (CMR) - Intensive medical rehabilitation in an inpatient setting.

Contact Guard - Placing one hand on the patient to ensure the patient's safety.

Continuing Rehabilitation - Part of a rehabilitation stay that began in another rehabilitation unit/facility. The patient was admitted directly from a rehabilitation program, either subacute or comprehensive medical rehabilitation (CMR).

Cueing - A gesture, facial expression, verbal instruction, or reminder provided to the subject just before or during the performance of an activity.

Dehydration – Signs of clinical dehydration may include urinating infrequently or in small amounts, dry skin, orthostatic hypotension (having a lower blood pressure when sitting or standing than when lying down), somnolence (sleepiness, or being difficult to arouse during the daytime), agitation, sunken eyes, poor skin turgor, very dry mucous membranes (for example, in the mouth), cyanosis, poor fluid intake, or may be caused by excessive loss of fluid through vomiting or excessive urine, stools or sweating (whereby the amount of output exceeds the amount of intake).

Discharge - A Medicare patient in a inpatient rehabilitation facility is considered discharged when one of the following occurs:

1. The patient is formally released.
2. The patient stops receiving Medicare-covered Part A inpatient rehabilitation services.
3. The patient dies in the inpatient rehabilitation facility.

Copyright ©2001, 2002 UB Foundation Activities, Inc. (UBFA, Inc.) for compilation rights; no copyrights claimed in U.S. Government works included in Section I, portions of Section IV, Appendices I and K, and portions of Appendices B, C, E, G, H and J. All other copyrights are reserved to their respective owners. Copyright ©1993-2001 UB Foundation Activities, Inc. for the FIM Data Set, Measurement Scale, Impairment Codes, and refinements thereto for the IRF-PAI, and for the Guide for the Uniform Data Set for Medical Rehabilitation, as incorporated or referenced herein. The FIM mark is owned by UBFA, Inc.

Discharge FIM™ Score - The assessment of the patient's functional status using the FIM™ instrument at discharge. The FIM instrument should be administered within 3 days of the discharge from the rehabilitation program.

Dressing - Lower Body - Includes dressing and undressing below the waist, as well as putting on and removing a lower body or limb prosthesis or orthosis (when applicable).

Dressing - Upper Body - Includes dressing and undressing above the waist, as well as putting on and removing an upper body or limb prosthesis or orthosis (when applicable).

Eating - Includes the use of suitable utensils to bring food to the mouth, in addition to chewing and swallowing once a meal is appropriately prepared.

Effectiveness - The degree to which care is provided to achieve the desired outcome for the patient.

Efficiency - The effects or end results achieved in relation to the effort expended in terms of resources, time, and money.

Evaluation - A pre-planned stay of fewer than 10 days on the rehabilitation service for evaluation **OR** a rehabilitation stay that lasts fewer than 10 days because of medical complications or an AMA discharge. Evaluation is *not* used for a patient who completes rehabilitation within 10 days.

Expression - Includes clear vocal and nonvocal expression of language. This item includes clear intelligible speech or clear expression of language using writing or a communication device.

Falls - Unintentionally coming to rest on the ground, floor, or other lower surface.

Far/Distant Supervision - The subject is observed or monitored from a distance by a caregiver.

FIM™ instrument - The functional assessment instrument included in the Uniform Data Set for Medical Rehabilitation. It is composed of 18 items rated on a seven-level scale that represents gradations in function from independence (7) to complete dependence (1).

Grooming - Includes oral care, hair grooming (combing or brushing hair), washing the hands and washing the face, and either shaving or applying make-up. If the subject neither shaves nor applies make-up, Grooming includes only the first four tasks.

Health Care Financing Administration (HCFA) - The former name of the Centers for Medicare and Medicaid Services (CMS).

ICIDH-2 - International Classification of Impairment, Disability, and Handicap; now referred to as International Classification of Functioning, Disability, and Health.

Impairment - Any loss or abnormality of psychological, physiological, or anatomical structure or function.

Impairment Group Code– Describes the primary reason that the patient is being admitted to the rehabilitation program, and relates directly to the goals of the rehabilitation program.

Independence - The ability to perform a task within a reasonable amount of time *without* physical or cognitive assistance or supervision.

Initial Rehabilitation - A patient's first admission to a rehabilitation program for this impairment.

International Classification of Diseases, 9th Edition, Clinical Management - A listing of diagnoses and identifying codes used to report diagnoses for individuals.

Interrupted Stay - A stay at an inpatient rehabilitation facility during which a Medicare inpatient is discharged from the inpatient rehabilitation facility and returns to the same inpatient rehabilitation facility within 3 consecutive calendar days. The duration of the interruption of the stay begins with the day of discharge from the inpatient rehabilitation facility and ends on midnight of the third day.

Joint Commission on Accreditation of Healthcare Organizations (JCAHO) - A private, not-for-profit organization that evaluates and accredits hospitals and other health care organizations providing home care, mental health care, ambulatory care, and long-term care services.

Length of Stay (LOS) - The number of days a patient spends in the rehabilitation program.

Locomotion: Walk/Wheelchair - Includes walking once in a standing position (or using a wheelchair once in a seated position) on a level surface.

Long-Term Care Discharge - The number or percent of patients discharged to a long-term care setting, including an intermediate care setting, a skilled nursing facility, or a chronic hospital.

Maximal Assistance - The patient expends less than 25% of the effort to perform an activity assessed by the FIMTM instrument, resulting in a score of 1 for that activity.

Medicaid - A federally-funded, state-administered program of medical assistance for people with low incomes.

Copyright ©2001, 2002 UB Foundation Activities, Inc. (UBFA, Inc.) for compilation rights; no copyrights claimed in U.S. Government works included in Section I, portions of Section IV, Appendices I and K, and portions of Appendices B, C, E, G, H and J. All other copyrights are reserved to their respective owners. Copyright ©1993-2001 UB Foundation Activities, Inc. for the FIM Data Set, Measurement Scale, Impairment Codes, and refinements thereto for the IRF-PAI, and for the Guide for the Uniform Data Set for Medical Rehabilitation, as incorporated or referenced herein. The FIM mark is owned by UBFA, Inc.

Medicare - A federal government program serving persons over 65 years of age and persons who are disabled and eligible for social security disability payments.

Memory - Includes skills related to recognizing and remembering while performing daily activities in an institutional or community setting. Memory in this context includes the ability to store and retrieve information (particularly verbal and visual information). The functional evidence of memory includes (1) recognizing people frequently encountered, (2) remembering daily routines, and (3) executing requests without being reminded. A deficit in memory impairs learning as well as performance of tasks.

Minimal Contact Assistance - The subject requires no more help than touching and expends 75% or more of the effort to perform an activity assessed by the FIMTM instrument, resulting in a score of 4 for that activity.

Moderate Assistance - The subject requires more help than touching or expends half (50%) or more (but less than 75%) of the effort to perform an activity assessed by the FIMTM instrument, resulting in a score of 3 for that activity.

Modified Dependence - The subject expends half (50%) or more of the effort to perform an activity assessed by the FIMTM instrument. This includes the levels *Supervision or Setup*, *Minimal Contact Assistance*, and *Moderate Assistance*.

Modified Independence - In the performance of an activity assessed by the FIMTM instrument, one or more of the following may be true: the activity requires an assistive device, the activity takes more than reasonable time, or there are safety (risk) considerations. This level is scored a 6.

Motor Subscale - The first thirteen items of the FIMTM instrument: *Eating; Grooming; Bathing; Dressing - Upper Body; Dressing - Lower Body; Toileting; Bladder Management; Bowel Management; Transfers: Bed/Chair, Wheelchair; Transfers: Toilet; Locomotion: Walk, Wheelchair; and Stairs.*

Onset Days - The number of days from acute onset of the impairment to admission to the rehabilitation program.

Orthosis - An appliance (device) applied over a portion of a limb or the trunk and used to support or immobilize body parts, correct or prevent deformity, or assist or restore function. Anti-embolic (and other) stockings, abdominal binders, and Ace wraps are examples of orthoses.

ORYXTM Program - An initiative that identifies and uses core standardized performance measures that can be applied across accredited health care organizations in each of JCAHO's accreditation programs.

Outlier - Observation outside a certain range differing widely from the rest of the data.

Copyright ©2001, 2002 UB Foundation Activities, Inc. (UBFA, Inc.) for compilation rights; no copyrights claimed in U.S. Government works included in Section I, portions of Section IV, Appendices I and K, and portions of Appendices B, C, E, G, H and J. All other copyrights are reserved to their respective owners. Copyright ©1993-2001 UB Foundation Activities, Inc. for the FIM Data Set, Measurement Scale, Impairment Codes, and refinements thereto for the IRF-PAI, and for the Guide for the Uniform Data Set for Medical Rehabilitation, as incorporated or referenced herein. The FIM mark is owned by UBFA, Inc.

Outlier Payment - An additional payment beyond the standard federal prospective payment for cases with unusually high costs.

Outcome - The result or end point achieved by a defined point following delivery of services.

Pain – refers to any type of physical pain or discomfort in any part of the body.

Participation - An individual's involvement in life situations in relation to health conditions, body functions, and structures, activities and contextual factors (definition from the World Health Organization's ICIDH-2). Formerly known as *Handicap*.

Patient Assessment Instrument - A document that contains clinical, demographic, and other information on a patient.

Problem Solving - Includes skills related to solving problems of daily living. Problem Solving involves making reasonable, safe, and timely decisions regarding financial, social, and personal affairs, as well as initiation, sequencing, and self-correction of tasks and activities required to solve problems.

Program Evaluation - A recognized method of determining quality, effectiveness, and efficiency of services. Program Evaluation allows an organization to identify the results of services and the effects of the program on the persons served.

Prospective Payment System (PPS) - A system of payments to a health care facility at a predetermined rate for treatment regardless of the cost of care for a specific patient.

Prosthesis - A device that replaces a body part.

PUSH Scale - The Pressure Ulcer Scale for Healing, developed by the National Pressure Ulcer Advisory Panel as a quick, reliable tool used to monitor the change in pressure ulcer status over time.

Readmission - A patient's readmission to any rehabilitation program.

Rehabilitation Impairment Category (RIC) – The highest level of classification for the payment (Case Mix Group) categories. The RIC is not recorded on the IRF-PAI, but is assigned by the software based on the admission impairment group code.

Reliability - The degree to which results obtained by a measurement can be replicated.

Risk Adjusted - A statistical process for reducing, removing, or clarifying influences of confounding factors that differ among groups.

Self-Care Activities - Basic activities necessary for daily personal care, including the FIM™ items Eating, Grooming, Bathing, Dressing-Upper, Dressing-Lower, and Toileting.

Setup - Assistance with preparation before the subject performs an activity (prior preparation), or removal and disposal of equipment/materials after the subject performs an activity.

Shortness of breath at rest – The patient reports one or more episodes of feeling “breathless: or out of breath (dyspneic); the patient is observed to be short of breath while at rest (e.g. while sitting talking) on at least one occasion.

Shortness of breath with exertion – The patient reports one or more episodes of becoming “breathless” or short of breath (dyspneic); the patient is observed to be short of breath with mild exertion, such as during bathing or transferring, on at least one occasion.

Social Interaction - Includes skills related to getting along with others and participating in therapeutic and social situations. Social Interaction represents how one deals with one's own needs together with the needs of others.

Stairs - Going up and down 12-14 stairs (one flight) indoors.

Standby Supervision - For safety reasons, the caregiver stays within one arm's reach of the subject.

Subacute - Subacute care is goal-oriented comprehensive inpatient care designed for an individual who has had an acute illness, injury, or exacerbation of a disease process. It is rendered immediately after (or instead of) acute hospitalization to treat one or more specific active, complex medical conditions and overall situation. Generally, the condition of an individual receiving subacute care is such that the care does not depend heavily on high-technology monitoring or complex diagnostic procedures. Subacute care requires the coordinated service of an interdisciplinary team, including physicians, nurses, and other relevant professional disciplines who are knowledgeable and trained to assess and manage these specific conditions and perform the necessary procedures. It is given as part of a specifically designed program, regardless of site. Subacute care is generally more intensive than traditional nursing facility care and generally less intensive than acute inpatient care. It requires frequent (daily to weekly) patient assessment and review of the clinical course and treatment plan for a limited time period (several days to several months) until a condition is stabilized or a predetermined course is completed. Note: Subacute level of care is not a recognized entity by CMS, and is retained here in the interests of maintaining links with the historic database as well as providing information for future research.

Supervision or Setup - For safety reasons, the caregiver monitors a subject. Supervision may be *standby* (close) or *distant*. In regard to assessing activities with the FIM™

Copyright ©2001, 2002 UB Foundation Activities, Inc. (UBFA, Inc.) for compilation rights; no copyrights claimed in U.S. Government works included in Section I, portions of Section IV, Appendices I and K, and portions of Appendices B, C, E, G, H and J. All other copyrights are reserved to their respective owners. Copyright ©1993-2001 UB Foundation Activities, Inc. for the FIM Data Set, Measurement Scale, Impairment Codes, and refinements thereto for the IRF-PAI, and for the Guide for the Uniform Data Set for Medical Rehabilitation, as incorporated or referenced herein. The FIM mark is owned by UBFA, Inc.

instrument, Supervision or Setup refers to help such as standby or distant supervision, cuing or coaxing without physical contact, setup of needed items, or application of orthoses. Performance of an activity at this level is scored a 5.

Tissue Type –

Closed/Resurfaced – The wound is completely covered with epithelium (new skin).

Epithelial Tissue – For superficial ulcers, new pink or shiny tissue (skin) that grows in from the edges or as island on the ulcer surface.

Granulation Tissue – Pink or beefy red tissue with a shiny, moist, granular appearance.

Slough – Yellow or white tissue that adheres to the ulcer bed in strings or clumps and is mucinous.

Necrotic Tissue (eschar) – Black, brown or tan tissue that adheres firmly to the wound bed or ulcer tissue.

Toileting - Includes the safe and timely maintenance of perineal hygiene and adjusting clothing before and after toilet or bedpan use.

Total Assistance - The subject expends less than 25% of the effort to perform an activity assessed by the FIM™ instrument, resulting in a score of 1.

Touching Assistance - The caregiver provides touching to prompt the subject to perform the desired physical movement.

Transfer - The release of a Medicare inpatient from one inpatient rehabilitation facility to another inpatient rehabilitation facility, a short-term hospital, a long-term care hospital, or a nursing home that qualifies to receive Medicare or Medicaid payments.

Transfers: Bed, Chair, Wheelchair - Includes all aspects of transferring to and from a bed, chair, and wheelchair, or coming to a standing position if walking is the typical mode of locomotion. The patient should perform this activity safely.

Transfers: Toilet - Includes getting on and off a toilet.

Transfers: Tub or Shower - Includes getting in and out of a tub or shower stall.

Typical Case – Patients who stay more than 3 days, receive a full course of inpatient rehabilitation care and are discharged to the community.

Validity - The degree to which a measurement instrument measures what it is intended to measure.

Visual Cue - Any visible gesture, posture, or facial expression used to aid in the performance of a task.

Copyright ©2001, 2002 UB Foundation Activities, Inc. (UBFA, Inc.) for compilation rights; no copyrights claimed in U.S. Government works included in Section I, portions of Section IV, Appendices I and K, and portions of Appendices B, C, E, G, H and J. All other copyrights are reserved to their respective owners. Copyright ©1993-2001 UB Foundation Activities, Inc. for the FIM Data Set, Measurement Scale, Impairment Codes, and refinements thereto for the IRF-PAI, and for the Guide for the Uniform Data Set for Medical Rehabilitation, as incorporated or referenced herein. The FIM mark is owned by UBFA, Inc.

Weak cough and difficulty clearing airway secretions – The patient reports being or is observed to be unable to cough effectively to expel respiratory secretions or sputum from the mouth (e.g. secondary to viscosity of sputum, inability to physically remove secretions from tracheostomy entrance) on at least one occasion.

APPENDIX H

GENERAL QUESTIONS ABOUT THE FIM™ INSTRUMENT

Q: What is the conceptual basis for the FIM™ instrument?

A: The FIM instrument measures the severity of patient disability in terms of the need for assistance (burden of care). The need for assistance translates into the time/energy that another person must expend to serve the dependent needs of the individual with a disability to achieve and maintain a certain quality of life, or extra time the disabled individual spends to complete activities of daily living.

Q: Why does the FIM instrument address only eighteen areas of function?

A: The FIM instrument was designed to measure a *minimum* number of items. It is not expected to include all the activities that would be possible to measure, or that might need to be measured for clinical purposes. Rather, the FIM instrument is a *basic indicator* of severity of disability that can be administered comparatively quickly and therefore, can be used to generate data on large groups of people.

Q: If a patient refuses to perform a functional activity, but you know he can do it, how are you to rate him? For example, a patient may be able to do a tub transfer, but prefers a sponge bath and will not even attempt a tub transfer. Also, in the case of the patient with a HALO, he may be able to do a shower transfer, but actually gets a bed bath every day. How do you rate him?

A: The FIM instrument is intended to measure what the patient actually does, whatever his/her diagnosis or impairment is, not what (s)he ought to be able or might be able to do if certain circumstance were different. If the patient is not performing a tub or shower transfer, then score the Function Modifier Transfers: Tub as level 0 – Activity Does Not Occur, and leave the function modifier Transfers: Shower blank. If this is an admission assessment, record the FIM score as level 0 – Activity Does Not Occur. Although the reasons why the two patients you describe did not perform tub or shower transfers are different, both are to be coded as level 0 – Activity Does Not Occur.

Q: What are the guidelines for “more than reasonable time?”

A: “More than reasonable time” is a clinical judgement made by an experienced clinician who observes a recognizable difference in the time required for an activity to be performed by a patient—usually this equals three times the normal time required to complete an activity. Score level 6 - Modified Independence for the patient who performs an activity independently, but takes more than reasonable time.

Q: Some of the patients with cardiac problems improve in their endurance during an activity or in the quality of performance, but not necessarily effecting an improvement from a lower score to a higher score. This aspect doesn't seem to be addressed through the FIM instrument.

A: The FIM instrument is a measure of disability (measured in terms of the need for assistance) for patients regardless of impairment/limitations. In this case, the patient is unable to complete a task because of lack of endurance. If the helper assists the patient, there is care given, and the FIM score will reflect the need for assistance. If you teach the patient special techniques to complete the task alone, you have decreased the need for assistance and the FIM score will increase.

Q: For high-level quadriplegics (or tetraplegics) with injuries at C1 - C5 and low-level traumatic brain injury patients, FIM scores may not change from admission to discharge. Therapy is geared towards family education and training. Could there be a way to rate family involvement for certain patients? For example, the family has progressed from dependent to independent transfers.

A: The medical record provides documentation of patient and family learning through progress notes and team conference notes. The FIM scores reflect the need for assistance, and these patients do require assistance to complete activities of daily living.

Q: Please clarify the difference between a safety concern at level 6 - Modified Independence and level 5 - Supervision or Setup.

A: In most circumstances in the hospital, the patient who is at risk (safety concern) for injury will be supervised and will receive a score of level 5 - Supervision or Setup. A score of level 6 - Modified Independence would be given to a patient who is at risk for injury, but for some reason no helper is typically with him/her. An example of level 6 - Modified Independence might be a follow-up tub transfer assessment done on a patient who lives alone. If there is a safety concern but no helper is supervising then he/she would score level 6 - Modified Independence for the Function Modifier Transfers: Tub. In other words, level 5 - Supervision or Setup means the *helper* assumes the risk and level 6 - Modified Independence means the *patient* assumes the risk alone.

Q: What score should be recorded for the patient whose nurse reports bed-to-wheelchair transfers require moderate assistance and whose therapist reports bed-to-wheelchair transfers require only supervision?

A: If the patient functions differently in different settings, or at different times of the day, record the lower score. The lower score represents the higher need for assistance and may be more realistic in terms of reflecting actual performance rather than the patient's peak performance.

If the clinicians are accurately reporting the functional status of the patient, then the patient is functioning differently on the nursing unit than in the therapy setting. It is not uncommon for a nurse to report a lower level of independence in self-care and transfer activities than the physical or occupational therapist for the reasons mentioned below.

It may be that the therapist may have been working with a patient who is still fresh after breakfast, while the nurse sees the patient after the patient has been working intensively in therapy.

It may also be possible that the nurse and the therapist may be using different transfer techniques or equipment; or the environment of the patient's room may be crowded with furniture, making it less safe for the patient to function more independently.

Another possibility is that the patient may have the feeling that he is supposed to "work" in therapy but may then expect that after a strenuous session in therapy, that the nurses should be helping him.

Q: The FIM instrument doesn't seem to address neglect or spatial problems. Please comment.

A: These deficits are captured in the patient's performance of each of the activities included in the items. The question is: What help is needed as a result of these problems? For example, if a patient has left-sided neglect then he/she may need help to bathe or groom on that side and will receive a lower score on those items due to the physical assistance required.

Q: The cognitive items in the FIM instrument do not necessarily address the severity of the cognitive problem. Please comment.

A: The FIM instrument is intended to measure the amount of assistance required, rather than the severity of these problems. The score represents how much of the time help is needed as a result of deficits in cognition. It really is a different approach to estimating the severity of disability based on what a helper must do in order for the patient to accomplish certain key daily activities.

Copyright ©2001, 2002 UB Foundation Activities, Inc. (UBFA, Inc.) for compilation rights; no copyrights claimed in U.S. Government works included in Section I, portions of Section IV, Appendices I and K, and portions of Appendices B, C, E, G, H and J. All other copyrights are reserved to their respective owners. Copyright ©1993-2001 UB Foundation Activities, Inc. for the FIM Data Set, Measurement Scale, Impairment Codes, and refinements thereto for the IRF-PAI, and for the Guide for the Uniform Data Set for Medical Rehabilitation, as incorporated or referenced herein. The FIM mark is owned by UBFA, Inc.

Q: What do you do if a patient refuses treatment?

A: When the patient/family refuses a course of recommended therapy, record a score based on the actual performance of the activities that do occur on the patient care unit. Document that the patient refused treatment in the medical record. If an activity such as stair climbing or tub transfers does not occur on admission, record level "0" as the FIM score.

Q: How do treatments provided by Speech-Language Pathologists fit into the FIM instrument scoring?

A: If the patient is mildly difficult to understand (dysarthria), score level 6 - Modified Independence for Expression. Dysphonia and facial paresis may also be captured in the item Expression if the patient is difficult to understand. The score reflects the amount of assistance (i.e., prompting) required in order for the patient to express himself.

Problems with swallowing are assessed in the item Eating. Some examples include: the required use of modified food consistency is rated level 6 - Modified Independence, supervision for speed of eating is scored level 5 - Supervision or Setup, self-administered tube feedings are scored level 6 - Modified Independence, staff-administered tube feedings are rated level 1 - Total Assistance.

Q: Why isn't bed mobility included as a FIM Item?

A: The FIM instrument is a *minimum* data set consisting of only 18 items. There are many daily activities not included; bed mobility is one of them. However, it is captured, in part, in the item Transfers: Bed, Chair, Wheelchair. When patients transfer to and from bed, they begin and end in the supine position and assistance required in this aspect of the transfer affects the score.

NOTES:

EATING

Q: How do you score a patient who eats a pureed diet?

A: If the patient eats a pureed diet independently, then rate the patient level 6 - Modified Independence for Eating. The definition of level 7 - Complete Independence specifies that a patient *manages all consistencies of food*. At level 6 - Modified Independence, the patient requires modified food consistency or blenderized food.

Q: Can you explain setup for Eating?

A: Yes, setup for Eating includes the application of an orthosis or prosthesis. Setup for Eating also includes opening containers, cutting up meat, buttering bread and pouring liquids. It is different from other items for setup because the assessment begins after the meal has been presented to the patient in the customary manner on a table or tray. Therefore, placing the tray in front of the patient does not affect the score.

Q: The definition for Eating includes chewing and swallowing. How do you score a patient who has a swallowing problem?

A: In order to remain consistent with the concepts of Need for Assistance (Burden of Care) and the Disablement Model, score what the helper must do as a result of the patient's restricted ability to eat. Some examples include: If the helper supervises the meal for speed of eating or portion size, the score is level 5 - Supervision or Setup. If the helper checks for pocketing of food by inserting a finger into the mouth, the score is level 4 - Minimal Assistance. If the patient receives tube feedings and the helper does all of the administration, the score is level 1 - Total Assistance.

Q: When a helper cuts up the patient's food, is the patient rated level 5 - Setup?

A: Yes, score level 5 - Setup for this patient.

Q: When a patient needs someone to pour sauce or dressing on his/her food, is the patient rated level 5 - Supervision or Setup?

A: Yes, score level 5 - Setup for this patient.

Q: When assessing Eating, do you score left and right hands separately, and pencil in the scores until you do a final discharge assessment?

A: When assessing Eating it does not matter whether the patient uses his left hand and/or his right hand. The score should be based on what the patient actually does: his left hand, his right hand, or both hands. We are measuring disability, not impairment.

Q: Are dentures considered assistive devices for Eating?

A: Dentures are considered assistive devices for Eating *only if the patient requires* the dentures to eat. If the patient is independent and *requires* dentures, then score level 6 - Modified Independence.

Q: Clarify scoring rules for the patient who receives nutrition through tube feedings.

A: For patients who receive all nutrition through tube feedings, the FIM score may range from level 6 – Modified Independence through level 1 – Total Assistance.

A score of level 6 would indicate that the patient administers his/her tube feedings. At level 5 – Supervision/setup, the helper provides prior preparation such as opening feeding cans and gathering equipment for the patient. At level 4, the helper may be flushing the tube with water to get started, and then the patient administers the feeding, and the patient flushes the tube with water after the feeding. At level 1, the helper administers the feedings and flushes the tube with water. If the patient functions at different levels during the day (i.e., level 5 in the morning and level 6 in the evening), record the lower score.

If the patient eats meals by mouth and receives nutrition through tube feedings, consider each time the patient eats and each tube feeding administration as a separate episode. If functional status varies by episode, record the lower score. For example, if the patient eats meals with only setup assistance (i.e., opening containers), and the helper administers the feedings (patient does not help with feedings), the lower score would be 1 – Total Assistance.

NOTES:

GROOMING

Q: The Grooming item includes shaving and applying make-up. How do you score this item if the patient chooses not to shave or apply make-up?

A: Simply ignore the tasks of shaving or applying make-up from the assessment. Grooming, then, will be an assessment of four activities: washing the hands, washing the face, brushing hair, and teeth or denture care.

Q: If the nurse brings the patient a towel and washcloth, is that considered setup for Grooming?

A: Passing linen is part of the regular hospital routine. We do not expect the patient to get his/her linen from the cart, but placing the linen in the patient's lap for bedside Grooming or Grooming at the sink is considered setup and is scored at level 5 - Setup.

Q: How do you score a patient with a head injury who needs constant cuing for Grooming?

A: If a patient requires cuing, coaxing or supervision, but no touching assistance, score level 5 - Supervision or Setup for Grooming. If the patient does not initiate the task, and the helper must begin any of the Grooming activities, then score level 4 - Minimal Assistance.

Q: How do you score a patient who needs help shampooing his/her hair?

A: Shampooing hair is not assessed in the FIM instrument.

Q: What are some examples of setup for grooming?

A: Examples of setup (level 5) for grooming include the helper performing one or more of the following tasks:

- gathering equipment, and placing equipment within the patient's reach.
- application of orthosis or adaptive/assistive devices
- initial preparation such applying toothpaste onto a toothbrush, opening makeup containers, opening a denture cleanser packet, adjusting water temperature or volume, plugging in shaver.

Note: A patient is not expected to gather clean towels from the linen closet/linen cart, but would be expected to take towels placed at the bedside into the bathroom.

NOTES:

BATHING

Q: Can you divide the body into parts or areas to score Bathing?

A: When scoring Bathing, most clinicians find it helpful to determine the score by dividing the body into 10 areas. These areas are:

1. left arm
2. chest
3. right arm
4. abdomen
5. front perineal area
6. buttocks
7. left upper leg
8. right upper leg
9. left lower leg, including the foot
10. right lower leg, including the foot

Each “area” of Bathing identified above is about one-tenth or ten percent of the total bathing area. These “areas” will help the clinician score the patient who needs more than supervision and/or setup assistance. Calculate the percent of Bathing effort by identifying the percent of the body the patient bathes. For example, the patient bathes (washes, rinses and dries) his/her chest, left arm, left upper leg and abdomen only. The patient washes four areas, or approximately 40 percent of the body, and is scored level 2 - Maximal Assistance for Bathing.

Q: Why is the back excluded from Bathing?

A: Remember the FIM instrument measures disability. If the back was included in the Bathing item, then persons who are *not disabled* might score lower than level 7 - Complete Independence, because they may not wash their back every day or they may use an assistive device (a long-handled sponge) to wash their back. If we do not include the back we get a clearer picture of the patient’s level of disability.

Q: If a hand-held shower is *required*, how is that scored?

A: Score Bathing as level 6 - Modified Independence because the use of a device, in this case a hand-held shower, is *required*.

Q: When a patient needs someone to wring a washcloth for him, what is his score?

A: If this assistance is given with initial preparation, score 5 - Supervision or Setup. If the towel is wrung and handed to the patient many times during Bathing, score level 4 - Minimal Assistance.

NOTES:

DRESSING - UPPER BODY

Q: What score is given to a patient who needs assistance with buttoning a blouse or shirt only?

A: The score is level 4 - Minimal Contact Assistance for Dressing - Upper Body.

Q: How do you score a patient on Dressing - Upper Body if all he wears is a sweatshirt? Do you need to test out all the other aspects included in the definition?

A: If all the patient wears is a pullover sweatshirt each day, assess the amount of assistance needed with that item of clothing only. If the patient wears a sweatshirt during the week and a button-down shirt on weekends, base the score on what the patient wears most of the time.

You do *not* need to test every aspect included in the definition.

Q: How do you score the patient who needs help applying a thorocolumbosacral orthosis (TLSO) or back brace?

A: If your patient needs the assistance of 1 helper to apply a TLSO or back brace, score level 5 - Setup for Dressing - Upper Body. The definition of Supervision or Setup reads "...requires supervision (e.g., standby, cuing or coaxing) or setup (*application of orthosis, or setting out clothes.*)"

Q: How do you score a patient with an upper body or limb prosthesis?

A: If the upper body or limb prosthesis is applied by the helper, and no other assistance with upper body dressing is needed, the score is level 5 - Setup for Dressing - Upper Body.

If the prosthesis is applied by the patient, and no device (including the prosthesis) or other help is needed, the score is level 7 - Complete Independence for Dressing - Upper Body.

If the prosthesis is applied by the patient *and* the prosthesis is used by the patient to complete upper body dressing, the score is level 6 - Modified Independence.

If the prosthesis is used in other activities (Eating, Grooming, Bathing, Dressing - Lower Body, and Toileting) the highest score possible for those items is level 6 - Modified Independence.

NOTES:

Copyright ©2001, 2002 UB Foundation Activities, Inc. (UBFA, Inc.) for compilation rights; no copyrights claimed in U.S. Government works included in Section I, portions of Section IV, Appendices I and K, and portions of Appendices B, C, E, G, H and J. All other copyrights are reserved to their respective owners. Copyright ©1993-2001 UB Foundation Activities, Inc. for the FIM Data Set, Measurement Scale, Impairment Codes, and refinements thereto for the IRF-PAI, and for the Guide for the Uniform Data Set for Medical Rehabilitation, as incorporated or referenced herein. The FIM mark is owned by UBFA, Inc.

DRESSING - UPPER BODY AND DRESSING - LOWER BODY

Q: Often, in the hospital, it is not a part of the patient's routine to get his clothes out of the closet or drawers; someone else does it. How would you score this patient if he is otherwise independent in dressing?

A: The scores for both Dressing - Upper Body and Dressing - Lower Body will be level 5 - Supervision or Setup. These scores capture the patient's actual performance, not what he could do if circumstances were different.

Q: A patient is independent with dressing (she safely and timely completes dressing tasks), but uses a walker while ambulating to get her clothes. Is she rated level 6 - Modified Independence or level 7 - Complete Independence for dressing?

A: The patient described should be scored level 7 - Complete Independence for both Dressing - Upper Body and Dressing - Lower Body. Opening closets and drawers is included, but getting to and from the closet or drawer is scored under the item Locomotion: Walk/Wheelchair.

Q: What if the patient is unable to get to the closet because of the hospital setup? A wheelchair would not fit in the small area between the bed and the closet at our hospital. The nurses always have to get the clothes for the patients and it is awkward even for the nurses to get to the closet.

A: Score level 5 - Supervision or Setup for the patient who is setup for Dressing - Upper Body and Dressing - Lower Body.

Q: Would the application of pressure garments require patients with burns to be scored level 5 - Supervision or Setup?

A: If a helper applies pressure garments on a patient with burns, the patient would be scored level 5 - Setup for Dressing - Upper Body and/or Dressing - Lower Body.

Q: Why are upper body and lower body dressing scored separately?

A: Often the levels of assistance for upper body and lower body dressing are different. They require different skills. Dressing - Lower Body is usually more difficult than Dressing - Upper Body.

Q: Does the patient have to obtain his/her own clothes for Dressing - Upper Body and Dressing - Lower Body?

A: For both Dressing - Upper Body and Dressing - Lower Body the patient must obtain clothes from the closet or drawer, dress and undress. It does not matter how the patient gets to the closet or drawer (i.e., wheelchair, cane or walker) or if he/she needs help walking to the closet. That will be assessed and scored under the item Locomotion: Walk/Wheelchair.

Q: What is the dressing score for a person who dresses in bed?

A: If the patient gathers his/her own clothing (either the prior evening or in the morning), and puts on his/her own clothing without help or the use of devices, the score for upper and lower body dressing is 7 – Complete Independence.

If the helper gathers the patient's clothing, and the helper dresses himself without further assistance, the score for upper and lower body dressing is 5 – Supervision/Setup.

Q: Does the patient need to gather his own clothing for dressing?

A: To score a level 7 on the FIM items Dressing – Upper Body and Dressing - Lower Body, the patient must retrieve his own clothing. The patient may gather the clothing the evening prior or in the morning. If the helper gathers the patient's clothing, the highest score for the two dressing items would be 5 – Supervision/setup.

NOTES:

DRESSING - LOWER BODY

Q: What is the score for a patient who needs assistance tying his/her shoelaces only?

A: The score is level 4 - Minimal Assistance for Dressing - Lower Body.

Q: Are sneakers with Velcro® closures considered an adaptive device?

A: If the sneakers are obtained commercially at no additional cost, no, they are not considered an adaptive device. If they were adapted by a therapist, then yes, they are considered an adaptive device.

Q: How do you score a patient who needs help applying antiembolic stockings?

A: Antiembolic stockings are considered to be orthoses under the item Dressing - Lower Body. If a patient requires help applying any type of specialty stockings, and completes all other lower body dressing tasks himself, the score is level 5 - Setup.

Let's say the patient wears antiembolic stockings, pants, socks and shoes. The patient needs help with his socks, shoes and antiembolic stockings. The fact that he needs help with the specialty stockings brings the score down to level 5 - Setup. The assistance with antiembolic stockings is not a concern, however, if the patient needs additional assistance with clothing items. The patient described is scored level 3 - Moderate Assistance. The patient threads the left and right side of his pants, and then pulls up his pants over both hips. The helper applies both socks and both shoes. The patient is performing half of the effort. When figuring how much effort (the percent of effort) the patient is putting into Dressing - Lower Body, do not consider the stockings. You have already taken into account that the patient needed help with the stockings at level 5 - Supervision or Setup.

Q: Please give an example of level 1 - Total Assistance for Dressing - Lower Body.

A: Anytime two helpers are needed to complete an activity—even if one helper supervises while the other gives hand-on assistance—then score level 1 - Total Assistance. A patient who requires the assistance of two helpers to get his pants over his hips would be rated level 1 - Total Assistance for Dressing - Lower Body. Other examples of level 1 - Total Assistance for Dressing - Lower Body are: 1) the patient who does not help dress his lower body (i.e., the helper dresses the patient), and 2) the patient does less than 25% of the effort (e.g., the patient rolls from side to side while the helper dresses him).

Q: How do you score a patient with a lower limb prosthesis?

A: If the lower limb prosthesis is applied by the patient, the patient *does not use* the prosthesis as a device, and no other assistance is needed, the score is level 7 - Complete Independence for Dressing - Lower Body.

If the lower limb prosthesis is applied by the patient, the patient *uses* the prosthesis as a device, and no other assistance is needed, the score is level 6 - Modified Independence for Dressing - Lower Body.

If the prosthesis is applied by the helper, and no other assistance is needed, the score is level 5 - Supervision or Setup.

The highest possible score for toilet transfers, bed-to-chair transfers, walking and stairs is also level 6 - Modified Independence if the patient uses the device during these activities.

Q: Is the patient who uses a shoehorn and wears Velcro®-closure sneakers scored level 7 - Complete Independence? I thought that the use of Velcro® on clothing should be scored level 6 - Modified Independence.

A: If a patient dresses himself in clothing that is available commercially, then the patient is rated level 7 - Complete Independence. Velcro®-closure sneakers are available commercially, and so the patient described above is rated level 7 - Complete Independence.

A patient who dresses her upper body independently, but wears a Velcro®-closure bra is rated level 6 - Modified Independence. A Velcro®-closure bra is not available commercially, and so the score reflects the added cost of adapting clothing or ordering specialized clothing for a patient. If a patient wears sweat pants with a Velcro® closure added (by a therapist, nurse or helper), and can dress his lower body, score level 6 - Modified Independence.

Q: How do you score the patient who dresses his lower body while still in bed? His ability to dress in bed is very different from his ability to dress while standing.

A: Score the item Dressing - Lower Body based on what the patient is actually doing. If the patient dresses himself in bed and only needs the helper to bring him his clothes, then score level 5 - Supervision or Setup. If the patient typically dresses his lower body while standing and requires a helper to provide steadying assistance, then the score for Dressing - Lower Body will be level 4 - Minimal Contact Assistance. The FIM instrument measures need for assistance (burden of care) required to complete activities. In this case, more assistance is needed if the patient dresses while standing.

Q: How do you score the patient who starts dressing his lower body but requires two helpers to complete dressing the lower body? For example, the patient is very unsteady and so as one helper steadies him, the other helper pulls up his pants.

A: There is a significant need for assistance (burden of care) when two helpers are required to help one person with one activity, and so the score is level 1 - Total Assistance. Anytime two helpers are required to help a patient with one activity, score level 1 - Total Assistance.

NOTES:

TOILETING

Q: How do you score a patient for Toileting, if the amount of assistance needed differs between voiding and bowel movements?

A: Record the lower of the two scores.

Q: A patient pulls his/her pants up and down and cleanses herself at the toilet, but requires steadying assistance of one person while she pulls her pants up and down. What is her score?

A: A patient who requires steadying or contact guard assistance during one or all of the Toileting tasks is scored level 4 - Minimal Assistance. The helper is providing minimal assistance for the activities to occur. If the patient requires the use of a grab bar, but no helper, while she stands to pull up her pants, then score level 6 - Modified Independence. The grab bar is an assistive device.

Q: What is the score for a patient who needs help for both cleansing and adjusting clothing after toilet use?

A: The score is level 2 - Maximum Assistance (less than half of the toileting effort). There are three activities included in toileting: adjusting clothing before toilet use, cleansing, and adjusting clothing after toilet use. In this case the patient has done one out of three activities (one-third of the total effort).

Q: Do you assess Toileting if the patient uses a bedpan and not a toilet?

A: Yes. Toileting includes perineal hygiene and adjusting clothing before and after toilet or bedpan use. Use of the bedpan itself will be addressed under the items Bladder Management and/or Bowel Management and Transfers: Toilet.

NOTES:

BLADDER MANAGEMENT

- Q: If a patient goes to the toilet 6 times during the day at level 6 - Modified Independence and needs assistance using a urinal twice during the night with no accidents, is he rated level 4 - Minimal Assistance?
- A: If the urinal is setup by the helper (handed to the patient and emptied), score level 5 - Supervision or Setup. If the helper places the patient's penis in the urinal, score level 4 - Minimal Assistance.
- Q: How do you score a patient who uses a urinal?
- A: The score for the Function Modifier Bladder Management – Level of Assistance is level 6 - Modified Independence, if the urinal is used independently (i.e., patient retrieves urinal and empties it). The score is level 5 - Supervision or Setup, if the urinal is set up and/or emptied by a helper.
- Q: What is the score for Bladder Management for a patient who is incontinent once a week?
- A: If the patient wets linen or clothing once a week, the score for the Function Modifier Bladder Management – Frequency of Accidents will be level 5 – 1 accident in the past 7 days.
- If the patient wears absorptive pads, and the patient does *not* wet linen or clothing with urine, the score for the Function Modifier Bladder Management - Frequency of Accidents is level 6 – No accidents, device used. If the helper changes the patient's absorptive pad, the patient's score for the Function Modifier Bladder Management – Level of Assistance will be level 1 – Total Assistance. The FIM™ score is the lower of the two Function Modifier scores. In this example, the FIM™ score for Bladder Management is level 1.
- Q: How do you score the patient for the item Bladder Management when (s)he is on renal dialysis and not voiding?
- A: The patient is rated level 7 - Complete Independence for Bladder Management. There are no bladder accidents and no need for assistance with voiding. The need for renal dialysis results from an impairment of the kidney not the bladder. As a result, there is no disability related to Bladder Management.

Q: What is the score for a patient who is independent when putting on and taking off absorptive pads?

A: If a patient is independent with absorptive pads the score for the Function Modifier Bladder Management – Level of Assistance is level 6 - Modified Independence.

Q: Our facility undertakes an intensive Bladder Training Program as part of its rehabilitation process. This provides for scheduled bathroom visits every 2 hours by nursing staff. The FIM™ instrument does not recognize the amount of nursing effort required to maintain patient continence through this program. Essentially, patients may be continent, but only because of the effectiveness of this program.

A: When assessing bladder function, the management effort and the level of success (frequency of accidents) are assessed separately as Function Modifiers, and the lower of the two scores is recorded as the FIM score for Bladder Management. If a patient is on a timed voiding program and (s)he is completely dependent on nursing staff to implement the program, the score is level 1 - Total Assistance.

To score the Function Modifier Bladder Management – Level of Assistance, the nurses should outline the tasks required for each individual's bladder program and determine what portion of the activity is performed by the helper and what portion is performed by the patient. This will determine the level of assistance score. The FIM™ score is the lower of the two function modifier scores.

Q: A patient with a stroke has benign prostatic hypertrophy and no devices. This patient, however, is given medication at night for sleep and has bladder accidents each night. During the day he needs no devices and is continent of urine. What score do I record?

A: If the patient wets his linen or clothing with urine each night, the Bladder Management – Frequency of Accidents score is level 1 – 5 or more accidents during the past 7 days. At night, if the nurse cleans him up after his bladder accident, the score will be level 1 – Total Assistance. The FIM score for Bladder Management is the lower of the two function modifier scores. For this patient the score is level 1.

Q: How do you score the item Bladder Management for the patient who performs intermittent straight catheterization for his bladder program? What about the patient with an indwelling catheter? Both patients are continent of urine.

A: The patient who performs intermittent catheterizations independently, including gathering equipment and emptying the urine, is rated level 6 - Modified Independence for Bladder Management – Level of Assistance. The patient uses a device in this case, but performs the tasks independently. He is performing at a level of Modified Independence.

Copyright ©2001, 2002 UB Foundation Activities, Inc. (UBFA, Inc.) for compilation rights; no copyrights claimed in U.S. Government works included in Section I, portions of Section IV, Appendices I and K, and portions of Appendices B, C, E, G, H and J. All other copyrights are reserved to their respective owners. Copyright ©1993-2001 UB Foundation Activities, Inc. for the FIM Data Set, Measurement Scale, Impairment Codes, and refinements thereto for the IRF-PAI, and for the Guide for the Uniform Data Set for Medical Rehabilitation, as incorporated or referenced herein. The FIM mark is owned by UBFA, Inc.

BLADDER MANAGEMENT, CONTINUED

If the nurse (or any helper) performs the intermittent catheterization, then the score for Bladder Management – Level of Assistance is level 1 - Total Assistance. As the patient learns to perform the catheterization himself, his score will reflect his learning and increase.

The patient who has an indwelling catheter and takes care of inserting the catheter and emptying the leg bag/drainage bag is scored level 6 - Modified Independence for the Function Modifier Bladder Management – Level of Assistance.

If the helper inserts the indwelling catheter and empties the urine bags, then rate the patient level 1 - Total Assistance for the Function Modifier Bladder Management – Level of Assistance.

Q: What is the score for a patient who uses absorptive pads and is totally independent?

A: The score is level 6 - Modified Independence if the patient's clothing and bedding remain dry.

Q: When a patient puts on an absorptive pad during the night but actually has no accidents (i.e., does not wet linen or clothing) and requires no assistance except for putting on the absorptive pad, what is the FIM™ score for Bladder Management?

A: Score level 1 - Total Assistance for Bladder Management – Level of Assistance. Bladder Management – Frequency of Accidents will be scored level 6 – No accidents, uses device. The FIM score is the lower of the two scores, level 1.

Q: Can you give us some examples of patients whose score is a level 4 - Minimal Assistance and patients whose score is a level 3 - Moderate Assistance for Bladder Management – Level of Assistance?

A: Score level 4 - Minimal Assistance for the patient who requires assistance such as application of external catheter, while doing the rest of the Bladder Management tasks: emptying, managing bags/tubing, etc.

Score level 3 - Moderate Assistance for the patient who requires assistance such as help to insert the catheter, connect tubing and empty the leg bag twice a day.

Q: Please address the issues of continence and independent toileting programs.

A: When assessing bladder function, the level of assistance and the level of success (frequency of accidents) are assessed separately as Function Modifiers and the lower of the two scores is recorded as the FIM™ score.

For example, if a patient is on a timed voiding program and (s)he is completely dependent on nursing staff to implement the program, the score is level 1 - Total Assistance for the Function Modifier Bladder Management – Level of Assistance.

If however, the patient manages his/her bladder program during the day, but has had 2 accidents in the past week, the score for the function modifier Bladder Management – Frequency of Accidents will be level 4 – 2 accidents during the past 7 days.

Outline the tasks required for each individual's bladder program and determine what portion of the activity is performed by the helper and what portion is performed by the patient. Next, determine the level of success (frequency of accidents). Record the lower of the two scores as the FIM score.

Q: Review the scoring of bladder management for patients who are incontinent.

A: When scoring the FIM instrument, it is important to recognize the difference between bladder incontinence and bladder accidents. Bladder incontinence refers to the loss of control of the passage of urine from the bladder. A bladder accident has occurred when clothing or linen are wet from urine.

If a patient is incontinent, but the urine is contained within an absorbent pad or other device (e.g., external catheter or indwelling catheter), the patient has not had an accident.

Record in Item 30 on the IRF-PAI the frequency of bladder accidents. Do not record the number of episodes of incontinence on the IRF-PAI.

For the patient who uses an absorbent pad to contain urine, and does not wet linen or clothing, record in item 30 a score of 6 – No accidents; uses device. If the patient changes his/her own absorbent pad, the score for item 29 is 6 – Modified Independence.

Q: What if the patient is continent, but spills his urine on his clothing? Has he had an accident?

A: Yes, spilling a urinal that results in wetting linen or clothing with urine is an accident. Record the number of times the patient wets his linen or clothing with urine during the 7-day observation period.

Copyright ©2001, 2002 UB Foundation Activities, Inc. (UBFA, Inc.) for compilation rights; no copyrights claimed in U.S. Government works included in Section I, portions of Section IV, Appendices I and K, and portions of Appendices B, C, E, G, H and J. All other copyrights are reserved to their respective owners. Copyright ©1993-2001 UB Foundation Activities, Inc. for the FIM Data Set, Measurement Scale, Impairment Codes, and refinements thereto for the IRF-PAI, and for the Guide for the Uniform Data Set for Medical Rehabilitation, as incorporated or referenced herein. The FIM mark is owned by UBFA, Inc.

NOTES:

Copyright ©2001, 2002 UB Foundation Activities, Inc. (UBFA, Inc.) for compilation rights; no copyrights claimed in U.S. Government works included in Section I, portions of Section IV, Appendices I and K, and portions of Appendices B, C, E, G, H and J. All other copyrights are reserved to their respective owners. Copyright ©1993-2001 UB Foundation Activities, Inc. for the FIM Data Set, Measurement Scale, Impairment Codes, and refinements thereto for the IRF-PAI, and for the Guide for the Uniform Data Set for Medical Rehabilitation, as incorporated or referenced herein. The FIM mark is owned by UBFA, Inc.

BOWEL MANAGEMENT

Q: How do you score the item Bowel Management - Level of Assistance for the patient who has a colostomy?

A: For the patient who has a colostomy the score can range from level 1 - Total Assistance to level 6 - Modified Independence. At the level of Total Assistance, the nurse (or helper) takes care of the colostomy completely. At the Modified Independence level, the patient is independent in all the tasks (changing the bag, changing the wafer, emptying the bag into the toilet, etc.) related to Bowel Management.

Q: If a patient asks for a laxative does this mean (s)he is rated level 5 - Supervision or Setup for Bowel Management ? He needs no other assistance, and has no accidents.

A: The patient is scored level 6 - Modified Independence for both Bowel Management – Level of Assistance and Bowel Management – Frequency of Accidents if bowel medication is used. It does not matter whether or not the patients asks for the medication. The FIM™ score, the lower of the two function modifier scores, will also be level 6 – Modified Independence.

Q: A patient is independent with his/her own bowel program, but uses bowel medication such as a stool softener, laxative and/or suppository infrequently. Is (s)he rated level 6 - Modified Independence or level 7 - Complete Independence? What if he/she uses medication three times a week?

A: Score level 6 - Modified Independence for both Bowel Management – Level of Assistance and Bowel Management – Frequency of Accidents.

Q: What if (s)he uses bowel medication once a week?

A: Score level 6 - Modified Independence for both Bowel Management – Level of Assistance and Bowel Management – Frequency of Accidents.

Q: What if he/she uses bowel medication every other week or once a month?

A: Score level 7 - Complete Independence for both Bowel Management – Level of Assistance and Bowel Management – Frequency of Accidents.

Q: If a patient takes a stool softener, does he have to dispense the medication himself to be rated level 6 - Modified Independence? Some facilities have self-medication programs and others do not.

A: No. Dispensing medication is a typical hospital routine. A patient who is given medication by the nurse is rated level 6 - Modified Independence for both Bowel Management – Level of Assistance and Bowel Management – Frequency of Accidents.

Q: How do I score a patient whose Bowel Management program is to use a suppository every other day?

A: That depends on the amount of assistance needed. If the patient completes his/her program independently, the score is level 6 - Modified Independence for Bowel Management – Level of Assistance, because of the use of medication. If the patient only needs setup of supplies (incontinence pads) each time and/or supervision, the score is level 5 - Supervision or Setup. If the patient only needs the helper to lubricate and insert the suppository, the score is level 4 - Minimal Assistance. If the patient needs a helper for positioning, placement of an absorbent pad, lubrication and insertion of the suppository, and help to evacuate the bowel (digital stimulation), the score for Bowel Management is level 1 - Total Assistance. Cleansing and clothing adjustment are assessed under Toileting.

Q: How do I score a patient on Bowel Management, Toileting and Transfers: Toilet, if (s)he has a colostomy and empties it into a bedpan at the bedside?

A: Bowel Management – Level of Assistance is scored level 5 - Supervision or Setup, if the nurse brings the bedpan to the patient, and empties it. Toileting is scored level 7 - Complete Independence if the patient adjusts clothing in bed before and after colostomy care. (Note: if cleansing of the end of the bag is required, that is scored under Toileting and if rinsing of the appliance is required that is scored under Bowel Management.) The score for Transfers: Toilet will be based on the patient's ability to transfer on and off the toilet when voiding. If the patient uses the bedpan for voiding the score for Transfers: Toilet is level "0 – Activity Does Not Occur," because the patient is not performing the activity.

NOTES:

TRANSFERS: BED, CHAIR, WHEELCHAIR

Q: If a patient uses a wheelchair, can he/she receive a score of level 7 - Complete Independence for a bed-to-chair transfer?

A: Yes. Wheelchair use is scored under Locomotion: Walk/Wheelchair. However, if the wheelchair is used during a transfer in such a way that the wheelchair itself facilitates the transfer, such as the armrest, then a score of level 6 - Modified Independence is appropriate.

Q: How can you evaluate whether a patient has performed 50% of transferring tasks?

A: Most clinicians find it helpful to think about touching versus lifting help when scoring this item. If a patient transfers in a safe and timely manner and with no device, the score is level 7 - Complete Independence. If the patient takes more than reasonable time, there is a safety concern or the patient uses a device the score is level 6 - Modified Independence.

A score of level 5 - Supervision or Setup is given if locking of wheels or positioning of the chair is required, or if supervision is needed. If steadying (touching) assistance is required, or if help is needed to scoot the patient forward in the chair only, or if assistance with lifting one limb is needed, then the score is level 4 - Minimal Assistance.

If the helper is required to provide assistance lifting the patient's body, the score is level 3 - Moderate Assistance. If a lot of lifting assistance is needed, the score is level 2 - Maximal Assistance. If the patient is unable to bear weight, or does not help at all, the score is level 1 - Total Assistance.

If the activity does not occur on admission, record the code level 0. If the activity does not occur at the time of discharge, score level 1 – Total Assistance.

Q: It is often more difficult to transfer onto a hospital bed. If the patient needs more assistance transferring to a hospital bed than to a standard bed in the therapy, which score do I record?

A: Score the transfer into and out of the bed that is used every day, that is, the hospital bed.

Q: If a patient is nearly independent in transferring from a wheelchair, is (s)he rated as a level 5 - Supervision or Setup?

A: The score is level 5 - Supervision or Setup if the patient requires supervision or cuing only. The score will be level 4 - Minimal Assistance if the patient needs touching (i.e., steadying or contact) assistance.

Q: When transferring from a surface requires level 4 - Minimal Assistance and transferring back to the same surface requires level 3 - Modified Assistance, what is the score?

A: If a patient has different levels of ability transferring onto and off a surface, record the lower score. In this case the correct score is level 3 - Modified Assistance.

NOTES:

TRANSFERS: TOILET

Q: How do I score the item Transfers: Toilet, when all of our toilet seats are elevated? Does that mean that no patient's score will be higher than level 6 - Modified Independence?

A: The definition for level 6 - Modified Independence reads that the patient *requires* an adaptive or assistive device. Therefore, unless an elevated toilet seat is required for a patient, then the score is level 7 - Complete Independence, if no help is needed.

Q: Is a bedside commode transfer the same as a toilet transfer?

A: The toilet transfer score can be based on a transfer to and from the commode. The bedside commode is an assistive device, so if a patient uses a bedside commode by herself the highest score she could be rated for toilet transfer is level 6 - Modified Independence.

The FIM scores for Bladder Management and Bowel Management scores will be no higher than level 5 - Supervision or Setup, if the helper empties the commode bucket.

Q: In transferring to the toilet a patient must adjust clothing (e.g., pants) as he sits down or stands up from the toilet. In rating Transfers: Toilet, the managing of pants is not taken into consideration in the FIM score. Just the physical part of sitting down/getting up is evaluated. How do you score a patient who can transfer independently but can't manage his/her pants at the same time?

A: The tasks you describe are actually scored in two separate items, (1) Toileting and (2) Transfers: Toilet. The item Toileting is defined as maintaining perineal hygiene and adjusting clothing before and after toilet or bedpan use. The item Transfers: Toilet looks at the patient's ability to get on and off the toilet.

The patient you describe transfers onto and off of the toilet independently. His Transfers: Toilet score is level 7 - Complete Independence, if the transfer is performed safely, in a timely manner and without the use of assistive devices. If the patient pulls his pants down, performs his/her own perineal hygiene, but the helper pulls his pants up, then the Toileting score will be level 3 - Moderate Assistance.

Q: The height of a toilet makes a difference in the patient's ability to transfer. A patient may need maximal assistance to transfer onto a regular toilet, but only minimal assistance to transfer onto a raised commode. Should the patient be rated on a regular toilet seat?

A: To score level 7 - Complete Independence on the item Transfers: Toilet, the patient must transfer to and from a regular (standard) toilet independently. If the patient transfers independently to and from a *raised* toilet, then he/she would be scored a level 6 - Modified Independence for Transfers: Toilet. The raised toilet seat is an assistive device.

In the example you describe, the patient needs maximal assistance to transfer to and from a standard toilet seat and minimal assistance to transfer onto a raised toilet seat. Score what the patient is *actually* doing on a day-to-day basis. If he transfers with contact guard using a raised toilet seat, score level 4 - Minimal Assistance for Transfers: Toilet. If he uses a regular toilet seat and requires maximal assistance, then score level 2 - Maximal Assistance for Transfers: Toilet.

NOTES:

TRANSFERS: TUB OR SHOWER

Q: If a patient is going home and will use a tub, should I be evaluating a tub transfer, even if, during the hospital stay, a shower is being used?

A: Actual performance is scored. Score only one of the Function Modifiers: Transfers: Tub OR Transfers: Shower. If a patient is taking a shower each day in the hospital, then the shower transfer function modifier is assessed and scored. This score will then be recorded as the FIM score For Transfers: Tub, Shower. The Function Modifier Transfers: Tub item is to be left blank. Although the patient's tub transfer ability has been assessed, shower transfer is the actual activity performed every day. Because you know the patient will perform tub transfers at home it is ideal if he practices that activity in the hospital every day.

Q: During a tub transfer, a patient requires moderate assistance to get onto the tub bench, but needs maximum assistance to move her leg into the tub. Do you rate the patient based on the aspect of the tub transfer that requires the most assistance?

A: Score the Function Modifier Transfers: Tub and Transfers: Shower based on the patient's overall ability to get into and out of the tub or shower stall. This includes getting onto the tub bench and getting the legs over the threshold of the tub or shower. The patient described above would be scored level 3 - Moderate Assistance for Transfers: Tub, if she needed lifting assistance to get the transfer started and assistance to lift one leg into the tub.

Q: On admission a patient transfers to the tub bench in the shower with just contact guard assistance. Then this patient progresses to transferring to a shower seat in the shower, which is a more difficult task, but completes the transfer requiring minimal assistance. Under these circumstances, the patient appears to have dropped in scores when actually performing a more difficult task. The FIM score doesn't distinguish between these differences in performance.

A: The patient who is getting touching or contact guard assistance during a tub transfer should be scored level 4 - Minimal Assistance. This patient's score remained at level 4. It may be that a patient's score goes down as he no longer requires the use of some assistive devices such as a tub bench, but requires more human assistance. Remember we are measuring the person's level of ability in terms of need for assistance.

NOTES:

Copyright ©2001, 2002 UB Foundation Activities, Inc. (UBFA, Inc.) for compilation rights; no copyrights claimed in U.S. Government works included in Section I, portions of Section IV, Appendices I and K, and portions of Appendices B, C, E, G, H and J. All other copyrights are reserved to their respective owners. Copyright ©1993-2001 UB Foundation Activities, Inc. for the FIM Data Set, Measurement Scale, Impairment Codes, and refinements thereto for the IRF-PAI, and for the Guide for the Uniform Data Set for Medical Rehabilitation, as incorporated or referenced herein. The FIM mark is owned by UBFA, Inc.

LOCOMOTION: WALK/WHEELCHAIR

Q: Why is the criterion of 150 feet (50 meters) used for Locomotion: Walk/Wheelchair?

A: The distance of 150 feet (50 meters) represents the approximate length of one city block and is used as the minimum criterion for community ambulation. Going this minimum distance would allow an individual to walk from his home to a corner store, to a friend's house, or to get from a car to his doctor's office door.

Q: Is there a difference in scoring a manual wheelchair and a motorized wheelchair?

A: No. If the patient travels 150 feet (50 meters) in a manual or motorized wheelchair by himself, score level 6 - Modified Independence.

Q: A patient is admitted to rehabilitation and uses a wheelchair as the most frequent mode of locomotion. During her stay at the rehabilitation unit the patient walks more than she uses the wheelchair. Do you score the patient based on wheelchair mobility, walking or both?

A: Score the both Function Modifiers: walk and wheelchair.

To determine the FIM™ score, consider the expected or actual mode of locomotion at discharge. The admission and discharge Locomotion: Walk/Wheelchair scores should always be based on the same mode of locomotion. If the patient changes the mode of locomotion from admission to discharge (usually wheelchair to walking), record the admission mode and score based on the *more frequent mode of Locomotion: Walk or Wheelchair on discharge*.

If you anticipate that the patient's mode of locomotion will change (for example, from wheelchair to walking) during the rehabilitation program, or you are unsure what mode the patient will use most often on discharge, then score the patient as follows: On admission record the appropriate score for *both* wheelchair mobility and for walking in the function modifier items. At discharge, determine the more frequent mode of locomotion, and record the appropriate score for this mode. Use the admission Locomotion: Walk/Wheelchair score of the corresponding mode.

Q: If a patient is not ambulating on admission and ambulates 50 feet (17 meters) on discharge, the score is only increased by one point?

A: If the patient is ambulating 50 feet (15 meters) *with assistance* at the time of discharge, that is correct. The discharge score will be level 2 - Maximum Assistance. However, if the patient is ambulating 50 feet (15 meters) *independently*, the discharge score is level 5 - Household Ambulation.

Copyright ©2001, 2002 UB Foundation Activities, Inc. (UBFA, Inc.) for compilation rights; no copyrights claimed in U.S. Government works included in Section I, portions of Section IV, Appendices I and K, and portions of Appendices B, C, E, G, H and J. All other copyrights are reserved to their respective owners. Copyright ©1993-2001 UB Foundation Activities, Inc. for the FIM Data Set, Measurement Scale, Impairment Codes, and refinements thereto for the IRF-PAI, and for the Guide for the Uniform Data Set for Medical Rehabilitation, as incorporated or referenced herein. The FIM mark is owned by UBFA, Inc.

Q: Does Household Ambulation imply independent ambulation status?

A: Yes, to a limited extent. Score level 5 - Household Ambulation for the Function Modifier Walk for a patient who *walks independently* a minimum of 50 feet (15 meters) with or without a device. Score level 2 - Maximal Assistance for the patient who ambulates 50 feet (15 meters) and *requires supervision or the assistance* of one person.

Score level 5 - Household Ambulation for the function modifier Wheelchair for the patient who operates a manual or motorized *wheelchair independently* a minimum of 50 feet (15 meters). Score level 2 - Maximal Assistance for the patient who wheels 50 feet (15 meters) and *requires supervision or the assistance* of one person.

Q: Would a patient who ambulated 100 feet (34 meters) with only contact guard assistance be scored level 2 - Maximal Assistance on the basis of distance?

A: Yes. The patient who ambulated 100 feet (34 meters) with the assistance of one person is scored level 2 - Maximal Assistance for the Function Modifier Walk. The helper may be providing assistance from supervision up to maximal assistance.

NOTES:

STAIRS

Q: In Florida, we have many one-story dwellings and therefore we are often not as concerned about the patient's ability to go a full flight of stairs. If stair climbing is not one of our goals, can we disregard this item?

A: No. Every FIM item must be scored. If the patient does not perform an activity on admission, record level 0. If the patient does not perform the activity at the time of discharge, record level 1 – Total Assistance.

Q: How do I rate a patient who manages a set of training stairs (4 stairs)?

A: If the patient manages 4 stairs (up and down) *with assistance*, the score is level 2 - Maximal Assistance. If he goes up and down 4 stairs *independently*, the score is level 5 - Household Ambulation.

Q: How do I rate a patient in a wheelchair who only uses an elevator? Is the elevator considered an assistive device?

A: No, the score for stairs is a code 0 – Activity Does Not Occur. The patient does not go up and down stairs.

Q: How do I rate a patient who ascends and descends stairs by scooting on his buttocks?

A: Score level 6 - Modified Independence if he ascends and descends a full flight (12-14 stairs) and takes longer than a reasonable amount of time (compared to ambulatory). Score level 7 - Complete Independence if the patient is safe and performs the task in a reasonable amount of time.

Q: What FIM score should a patient get if he can go up and down 4 steps (any number less than 12) with minimal assistance or supervision? I often have patients who need to go up and down 3-6 steps and who do not have the endurance to manage 12-14 steps (or have cardiac restrictions, etc.) and therefore a full flight of stairs is not a goal.

A: If 4 stairs are taken independently, the score is level 5 - Household Ambulation. If touching assistance or supervision is required while going up and down 4 steps, the correct score is level 2 - Maximal Assistance.

Q: Our facility does not have a full flight of stairs (12-14 steps). We do have 4 steps in our physical therapy gym and 6 steps outdoors. Can we have our patients climb both these stairs multiple times.

A: You may have the patients climb a 4-6 step staircase multiple times as long as the stair climbing is continuous.

Q: If a patient has rheumatoid arthritis and morning stiffness and her score for stairs is level 1 - Total Assistance in the morning and level 5 - Household Ambulation in the evening, what is the FIM score?

A: She is rated as a level 1 - Total Assistance. If function varies across settings or time of day, record the lower score.

Q: When a patient's score for going up the stairs is a level 3 - Modified Assistance and going down is a level 2 - Maximal Assistance. What is the correct score?

A: If there is a different in the level of ability going up and down the steps, record the lower score.

Q: When a patient's score for going up the stairs is level 3 - Modified Assistance and going down is a level 1 - Total Assistance, what is her FIM score for stairs?

A: Again, the score is level 1 - Total Assistance. Record the lower score.

Q: Would a patient who can manage 8 steps with contact guard assistance only be rated a level 2 - Maximal Assistance because she is managing less than a full flight of stairs?

A: Yes. The patient who manages only 8 steps with supervision of one person is scored level 2 - Maximal Assistance for Stairs. To score level 3 - Moderate Assistance or higher, the patient needs to manage *a full flight of stairs*. To score level 5 - Household Ambulation, the patient needs to manage 4 to 6 steps *independently*.

NOTES:

COMPREHENSION

Q: How do I rate a patient who is unable to understand what I am saying because of a hearing deficit? He processes the information, but I must speak in an unusually loud voice in order for him to hear the message.

A: Significantly increasing the volume of your voice and/or repeating the message is a form of prompting. If it is done *almost all of the time*, the score may be as low as level 2 - Maximal Prompting. Although one could argue that the assessment combines two issues (auditory comprehension and auditory acuity), from a functional standpoint, one cannot occur without the other. It is similar to a situation where a patient needs assistance to dress because of apraxia. Although apraxia is a motor processing deficit, dressing ability is affected.

Q: How do you define “prompting” for Comprehension?

A: Examples of prompting or cuing include: the use of repetition, stressing particular words or phrases, pauses, and visual or gestural cues.

Q: I understand that at level 5 - Standby Prompting there is a helper involved in Comprehension, but the content of what is understood is different. At level 5 - Standby Prompting, it is everyday situations. How do I score a patient who requires cues to understand complex and abstract information?

A: If the patient understands information about everyday situations (also referred to as basic daily needs), but requires a helper to understand complex and abstract information, the score is level 5 - Standby Prompting, because (s)he meets the criteria described at level 5 - Standby Prompting, but is unable to meet the criteria described at level 6 - Modified Independence.

Q: When a patient with aphasia can understand what people mean by looking at the helper’s gestures, is this rated level 2 - Maximal Prompting?

A: Yes. If the patient understands only simple, commonly used vocal expressions or gestures, the score is level 2 - Maximal Prompting.

Q: How do you rate the patient's ability to express herself or comprehend if the patient speaks a language you do not understand? Is an interpreter considered an assistive device?

A: Score Comprehension and Expression based on the person's ability to comprehend and express her primary language, not necessarily English. Use of an interpreter is therefore not considered when scoring these items. If you are unable to understand the person's language, ask the patient's family, friends, or an interpreter if the patient understands complex or abstract ideas.

NOTES:

EXPRESSION

Q: If a patient expresses complex and abstract information in writing or sign language, can she be scored level 7 - Complete Independence?

A: Yes. Expression at level 7 - Complete Independence can be vocal or nonvocal.

Q: How do I score a patient who expresses herself in simple words only?

A: If the patient expresses her needs in simple words only (e.g., hungry, sleep), the appropriate score is level 2 - Maximal Prompting.

Q: What do you mean by “expression of complex and abstract ideas and basic needs and ideas”?

A: Expression of *complex, and abstract ideas* includes, but is not limited to, discussing current events, religion, humor and relationships with others. Expression of *basic needs* and ideas refers to the patient’s ability to communicate about necessary daily activities, such as nutrition, fluids, elimination, hygiene, and sleep.

Q: How do you score the patient who expressed herself with simple words only? What if the patient can only express herself by pointing to a communication board with pictures of such things as a pill, a beverage or food?

A: If the patient expresses her needs in simple words only, the score for Expression is level 2 - Maximal Prompting. If the patient expresses him/herself by pointing to a communication board with pictures, score level 2 - Maximal Prompting for Expression. Both these patients will be expressing only basic needs and will require maximal prompting.

NOTES:

SOCIAL INTERACTION

Q: How do you score a patient for Social Interaction, if she is withdrawn, particularly if this is her typical pre-morbid behavior?

A: It depends on the degree of withdrawal and whether or not the behavior is affecting the patient's ability to get her needs met. If the patient simply chooses more solitary activities and may be considered more "introverted," but exhibits appropriate behaviors in group situations, the score is level 7 - Complete Independence. However, if she exhibits inappropriate social behavior when in group situations (behavior which requires verbal or non-verbal redirection), the score is based on the amount of assistance needed.

Q: When a patient is somewhat unsociable with loud, foul and abusive language but doesn't cause trouble, should Social Interaction be rated as a level 6 - Modified Independence or below?

A: Level 6 - Modified Independence is the correct score in this situation.

NOTES:

PROBLEM SOLVING

Q: Could you give some examples of “routine” problems for Problem Solving? Are both the decision and the tasks necessarily exhibited?

A: Examples of “routine” problems include: asking for help when a patient drops his spoon on the floor, putting more clothes on when it gets cold, appropriately asking for assistance prior to a transfer and asking for assistance to button a shirt, if needed.

Recognition that there is a problem and deciding what to do about it are both necessary. One way to solve a problem may be to ask for assistance, as in the examples above.

Q: What is the Problem Solving score for someone who solves routine problems 75% of the time, but does not initiate or participate in any complex problem solving?

A: Score level 4 - Minimal Direction for the person who needs occasional assistance with routine problems and does not solve complex problems.

Q: Could you give an example of problem solving at level 4 - Minimal Direction and at level 5 - Supervision?

A: At level 4 - Minimal Direction, the patient solves routine problems most of the time. He requires occasional cues for completion of tasks or self-correction.

At level 5 - Supervision, the patient requires supervision to solve problems under unfamiliar conditions, but routine daily personal activities are completed without a significant (less than 10%) amount of direction or prompting from a helper.

NOTES:

MEMORY

Q: Many of us use day books. Does this mean that we are all Modified Independent with our Memory skills?

A: No. Remembering daily routine refers to the ability to recall the “flow” of a typical day: that we get up, get washed, dressed, eat, go to work, return home, etc. Remembering specific appointment times is not required.

Q: Can I use the Folstein Mini-Mental State examination to assess FIM Memory skills?

A: No. The FIM instrument assesses Memory by scoring the patient’s ability to 1) *recognize* people frequently encountered, 2) remember daily *routines* and 3) execute *requests* of others without need for repetition (three R’s). A more effective approach is to ask the patient about a typical day, looking for information related to the three Rs. Determine the amount of prompting needed.

Q: At level 7 - Total Independence, is the patient required to remember each of his therapists by name?

A: No. It is not necessary that the patient remember each of your names, but only that he recognize you as someone whom he has met previously.

Q: How do I rate the item Memory for a patient who can follow a one- or two-step command, but cannot follow a three-step command?

A: It depends on his ability to meet the remaining criteria defined in the item Memory. For example, if he follows a two-step unrelated command (but not a three-step command) without repetition, recognizes people frequently encountered, and recalls in general his daily routine, but requires a helper to execute more complex instructions, the score is level 4 - Minimal Assistance.

Q: When a patient uses a memory notebook and therefore remembers, she is rated as a level 6 - Modified Independence for Memory?

A: The patient should be rated level 6 - Modified Independence if she uses it independently, or a level 5 - Supervision if a helper reminds her to use it.

NOTES:

Copyright ©2001, 2002 UB Foundation Activities, Inc. (UBFA, Inc.) for compilation rights; no copyrights claimed in U.S. Government works included in Section I, portions of Section IV, Appendices I and K, and portions of Appendices B, C, E, G, H and J. All other copyrights are reserved to their respective owners. Copyright ©1993-2001 UB Foundation Activities, Inc. for the FIM Data Set, Measurement Scale, Impairment Codes, and refinements thereto for the IRF-PAI, and for the Guide for the Uniform Data Set for Medical Rehabilitation, as incorporated or referenced herein. The FIM mark is owned by UBFA, Inc.

APPENDIX I

CODING THE CMS PATIENT DATA SYSTEM

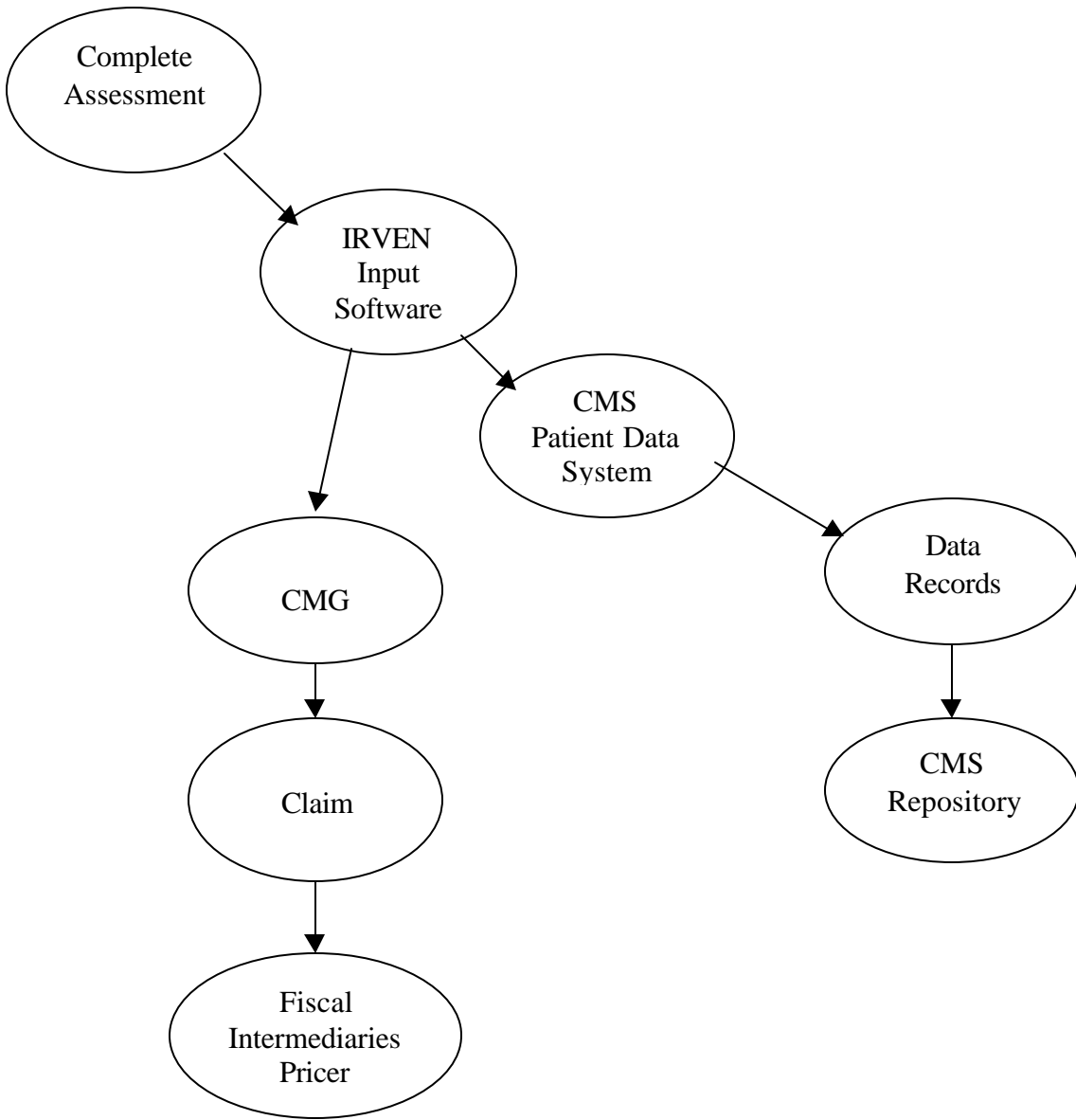
CODING FORMS

Blank hardcopies of the Inpatient Rehabilitation Facility - Patient Assessment Instrument (IRF-PAI) are provided in Appendix E of this guide. The input software for payment, IRVEN, uses the instrument on a question by question basis. Therefore, it is critical to complete the questions on the IRF-PAI carefully and accurately. All questions should be answered, except those that have been identified as voluntary, i.e., the Medical Needs Section (Items 25-28) and the section entitled Quality Indicators (Items 48-54). As shown in the IRVEN data flow diagram below, patient data are collected within the facility and entered into the software. These data are used for payment purposes. In addition, the data will be used to develop an analytical database for monitoring, and assessing implementation of the prospective payment system.

CMS PATIENT DATA SYSTEM FLOW

IRVEN software is a powerful computer program provided to all IRFs and is available on the CMS website: www.hcfa.gov/medicare/irfpps.htm. The diagram below illustrates the role of IRVEN software in the flow of data within an IRF. Instructions are available as part of the software and assistance is available from the Technical Help Desk Support. The toll-free number is (800) 339-9313.

CMS PATIENT DATA SYSTEM FLOW



Copyright ©2001, 2002 UB Foundation Activities, Inc. (UBFA, Inc.) for compilation rights; no copyrights claimed in U.S. Government works included in Section I, portions of Section IV, Appendices I and K, and portions of Appendices B, C, E, G, H and J. All other copyrights are reserved to their respective owners. Copyright ©1993-2001 UB Foundation Activities, Inc. for the FIM Data Set, Measurement Scale, Impairment Codes, and refinements thereto for the IRF-PAI, and for the Guide for the Uniform Data Set for Medical Rehabilitation, as incorporated or referenced herein. The FIM mark is owned by UBFA, Inc.

APPENDIX J

RELATIVE WEIGHTS FOR CASE MIX GROUPS (CMGs)

INTRODUCTION

The IRF-PPS Final Rule specifies that data from the IRF-PAI will be used to classify a patient into a CMG. Each CMG/comorbidity tier combination is assigned a relative weight, which is multiplied by the budget neutral conversion factor to arrive at a Federal prospective payment. Applicable case- and facility-level adjustments are then applied to the Federal prospective payment to determine the reimbursement that the inpatient rehabilitation facility (IRF) receives for Medicare Part A fee-for-service covered services furnished by the IRF during the Medicare beneficiary's episode of care.

The case-level adjustments include those that apply for interrupted stays, transfer patients, short stays, patients who expire, and outlier patients. Facility-level adjustments are those that account for geographic variation in wages (wage index), disproportionate share hospital (DSH) percentages or low income patients (LIP), and location in a rural area.

A set of relative weights accounts for the relative differences in resource use across the 100 CMGs. Ninety-five of these CMGs (those for typical patients*) may have 4 different relative weights each, one for each of 3 comorbidity tiers, and one for no comorbidities. Five special CMGs for atypical patients, which are unaffected by comorbidity status, have only one relative weight each.

Methodology to Classify Patients into CMGs

Data needed to classify a **typical patient** into a distinct CMG includes:

- the patient's **admission Impairment Group Code** (item 21 on the IRF-PAI), which the Grouper software will recode into a **Rehabilitation Impairment Category (RIC)**. See Appendix B of this Training Manual for the list of Impairment Group Codes and the associated Rehabilitation Impairment Category (RIC) codes and ICD-9-CM codes.
- the patient's **admission motor score**, which is the sum of admission scores for 12 FIMTM items: Eating (item 39A) + Grooming (item 39B) + Bathing (item 39C) + Dressing – Upper (item 39D) + Dressing – Lower (item 39E) + Toileting (item 39F) + Bladder Management (item 39G) + Bowel Management (item 39H) + Transfers: Bed, Chair, Wheelchair (item 39I) + Transfers: Toilet (item 39J) + Walk/Wheelchair (item 39L) + Stairs (item 39M). Note: Any motor item with a code of "0" will be recoded to a "1" in the grouper software. The motor score may range from 12 to 84.

- the patient's **admission cognitive score**, which is the sum of admission scores for 5 FIM items: Comprehension (item 39N) + Expression (item 39O) + Social Interaction (item 39P) + Problem Solving (item 39Q) + Memory (item 39R). The cognitive score may range from 5 to 35.
- the patient's **age at admission**.

IRFs will enter one of the 95 CMGs for typical patients, as well as the comorbidity tier on the claim form.

As noted above, the transfer rule may apply if the patient is discharged early (i.e., LOS is less than average LOS for the given CMG) to an institutional site (based on data submitted on the claim form).

Five special CMGs are used for patients who have a length of stay of 3 days or less (not including transfer patients), and patients who expire. The 5 special CMGs will be assigned by the PRICER software in special situations. Providers will never need to enter the special CMGs (5001, 5101, 5102, 5103, 5104) on a claim.

* A **typical** patient has a length of stay of more than three days, receives a full course of inpatient rehabilitation care, and is discharged to the community.

Refer to the IRF-PPS Final Rule (Medicare Program; Prospective Payment System for Inpatient Rehabilitation Facilities; Final Rule. *Federal Register* 2001;66 (152):41316-430) for authoritative guidance.

Description of Table

The table that follows lists the relative weight and average length of stay for each CMG/comorbidity tier combination. The first column is the CMG code, and the second column is the CMG description based on motor, cognitive and age cutpoints. The next 4 columns provide the relative weights for the 4 comorbidity levels.

RELATIVE WEIGHTS FOR CASE-MIX GROUPS (CMGs)

CMG	CMG Description (M=motor, C=cognitive, A=age)	Relative Weights				Average Length of Stay			
		Tier 1	Tier 2	Tier 3	None	Tier 1	Tier 2	Tier 3	None
0101	Stroke M=69-84 and C=23-35	0.4778	0.4279	0.4078	0.3859	10	9	6	8
0102	Stroke M=59-68 and C=23-35	0.6506	0.5827	0.5553	0.5255	11	12	10	10
0103	Stroke M=59-84 and C=5-22	0.8296	0.7430	0.7080	0.6700	14	12	12	12
0104	Stroke M=53-58	0.9007	0.8067	0.7687	0.7275	17	13	12	13
0105	Stroke M=47-52	1.1339	1.0155	0.9677	0.9158	16	17	15	15
0106	Stroke M=42-46	1.3951	1.2494	1.1905	1.1267	18	18	18	18
0107	Stroke M=39-41	1.6159	1.4472	1.3790	1.3050	17	20	21	21
0108	Stroke M=34-38 and A>=83	1.7477	1.5653	1.4915	1.4115	25	27	22	23
0109	Stroke M=34-38 and A<=82	1.8901	1.6928	1.6130	1.5265	24	24	22	24
0110	Stroke M=12-33 and A>=89	2.0275	1.8159	1.7303	1.6375	29	25	27	26
0111	Stroke M=27-33 and A=82-88	2.0889	1.8709	1.7827	1.6871	29	26	24	27
0112	Stroke M=12-26 and A=82-88	2.4782	2.2195	2.1149	2.0015	40	33	30	31
0113	Stroke M=27-33 and A<=81	2.2375	2.0040	1.9095	1.8071	30	27	27	28
0114	Stroke M=12-26 and A<=81	2.7302	2.4452	2.3300	2.2050	37	34	32	33
0201	Traumatic brain injury M=52-84 and C=24-35	0.7689	0.7276	0.6724	0.6170	13	14	14	11
0202	Traumatic brain injury M=40-51 and C=24-35	1.1181	1.0581	0.9778	0.8973	18	16	17	16
0203	Traumatic brain injury M=40-84 and C=5-23	1.3077	1.2375	1.1436	1.0495	19	20	19	18
0204	Traumatic brain injury M=30-39	1.6534	1.5646	1.4459	1.3269	24	23	22	22
0205	Traumatic brain injury M=12-29	2.5100	2.3752	2.1949	2.0143	44	36	35	31
0301	Non-traumatic brain injury M=51-84	0.9655	0.8239	0.7895	0.7195	14	14	12	13
0302	Non-traumatic brain injury M=41-50	1.3678	1.1672	1.1184	1.0194	19	17	17	16
0303	Non-traumatic brain injury M=25-40	1.8752	1.6002	1.5334	1.3976	23	23	22	22
0304	Non-traumatic brain injury M=12-24	2.7911	2.3817	2.2824	2.0801	44	32	34	31

Copyright ©2001, 2002 UB Foundation Activities, Inc. (UBFA, Inc.) for compilation rights; no copyrights claimed in U.S. Government works included in Section I, portions of Section IV, Appendices I and K, and portions of Appendices B, C, E, G, H and J. All other copyrights are reserved to their respective owners. Copyright ©1993-2001 UB Foundation Activities, Inc. for the FIM Data Set, Measurement Scale, Impairment Codes, and refinements thereto for the IRF-PAI, and for the Guide for the Uniform Data Set for Medical Rehabilitation, as incorporated or referenced herein. The FIM mark is owned by UBFA, Inc.

CMG	CMG Description (M=motor, C=cognitive, A=age)	Relative Weights				Average Length of Stay			
		Tier 1	Tier 2	Tier 3	None	Tier 1	Tier 2	Tier 3	None
0401	Traumatic spinal cord injury M=50-84	0.9282	0.8716	0.8222	0.6908	15	15	16	14
0402	Traumatic spinal cord injury M=36-49	1.4211	1.3344	1.2588	1.0576	21	18	22	19
0403	Traumatic spinal cord injury M=19-35	2.3485	2.2052	2.0802	1.7478	32	32	31	30
0404	Traumatic spinal cord injury M=12-18	3.5227	3.3078	3.1203	2.6216	46	43	62	40
0501	Non-traumatic spinal cord injury M=51-84 and C=30-35	0.7590	0.6975	0.6230	0.5363	12	13	10	10
0502	Non-traumatic spinal cord injury M=51-84 and C=5-29	0.9458	0.8691	0.7763	0.6683	15	17	10	12
0503	Non-traumatic spinal cord injury M=41-50	1.1613	1.0672	0.9533	0.8206	17	17	15	14
0504	Non-traumatic spinal cord injury M=34-40	1.6759	1.5400	1.3757	1.1842	23	21	21	19
0505	Non-traumatic spinal cord injury M=12-33	2.5314	2.3261	2.0778	1.7887	31	31	29	28
0601	Neurological M=56-84	0.8794	0.6750	0.6609	0.5949	14	13	12	12
0602	Neurological M=47-55	1.1979	0.9195	0.9003	0.8105	15	15	14	15
0603	Neurological M=36-46	1.5368	1.1796	1.1550	1.0397	21	18	18	18
0604	Neurological M=12-35	2.0045	1.5386	1.5065	1.3561	31	24	25	23
0701	Fracture of lower extremity M=52-84	0.7015	0.7006	0.6710	0.5960	13	13	12	11
0702	Fracture of lower extremity M=46-51	0.9264	0.9251	0.8861	0.7870	15	15	16	14
0703	Fracture of lower extremity M=42-45	1.0977	1.0962	1.0500	0.9326	18	17	17	16
0704	Fracture of lower extremity M=38-41	1.2488	1.2471	1.1945	1.0609	14	20	19	18
0705	Fracture of lower extremity M=12-37	1.4760	1.4740	1.4119	1.2540	20	22	22	21
0801	Replacement of lower extremity joint M=58-84	0.4909	0.4696	0.4518	0.3890	9	9	8	8
0802	Replacement of lower extremity joint M=55-57	0.5667	0.5421	0.5216	0.4490	10	10	9	9

Copyright ©2001, 2002 UB Foundation Activities, Inc. (UBFA, Inc.) for compilation rights; no copyrights claimed in U.S.
Government works included in Section I, portions of Section IV, Appendices I and K, and portions of Appendices B, C, E, G, H and J.
All other copyrights are reserved to their respective owners. Copyright ©1993-2001 UB Foundation Activities, Inc. for the FIM Data
Set, Measurement Scale, Impairment Codes, and refinements thereto for the IRF-PAI, and for the Guide for the Uniform Data Set for
Medical Rehabilitation, as incorporated or referenced herein. The FIM mark is owned by UBFA, Inc.

CMG	CMG Description (M=motor, C=cognitive, A=age)	Relative Weights				Average Length of Stay			
		Tier 1	Tier 2	Tier 3	None	Tier 1	Tier 2	Tier 3	None
0803	Replacement of lower extremity joint M=47-54	0.6956	0.6654	0.6402	0.5511	9	11	11	10
0804	Replacement of lower extremity joint M=12-46 and C=32-35	0.9284	0.8881	0.8545	0.7356	15	14	14	12
0805	Replacement of lower extremity joint M=40-46 and C=5-31	1.0027	0.9593	0.9229	0.7945	16	16	14	14
0806	Replacement of lower extremity joint M=12-39 and C=5-31	1.3681	1.3088	1.2592	1.0840	21	20	19	18
0901	Other orthopedic M=54-84	0.6988	0.6390	0.6025	0.5213	12	11	11	11
0902	Other orthopedic M=47-53	0.9496	0.8684	0.8187	0.7084	15	15	14	13
0903	Other orthopedic M=38-46	1.1987	1.0961	1.0334	0.8942	18	18	17	16
0904	Other orthopedic M=12-37	1.6272	1.4880	1.4029	1.2138	23	23	23	21
1001	Amputation, lower extremity M=61-84	0.7821	0.7821	0.7153	0.6523	13	13	12	13
1002	Amputation, lower extremity M=52-60	0.9998	0.9998	0.9144	0.8339	15	15	14	15
1003	Amputation, lower extremity M=46-51	1.2229	1.2229	1.1185	1.0200	18	17	17	18
1004	Amputation, lower extremity M=39-45	1.4264	1.4264	1.3046	1.1897	20	20	19	19
1005	Amputation, lower extremity M=12-38	1.7588	1.7588	1.6086	1.4670	21	25	23	23
1101	Amputation, non-lower extremity M=52-84	1.2621	0.7683	0.7149	0.6631	18	11	13	12
1102	Amputation, non-lower extremity M=38-51	1.9534	1.1892	1.1064	1.0263	25	18	17	18
1103	Amputation, non-lower extremity M=12-37	2.6543	1.6159	1.5034	1.3945	33	23	22	25
1201	Osteoarthritis M=55-84 and C=34-35	0.7219	0.5429	0.5103	0.4596	13	10	11	9
1202	Osteoarthritis M=55-84 and C=5-33	0.9284	0.6983	0.6563	0.5911	16	11	13	13
1203	Osteoarthritis M=48-54	1.0771	0.8101	0.7614	0.6858	18	15	14	13
1204	Osteoarthritis M=39-47	1.3950	1.0492	0.9861	0.8882	22	19	16	17
1205	Osteoarthritis M=12-38	1.7874	1.3443	1.2634	1.1380	27	21	21	20

Copyright ©2001, 2002 UB Foundation Activities, Inc. (UBFA, Inc.) for compilation rights; no copyrights claimed in U.S. Government works included in Section I, portions of Section IV, Appendices I and K, and portions of Appendices B, C, E, G, H and J. All other copyrights are reserved to their respective owners. Copyright ©1993-2001 UB Foundation Activities, Inc. for the FIM Data Set, Measurement Scale, Impairment Codes, and refinements thereto for the IRF-PAI, and for the Guide for the Uniform Data Set for Medical Rehabilitation, as incorporated or referenced herein. The FIM mark is owned by UBFA, Inc.

CMG	CMG Description (M=motor, C=cognitive, A=age)	Relative Weights				Average Length of Stay			
		Tier 1	Tier 2	Tier 3	None	Tier 1	Tier 2	Tier 3	None
1301	Rheumatoid, other arthritis M=54-84	0.7719	0.6522	0.6434	0.5566	13	14	13	11
1302	Rheumatoid, other arthritis M=47-53	0.9882	0.8349	0.8237	0.7126	16	14	14	14
1303	Rheumatoid, other arthritis M=36-46	1.3132	1.1095	1.0945	0.9469	20	18	16	17
1304	Rheumatoid, other arthritis M=12-35	1.8662	1.5768	1.5555	1.3457	25	25	29	22
1401	Cardiac M=56-84	0.7190	0.6433	0.5722	0.5156	15	12	11	11
1402	Cardiac M=48-55	0.9902	0.8858	0.7880	0.7101	13	15	13	13
1403	Cardiac M=38-47	1.2975	1.1608	1.0325	0.9305	21	19	16	16
1404	Cardiac M=12-37	1.8013	1.6115	1.4335	1.2918	30	24	21	20
1501	Pulmonary M=61-84	0.8032	0.7633	0.6926	0.6615	15	13	13	13
1502	Pulmonary M=48-60	1.0268	0.9758	0.8855	0.8457	17	17	14	15
1503	Pulmonary M=36-47	1.3242	1.2584	1.1419	1.0906	21	20	18	18
1504	Pulmonary M=12-35	2.0598	1.9575	1.7763	1.6965	30	28	30	26
1601	Pain syndrome M=45-84	0.8707	0.8327	0.7886	0.6603	15	14	13	13
1602	Pain syndrome M=12-44	1.3320	1.2739	1.2066	1.0103	21	20	20	18
1701	Major multiple trauma without brain or spinal cord injury M=46-84	0.9996	0.9022	0.8138	0.7205	16	14	11	13
1702	Major multiple trauma without brain or spinal cord injury M=33-45	1.4755	1.3317	1.2011	1.0634	21	21	20	18
1703	Major multiple trauma without brain or spinal cord injury M=12-32	2.1370	1.9288	1.7396	1.5402	33	28	27	24
1801	Major multiple trauma with brain or spinal cord injury M=45-84 and C=33-35	0.7445	0.7445	0.6862	0.6282	12	12	12	10
1802	Major multiple trauma with brain or spinal cord injury M=45-84 and C=5-32	1.0674	1.0674	0.9838	0.9007	16	16	16	16
1803	Major multiple trauma with brain or spinal cord injury M=26-44	1.6350	1.6350	1.5069	1.3797	22	25	20	22

Copyright ©2001, 2002 UB Foundation Activities, Inc. (UBFA, Inc.) for compilation rights; no copyrights claimed in U.S. Government works included in Section I, portions of Section IV, Appendices I and K, and portions of Appendices B, C, E, G, H and J. All other copyrights are reserved to their respective owners. Copyright ©1993-2001 UB Foundation Activities, Inc. for the FIM Data Set, Measurement Scale, Impairment Codes, and refinements thereto for the IRF-PAI, and for the Guide for the Uniform Data Set for Medical Rehabilitation, as incorporated or referenced herein. The FIM mark is owned by UBFA, Inc.

CMG	CMG Description (M=motor, C=cognitive, A=age)	Relative Weights				Average Length of Stay			
		Tier 1	Tier 2	Tier 3	None	Tier 1	Tier 2	Tier 3	None
1804	Major multiple trauma with brain or spinal cord injury M=12-25	2.9140	2.9140	2.6858	2.4589	41	29	40	40
1901	Guillain Barré M=47-84	1.1585	1.0002	0.9781	0.8876	15	15	16	15
1902	Guillain-Barré M=31-46	2.1542	1.8598	1.8188	1.6505	27	27	27	24
1903	Guillain-Barré M=12-30	3.1339	2.7056	2.6459	2.4011	41	35	30	40
2001	Miscellaneous M=54-84	0.8371	0.7195	0.6705	0.6029	12	13	11	12
2002	Miscellaneous M=45-53	1.1056	0.9502	0.8855	0.7962	15	15	14	14
2003	Miscellaneous M=33-44	1.4639	1.2581	1.1725	1.0543	20	18	18	18
2004	Miscellaneous M=12-32 and A>=82	1.7472	1.5017	1.3994	1.2583	30	22	21	22
2005	Miscellaneous M=12-32 and A<=81	2.0799	1.7876	1.6659	1.4979	33	25	24	24
2101	Burns M=46-84	1.0357	0.9425	0.8387	0.8387	18	18	15	16
2102	Burns M=12-45	2.2508	2.0482	1.8226	1.8226	31	26	26	29
5001	Short-stay cases, length of stay is 3 days or fewer	.	.	.	0.1651	.	.	.	3
5101	Expired, orthopedic, length of stay is 13 days or fewer	.	.	.	0.4279	.	.	.	8
5102	Expired, orthopedic, length of stay is 14 days or more	.	.	.	1.2390	.	.	.	23
5103	Expired, not orthopedic, length of stay is 15 days or fewer	.	.	.	0.5436	.	.	.	9
5104	Expired, not orthopedic, length of stay is 16 days or more	.	.	.	1.7100	.	.	.	28

Copyright ©2001, 2002 UB Foundation Activities, Inc. (UBFA, Inc.) for compilation rights; no copyrights claimed in U.S. Government works included in Section I, portions of Section IV, Appendices I and K, and portions of Appendices B, C, E, G, H and J. All other copyrights are reserved to their respective owners. Copyright ©1993-2001 UB Foundation Activities, Inc. for the FIM Data Set, Measurement Scale, Impairment Codes, and refinements thereto for the IRF-PAI, and for the Guide for the Uniform Data Set for Medical Rehabilitation, as incorporated or referenced herein. The FIM mark is owned by UBFA, Inc.

APPENDIX K

PATIENT PRIVACY AND PRIVACY RIGHTS UNDER THE INPATIENT REHABILITATION FACILITY PROSPECTIVE PAYMENT SYSTEM (IRF PPS)

In order to participate in the Medicare program a hospital must comply with specific conditions of participation. These conditions are stipulated at Title 42 of the Code of Federal Regulations, Subchapter G, Part 482. Section 482.13 which is entitled "Condition of participation: Patients' rights" at subparagraph (d) states the following:

The patient has the right to the confidentiality of his or her clinical records.

Section 482.24 which is entitled "Condition of participation: Medical record services" at subparagraph (b)(3) states the following:

The hospital must have a procedure for ensuring the confidentiality of patient records. Information from or copies of records may be released only to authorized individuals, and the hospital must ensure that unauthorized individuals cannot gain access to or alter patient records. Original medical records must be released by the hospital only in accordance with Federal or State laws, court orders, or subpoenas.

In addition to these patient privacy safeguards the IRF PPS Final Rule specified the following patient rights:

- The right to be informed of the purpose of the patient assessment data collection;
- The right to have any patient assessment information that is collected remain confidential and secure;
- The right to be informed that the patient assessment information will not be disclosed to others except for legitimate purposes allowed by the Federal Privacy Act and Federal and State regulations;
- The right to refuse to answer patient assessment data questions; and
- The right to see, review, and request changes on the patient assessment instrument.

The IRF must ensure that an IRF clinician documents in the Medicare patient's clinical record that the patient has been informed of these IRF PPS Final Rule patient rights.

In addition, note that on December 28, 2000, the Office of the Assistant Secretary for Planning and Evaluation, DHHS, published a Final Rule entitled "Standards for

Privacy of Individually Identifiable Health Information" (65 FR 82462). That rule implemented the privacy requirements of the Administrative Simplification subtitle of the Health Insurance Portability and Accountability Act of 1996, and contains the standards to protect the privacy of individually identifiable health information. Implementation of the Standards for Privacy of Individually Identifiable Health Information Final Rule may at a future date result in changes being made to these IRF PPS Patient Privacy and Patient Rights. Any updates to this IRF PPS Patient Privacy and Patient Rights section can be found at the IRF PPS website at "www.hcfa.gov/medicare/irfpps.htm."