



# Monthly Treasury Statement

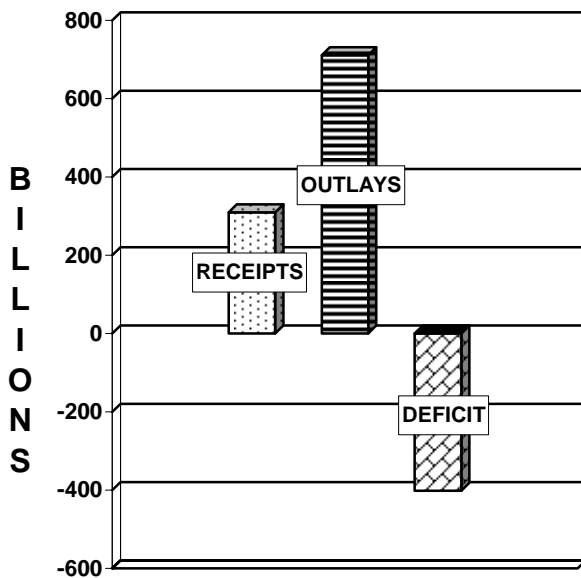
of Receipts and Outlays  
of the United States Government

For Fiscal Year 2009 Through **November 30, 2008**, and Other Periods

## Highlight

The scheduled release dates for the Calendar Year 2009 Statements are listed on the back of this publication.

RECEIPTS, OUTLAYS, AND  
SURPLUS/DEFICIT THROUGH NOVEMBER  
2008



### Contents

- Summary, page 2
- Receipts, page 6
- Outlays, page 7
- Means of financing, page 20
- Receipts/outlays by month, page 28
- Federal trust funds/securities, page 30
- Receipts by source/outlays by function, page 30
- Explanatory notes, page 31

Compiled and Published by

Department of the Treasury  
Financial Management Service



## Introduction

The *Monthly Treasury Statement of Receipts and Outlays of the United States Government (MTS)* is prepared by the Financial Management Service, Department of the Treasury, and, after approval by the Fiscal Assistant Secretary of the Treasury; is normally released on the 8th workday of the month following the reporting month. The publication is based on data provided by Federal entities, disbursing officers, and Federal Reserve banks.

### AUDIENCE

The *MTS* is published to meet the needs of those responsible for or interested in the cash position of the Treasury, those who are responsible or interested in the Government's budget results; and individuals and businesses whose operations depend upon or are related to the Government's financial operations.

### DISCLOSURE STATEMENT

This statement summarizes the financial activities of the Federal Government and off-budget Federal entities conducted in accordance with the Budget of the U.S. Government, i.e., receipts and outlays of funds, the surplus or deficit, and the means of financing the deficit or disposing of the surplus. Information is presented on a modified cash basis. Receipts are accounted for on the basis of collections; refunds of receipts are treated as deductions from gross receipts; revolving and

management fund receipts, reimbursements and refunds of monies previously expended are treated as deductions from gross outlays; and interest on the public debt (public issues) is recognized on the accrual basis. Major information sources include accounting data reported by Federal entities, disbursing officers, and Federal Reserve banks.

### TRIAD OF PUBLICATIONS

The *MTS* is part of a triad of Treasury financial reports. The *Daily Treasury Statement* is published each working day of the Federal Government. It provides data on the cash and debt operations of the Treasury based upon reporting of the Treasury account balances by Federal Reserve banks. The *MTS* is a report of Government receipts and outlays, based on agency reporting. The *Combined Statement of Receipts, Outlays, and Balances of the United States Government* is the official publication of the detailed receipts and outlays of the Government. It is published annually in accordance with legislative mandates given to the Secretary of the Treasury.

### DATA SOURCES AND INFORMATION

The Explanatory Notes section of this publication provides information concerning the flow of data into the *MTS* and sources of information relevant to the *MTS*.

**Table 1. Summary of Receipts, Outlays, and the Deficit/Surplus of the U.S. Government, Fiscal Years 2008 and 2009, by Month**

Period	[\$ millions]		
	Receipts	Outlays	Deficit/Surplus (-)
<b>FY 2008</b>			
October.....	178,175	235,014	56,838
November.....	151,055	249,293	98,238
December.....	276,982	228,721	-48,261
January.....	255,217	237,379	-17,839
February.....	105,723	281,287	175,563
March.....	178,816	227,028	48,212
April.....	403,751	244,469	-159,282
May.....	124,272	290,199	165,927
June.....	259,912	226,365	-33,547
July.....	160,494	263,261	102,767
August.....	157,016	268,930	111,914
September.....	1272,228	<sup>1,2</sup> 226,494	-45,734
Year-to-Date.....	<b>2,523,642</b>	<b>2,978,440</b>	<b>454,798</b>
<b>FY 2009</b>			
October.....	164,847	402,024	237,177
November.....	144,782	309,179	164,397
Year-to-Date.....	<b>309,629</b>	<b>711,203</b>	<b>401,574</b>

<sup>1</sup>Receipts have increased and outlays correspondingly increased by \$4 million for the month of September 2008 to reflect additional reporting by Administrative Office of the U.S. Courts.

<sup>2</sup>Outlays have been increased by \$3 million for the month of September 2008 to reflect additional reporting by Department of Agriculture.

Note: Details may not add to totals due to rounding.

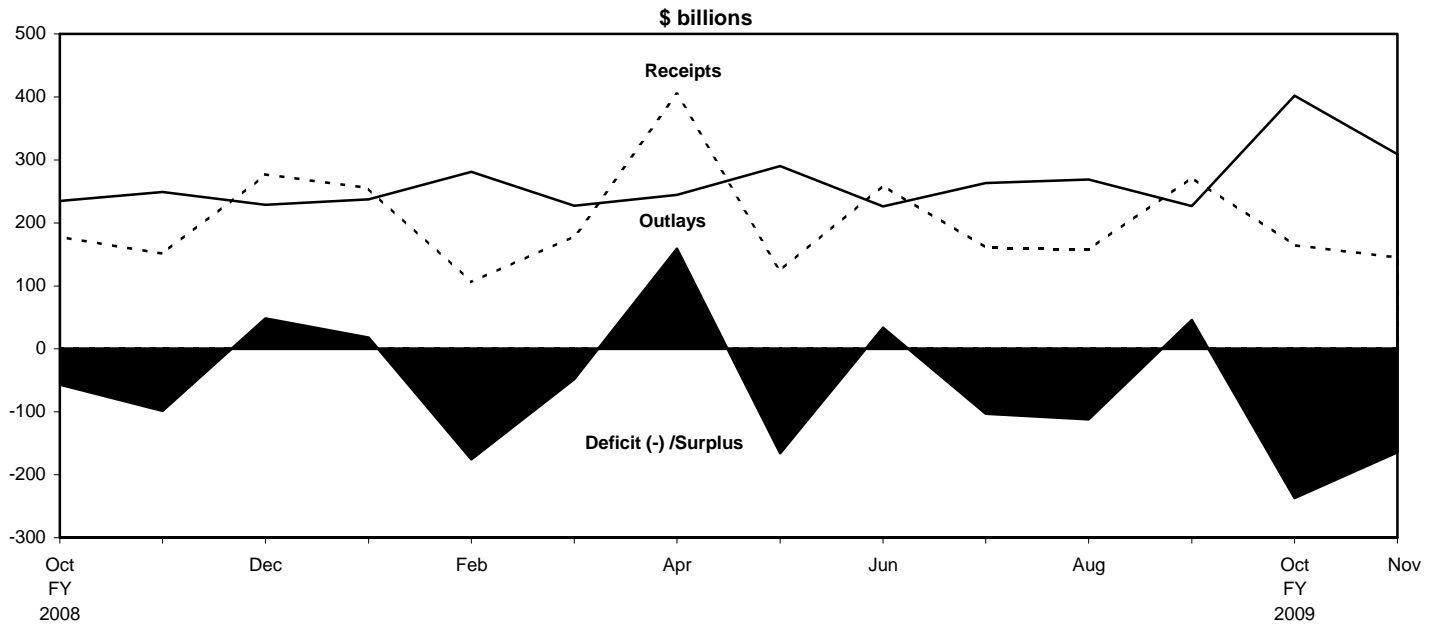
**Table 2. Summary of Budget and off-Budget Results and Financing of the U.S. Government, November 2008 and Other Periods**

Classification	[\$ millions]				
	This Month	Current Fiscal Year to Date	Budget Estimates Full Fiscal Year <sup>1</sup>	Prior Fiscal Year to Date (2008)	Budget Estimates Next Fiscal Year (2010) <sup>1</sup>
Total On-Budget and Off-Budget Results:					
Total Receipts.....	144,782	309,629	2,651,363	329,230	2,915,836
On-Budget Receipts.....	94,377	212,375	1,968,990	235,851	2,186,199
Off-Budget Receipts.....	50,405	97,254	682,373	93,379	729,637
Total Outlays.....	309,179	711,203	3,133,203	484,307	3,093,546
On-Budget Outlays.....	258,676	613,243	2,631,725	393,369	2,564,531
Off-Budget Outlays.....	50,503	97,960	501,477	90,938	529,015
Total Surplus (+) or Deficit (-).....	-164,397	-401,574	-481,840	-155,077	-177,710
On-Budget Surplus (+) or Deficit (-).....	-164,299	-400,868	-662,735	-157,518	-378,332
Off-Budget Surplus (+) or Deficit (-).....	-98	-706	+180,896	+2,441	+200,622
Total On-Budget and Off-Budget Financing.....	164,397	401,574	481,840	155,077	177,710
Means of Financing:					
Borrowing from the Public.....	91,276	585,781	537,707	98,400	178,365
Reduction of Operating Cash, Increase (-).....	112,502	-130,848	.....	66,693	.....
by Other Means.....	-39,381	-53,359	-55,868	-10,017	-655

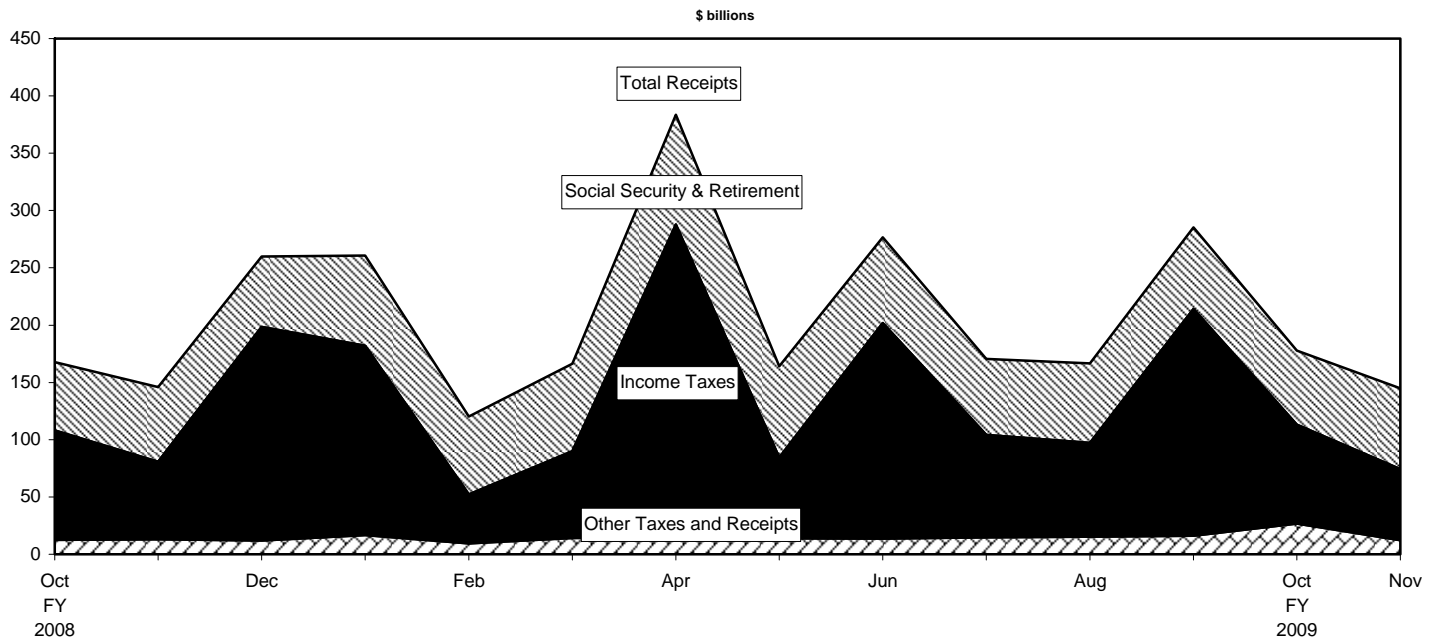
<sup>1</sup>These estimates are based on the Mid-Session Review of the FY 2009 Budget, released by the Office of Management and Budget on July 28, 2008.

... No Transactions  
Note: Details may not add to totals due to rounding.

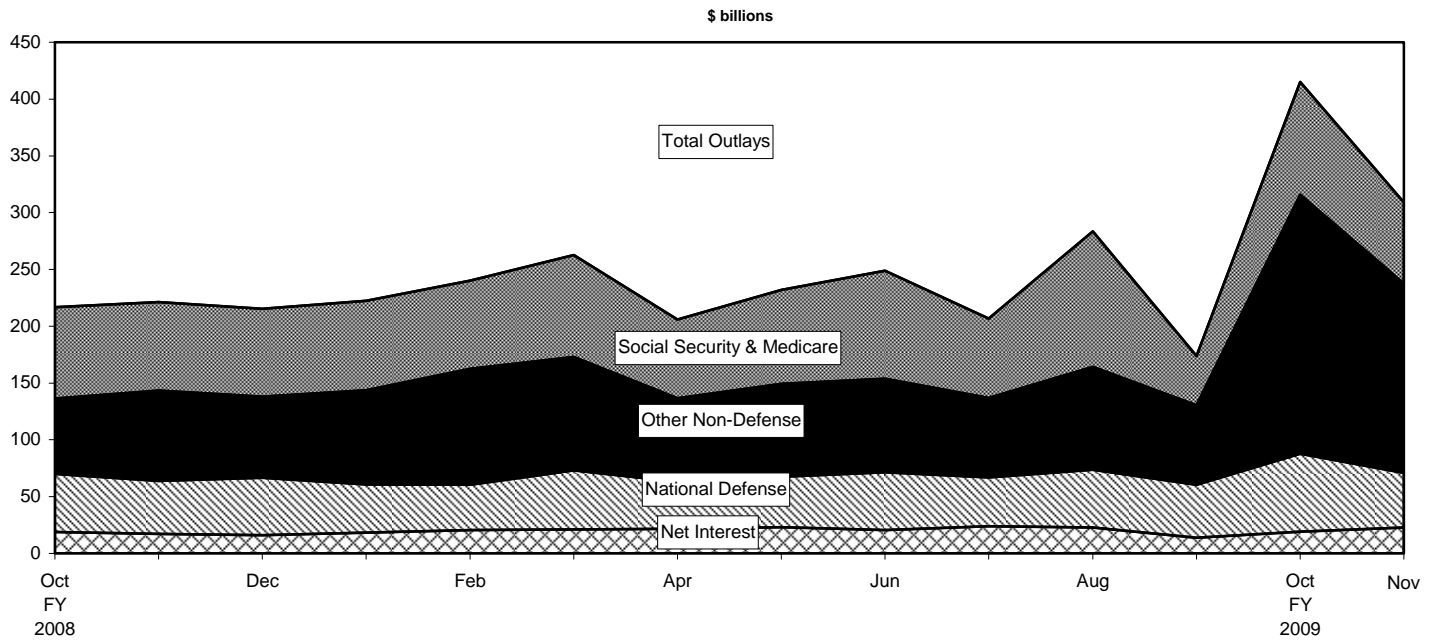
**Figure 1. Monthly Receipts, Outlays, and Budget Deficit/Surplus of the U.S. Government, Fiscal Years 2008 and 2009**



**Figure 2. Monthly Receipts of the U.S. Government, by Source, Fiscal Years 2008 and 2009**



**Figure 3. Monthly Outlays of the U.S. Government, by Function, Fiscal Years 2008 and 2009**



**Table 3. Summary of Receipts and Outlays of the U.S. Government, November 2008 and Other Periods**

Classification	[\$ millions]			
	This Month	Current Fiscal Year to Date	Comparable Prior Period Year to Date	Budget Estimates Full Fiscal Year <sup>1</sup>
<b>Budget Receipts</b>				
Individual Income Taxes .....	60,095	146,418	161,006	1,250,360
Corporation Income Taxes.....	1,994	2,075	8,653	304,063
Social Insurance and Retirement Receipts:				
Employment and General Retirement (Off-Budget) .....	50,405	97,254	93,379	682,373
Employment and General Retirement (On-Budget) .....	16,803	32,258	31,040	198,627
Unemployment Insurance .....	2,976	4,983	5,398	45,672
Other Retirement .....	322	716	<sup>2</sup> 720	4,778
Excise Taxes .....	5,321	9,232	10,322	67,837
Estate and Gift Taxes .....	2,274	4,371	4,470	26,074
Customs Duties .....	2,225	4,858	4,987	28,297
Miscellaneous Receipts .....	2,366	7,463	9,255	43,282
<b>Total Receipts .....</b>	<b>144,782</b>	<b>309,629</b>	<b>329,230</b>	<b>2,651,363</b>
(On-Budget).....	94,377	212,375	235,851	1,968,990
(Off-Budget).....	50,405	97,254	93,379	682,373
<b>Budget Outlays</b>				
Legislative Branch .....	343	721	698	4,962
Judicial Branch .....	473	1,179	<sup>2</sup> 1,106	6,981
Department of Agriculture .....	8,064	22,767	<sup>3</sup> 20,732	100,548
Department of Commerce.....	745	1,494	1,202	9,821
Department of Defense-Military .....	45,627	111,705	107,222	656,722
Department of Education .....	4,286	9,895	10,008	64,624
Department of Energy.....	1,620	3,804	2,290	24,448
Department of Health and Human Services.....	44,875	121,344	122,886	739,241
Department of Homeland Security.....	4,419	9,478	6,932	46,087
Department of Housing and Urban Development .....	3,685	7,570	8,214	45,501
Department of the Interior.....	880	1,769	1,734	9,847
Department of Justice.....	2,262	4,554	4,762	26,791
Department of Labor.....	5,566	12,058	6,293	69,001
Department of State.....	1,697	4,070	3,240	22,872
Department of Transportation.....	5,318	11,924	11,191	70,479
Department of the Treasury:				
Interest on Treasury Debt Securities (Gross).....	18,559	37,543	47,655	449,070
Other .....	91,285	208,018	2,449	66,055
Department of Veterans Affairs.....	4,059	15,627	17,258	94,084
Corps of Engineers.....	629	1,263	771	10,258
Other Defense Civil Programs .....	5,238	9,160	7,804	52,210
Environmental Protection Agency.....	653	1,298	1,344	7,999
Executive Office of the President.....	40	122	208	703
General Services Administration.....	-73	-52	57	722
International Assistance Program .....	2,215	4,559	-566	16,757
National Aeronautics and Space Administration .....	1,426	2,909	2,701	18,186
National Science Foundation.....	492	969	924	6,439
Office of Personnel Management .....	5,604	11,612	11,353	68,461
Small Business Administration.....	81	163	141	876
Social Security Administration .....	52,073	111,227	108,632	699,976
Other Independent Agencies .....	10,777	17,157	2,700	31,873
Allowances .....	.....	.....	.....	-495
Undistributed Offsetting Receipts:				
Interest.....	52	-1,854	-3,244	-201,717
Other .....	-13,793	-32,851	-24,387	-86,179
<b>Total Outlays .....</b>	<b>309,179</b>	<b>711,203</b>	<b>484,307</b>	<b>3,133,203</b>
(On-Budget).....	258,676	613,243	393,369	2,631,725
(Off-Budget).....	50,503	97,960	90,938	501,477
<b>Surplus (+) or Deficit (-).....</b>	<b>-164,397</b>	<b>-401,574</b>	<b>-155,077</b>	<b>-481,840</b>
(On-Budget).....	-164,299	-400,868	-157,518	-662,735
(Off-Budget).....	-98	-706	+2,441	+180,896

<sup>1</sup>These estimates are based on the Mid-Session Review of the FY 2009 Budget, released by the Office of Management and Budget on July 28, 2008.

<sup>2</sup>Receipts have been increased and outlays correspondingly increased by \$4 million for the month of September 2008 to reflect additional reporting by Administrative Office of the U.S. Courts.

<sup>3</sup>Outlays have been increased by \$3 million for the month of September 2008 to reflect additional reporting by Department of Agriculture.

... No Transactions

Note: Details may not add to totals due to rounding.

**Table 4. Receipts of the U.S. Government, November 2008 and Other Periods**

[\$ millions]

Classification	This Month			Current Fiscal Year to Date			Prior Fiscal Year to Date		
	Gross Receipts	Refunds (Deduct)	Receipts	Gross Receipts	Refunds (Deduct)	Receipts	Gross Receipts	Refunds (Deduct)	Receipts
<b>Individual Income Taxes:</b>									
Withheld.....	67,870			147,395			154,469		
Presidential Election Campaign Fund.....	1			2			2		
Other.....	3,661			18,214			20,447		
<b>Total--Individual Income Taxes.....</b>	<b>71,532</b>	<b>11,437</b>	<b>60,095</b>	<b>165,611</b>	<b>19,193</b>	<b>146,418</b>	<b>174,918</b>	<b>13,912</b>	<b>161,006</b>
<b>Corporation Income Taxes.....</b>	<b>4,209</b>	<b>2,215</b>	<b>1,994</b>	<b>14,135</b>	<b>12,060</b>	<b>2,075</b>	<b>17,599</b>	<b>8,945</b>	<b>8,653</b>
<b>Social Insurance and Retirement Receipts:</b>									
<b>Employment and General Retirement:</b>									
<b>Federal Old-Age and Survivors Ins. Trust Fund:</b>									
Federal Insurance Contributions Act Taxes.....	42,981		42,981	82,815		82,815	79,518		79,518
Self-Employment Contributions Act Taxes.....	107		107	322		322	307		307
<b>Total--FOASI Trust Fund.....</b>	<b>43,088</b>		<b>43,088</b>	<b>83,137</b>		<b>83,137</b>	<b>79,825</b>		<b>79,825</b>
<b>Federal Disability Insurance Trust Fund:</b>									
Federal Insurance Contributions Act Taxes.....	7,299		7,299	14,063		14,063	13,502		13,502
Self-Employment Contributions Act Taxes.....	18		18	54		54	52		52
<b>Total--FDI Trust Fund.....</b>	<b>7,317</b>		<b>7,317</b>	<b>14,117</b>		<b>14,117</b>	<b>13,554</b>		<b>13,554</b>
<b>Federal Hospital Insurance Trust Fund:</b>									
Federal Insurance Contributions Act Taxes.....	16,374		16,374	31,349		31,349	30,170		30,170
Self-Employment Contributions Act Taxes.....	46		46	138		138	132		132
<b>Total--FHI Trust Fund.....</b>	<b>16,420</b>		<b>16,420</b>	<b>31,487</b>		<b>31,487</b>	<b>30,302</b>		<b>30,302</b>
<b>Railroad Retirement :</b>									
Rail Pension and Supplemental Annuity.....	190	(**)	190	380	(**)	380	338	4	334
Social Security Equivalent Account.....	194	(**)	194	391	(**)	391	410	5	405
<b>Total--Employment and General Retirement.....</b>	<b>67,208</b>	<b>(**)</b>	<b>67,208</b>	<b>129,512</b>	<b>(**)</b>	<b>129,512</b>	<b>124,428</b>	<b>9</b>	<b>124,419</b>
<b>Unemployment Insurance:</b>									
Deposits by States.....	2,915		2,915	4,248		4,248	4,597		4,597
Federal Unemployment Tax Act Taxes.....	64	4	60	722	10	712	790	12	779
Railroad Unemployment Taxes.....	1		1	23		23	22		22
<b>Total--Unemployment Insurance.....</b>	<b>2,980</b>	<b>4</b>	<b>2,976</b>	<b>4,993</b>	<b>10</b>	<b>4,983</b>	<b>5,409</b>	<b>12</b>	<b>5,398</b>
<b>Other Retirement:</b>									
Federal Employees Retirement - Employee Share.....	319		319	710		710	714		714
Non-Federal Employees Retirement.....	3		3	6		6	6		6
<b>Total--Other Retirement.....</b>	<b>322</b>		<b>322</b>	<b>716</b>		<b>716</b>	<b>720</b>		<b>720</b>
<b>Total--Social Insurance and Retirement Receipts.....</b>	<b>70,510</b>	<b>4</b>	<b>70,506</b>	<b>135,222</b>	<b>10</b>	<b>135,212</b>	<b>130,557</b>	<b>20</b>	<b>130,537</b>
<b>Excise Taxes:</b>									
Miscellaneous Excise Taxes.....	1,293	137	1,155	4,075	200	3,875	4,767	345	4,422
Airport and Airway Trust Fund.....	942		942	1,207		1,207	1,425		1,425
Highway Trust Fund.....	3,171		3,171	4,084		4,084	4,406		4,406
Black Lung Disability Trust Fund.....	53		53	67		67	70		70
<b>Total--Excise Taxes.....</b>	<b>5,459</b>	<b>137</b>	<b>5,321</b>	<b>9,432</b>	<b>200</b>	<b>9,232</b>	<b>10,667</b>	<b>345</b>	<b>10,322</b>
<b>Estate and Gift Taxes.....</b>	<b>2,387</b>	<b>112</b>	<b>2,274</b>	<b>4,568</b>	<b>197</b>	<b>4,371</b>	<b>4,631</b>	<b>161</b>	<b>4,470</b>
<b>Customs Duties.....</b>	<b>2,310</b>	<b>85</b>	<b>2,225</b>	<b>5,037</b>	<b>179</b>	<b>4,858</b>	<b>5,158</b>	<b>171</b>	<b>4,987</b>
<b>Miscellaneous Receipts:</b>									
Deposits of Earnings by Federal Reserve Banks.....	1,333		1,333	4,941		4,941	6,233		6,233
Universal Service Fund.....	706		706	1,480		1,480	1,374		1,374
All Other.....	328	1	327	1,047	5	1,042	1,659	11	1,648
<b>Total -- Miscellaneous Receipts.....</b>	<b>2,367</b>	<b>1</b>	<b>2,366</b>	<b>7,468</b>	<b>5</b>	<b>7,463</b>	<b>9,266</b>	<b>11</b>	<b>9,255</b>
<b>Total -- Receipts.....</b>	<b>158,774</b>	<b>13,992</b>	<b>144,782</b>	<b>341,473</b>	<b>31,845</b>	<b>309,629</b>	<b>352,796</b>	<b>23,566</b>	<b>329,230</b>
<b>Total -- On-Budget.....</b>	<b>108,369</b>	<b>13,992</b>	<b>94,377</b>	<b>244,219</b>	<b>31,845</b>	<b>212,375</b>	<b>259,417</b>	<b>23,566</b>	<b>235,851</b>
<b>Total -- Off-Budget.....</b>	<b>50,405</b>		<b>50,405</b>	<b>97,254</b>		<b>97,254</b>	<b>93,379</b>		<b>93,379</b>

<sup>1</sup>Receipts have been increased and outlays correspondingly increased by \$4 million for the month of September 2008 to reflect additional reporting by Administrative Office of the U.S. Courts.

...No Transactions

(\*\*) Less than \$500,000

Note: Details may not add to totals due to rounding.

**Table 5. Outlays of the U.S. Government, November 2008 and Other Periods**

Classification	[\$ millions]								
	This Month			Current Fiscal Year to Date			Prior Fiscal Year to Date		
	Gross Outlays	Applicable Receipts	Outlays	Gross Outlays	Applicable Receipts	Outlays	Gross Outlays	Applicable Receipts	Outlays
<b>Legislative Branch:</b>									
Senate .....	67	(**)	67	147	(**)	147	143	(**)	143
House of Representatives.....	112	(**)	112	218	(**)	217	222	(**)	222
Joint Items .....	1	.....	1	6	.....	6	5	.....	5
Capitol Police.....	21	.....	21	45	.....	45	42	.....	42
Congressional Budget Office .....	3	.....	3	6	.....	6	6	.....	6
Architect of the Capitol.....	39	(**)	38	78	1	78	86	1	85
Library of Congress .....	50	(**)	50	96	2	94	101	2	98
Government Printing Office.....	(**)	.....	(**)	36	.....	36	14	.....	14
Government Accountability Office.....	42	.....	42	78	.....	78	71	.....	71
United States Tax Court.....	4	.....	4	8	.....	8	8	.....	8
Other Legislative Branch Agencies .....	5	.....	5	13	.....	13	12	.....	12
Proprietary Receipts from the Public.....	.....	(**)	(**)	.....	2	-2	.....	2	-2
Intrabudgetary Transactions .....	(**)	.....	(**)	-5	.....	-5	-6	.....	-6
<b>Total--Legislative Branch .....</b>	<b>344</b>	<b>1</b>	<b>343</b>	<b>726</b>	<b>5</b>	<b>721</b>	<b>704</b>	<b>6</b>	<b>698</b>
<b>Judicial Branch:</b>									
Supreme Court of the United States .....	9	.....	9	19	.....	19	17	.....	17
Courts of Appeals, District Courts, and Other Judicial Services .....	460	.....	460	1,160	.....	1,160	1,128	.....	1,128
Other .....	16	.....	16	24	.....	24	25	.....	25
Proprietary Receipts from the Public.....	.....	13	-13	.....	22	-22	.....	47	-47
Intrabudgetary Transactions .....	(**)	.....	(**)	-2	.....	-2	-18	.....	-18
<b>Total--Judicial Branch .....</b>	<b>485</b>	<b>13</b>	<b>473</b>	<b>1,201</b>	<b>22</b>	<b>1,179</b>	<b>1,153</b>	<b>47</b>	<b>1,106</b>
<b>Department of Agriculture:</b>									
Agricultural Research Service.....	105	.....	105	195	.....	195	223	.....	223
Cooperative State Research, Education, and Extension Service:									
Research and Education Activities.....	56	.....	56	110	.....	110	103	.....	103
Extension Activities.....	35	.....	35	66	.....	66	61	.....	61
Other .....	5	.....	5	10	.....	10	9	.....	9
Animal and Plant Health Inspection Service .....	90	.....	90	175	.....	175	176	.....	176
Food Safety and Inspection Service .....	71	.....	71	145	.....	145	144	.....	144
Agricultural Marketing Service .....	113	.....	113	348	.....	348	259	.....	259
Risk Management Agency:									
Administrative and Operating Expenses .....	6	.....	6	12	.....	12	13	.....	13
Federal Crop Insurance Corporation Fund.....	671	2,607	-1,936	1,330	2,991	-1,661	471	1,976	-1,505
Farm Service Agency:									
Salaries and Expenses .....	116	.....	116	224	.....	224	212	.....	212
Commodity Credit Corporation .....	3,026	525	2,502	10,113	1,164	8,949	11,048	1,328	9,720
Tobacco Trust Fund.....	1	.....	1	191	.....	191	191	.....	191
Agricultural Credit Insurance Fund.....	9	22	-12	19	41	-22	19	60	-41
Other .....	20	.....	20	56	.....	56	7	.....	7
<b>Total--Farm Service Agency .....</b>	<b>3,171</b>	<b>546</b>	<b>2,625</b>	<b>10,604</b>	<b>1,205</b>	<b>9,398</b>	<b>11,476</b>	<b>1,388</b>	<b>10,088</b>
Natural Resources Conservation Service:									
Conservation Operations .....	54	.....	54	120	.....	120	140	.....	140
Farm Security and Rural Investment Programs .....	167	.....	167	249	.....	249	207	.....	207
Other .....	21	.....	21	44	.....	44	59	.....	59
Rural Development .....	107	.....	107	32	.....	32	244	.....	244
Rural Housing Service:									
Rural Housing Insurance Fund .....	27	61	-33	249	131	118	38	156	-118
Rental Assistance Program .....	74	.....	74	155	.....	155	150	.....	150
Other .....	8	.....	8	17	.....	17	20	.....	20
Rural Utilities Service:									
Rural Electrification and Telecommunications Fund .....	(**)	39	-39	1	153	-152	140	830	-690
Other .....	6	19	-13	10	36	-26	9	33	-24
Foreign Agricultural Service.....	192	.....	192	358	.....	358	178	.....	178
Food and Nutrition Service:									
Food Stamp Program .....	3,960	.....	3,960	8,109	.....	8,109	6,368	.....	6,368
Child Nutrition Programs.....	1,385	.....	1,385	2,798	.....	2,798	2,420	.....	2,420
Special Supplemental Nutrition Program For Women, Infants, and Children (WIC) .....	537	.....	537	1,112	.....	1,112	1,058	.....	1,058
Other .....	20	.....	20	98	.....	98	72	.....	72
<b>Total--Food and Nutrition Service .....</b>	<b>5,903</b>	<b>.....</b>	<b>5,903</b>	<b>12,117</b>	<b>.....</b>	<b>12,117</b>	<b>9,918</b>	<b>.....</b>	<b>9,918</b>
Forest Service:									
National Forest System.....	166	.....	166	312	.....	312	318	.....	318
Wildland Fire Management .....	127	.....	127	441	.....	441	371	.....	371
Forest Service Permanent Appropriations .....	44	.....	44	30	.....	30	34	.....	34
Other .....	110	.....	110	214	.....	214	226	.....	226
<b>Total--Forest Service .....</b>	<b>446</b>	<b>.....</b>	<b>446</b>	<b>997</b>	<b>.....</b>	<b>997</b>	<b>949</b>	<b>.....</b>	<b>949</b>
Other .....	83	3	80	195	8	187	212	9	203
Proprietary Receipts from the Public.....	.....	98	-98	.....	125	-125	.....	96	-96
Intrabudgetary Transactions .....	24	.....	24	-122	.....	-122	22	.....	22
<b>Total--Department of Agriculture.....</b>	<b>11,437</b>	<b>3,374</b>	<b>8,064</b>	<b>27,417</b>	<b>4,649</b>	<b>22,767</b>	<b>25,221</b>	<b>4,489</b>	<b>20,732</b>

**Table 5. Outlays of the U.S. Government, November 2008 and Other Periods**

Classification	[\$ millions]								
	This Month			Current Fiscal Year to Date			Prior Fiscal Year to Date		
	Gross Outlays	Applicable Receipts	Outlays	Gross Outlays	Applicable Receipts	Outlays	Gross Outlays	Applicable Receipts	Outlays
<b>Department of Commerce:</b>									
Economic Development Administration .....	20	(**)	20	44	(**)	44	48	(**)	48
Bureau of the Census .....	137	.....	137	237	.....	237	196	.....	196
International Trade Administration .....	26	.....	26	46	.....	46	61	.....	61
National Oceanic and Atmospheric Administration .....	359	1	358	775	1	775	689	1	688
National Institute of Standards and Technology .....	57	.....	57	124	.....	124	115	.....	115
National Telecommunication and Information Administration .....	90	.....	90	187	.....	187	14	.....	14
Other .....	49	1	48	70	3	67	46	3	43
Proprietary Receipts from the Public .....	.....	-7	7	.....	-18	18	.....	-38	38
Intrabudgetary Transactions .....	3	.....	3	-4	.....	-4	(**)	.....	(**)
<b>Total--Department of Commerce .....</b>	<b>740</b>	<b>-5</b>	<b>745</b>	<b>1,480</b>	<b>-13</b>	<b>1,494</b>	<b>1,169</b>	<b>-33</b>	<b>1,202</b>
<b>Department of Defense--Military:</b>									
<b>Military Personnel:</b>									
Department of the Army .....	2,633	.....	2,633	14,601	.....	14,601	16,011	.....	16,011
Department of the Navy .....	2,171	.....	2,171	9,711	.....	9,711	11,055	.....	11,055
Department of the Air Force .....	1,590	.....	1,590	7,331	.....	7,331	8,262	.....	8,262
Defense Agencies .....	.....	.....	.....	3,745	.....	3,745	2,776	.....	2,776
<b>Total--Military Personnel .....</b>	<b>6,393</b>	<b>.....</b>	<b>6,393</b>	<b>35,388</b>	<b>.....</b>	<b>35,388</b>	<b>38,104</b>	<b>.....</b>	<b>38,104</b>
<b>Operation and Maintenance:</b>									
Department of the Army .....	6,703	.....	6,703	13,283	.....	13,283	16,001	.....	16,001
Department of the Navy .....	4,111	.....	4,111	8,842	.....	8,842	7,585	.....	7,585
Department of the Air Force .....	4,096	.....	4,096	8,601	.....	8,601	7,159	.....	7,159
Defense Agencies .....	4,311	.....	4,311	8,476	.....	8,476	7,314	.....	7,314
<b>Total--Operation and Maintenance .....</b>	<b>19,222</b>	<b>.....</b>	<b>19,222</b>	<b>39,202</b>	<b>.....</b>	<b>39,202</b>	<b>38,059</b>	<b>.....</b>	<b>38,059</b>
<b>International Reconstruction and Other Assistance:</b>									
Department of the Army .....	3	.....	3	5	.....	5	5	.....	5
<b>Procurement:</b>									
Department of the Army .....	3,173	.....	3,173	7,295	.....	7,295	5,127	.....	5,127
Department of the Navy .....	2,861	.....	2,861	5,700	.....	5,700	6,219	.....	6,219
Department of the Air Force .....	3,827	.....	3,827	5,759	.....	5,759	3,962	.....	3,962
Defense Agencies .....	548	.....	548	1,057	.....	1,057	665	.....	665
<b>Total--Procurement .....</b>	<b>10,409</b>	<b>.....</b>	<b>10,409</b>	<b>19,811</b>	<b>.....</b>	<b>19,811</b>	<b>15,972</b>	<b>.....</b>	<b>15,972</b>
<b>Research, Development, Test, and Evaluation:</b>									
Department of the Army .....	793	.....	793	1,897	.....	1,897	1,755	.....	1,755
Department of the Navy .....	1,742	.....	1,742	2,961	.....	2,961	2,820	.....	2,820
Department of the Air Force .....	2,947	.....	2,947	4,892	.....	4,892	3,412	.....	3,412
Defense Agencies .....	1,961	.....	1,961	3,483	.....	3,483	2,725	.....	2,725
<b>Total--Research, Development, Test, and Evaluation .....</b>	<b>7,442</b>	<b>.....</b>	<b>7,442</b>	<b>13,234</b>	<b>.....</b>	<b>13,234</b>	<b>10,712</b>	<b>.....</b>	<b>10,712</b>
<b>Military Construction:</b>									
Department of the Army .....	274	.....	274	660	.....	660	718	.....	718
Department of the Navy .....	138	.....	138	230	.....	230	268	.....	268
Department of the Air Force .....	119	.....	119	235	.....	235	241	.....	241
Defense Agencies .....	648	.....	648	1,220	.....	1,220	583	.....	583
<b>Total--Military Construction .....</b>	<b>1,179</b>	<b>.....</b>	<b>1,179</b>	<b>2,345</b>	<b>.....</b>	<b>2,345</b>	<b>1,811</b>	<b>.....</b>	<b>1,811</b>
<b>Family Housing:</b>									
Department of the Army .....	68	.....	68	119	.....	119	161	.....	161
Department of the Navy .....	35	.....	35	81	.....	81	88	.....	88
Department of the Air Force .....	105	.....	105	204	.....	204	218	.....	218
Defense Agencies .....	101	.....	101	103	.....	103	192	.....	192
<b>Revolving and Management Funds:</b>									
Department of the Army .....	.....	.....	.....	.....	.....	.....	(**)	.....	(**)
Department of the Navy .....	232	.....	232	374	.....	374	146	.....	146
Defense Agencies:									
Working Capital Fund .....	-219	.....	-219	668	.....	668	2,330	.....	2,330
Other .....	31	.....	31	98	.....	98	95	.....	95
Other .....	1	.....	1	-7	.....	-7	2	.....	2
<b>Trust Funds:</b>									
Department of the Army .....	(**)	.....	(**)	1	.....	1	1	.....	1
Department of the Navy .....	2	.....	2	5	.....	5	3	.....	3
Department of the Air Force .....	(**)	(**)	(**)	4	1	4	6	2	3
Defense Agencies .....	26	.....	26	27	.....	27	15	.....	15
<b>Proprietary Receipts from the Public:</b>									
Department of the Army .....	.....	-450	450	.....	-74	74	.....	551	-551
Department of the Navy .....	.....	-4	4	.....	200	-200	.....	67	-67
Department of the Air Force .....	.....	-87	87	.....	-41	41	.....	-10	10
Defense Agencies .....	.....	-84	84	.....	-70	70	.....	150	-150
<b>Intrabudgetary Transactions:</b>									
Department of the Army .....	-110	.....	-110	52	.....	52	63	.....	63
Department of the Navy .....	2	.....	2	-2	.....	-2	60	.....	60
Department of the Air Force .....	2	.....	2	21	.....	21	-3	.....	-3
Defense Agencies .....	78	.....	78	-10	.....	-10	-53	.....	-53
<b>Offsetting Governmental Receipts:</b>									
Department of the Army .....	.....	1	-1	.....	3	-3	.....	2	-2
Defense Agencies .....	.....	(**)	(**)	.....	(**)	(**)	.....	(**)	(**)
<b>Total--Department of Defense--Military .....</b>	<b>45,004</b>	<b>-623</b>	<b>45,627</b>	<b>111,724</b>	<b>19</b>	<b>111,705</b>	<b>107,984</b>	<b>762</b>	<b>107,222</b>



**Table 5. Outlays of the U.S. Government, November 2008 and Other Periods**

Classification	[\$ millions]								
	This Month			Current Fiscal Year to Date			Prior Fiscal Year to Date		
	Gross Outlays	Applicable Receipts	Outlays	Gross Outlays	Applicable Receipts	Outlays	Gross Outlays	Applicable Receipts	Outlays
<b>Department of Education:</b>									
Office of Elementary and Secondary Education:									
Education for the Disadvantaged .....	986	.....	986	1,969	.....	1,969	1,678	.....	1,678
Impact Aid.....	92	.....	92	300	.....	300	168	.....	168
School Improvement Programs.....	376	.....	376	754	.....	754	913	.....	913
Other .....	7	.....	7	14	.....	14	14	.....	14
Total--Office of Elementary and Secondary Education .....	1,461	.....	1,461	3,037	.....	3,037	2,773	.....	2,773
Office of Innovation and Improvement .....	67	.....	67	162	.....	162	162	.....	162
Office of Safe and Drug-Free Schools .....	48	.....	48	118	.....	118	131	.....	131
Office of English Language Acquisition.....	77	.....	77	122	.....	122	64	.....	64
Office of Special Education and Rehabilitative Services:									
Special Education.....	857	.....	857	1,662	.....	1,662	1,711	.....	1,711
Rehabilitation Services and Disability Research .....	231	.....	231	523	.....	523	516	.....	516
Special Institutions for Persons with Disabilities .....	15	.....	15	35	.....	35	23	.....	23
Office of Vocational and Adult Education.....	145	.....	145	322	.....	322	295	.....	295
Office of Postsecondary Education:									
Higher Education .....	158	.....	158	358	.....	358	358	.....	358
Other .....	26	2	24	44	5	38	28	6	21
Total--Office of Postsecondary Education.....	184	2	182	402	5	397	386	6	379
Office of Federal Student Aid:									
Student Financial Assistance.....	1,149	.....	1,149	3,429	.....	3,429	2,811	.....	2,811
Academic Competitiveness-Smart Grant Program.....	43	.....	43	118	.....	118	108	.....	108
Student Aid Administration.....	54	.....	54	115	.....	115	87	.....	87
Federal Direct Student Loans .....	(**)	.....	(**)	6	.....	6	93	.....	93
Federal Family Education Loans.....	-27	.....	-27	-78	.....	-78	585	.....	585
Total--Federal Student Aid.....	1,219	.....	1,219	3,590	.....	3,590	3,685	.....	3,685
Institute of Education Sciences.....	38	.....	38	85	.....	85	69	.....	69
Hurricane Education Recovery .....	6	.....	6	11	.....	11	68	.....	68
Other .....	36	.....	36	73	.....	73	75	.....	75
Proprietary Receipts from the Public.....	.....	98	-98	.....	238	-238	.....	-38	38
Intrabudgetary Transactions .....	2	.....	2	-4	.....	-4	19	.....	19
Total--Department of Education .....	4,386	101	4,286	10,139	243	9,895	9,976	-32	10,008
<b>Department of Energy:</b>									
National Nuclear Security Administration:									
Naval Reactors .....	58	.....	58	138	.....	138	142	.....	142
Weapons Activities .....	392	.....	392	1,110	.....	1,110	1,089	.....	1,089
Defense Nuclear Nonproliferation .....	122	.....	122	281	.....	281	231	.....	231
Other .....	36	.....	36	68	.....	68	52	.....	52
Environmental and Other Defense Activities:									
Defense Environmental Cleanup .....	381	.....	381	966	.....	966	1,037	.....	1,037
Other Defense Activities .....	62	.....	62	168	.....	168	116	.....	116
Defense Nuclear Waste Disposal .....	12	.....	12	23	.....	23	48	.....	48
Other .....	.....	.....	.....	(**)	.....	(**)	(**)	.....	(**)
Energy Programs:									
Science.....	303	.....	303	739	.....	739	744	.....	744
Energy Supply .....	92	.....	92	214	.....	214	291	.....	291
Energy Efficiency and Renewable Energy .....	109	.....	109	208	.....	208	.....	.....	.....
Uranium Enrichment Decontamination and Decommissioning Fund.....	39	.....	39	78	.....	78	74	.....	74
Other .....	130	2	129	277	10	268	287	5	282
Total--Energy Programs.....	673	2	672	1,516	10	1,507	1,395	5	1,391
Power Marketing Administration .....	336	227	109	610	478	133	514	497	17
Departmental Administration.....	6	.....	6	36	.....	36	49	.....	49
Proprietary Receipts from the Public.....	.....	131	-131	.....	342	-342	.....	309	-309
Intrabudgetary Transactions .....	-100	.....	-100	-282	.....	-282	-1,572	.....	-1,572
Total--Department of Energy.....	1,979	359	1,620	4,633	829	3,804	3,100	811	2,290

**Table 5. Outlays of the U.S. Government, November 2008 and Other Periods**

Classification	[\$ millions]								
	This Month			Current Fiscal Year to Date			Prior Fiscal Year to Date		
	Gross Outlays	Applicable Receipts	Outlays	Gross Outlays	Applicable Receipts	Outlays	Gross Outlays	Applicable Receipts	Outlays
<b>Department of Health and Human Services:</b>									
Public Health Service:									
Food and Drug Administration .....	106	(**)	106	247	1	246	-76	1	-77
Health Resources and Services Administration .....	562	2	560	1,067	2	1,065	1,123	3	1,121
Indian Health Services .....	163	.....	163	482	.....	482	269	.....	269
Centers for Disease Control and Prevention .....	466	.....	466	1,020	.....	1,020	910	.....	910
National Institutes of Health .....	2,266	.....	2,266	4,855	.....	4,855	4,501	.....	4,501
Substance Abuse and Mental Health Services Administration .....	187	.....	187	446	.....	446	537	.....	537
Agency for Healthcare Research and Quality .....	21	.....	21	33	.....	33	54	.....	54
Total--Public Health Service .....	3,772	2	3,770	8,149	3	8,147	7,319	4	7,315
Centers for Medicare and Medicaid Services:									
Grants to States for Medicaid .....	16,504	.....	16,504	35,719	.....	35,719	34,434	.....	34,434
Payments to Health Care Trust Funds .....	12,635	.....	12,635	31,916	.....	31,916	31,701	.....	31,701
State Children's Health Insurance Fund .....	474	.....	474	1,129	.....	1,129	1,036	.....	1,036
Federal Hospital Insurance Trust Fund:									
Benefit Payments .....	13,049	.....	13,049	35,145	.....	35,145	36,957	.....	36,957
Administrative Expenses .....	177	.....	177	361	.....	361	318	.....	318
Total--FHI Trust Fund .....	13,225	.....	13,225	35,506	.....	35,506	37,275	.....	37,275
Health Care Fraud and Abuse Control .....	53	.....	53	122	.....	122	154	.....	154
Federal Supplementary Medical Insurance Trust Fund:									
Benefit Payments .....	11,120	.....	11,120	32,656	.....	32,656	33,127	.....	33,127
Administrative Expenses .....	166	.....	166	388	.....	388	374	.....	374
Total--FSMI Trust Fund .....	11,285	.....	11,285	33,044	.....	33,044	33,500	.....	33,500
Medicare Prescription Drugs:									
Benefit Payments .....	303	.....	303	8,480	.....	8,480	10,015	.....	10,015
Administrative Expenses .....	-35	.....	-35	-19	.....	-19	113	.....	113
Other .....	142	.....	142	220	.....	220	94	.....	94
Total--Centers for Medicare and Medicaid Services .....	54,586	.....	54,586	146,116	.....	146,116	148,322	.....	148,322
Administration for Children and Families:									
Temporary Assistance for Needy Families .....	1,387	.....	1,387	3,207	.....	3,207	3,022	.....	3,022
Payments to States for Child Support Enforcement and Family Support Programs .....	272	.....	272	525	.....	525	557	.....	557
Low Income Home Energy Assistance .....	436	.....	436	611	.....	611	444	.....	444
Refugee and Entrant Assistance .....	53	.....	53	109	.....	109	90	.....	90
Child Care Entitlement to States .....	173	.....	173	479	.....	479	506	.....	506
Payments to States for the Child Care and Development Block Grant .....	232	.....	232	339	.....	339	264	.....	264
Social Services Block Grant .....	166	.....	166	325	.....	325	293	.....	293
Children and Families Services Programs .....	741	.....	741	1,544	.....	1,544	1,541	.....	1,541
Payments to States for Foster Care and Adoption Assistance .....	548	.....	548	1,071	.....	1,071	1,199	.....	1,199
Other .....	66	.....	66	100	.....	100	62	.....	62
Total--Administration for Children and Families .....	4,074	.....	4,074	8,311	.....	8,311	7,979	.....	7,979
Administration on Aging .....	137	.....	137	274	.....	274	223	.....	223
Departmental Management .....	169	.....	169	578	.....	578	528	.....	528
Other .....	34	.....	34	75	.....	75	80	.....	80
Proprietary Receipts from the Public .....	.....	5,289	-5,289	.....	10,315	-10,315	.....	39,963	-9,963
Intrabudgetary Transactions:									
Payments for Health Insurance for the Aged:									
Federal Supplementary Medical Insurance Trust Fund .....	-12,635	.....	-12,635	-31,910	.....	-31,910	-31,693	.....	-31,693
Payments for Tax and Other Credits:									
Federal Hospital Insurance Trust Fund .....	-1	.....	-1	-2	.....	-2	-3	.....	-3
Other .....	31	.....	31	71	.....	71	399	.....	99
Total--Department of Health and Human Services .....	50,166	5,291	44,875	131,662	10,317	121,344	132,853	9,967	122,886
<b>Department of Homeland Security:</b>									
Departmental Management and Operations .....	67	.....	67	112	.....	112	114	.....	114
Citizenship and Immigration Services .....	209	.....	209	363	.....	363	274	.....	274
United States Secret Service .....	116	.....	116	255	.....	255	244	.....	244
Transportation Security Administration .....	336	.....	336	643	.....	643	507	.....	507
Immigration and Customs Enforcement .....	327	.....	327	752	.....	752	613	.....	613
Customs and Border Protection .....	878	.....	878	1,820	.....	1,820	1,386	.....	1,386
United States Coast Guard .....	640	1	639	1,773	2	1,771	1,733	2	1,731
National Protection and Programs Directorate .....	317	.....	317	131	.....	131	264	.....	264
Federal Emergency Management Administration:									
State and Local Programs .....	174	.....	174	379	.....	379	397	.....	397
Firefighter Assistance Grants .....	34	.....	34	75	.....	75	66	.....	66
Disaster Relief .....	804	.....	804	2,063	.....	2,063	1,452	.....	1,452
National Flood Insurance Fund .....	708	43	665	1,409	101	1,307	430	231	198
Other .....	95	.....	95	199	.....	199	269	.....	269
Total--Federal Emergency Management Administration .....	1,815	43	1,772	4,124	101	4,023	2,614	231	2,383
Science and Technology .....	70	.....	70	147	.....	147	152	.....	152
Domestic Nuclear Detection Office .....	22	.....	22	42	.....	42	43	.....	43
Other .....	33	.....	33	65	.....	65	75	.....	75
Proprietary Receipts from the Public .....	.....	-1	1	.....	18	-18	.....	-46	46
Intrabudgetary Transactions .....	-5	.....	-5	131	.....	131	106	.....	106
Offsetting Governmental Receipts .....	.....	363	-363	.....	759	-759	.....	1,005	-1,005
Total--Department of Homeland Security .....	4,825	406	4,419	10,358	880	9,478	8,124	1,192	6,932

**Table 5. Outlays of the U.S. Government, November 2008 and Other Periods**

Classification	[\$ millions]								
	This Month			Current Fiscal Year to Date			Prior Fiscal Year to Date		
	Gross Outlays	Applicable Receipts	Outlays	Gross Outlays	Applicable Receipts	Outlays	Gross Outlays	Applicable Receipts	Outlays
<b>Department of Housing and Urban Development:</b>									
Public and Indian Housing Programs:									
Tenant Based Rental Assistance.....	1,380	.....	1,380	2,534	.....	2,534	2,636	.....	2,636
Housing Certificate Fund .....	137	.....	137	280	.....	280	647	.....	647
Project-Based Rental Assistance.....	608	.....	608	1,213	.....	1,213	828	.....	828
Public Housing Capital Fund.....	394	.....	394	628	.....	628	633	.....	633
Public Housing Operating Fund.....	367	.....	367	750	.....	750	777	.....	777
Revitalization of Severely Distressed Public Housing (Hope VI).....	24	.....	24	51	.....	51	78	.....	78
Native American Housing Block Grant.....	39	.....	39	98	.....	98	121	.....	121
Other .....	-49	.....	-49	-49	(**)	-49	-47	.....	-47
Total--Public and Indian Housing Programs.....	2,899	.....	2,899	5,505	(**)	5,505	5,673	.....	5,673
Community Planning and Development:									
Housing Opportunities for Persons with AIDS.....	17	.....	17	42	.....	42	49	.....	49
Community Development Fund.....	527	.....	527	1,267	.....	1,267	1,899	.....	1,899
Home Investment Partnership Program.....	136	.....	136	301	.....	301	317	.....	317
Homeless Assistance Grants.....	118	.....	118	244	.....	244	231	.....	231
Other .....	4	.....	4	11	.....	11	12	(**)	12
Total--Community Planning and Development.....	801	.....	801	1,865	.....	1,865	2,507	(**)	2,507
Housing Programs:									
Credit Accounts:									
FHA-Mutual Mortgage Insurance Fund, Program Account.....	4	.....	4	7	.....	7	6	.....	6
FHA-Mutual Mortgage Insurance Capital Reserve Account.....	-130	.....	-130	-292	.....	-292	-297	.....	-297
FHA-Mutual Mortgage and Cooperative Housing Insurance Fund, Liquidating Account.....	2	2	(**)	4	3	2	25	18	7
FHA-General and Special Risk Fund, Program Account.....	4	.....	4	8	.....	8	11	.....	11
FHA-General and Special Risk Fund, Liquidating Account.....	.....	7	-7	8	30	-22	30	17	12
Housing for the Elderly or Handicapped Fund, Liquidating Account .....	(**)	67	-67	(**)	130	-130	(**)	175	-175
Housing for the Elderly.....	-36	.....	-36	174	.....	174	160	.....	160
Housing for Persons with Disabilities.....	68	.....	68	145	.....	145	150	.....	150
Other Assisted Housing Programs.....	4	.....	4	8	.....	8	11	.....	11
Other .....	1	1	(**)	1	1	(**)	(**)	6	-6
Total--Housing Programs.....	-85	77	-162	64	164	-100	97	217	-120
Government National Mortgage Association:									
Guarantees of Mortgage-Backed Securities .....	4	-8	12	9	-25	33	16	31	-15
Management and Administration .....	121	.....	121	250	.....	250	242	.....	242
Other .....	15	.....	15	45	.....	45	40	.....	40
Proprietary Receipts from the Public:									
FHA-General and Special Risk Fund.....	.....	5	-5	.....	14	-14	.....	87	-87
Other .....	.....	-6	6	.....	1	-1	.....	16	-16
Intrabudgetary Transactions .....	-1	.....	-1	-12	.....	-12	3	.....	3
Offsetting Governmental Receipts.....	.....	(**)	(**)	.....	1	-1	.....	13	-13
Total--Department of Housing and Urban Development.....	3,754	69	3,685	7,725	155	7,570	8,579	365	8,214
<b>Department of the Interior:</b>									
Land and Minerals Management:									
Bureau of Land Management:									
Management of Lands and Resources .....	25	.....	25	54	.....	54	142	.....	142
Other.....	19	6	13	46	10	36	174	14	160
Minerals Management Service.....	235	.....	235	508	.....	508	311	.....	311
Office of Surface Mining Reclamation and Enforcement.....	47	.....	47	81	.....	81	143	.....	143
Total--Land and Minerals Management .....	326	6	320	688	10	678	770	14	756
Water and Science:									
Bureau of Reclamation:									
Water and Related Resources.....	14	.....	14	85	.....	85	122	.....	122
Other.....	28	13	15	63	27	36	74	29	46
United States Geological Survey .....	73	.....	73	157	.....	157	166	.....	166
Other .....	17	.....	17	18	.....	18	3	.....	3
Total--Water and Science .....	133	13	120	323	27	296	365	29	336
Fish and Wildlife and Parks:									
United States Fish and Wildlife Service .....	176	.....	176	332	.....	332	313	.....	313
National Park Service .....	193	.....	193	467	.....	467	429	.....	429
Total--Fish and Wildlife and Parks .....	369	.....	369	799	.....	799	742	.....	742
Bureau of Indian Affairs And Bureau of Indian Education.....									
155	(**)	155	350	(**)	350	240	(**)	240	
Departmental Offices:									
Insular Affairs.....									
18	.....	18	89	.....	89	84	.....	84	
Office of the Special Trustee for American Indians.....									
30	.....	30	67	.....	67	79	.....	79	
Department-Wide Programs.....									
232	.....	232	356	.....	356	339	.....	339	
Other .....									
14	.....	14	29	.....	29	27	.....	27	
Proprietary Receipts from the Public.....									
.....	456	-456	.....	1,075	-1,075	.....	797	-797	
Intrabudgetary Transactions .....									
78	.....	78	180	.....	180	-73	.....	-73	
Total--Department of the Interior .....	1,355	475	880	2,881	1,112	1,769	2,573	840	1,734

**Table 5. Outlays of the U.S. Government, November 2008 and Other Periods**

Classification	[\$ millions]								
	This Month			Current Fiscal Year to Date			Prior Fiscal Year to Date		
	Gross Outlays	Applicable Receipts	Outlays	Gross Outlays	Applicable Receipts	Outlays	Gross Outlays	Applicable Receipts	Outlays
<b>Department of Justice:</b>									
General Administration .....	206	.....	206	353	.....	353	385	.....	385
Legal Activities and United States Marshals:									
General Legal Activities .....	46	.....	46	116	.....	116	97	.....	97
United States Attorneys .....	123	.....	123	260	.....	260	235	.....	235
United States Marshals Service .....	38	.....	38	215	.....	215	128	.....	128
Assets Forfeiture Fund .....	91	.....	91	160	.....	160	97	.....	97
Other .....	53	.....	53	89	.....	89	81	.....	81
Federal Bureau of Investigation .....	497	.....	497	961	.....	961	1,025	.....	1,025
Drug Enforcement Administration .....	189	.....	189	359	.....	359	320	.....	320
Bureau of Alcohol, Tobacco, Firearms, and Explosives .....	63	.....	63	146	.....	146	169	.....	169
Federal Prison System .....	467	25	442	986	55	930	950	55	895
Office of Justice Programs:									
State and Local Law Enforcement Assistance .....	254	.....	254	529	.....	529	356	.....	356
Crime Victims Fund .....	68	.....	68	107	.....	107	109	.....	109
Other .....	126	.....	126	244	.....	244	283	.....	283
Other .....	95	.....	95	112	.....	112	44	.....	44
Proprietary Receipts from the Public .....	.....	-3	3	.....	(**)	(**)	.....	6	-6
Intrabudgetary Transactions .....	4	.....	4	26	.....	26	586	.....	586
Offsetting Governmental Receipts .....	.....	35	-35	.....	52	-52	.....	42	-42
<b>Total--Department of Justice .....</b>	<b>2,319</b>	<b>57</b>	<b>2,262</b>	<b>4,662</b>	<b>108</b>	<b>4,554</b>	<b>4,865</b>	<b>103</b>	<b>4,762</b>
<b>Department of Labor:</b>									
Employment and Training Administration:									
Training and Employment Services .....	304	.....	304	616	.....	616	829	.....	829
Community Service Employment for Older Americans .....	40	.....	40	91	.....	91	82	.....	82
Federal Unemployment Benefits and Allowances .....	42	.....	42	89	.....	89	140	.....	140
State Unemployment Insurance and Employment Service Operations .....	-108	.....	-108	-15	.....	-15	-7	.....	-7
Advances to the Unemployment Trust Fund And Program Administration .....	6	.....	6	12	.....	12	23	.....	23
Unemployment Trust Fund:									
Federal-State Unemployment Insurance:									
State Unemployment Benefits .....	4,341	.....	4,341	9,292	.....	9,292	5,063	.....	5,063
State Administrative Expenses .....	435	.....	435	652	.....	652	570	.....	570
Federal Administrative Expenses .....	25	.....	25	66	.....	66	69	.....	69
Other .....	(**)	.....	(**)	(**)	.....	(**)	1	.....	1
Total--Unemployment Trust Fund .....	<b>4,801</b>	.....	<b>4,801</b>	<b>10,011</b>	.....	<b>10,011</b>	<b>5,703</b>	.....	<b>5,703</b>
Other .....	(**)	.....	(**)	1	.....	1	1	.....	1
<b>Total--Employment and Training Administration .....</b>	<b>5,085</b>	.....	<b>5,085</b>	<b>10,803</b>	.....	<b>10,803</b>	<b>6,770</b>	.....	<b>6,770</b>
Pension Benefit Guaranty Corporation .....	396	278	118	793	610	182	783	2,177	-1,394
Employment Standards Administration:									
Salaries and Expenses .....	33	.....	33	65	.....	65	66	.....	66
Special Benefits .....	-44	.....	-44	157	.....	157	334	.....	334
Energy Employees Occupational									
Illness Compensation Fund .....	92	.....	92	225	.....	225	172	.....	172
Special Benefits for Disabled Coal Miners .....	20	.....	20	41	.....	41	46	.....	46
Black Lung Disability Trust Fund .....	25	.....	25	6,563	.....	6,563	53	.....	53
Other .....	25	.....	25	49	.....	49	52	.....	52
Occupational Safety and Health Administration .....	36	.....	36	71	.....	71	75	.....	75
Mine Safety and Health Administration .....	24	.....	24	49	.....	49	52	.....	52
Bureau of Labor Statistics .....	33	.....	33	68	.....	68	61	.....	61
Departmental Management .....	157	.....	157	314	.....	314	95	.....	95
Other .....	12	.....	12	25	.....	25	25	.....	25
Proprietary Receipts from the Public .....	.....	3	-3	.....	8	-8	.....	9	-9
Intrabudgetary Transactions .....	-49	.....	-49	-6,548	.....	-6,548	-104	.....	-104
<b>Total--Department of Labor .....</b>	<b>5,846</b>	<b>280</b>	<b>5,566</b>	<b>12,676</b>	<b>618</b>	<b>12,058</b>	<b>8,479</b>	<b>2,186</b>	<b>6,293</b>
<b>Department of State:</b>									
Administration of Foreign Affairs:									
Diplomatic and Consular Programs .....	437	.....	437	821	.....	821	769	.....	769
Embassy Security, Construction, and Maintenance .....	148	.....	148	217	.....	217	239	.....	239
Payment to Foreign Service Retirement And Disability Fund .....	.....	.....	.....	68	.....	68	17	.....	17
Foreign Service Retirement and Disability Fund .....	57	.....	57	122	.....	122	125	.....	125
Other .....	196	.....	196	305	.....	305	335	.....	335
Total--Administration of Foreign Affairs .....	<b>839</b>	.....	<b>839</b>	<b>1,532</b>	.....	<b>1,532</b>	<b>1,485</b>	.....	<b>1,485</b>
International Organizations and Conferences .....	331	.....	331	1,388	.....	1,388	778	.....	778
Migration and Refugee Assistance .....	138	.....	138	281	.....	281	174	.....	174
International Narcotics Control and Law Enforcement .....	92	.....	92	173	.....	173	126	.....	126
Andean Counterdrug Initiative .....	36	.....	36	77	.....	77	110	.....	110
Other .....	281	.....	281	688	.....	688	566	.....	566
Proprietary Receipts from the Public .....	.....	19	-19	.....	1	-1	.....	-18	18
Intrabudgetary Transactions .....	(**)	.....	(**)	-68	.....	-68	-17	.....	-17
<b>Total--Department of State .....</b>	<b>1,717</b>	<b>19</b>	<b>1,697</b>	<b>4,070</b>	<b>1</b>	<b>4,070</b>	<b>3,222</b>	<b>-18</b>	<b>3,240</b>

**Table 5. Outlays of the U.S. Government, November 2008 and Other Periods**

Classification	[\$ millions]								
	This Month			Current Fiscal Year to Date			Prior Fiscal Year to Date		
	Gross Outlays	Applicable Receipts	Outlays	Gross Outlays	Applicable Receipts	Outlays	Gross Outlays	Applicable Receipts	Outlays
<b>Department of Transportation:</b>									
Office of the Secretary .....	38	.....	38	-6	.....	-6	28	.....	28
<b>Federal Aviation Administration:</b>									
Operations .....	-397	.....	-397	290	.....	290	1,253	.....	1,253
<b>Airport and Airway Trust Fund:</b>									
Grants-In-Aid for Airports .....	357	.....	357	783	.....	783	844	.....	844
Facilities and Equipment .....	160	.....	160	369	.....	369	392	.....	392
Research, Engineering, and Development .....	7	.....	7	18	.....	18	3	.....	3
Trust Fund Share of FAA Operations .....	1,050	.....	1,050	1,050	.....	1,050	.....	.....	.....
Total-Airport and Airway Trust Fund .....	1,573	.....	1,573	2,220	.....	2,220	1,240	.....	1,240
Other .....	-20	5	-25	-79	4	-83	-13	11	-23
Total-Federal Aviation Administration .....	1,156	5	1,151	2,432	4	2,428	2,481	11	2,470
<b>Federal Highway Administration:</b>									
<b>Highway Trust Fund:</b>									
Federal-Aid Highways .....	3,144	.....	3,144	7,244	.....	7,244	6,523	.....	6,523
Other .....	5	.....	5	10	4	6	29	.....	29
Other Programs .....	84	.....	84	186	.....	186	205	.....	205
Total-Federal Highway Administration .....	3,233	.....	3,233	7,440	4	7,436	6,758	.....	6,758
Federal Motor Carrier Safety Administration .....	30	.....	30	68	.....	68	84	.....	84
National Highway Traffic Safety Administration .....	76	.....	76	136	.....	136	123	.....	123
Federal Railroad Administration .....	120	1	120	184	1	183	91	1	90
<b>Federal Transit Administration:</b>									
Formula Grants .....	61	.....	61	148	.....	148	246	.....	246
Capital Investment Grants .....	184	.....	184	417	.....	417	396	.....	396
Formula and Bus Grants .....	464	.....	464	1,075	.....	1,075	895	.....	895
Other .....	23	.....	23	47	.....	47	42	.....	42
Total-Federal Transit Administration .....	731	.....	731	1,688	.....	1,688	1,579	.....	1,579
Maritime Administration .....	49	149	-100	111	156	-45	100	63	37
Other .....	43	(**)	43	43	(**)	42	36	(**)	35
Proprietary Receipts from the Public .....	.....	3	-3	.....	6	-6	.....	10	-10
Intrabudgetary Transactions .....	(**)	(**)	(**)	(**)	(**)	(**)	-4	.....	-4
Offsetting Governmental Receipts .....	.....	(**)	(**)	.....	(**)	(**)	.....	(**)	(**)
Total-Department of Transportation .....	5,476	157	5,318	12,096	172	11,924	11,275	85	11,191
<b>Department of the Treasury:</b>									
<b>Departmental Offices:</b>									
Exchange Stabilization Fund .....	6	48	-42	6	439	-434	.....	249	-249
Housing and Economic Recovery Programs .....	13,800	.....	13,800	13,800	.....	13,800	.....	.....	.....
Troubled Asset Relief Programs .....	76,471	.....	76,471	191,471	.....	191,471	.....	.....	.....
Other .....	76	.....	76	149	.....	149	143	.....	143
<b>Financial Management Service:</b>									
Payment to the Resolution Funding Corporation .....	.....	.....	.....	482	.....	482	257	.....	257
Financial Agent Services .....	42	.....	42	100	.....	100	82	.....	82
Interest Paid to Credit Financing Accounts .....	.....	.....	.....	(**)	.....	(**)	26	.....	26
Claims, Judgments, and Relief Acts .....	105	.....	105	181	.....	181	90	.....	90
Other .....	30	(**)	30	62	(**)	62	317	.....	317
Total-Financial Management Service .....	177	(**)	177	826	(**)	826	773	.....	773
Federal Financing Bank .....	-92	.....	-92	-144	.....	-144	-310	.....	-310
<b>Alcohol and Tobacco Tax and Trade Bureau:</b>									
Salaries and Expenses .....	8	.....	8	15	.....	15	15	.....	15
Internal Revenue Collections for Puerto Rico .....	70	.....	70	110	.....	110	67	.....	67
Bureau of Engraving and Printing .....	8	.....	8	-6	.....	-6	-16	.....	-16
United States Mint .....	206	291	-85	456	653	-197	302	520	-218
Bureau of the Public Debt .....	15	.....	15	34	.....	34	27	.....	27
<b>Internal Revenue Service:</b>									
Taxpayer Services .....	175	.....	175	340	.....	340	319	.....	319
Enforcement .....	369	.....	369	729	.....	729	742	.....	742
Central Fiscal Operations .....	.....	.....	.....	.....	.....	.....	(**)	.....	(**)
Operations Support .....	278	.....	278	531	.....	531	567	.....	567
Payment Where Earned Income Credit Exceeds Liability for Tax .....	64	.....	64	185	.....	185	270	.....	270
Payment Where Recovery Rebate Exceeds Liability for Tax .....	224	.....	224	463	.....	463	.....	.....	.....
Payment Where Child Credit Exceeds Liability for Tax .....	196	.....	196	639	.....	639	370	.....	370
Refunding Internal Revenue Collections,	.....	.....	.....	.....	.....	.....	.....	.....	.....
Interest .....	183	.....	183	410	.....	410	749	.....	749
Other .....	24	1	23	50	1	49	73	(**)	73
Total-Internal Revenue Service .....	1,513	1	1,513	3,347	1	3,346	3,091	(**)	3,091
Comptroller of the Currency .....	52	3	48	108	(**)	108	105	5	100
Office of Thrift Supervision .....	17	1	15	53	3	50	59	-3	62
<b>Interest on the Public Debt:</b>									
<b>Interest on Treasury Debt Securities (Gross):</b>									
Public Issues (Accrual Basis) .....	16,138	.....	16,138	31,644	.....	31,644	38,015	.....	38,015
Special Issues (Cash Basis) .....	2,420	.....	2,420	5,899	.....	5,899	9,641	.....	9,641
Total-Interest on Treasury Debt Securities (Gross) .....	18,559	.....	18,559	37,543	.....	37,543	47,655	.....	47,655
Total-Interest on the Public Debt .....	18,559	.....	18,559	37,543	.....	37,543	47,655	.....	47,655
Other .....	6	.....	6	13	.....	13	11	.....	11
Proprietary Receipts from the Public .....	.....	653	-653	.....	606	-606	.....	388	-388
Intrabudgetary Transactions .....	-50	.....	-50	-517	.....	-517	-660	.....	-660
Total-Department of the Treasury .....	110,841	997	109,844	247,264	1,702	245,561	51,263	1,159	50,104

**Table 5. Outlays of the U.S. Government, November 2008 and Other Periods**

Classification	[\$ millions]								
	This Month			Current Fiscal Year to Date			Prior Fiscal Year to Date		
	Gross Outlays	Applicable Receipts	Outlays	Gross Outlays	Applicable Receipts	Outlays	Gross Outlays	Applicable Receipts	Outlays
<b>Department of Veterans Affairs:</b>									
Veterans Health Administration:									
Medical Care .....	2,793	.....	2,793	6,424	.....	6,424	5,855	.....	5,855
Medical Administration.....	306	.....	306	737	.....	737	646	.....	646
Other .....	80	25	55	184	52	132	165	49	116
<b>Benefit Programs:</b>									
Public Enterprise Funds:									
Veterans Housing Benefit Program Fund.....	1	2	-1	3	3	-1	-1	2	-3
Compensation and Pensions .....	257	.....	257	6,875	.....	6,875	9,385	.....	9,385
Readjustment Benefits.....	283	.....	283	688	.....	688	651	.....	651
Insurance Funds:									
National Service Life.....	84	.....	84	185	.....	185	171	.....	171
Veterans Special Life.....	10	2	9	22	4	18	20	5	15
Other .....	109	91	17	191	176	15	149	136	13
<b>Total--Benefit Programs.....</b>	<b>743</b>	<b>95</b>	<b>648</b>	<b>7,964</b>	<b>184</b>	<b>7,781</b>	<b>10,377</b>	<b>143</b>	<b>10,234</b>
Departmental Administration.....	453	.....	453	972	.....	972	893	.....	893
Proprietary Receipts from the Public:									
National Service Life.....	.....	10	-10	.....	21	-21	.....	21	-21
Other .....	.....	192	-192	.....	397	-397	.....	462	-462
Intrabudgetary Transactions .....	4	.....	4	-1	.....	-1	-4	.....	-4
<b>Total--Department of Veterans Affairs .....</b>	<b>4,380</b>	<b>321</b>	<b>4,059</b>	<b>16,281</b>	<b>654</b>	<b>15,627</b>	<b>17,932</b>	<b>675</b>	<b>17,258</b>
<b>Corps of Engineers:</b>									
Construction .....	256	.....	256	456	.....	456	317	.....	317
Operation and Maintenance.....	193	.....	193	387	.....	387	334	.....	334
Flood Control and Coastal Emergencies .....	72	.....	72	199	.....	199	16	.....	16
Rivers and Harbors Contributed Funds.....	28	.....	28	55	.....	55	46	.....	46
Other .....	129	.....	129	260	.....	260	226	.....	226
Proprietary Receipts from the Public.....	.....	49	-49	.....	83	-83	.....	158	-158
Intrabudgetary Transactions .....	(**)	.....	(**)	-11	.....	-11	-10	.....	-10
<b>Total--Corps of Engineers.....</b>	<b>678</b>	<b>49</b>	<b>629</b>	<b>1,347</b>	<b>83</b>	<b>1,263</b>	<b>929</b>	<b>158</b>	<b>771</b>
<b>Other Defense Civil Programs:</b>									
Military Retirement:									
Payment to Military Retirement Fund.....	.....	.....	.....	51,125	.....	51,125	46,187	.....	46,187
Military Retirement Fund.....	4,398	.....	4,398	8,345	.....	8,345	7,409	.....	7,409
Retiree Health Care:									
Payment to Department of Defense Medicare-Eligible Retiree Health Care Fund.....	.....	.....	.....	10,660	.....	10,660	12,930	.....	12,930
Department of Defense Medicare-Eligible Retiree Health Care Fund.....	583	.....	583	1,571	.....	1,571	1,537	.....	1,537
Educational Benefits.....	43	.....	43	84	.....	84	84	.....	84
Other .....	21	.....	21	42	.....	42	30	.....	30
Proprietary Receipts from the Public.....	.....	1	-1	.....	2	-2	.....	1	-1
Intrabudgetary Transactions .....	195	.....	195	-62,664	.....	-62,664	-60,372	.....	-60,372
<b>Total--Other Defense Civil Programs .....</b>	<b>5,239</b>	<b>1</b>	<b>5,238</b>	<b>9,163</b>	<b>2</b>	<b>9,160</b>	<b>7,805</b>	<b>1</b>	<b>7,804</b>
<b>Environmental Protection Agency:</b>									
Science and Technology.....	70	.....	70	151	.....	151	123	.....	123
Environmental Programs and Management.....	173	.....	173	409	.....	409	380	.....	380
State and Tribal Assistance Grants.....	284	.....	284	540	.....	540	599	.....	599
Hazardous Substance Superfund .....	112	.....	112	219	.....	219	222	.....	222
Other .....	24	(**)	24	-34	(**)	-34	12	(**)	12
Proprietary Receipts from the Public.....	.....	14	-14	.....	12	-12	.....	17	-17
Intrabudgetary Transactions .....	6	.....	6	28	.....	28	30	.....	30
Offsetting Governmental Receipts .....	.....	2	-2	.....	4	-4	.....	3	-3
<b>Total--Environmental Protection Agency.....</b>	<b>669</b>	<b>16</b>	<b>653</b>	<b>1,314</b>	<b>16</b>	<b>1,298</b>	<b>1,365</b>	<b>20</b>	<b>1,344</b>
<b>Executive Office of the President:</b>									
The White House.....	12	.....	12	28	.....	28	29	.....	29
Office of Management and Budget .....	6	.....	6	15	.....	15	15	.....	15
Unanticipated Needs:									
Iraq Relief and Reconstruction Fund.....	16	.....	16	62	.....	62	150	.....	150
Other .....	7	.....	7	17	.....	17	15	.....	15
Proprietary Receipts from the Public.....	.....	(**)	(**)	.....	(**)	(**)	.....	(**)	(**)
Intrabudgetary Transactions .....	.....	.....	.....	.....	.....	.....	.....	.....	.....
<b>Total--Executive Office of the President .....</b>	<b>40</b>	<b>(**)</b>	<b>40</b>	<b>122</b>	<b>(**)</b>	<b>122</b>	<b>208</b>	<b>(**)</b>	<b>208</b>
<b>General Services Administration:</b>									
Real Property Activities.....	13	.....	13	120	.....	120	104	.....	104
Supply and Technology Activities .....	-91	.....	-91	-206	.....	-206	-80	.....	-80
General Activities.....	8	.....	8	45	.....	45	42	.....	42
Proprietary Receipts from the Public.....	.....	2	-2	.....	9	-9	.....	9	-9
Intrabudgetary Transactions .....	(**)	.....	(**)	-3	.....	-3	1	.....	1
<b>Total--General Services Administration.....</b>	<b>-70</b>	<b>2</b>	<b>-73</b>	<b>-44</b>	<b>9</b>	<b>-52</b>	<b>66</b>	<b>9</b>	<b>57</b>

**Table 5. Outlays of the U.S. Government, November 2008 and Other Periods**

Classification	[\$ millions]								
	This Month			Current Fiscal Year to Date			Prior Fiscal Year to Date		
	Gross Outlays	Applicable Receipts	Outlays	Gross Outlays	Applicable Receipts	Outlays	Gross Outlays	Applicable Receipts	Outlays
<b>International Assistance Program:</b>									
International Security Assistance:									
Foreign Military Financing Program .....	1,181	.....	1,181	1,400	.....	1,400	665	.....	665
Economic Support Fund .....	587	.....	587	1,392	.....	1,392	657	.....	657
Other .....	77	1	76	154	2	152	140	17	123
<b>Total--International Security Assistance .....</b>	<b>1,844</b>	<b>1</b>	<b>1,844</b>	<b>2,946</b>	<b>2</b>	<b>2,944</b>	<b>1,462</b>	<b>17</b>	<b>1,445</b>
Multilateral Assistance:									
Contribution to the International Development									
Other .....	109	.....	109	197	.....	197	179	.....	179
<b>Total--Multilateral Assistance .....</b>	<b>109</b>	<b>.....</b>	<b>109</b>	<b>197</b>	<b>.....</b>	<b>197</b>	<b>179</b>	<b>.....</b>	<b>179</b>
International Development Assistance:									
Agency for International Development:									
Sustainable Development Assistance Program .....	133	.....	133	217	.....	217	229	.....	229
Child Survival and Disease Programs .....	74	.....	74	167	.....	167	497	.....	497
Operating Expenses .....	56	.....	56	110	.....	110	110	.....	110
Other .....	147	40	107	244	65	179	211	203	8
Proprietary Receipts from the Public .....	.....	(**)	(**)	.....	1	-1	.....	1	-1
Intrabudgetary Transactions .....	1	.....	1	7	.....	7	50	.....	50
<b>Total--Agency for International Development .....</b>	<b>412</b>	<b>40</b>	<b>371</b>	<b>745</b>	<b>66</b>	<b>679</b>	<b>1,098</b>	<b>203</b>	<b>894</b>
Overseas Private Investment Corporation:									
Overseas Private Investment Corporation Account .....	6	21	-15	12	28	-16	12	46	-34
Proprietary Receipts from the Public .....	.....	2	-2	.....	3	-3	.....	6	-6
<b>Total--Overseas Private Investment Corporation .....</b>	<b>6</b>	<b>23</b>	<b>-18</b>	<b>12</b>	<b>31</b>	<b>-19</b>	<b>12</b>	<b>52</b>	<b>-40</b>
Peace Corps .....	26	-9	35	52	(**)	52	52	(**)	52
Other .....	9	.....	9	19	.....	19	18	.....	18
<b>Total--International Development Assistance .....</b>	<b>452</b>	<b>55</b>	<b>398</b>	<b>828</b>	<b>97</b>	<b>730</b>	<b>1,179</b>	<b>255</b>	<b>924</b>
International Monetary Programs .....	(**)	.....	(**)	212	.....	212	-93	.....	-93
Military Sales Programs:									
Foreign Military Sales Trust Fund .....	1,648	.....	1,648	3,355	.....	3,355	2,399	.....	2,399
Other .....	(**)	.....	(**)	(**)	.....	(**)	.....	.....	.....
Proprietary Receipts from the Public .....	.....	1,831	-1,831	.....	2,971	-2,971	.....	5,493	-5,493
Other .....	47	(**)	47	91	(**)	91	73	(**)	73
<b>Total--International Assistance Program .....</b>	<b>4,101</b>	<b>1,886</b>	<b>2,215</b>	<b>7,629</b>	<b>3,070</b>	<b>4,559</b>	<b>5,199</b>	<b>5,765</b>	<b>-566</b>
<b>National Aeronautics and Space Administration:</b>									
Science, Aeronautics, and Exploration .....	-298	.....	-298	1,680	.....	1,680	1,606	.....	1,606
Space Operations .....	426	.....	426	1,130	.....	1,130	1,079	.....	1,079
Other .....	-116	.....	-116	101	.....	101	2	.....	2
Proprietary Receipts from the Public .....	.....	2	-2	.....	2	-2	.....	-3	3
Intrabudgetary Transactions .....	1,417	.....	1,417	(**)	.....	(**)	10	.....	10
<b>Total--National Aeronautics and Space Administration .....</b>	<b>1,428</b>	<b>2</b>	<b>1,426</b>	<b>2,911</b>	<b>2</b>	<b>2,909</b>	<b>2,697</b>	<b>-3</b>	<b>2,701</b>
<b>National Science Foundation:</b>									
Research and Related Activities .....	461	.....	461	860	.....	860	814	.....	814
Education and Human Resources .....	-3	.....	-3	43	.....	43	51	.....	51
Other .....	34	.....	34	67	.....	67	59	.....	59
Proprietary Receipts from the Public .....	.....	(**)	(**)	.....	(**)	(**)	.....	(**)	(**)
<b>Total--National Science Foundation .....</b>	<b>492</b>	<b>(**)</b>	<b>492</b>	<b>969</b>	<b>(**)</b>	<b>969</b>	<b>924</b>	<b>(**)</b>	<b>924</b>
<b>Office of Personnel Management:</b>									
Government Payment for Annuitants, Employees									
Health and Life Insurance Benefits .....	738	.....	738	1,476	.....	1,476	1,464	.....	1,464
Payment to Civil Service Retirement And									
Civil Service Retirement and Disability Fund .....	5,320	.....	5,320	10,793	.....	10,793	10,387	.....	10,387
Employees Life Insurance Fund .....	162	655	-493	351	936	-585	398	886	-488
Employees and Retired Employees Health Benefits Fund .....	2,860	2,863	-4	5,922	6,097	-174	5,945	5,975	-30
Other .....	46	.....	46	110	.....	110	25	.....	25
Proprietary Receipts from the Public .....	.....	(**)	(**)	.....	(**)	(**)	.....	(**)	(**)
Intrabudgetary Transactions:									
Civil Service Retirement and Disability Fund:									
Other .....	-3	.....	-3	-7	.....	-7	-5	.....	-5
<b>Total--Office of Personnel Management .....</b>	<b>9,123</b>	<b>3,519</b>	<b>5,604</b>	<b>18,645</b>	<b>7,033</b>	<b>11,612</b>	<b>18,213</b>	<b>6,861</b>	<b>11,353</b>
<b>Small Business Administration:</b>									
Public Enterprise Funds:									
Business Loan Fund .....	3	-1	4	9	1	8	13	13	(**)
Disaster Loan Fund .....	12	-1	13	313	(**)	314	33	(**)	34
Other .....	(**)	1	-1	1	2	(**)	1	2	-1
Other .....	65	.....	65	-158	.....	-158	109	.....	109
Proprietary Receipts from the Public .....	.....	(**)	(**)	.....	(**)	(**)	.....	(**)	(**)
Intrabudgetary Transactions .....	(**)	.....	(**)	(**)	.....	(**)	(**)	.....	(**)
<b>Total--Small Business Administration .....</b>	<b>80</b>	<b>-1</b>	<b>81</b>	<b>165</b>	<b>2</b>	<b>163</b>	<b>156</b>	<b>15</b>	<b>141</b>

**Table 5. Outlays of the U.S. Government, November 2008 and Other Periods**

Classification	[\$ millions]								
	This Month			Current Fiscal Year to Date			Prior Fiscal Year to Date		
	Gross Outlays	Applicable Receipts	Outlays	Gross Outlays	Applicable Receipts	Outlays	Gross Outlays	Applicable Receipts	Outlays
<b>Social Security Administration:</b>									
Payments to Social Security Trust Funds .....	15	.....	15	3,856	.....	3,856	4,749	.....	4,749
Supplemental Security Income Program.....	291	.....	291	7,418	.....	7,418	10,341	.....	10,341
<b>Federal Old-Age and Survivors Insurance Trust Fund</b>									
<b>(Off-Budget):</b>									
Benefit Payments.....	42,728	.....	42,728	85,362	.....	85,362	81,125	.....	81,125
Administrative Expenses.....	208	.....	208	548	.....	548	552	.....	552
Total--FOASI Trust Fund .....	42,936	.....	42,936	85,910	.....	85,910	81,677	.....	81,677
<b>Federal Disability Insurance Trust Fund</b>									
<b>(Off-Budget):</b>									
Benefit Payments.....	8,961	.....	8,961	17,859	.....	17,859	16,449	.....	16,449
Administrative Expenses.....	138	.....	138	389	.....	389	427	.....	427
Total--FDI Trust Fund .....	9,099	.....	9,099	18,248	.....	18,248	16,876	.....	16,876
Other .....	30	.....	30	32	.....	32	24	.....	24
<b>Proprietary Receipts from the Public:</b>									
On-Budget .....	.....	281	-281	.....	376	-376	.....	283	-283
Off-Budget .....	.....	2	-2	.....	5	-5	.....	4	-4
<b>Intrabudgetary Transactions:</b>									
On-Budget:									
Off-Budget <sup>1</sup> :	-15	.....	-15	-3,856	.....	-3,856	-4,749	.....	-4,749
Total--Social Security Administration .....	52,357	284	52,073	111,608	381	111,227	108,919	287	108,632
<b>Other Independent Agencies:</b>									
Broadcasting Board of Governors.....	56	-1	56	116	-1	117	118	-1	118
Corporation for National and Community Service .....	67	(**)	67	146	(**)	146	152	(**)	152
Corporation for Public Broadcasting .....	24	.....	24	424	.....	424	400	.....	400
<b>District of Columbia:</b>									
Courts .....	20	.....	20	47	.....	47	39	.....	39
General and Special Payments.....	30	.....	30	105	(**)	105	63	.....	63
Other .....	.....	.....	.....	6	.....	6	.....	.....	.....
Equal Employment Opportunity Commission.....	30	(**)	30	69	(**)	68	58	(**)	58
Export-Import Bank of the United States.....	-7	-60	53	-6	(**)	-6	7	89	-82
<b>Federal Communications Commission:</b>									
Universal Service Fund.....	775	.....	775	1,504	.....	1,504	1,481	.....	1,481
Spectrum Auction Program Account .....	(**)	.....	(**)	(**)	.....	(**)	2	.....	2
Other .....	21	1	20	22	3	19	-3	3	-6
<b>Federal Deposit Insurance Corporation:</b>									
Deposit Insurance Fund.....	4,853	.....	4,853	5,270	.....	5,270	477	.....	477
FSLIC Resolution Fund.....	2	1	1	3	2	(**)	238	51	186
Total--Federal Deposit Insurance Corporation .....	4,855	1	4,854	5,273	2	5,271	715	51	663
Federal Drug Control Programs .....	18	.....	18	59	.....	59	56	.....	56
Federal Housing Finance Agency.....	(**)	.....	(**)	-60	.....	-60	.....	.....	.....
Intelligence Community Management Account .....	23	.....	23	26	.....	26	5	.....	5
Legal Services Corporation.....	33	.....	33	36	.....	36	33	.....	33
National Archives and Records Administration .....	38	1	37	80	3	77	60	3	58
National Credit Union Administration .....	137	90	47	1,321	1,017	304	125	307	-182
National Endowment for the Arts .....	10	.....	10	22	(**)	22	26	(**)	26
National Endowment for the Humanities.....	10	.....	10	24	.....	24	20	.....	20
Institute of Museum and Library Services .....	25	(**)	25	55	(**)	55	48	.....	48
National Labor Relations Board .....	20	(**)	20	47	(**)	47	49	(**)	49
Nuclear Regulatory Commission.....	72	95	-23	170	182	-12	146	175	-29
<b>Postal Service:</b>									
<b>Off-Budget:</b>									
Public Enterprise Funds.....	5,213	5,580	-367	12,317	12,428	-111	13,214	13,852	-638
Other .....	.....	.....	.....	101	.....	101	101	.....	101



**Table 5. Outlays of the U.S. Government, November 2008 and Other Periods**

Classification	[\$ millions]								
	This Month			Current Fiscal Year to Date			Prior Fiscal Year to Date		
	Gross Outlays	Applicable Receipts	Outlays	Gross Outlays	Applicable Receipts	Outlays	Gross Outlays	Applicable Receipts	Outlays
<b>Other Independent Agencies:—Continued</b>									
Railroad Retirement Board:									
Federal Windfall Subsidy .....	6	.....	6	12	.....	12	14	.....	14
Federal Payments to the Railroad Retirement Accounts.....	(**)	.....	(**)	40	.....	40	117	.....	117
Railroad Unemployment Insurance Trust Fund:									
Benefit Payments.....	7	.....	7	15	.....	15	15	.....	15
Transfer to Administrative Funds .....	1	.....	1	3	.....	3	.....	.....	.....
Rail Industry Pension Fund:									
Benefit Payments.....	350	.....	350	700	.....	700	671	.....	671
Advances from FOASDI Fund.....	-105	.....	-105	-208	.....	-208	-206	.....	-206
OASDI Certifications .....	105	.....	105	208	.....	208	206	.....	206
Administrative Expenses.....	-1	.....	-1	-3	.....	-3	16	.....	16
Transfer to Administrative Funds .....	6	.....	6	14	.....	14	.....	.....	.....
Other.....	(**)	.....	(**)	(**)	.....	(**)	2	.....	2
National Railroad Retirement Investment Trust:									
Administrative Expenses.....	4	.....	4	12	.....	12	7	.....	7
Transfers to the Railroad Retirement Trust Funds From the National Railroad Retirement Investment Trust.....	.....	.....	.....	104	.....	104	215	.....	215
Railroad Social Security Equivalent Benefit Account:									
Benefit Payments.....	489	.....	489	979	.....	979	962	.....	962
Transfer to Administrative Funds .....	3	.....	3	7	.....	7	.....	.....	.....
Other .....	(**)	.....	(**)	(**)	.....	(**)	.....	.....	.....
Proprietary Receipts from the Public.....	.....	-3,895	3,895	.....	-6,586	6,586	.....	2,096	-2,096
Intrabudgetary Transactions:									
Payments from Other Funds to the Railroad Payments from the Railroad Retirement Trust Funds To Other .....	.....	.....	.....	-144	.....	-144	-332	.....	-332
Total--Railroad Retirement Board .....	865	-3,895	4,761	1,740	-6,586	8,326	1,688	2,096	-408
Securities and Exchange Commission.....	58	(**)	58	141	(**)	141	127	-3	129
Smithsonian Institution.....	62	(**)	62	132	(**)	132	121	(**)	121
Tennessee Valley Authority .....	2,358	2,603	-245	5,118	5,392	-274	3,712	3,443	269
Other .....	396	18	378	587	22	565	234	79	155
<b>Total--Other Independent Agencies .....</b>	<b>15,211</b>	<b>4,434</b>	<b>10,777</b>	<b>29,619</b>	<b>12,462</b>	<b>17,157</b>	<b>22,795</b>	<b>20,096</b>	<b>2,700</b>
<b>Undistributed Offsetting Receipts:</b>									
Other Interest.....	.....	(**)	(**)	.....	(**)	(**)	.....	(**)	(**)
Employer Share, Employee Retirement:									
Department of Health and Human Services:									
Federal Hospital Insurance Trust Fund:									
Federal Employer Contributions.....	-252	.....	-252	-504	.....	-504	-496	.....	-496
Postal Service Employer Contributions .....	-71	.....	-71	-142	.....	-142	-128	.....	-128
Department of State:									
Foreign Service Retirement and Disability Fund .....	-17	.....	-17	-34	.....	-34	-32	.....	-32
Other Defense Civil Programs:									
Military Retirement Fund.....	-1,400	.....	-1,400	-6,261	.....	-6,261	-5,536	.....	-5,536
Department of Defense Medicare-Eligible									
Retiree Health Care Fund .....	.....	.....	.....	-10,644	.....	-10,644	-11,496	.....	-11,496
Office of Personnel Management:									
Postal Service Contributions for Benefits									
Civil Service Retirement and Disability Fund .....	-1,499	.....	-1,499	-3,335	.....	-3,335	-3,056	.....	-3,056
Social Security Administration (Off-Budget):									
Federal Old-Age and Survivors Insurance Trust Fund:									
Federal Employer Contributions.....	-872	.....	-872	-1,744	.....	-1,744	-1,658	.....	-1,658
Federal Disability Insurance Trust Fund:									
Federal Employer Contributions.....	-148	.....	-148	-296	.....	-296	-282	.....	-282
Other .....	(**)	.....	(**)	(**)	.....	(**)	(**)	.....	(**)
<b>Total--Employer Share, Employee Retirement.....</b>	<b>-4,260</b>	<b>.....</b>	<b>-4,260</b>	<b>-22,961</b>	<b>.....</b>	<b>-22,961</b>	<b>-22,684</b>	<b>.....</b>	<b>-22,684</b>

**Table 5. Outlays of the U.S. Government, November 2008 and Other Periods**

Classification	[\$ millions]								
	This Month			Current Fiscal Year to Date			Prior Fiscal Year to Date		
	Gross Outlays	Applicable Receipts	Outlays	Gross Outlays	Applicable Receipts	Outlays	Gross Outlays	Applicable Receipts	Outlays
<b>Undistributed Offsetting Receipts:—Continued</b>									
Interest Received by Trust Funds:									
Judicial Branch:									
Judicial Survivors Annuity Fund .....	-3	.....	-3	-5	.....	-5	-4	.....	-4
Department of Health and Human Services:									
Federal Hospital Insurance Trust Fund .....	-8	.....	-8	-88	.....	-88	-44	.....	-44
Federal Supplementary Medical Insurance Trust Fund .....	-33	.....	-33	-68	.....	-68	-80	.....	-80
Department of Homeland Security:									
Oil Spill Liability Trust Fund .....	-7	.....	-7	-7	.....	-7	26	.....	26
Other .....	-21	.....	-21	-21	.....	-21	-26	.....	-26
Department of Labor:									
Unemployment Trust Fund .....	-22	.....	-22	-80	.....	-80	-88	.....	-88
Department of State:									
Foreign Service Retirement and Disability Fund .....	(**)	.....	(**)	(**)	.....	(**)	(**)	.....	(**)
Department of Transportation:									
Airport and Airway Trust Fund .....	-9	.....	-9	-10	.....	-10	-1	.....	-1
Department of Veterans Affairs:									
National Service Life Insurance Fund .....	-2	.....	-2	-4	.....	-4	-3	.....	-3
United States Government Life Insurance Fund .....	(**)	.....	(**)	(**)	.....	(**)	(**)	.....	(**)
Corps of Engineers .....	-9	.....	-9	-9	.....	-9	-15	.....	-15
Other Defense Civil Programs:									
Military Retirement Fund .....	355	.....	355	-1,302	.....	-1,302	-2,655	.....	-2,655
Educational Benefits Fund .....	-5	.....	-5	-1	.....	-1	-6	.....	-6
Armed Forces Retirement Home .....	-1	.....	-1	-1	.....	-1	-1	.....	-1
Environmental Protection Agency .....	-9	.....	-9	-17	.....	-17	-21	.....	-21
Office of Personnel Management:									
Civil Service Retirement and Disability Fund .....	-15	.....	-15	-18	.....	-18	-28	.....	-28
Social Security Administration (Off-Budget):									
Federal Old-Age and Survivors Insurance Trust Fund .....	-76	.....	-76	-104	.....	-104	-232	.....	-232
Federal Disability Insurance Trust Fund .....	-52	.....	-52	-81	.....	-81	-52	.....	-52
Independent Agencies:									
Railroad Retirement Board .....	-6	.....	-6	-13	.....	-13	(**)	.....	(**)
Other .....	-4	.....	-4	-1	.....	-1	-7	.....	-7
Other .....	-22	.....	-22	-24	.....	-24	-7	.....	-7
Total--Interest Received by Trust Funds .....	52	.....	52	-1,854	.....	-1,854	-3,244	.....	-3,244
Digital Television Transition and Public Safety Fund .....	.....	9,389	-9,389	.....	9,389	-9,389	.....	.....	.....
Rents and Royalties on the Outer Continental Shelf Lands .....	.....	144	-144	.....	501	-501	.....	1,702	-1,702
<b>Total--Undistributed Offsetting Receipts .....</b>	<b>-4,208</b>	<b>9,533</b>	<b>-13,741</b>	<b>-24,815</b>	<b>9,890</b>	<b>-34,705</b>	<b>-25,928</b>	<b>1,703</b>	<b>-27,631</b>
<b>Total Outlays .....</b>	<b>340,196</b>	<b>31,017</b>	<b>309,179</b>	<b>765,626</b>	<b>54,424</b>	<b>711,203</b>	<b>541,823</b>	<b>57,516</b>	<b>484,307</b>
<b>Total On-Budget .....</b>	<b>284,110</b>	<b>25,434</b>	<b>258,676</b>	<b>655,233</b>	<b>41,990</b>	<b>613,243</b>	<b>437,028</b>	<b>43,659</b>	<b>393,369</b>
<b>Total Off-Budget .....</b>	<b>56,086</b>	<b>5,583</b>	<b>50,503</b>	<b>110,394</b>	<b>12,433</b>	<b>97,960</b>	<b>104,795</b>	<b>13,857</b>	<b>90,938</b>
<b>Total Surplus (+) or Deficit .....</b>			<b>-164,397</b>			<b>-401,574</b>			<b>-155,077</b>
<b>Total On-Budget .....</b>			<b>-164,299</b>			<b>-400,868</b>			<b>-157,518</b>
<b>Total Off-Budget .....</b>			<b>-98</b>			<b>-706</b>			<b>+2,441</b>

**MEMORANDUM**

Receipts Offset Against Outlays (In Millions)

	Current Fiscal Year to Date	Comparable Period Prior Fiscal Year
Proprietary Receipts .....	10,570	22,609
Intrabudgetary Transactions .....	130,631	124,621
Governmental Receipts .....	10,390	1,240
<b>Total Receipts Offset Against Outlays .....</b>	<b>151,590</b>	<b>148,470</b>

<sup>1</sup>Receipts have been increased and outlays correspondingly increased by \$4 million for the month of September 2008 to reflect additional reporting by the Administrative Office of the U.S. Courts.

<sup>2</sup>Outlays for the Department of Agriculture have been increased by \$91 million in September 2008 and October 2008 and correspondingly decreased by \$89 million in September 2008 and \$91 million in October 2008.

<sup>3</sup>Outlays have been increased and correspondingly decreased by \$44 million for the month of September 2008 to reflect additional reporting by Department of Health and Human Services.

<sup>4</sup>Outlays have been increased and correspondingly decreased by \$8 million for the month of September 2008 to reflect additional reporting by Social Security Administration.

<sup>5</sup>Includes FICA and SECA tax credits, non-contributory military service credits, special benefits for the aged, and credit for the unnegotiated OASI benefit checks.

... No Transactions

(\*\*) Less than \$500,000

Note: Details may not add to totals due to rounding.

This Page Left Blank Intentionally

---

**Table 6. Means of Financing the Deficit or Disposition or Surplus of the U.S. Government, November 2008 and Other Periods**

Assets & Liabilities Directly Related to Budget Off-Budget Activity	[\$ millions]					
	Net Transactions (-) denotes net reduction of either liability or asset accounts			Account Balances Current Fiscal Year		
	This Month	Fiscal Year to Date		Beginning of		Close of This Month
This Year		Prior Year	This Year	This Month		
<b>Liability Accounts:</b>						
Borrowing from the Public:						
Treasury Securities, Issued Under General Financing Authorities:						
Debt Held by the Public .....	93,797	587,899	97,274	5,808,692	6,302,794	6,396,591
Intragovernmental Holdings .....	-6,717	48,551	44,414	4,216,033	4,271,301	4,264,584
Total Treasury Securities Outstanding .....	87,080	636,450	141,688	10,024,725	10,574,094	10,661,175
Plus Premium on Treasury Securities .....	317	1,674	459	4,819	6,176	6,493
Less Discount on Treasury Securities .....	-718	3,355	-2,914	68,954	73,026	72,309
Total Treasury Securities Net Of Premium and Discount .....	88,115	634,768	145,061	9,960,590	10,507,244	10,595,358
Agency Securities, Issued Under Special Financing Authorities (See Schedule B. for Other Agency Borrowing, See Schedule C) .....						
Total Federal Securities .....	-2,317	148	138	23,104	25,569	23,252
Deduct:	85,798	634,917	145,199	9,983,694	10,532,813	10,618,610
Federal Securities Held As Investments of Government Accounts (See Schedule D) .....	-5,799	50,096	44,419	4,210,491	4,266,386	4,260,586
Less Discount on Federal Securities Held As Investments of Government Accounts .....	-321	960	-2,379	27,432	28,713	28,392
Net Federal Securities Held As Investments of Government Accounts .....	-5,478	49,136	46,799	4,183,059	4,237,672	4,232,194
Total Borrowing from the Public .....	91,276	585,781	98,400	5,800,635	6,295,140	6,386,416
Accrued Interest Payable to the Public .....	-7,361	74	-7,480	40,131	47,566	40,205
Allocations of Special Drawing Rights .....	-2	-339	164	7,630	7,292	7,290
Deposit Funds .....	-7,359	-7,409	-1,396	27,417	27,366	20,007
Miscellaneous Liability Accounts (Includes Checks Outstanding Etc.) .....	-246	3,246	4,058	10,449	13,941	13,695
<b>Total Liability Accounts .....</b>	<b>76,308</b>	<b>581,352</b>	<b>93,747</b>	<b>5,886,262</b>	<b>6,391,306</b>	<b>6,467,614</b>
<b>Asset Accounts (Deduct)</b>						
Cash and Monetary Assets:						
U.S. Treasury Operating Cash: <sup>1</sup>						
Federal Reserve Account .....	22,387	33,397	-870	32,988	43,998	66,385
Supplementary Financing Program Account .....	-124,744	134,616	.....	299,491	558,851	434,107
Tax and Loan Note Accounts .....	-10,145	-37,165	-65,824	39,129	12,109	1,964
Balance .....	-112,502	130,848	-66,693	371,608	614,959	502,456
Special Drawing Rights:						
Total Holdings .....	23	-394	235	9,418	9,001	9,023
SDR Certificates Issued to Federal Reserve Banks .....	.....	.....	.....	-2,200	-2,200	-2,200
Balance .....	23	-394	235	7,218	6,801	6,823
Reserve Position on the U.S. Quota in the IMF:						
U.S. Subscription to International Monetary Fund:						
Direct Quota Payments .....	.....	.....	.....	46,525	46,525	46,525
Maintenance of Value Adjustments .....	-12	-2,573	1,246	11,325	8,764	8,752
Letter of Credit Issued to IMF .....	2,911	-560	-153	-51,864	-55,335	-52,424
Dollar Deposits with the IMF .....	-3	-57	12	-88	-143	-145
Receivable/payable (-) for Interim Maintenance of Value Adjustments .....	12	5,784	-1,153	-1,148	4,624	4,636
Balance .....	2,908	2,594	-48	4,750	4,436	7,344
Other Cash and Monetary Assets .....	-28	413	-191	26,720	27,160	27,133
Total Cash and Monetary Assets .....	-109,599	133,461	-66,697	410,296	653,355	543,756
Non-Federal Securities of the National Railroad Retirement Investment Trust .....	-3,910	-6,681	1,838	27,503	24,732	20,822
Net Activity, Guaranteed Loan Financing .....	821	1,056	2,830	<sup>2</sup> 42,407	-42,172	-41,351
Net Activity, Direct Loan Financing .....	25,058	52,079	-698	195,773	222,793	247,852
Miscellaneous Asset Accounts .....	-460	-136	1,399	580	904	443
<b>Total Asset Accounts .....</b>	<b>-88,089</b>	<b>179,778</b>	<b>-61,330</b>	<b>591,744</b>	<b>859,611</b>	<b>771,522</b>
Excess of Liabilities (+) or Assets (-) .....	164,397	401,574	155,077	5,294,518	5,531,695	5,696,092
<b>Total Budget and Off-Budget Federal Entities (Financing of Deficit (+) or Disposition Of Surplus .....</b>	<b>164,397</b>	<b>401,574</b>	<b>155,077</b>	<b>5,294,518</b>	<b>5,531,695</b>	<b>5,696,092</b>

<sup>1</sup>Major sources of information used to determine Treasury's operating cash balance include Federal Reserve Banks, the Treasury Regional Finance Centers, the Internal Revenue Service Centers, the Bureau of the Public Debt and various electronic systems. Deposits are reflected as received and withdrawals are reflected as processed.

... No Transactions

Note: Details may not add to totals due to rounding.

<sup>2</sup>Includes adjustments of \$3 million for the month of September 2008 by Department of Agriculture.

**Table 6. Schedule A-Analysis of Change in Excess of Liabilities of the U.S. Government, November 2008 and Other Periods**

Classification	[\$ millions]		
	This Month	Fiscal Year to Date	
		This Year	Prior Year
Excess of Liabilities Beginning of Period:			
Based on Composition of Unified Budget In			
Preceding Period .....	5,531,691	5,294,525	4,841,785
Adjustments During Current Fiscal Year For			
Changes in Composition of Unified Budget:			
Revisions by Federal Agencies to the Prior Budget Results .....	3	-7	-1,307
Excess of Liabilities Beginning of Period (Current Basis).....	5,531,695	5,294,518	4,840,478
Budget Surplus (-) or Deficit:			
Based on Composition of Unified Budget in Prior Fiscal Yr.....	164,397	401,574	155,077
Total Surplus (-) or Deficit (table 2).....	164,397	401,574	155,077
Total-On-Budget (table 2).....	164,299	400,868	157,518
Total-Off-Budget (table 2).....	98	706	-2,441
Transactions Not Applied to Current Year's Surplus or Deficit:			
Total-transactions Not Applied to Current Year's	.....	.....	.....
Excess of Liabilities Close of Period .....	5,696,092	5,696,092	4,995,555

... No Transactions

Note: Details may not add to totals due to rounding.

**Table 6. Schedule B-Securities Issued by Federal Agencies Under Special Financing Authorities, November 2008 and Other Periods**

Classification	[\$ millions]					
	Net Transactions (-) denotes net reduction of liability accounts			Account Balances Current Fiscal Year		
	This Month	Fiscal Year to Date		Beginning of		Close of This Month
This Year		Prior Year	This Year	This Month		
Agency Securities, Issued Under Special Financing						
Authorities:						
Obligations Guaranteed by the United States,						
Issued By:						
Department of Housing and Urban Development:						
Federal Housing Administration .....	.....	.....	-2	69	69	69
Obligations Not Guaranteed by the United States,						
Issued By:						
Legislative Branch:						
Architect of the Capitol.....	1	(**)	2	150	149	150
Independent Agencies:						
Federal Communications Commission.....	.....	.....	.....	(**)	(**)	(**)
National Archives and Records Administration .....	.....	.....	.....	204	204	204
Tennessee Valley Authority .....	-2,318	148	137	22,680	25,146	22,828
Total Agency Securities .....	-2,317	148	138	23,104	25,569	23,252

... No Transactions

Note: Details may not add to totals due to rounding.

(\* \*) Less than \$500,000.

**Table 6. Schedule C (Memorandum)-Federal Agency Borrowing Financed Through the Issue of Treasury Securities, November 2008 and Other Periods**

Classification	[\$ millions]					
	Transactions			Account Balances Current Fiscal Year		
	This Month	Fiscal Year to Date		Beginning of		Close of This Month
This Year		Prior Year	This Year	This Month		
<b>Borrowing from the Treasury:</b>						
Department of Agriculture:						
Farm Service Agency:						
Commodity Credit Corporation.....	2,711	9,086	9,764	3,886	10,262	12,973
Agricultural Credit Insurance Fund.....	.....	.....	.....	5,277	5,277	5,277
Farm Storage Facility Loans.....	85	85	108	523	523	608
Apple Loans Fund.....	.....	.....	.....	(**)	(**)	(**)
Emergency Boll Weevil Loan Fund.....	.....	.....	.....	(**)	(**)	(**)
Natural Resources Conservation Service.....	.....	.....	.....	4	4	4
Rural Housing Service:						
Rural Housing Insurance.....	90	161	172	12,023	12,094	12,184
Rural Community Facility Loans Fund.....	23	71	65	2,715	2,764	2,787
Multifamily Housing Revitalization Loan Account.....	2	10	12	42	50	52
Rural Business - Cooperative Service:						
Rural Business and Industry Loans.....	.....	.....	.....	92	92	92
Rural Development Loan Fund.....	2	4	3	279	281	282
Rural Economic Development Loan Fund.....	2	5	5	108	111	113
Renewable Energy Guaranteed Loan Account.....	.....	.....	.....	(**)	(**)	(**)
Rural Utilities Service:						
Rural Water and Waste Disposal Fund.....	36	140	129	8,071	8,175	8,211
Rural Electrification and Telecommunications Fund.....	108	211	292	15,808	15,912	16,020
Rural Telephone Bank.....	5	7	15	557	559	564
Distance Learning and Telemedicine Program.....	3	8	8	352	357	360
Foreign Agricultural Service.....	.....	.....	.....	1,456	1,456	1,456
Department of Commerce:						
National Oceanic and Atmospheric Administration:						
Fisheries Finance.....	6	6	2	465	465	471
Fishing Vessel Obligations.....	.....	.....	.....	7	7	7
National Telecommunications and Information Administration						
Digital Television Transition and Public Safety Fund.....	.....	.....	.....	5	5	5
Department of Defense - Military:						
Arms Initiative Loans.....	.....	.....	.....	1	1	1
Family Housing Improvement Loans.....	.....	.....	16	233	233	233
Department of Education:						
College Housing and Academic Facilities Loans.....	.....	(**)	.....	75	75	75
Federal Direct Student Loans.....	563	13,076	3,827	117,488	130,001	130,564
Teach Grant Loans.....	.....	28	.....	14	42	42
Temporary Student Loan Purchase Authority.....	53	3,583	.....	10,754	14,285	14,337
Department of Energy:						
Bonneville Power Administration Fund.....	-35	-35	-20	2,186	2,186	2,151
Department of Homeland Security:						
National Flood Insurance Fund.....	631	631	-225	17,360	17,360	17,991
Disaster Assistance Loan Fund.....	.....	.....	-252	(**)	(**)	(**)
Department of Housing and Urban Development:						
Public and Indian Housing Programs:						
Low-Rent Public Housing - Loans and Other Expenses.....	.....	1	1	.....	1	1
Housing Programs:						
Federal Housing Administration.....	.....	.....	.....	4,832	4,832	4,832
Department of the Interior:						
Helium Fund.....	.....	.....	.....	252	252	252
Bureau of Reclamation Loan Fund.....	.....	-1	.....	52	51	51
Bureau of Indian Affairs.....	.....	.....	.....	8	8	8
Assistance to American Samoa Loan Fund.....	.....	.....	.....	11	11	11
Department of State:						
Repatriation Loans.....	(**)	(**)	.....	2	2	2
Department of Transportation:						
Essential Air Service and Rural Airport Improvement Fund.....	.....	.....	.....	15	15	15
Federal Aviation Administration:						
Aircraft Purchase Loan Guarantee Program.....	.....	.....	.....	(**)	(**)	(**)
Federal Highway Administration:						
Transportation Infrastructure Finance and Innovation Fund.....	7	13	.....	1,331	1,337	1,344
Federal Railroad Administration:						
Railroad Rehabilitation and Improvement Loan Fund.....	3	3	5	287	287	290
Other.....	.....	.....	.....	(**)	(**)	(**)
Maritime Administration:						
Ocean Freight Differential.....	1	-107	-183	108	.....	1
Maritime Guaranteed Loan (Title XI) Fund.....	.....	.....	.....	19	19	19
Department of Treasury:						
Departmental Offices:						
Community Development Financial Institutions Fund.....	.....	.....	.....	41	41	41
Housing and Economic Recovery Programs.....	23,163	44,663	.....	5,415	26,915	50,078
Federal Financing Bank Revolving Fund.....	-200	991	-1,416	21,957	23,148	22,948
Department of Veterans Affairs:						
Veterans Housing Benefit Program Fund.....	.....	.....	.....	1,527	1,527	1,527
Native American Veteran Housing Fund.....	.....	.....	.....	45	45	45
Vocational Rehabilitation Loan Fund.....	3	3	(**)	2	2	5
Corps of Engineers:						
Washington Aqueduct.....	.....	.....	.....	12	12	12

**Table 6. Schedule C (Memorandum)-Federal Agency Borrowing Financed Through the Issue of Treasury Securities, November 2008 and Other Periods**

Classification	[\$ millions]					
	Transactions			Account Balances Current Fiscal Year		
	This Month	Fiscal Year to Date		Beginning of		Close of This Month
This Year		Prior Year	This Year	This Month		
Environmental Protection Agency: Abatement, Control, and Compliance Loan Program .....	.....	.....	.....	13	13	13
General Services Administration: Land Acquisition and Development Fund .....	.....	.....	.....	(**)	(**)	(**)
International Assistance Program: International Security Assistance: Foreign Military Loan Program .....	.....	.....	.....	7	7	7
Military Debt Reduction .....	.....	.....	.....	30	30	30
Agency for International Development: International Debt Reduction .....	.....	.....	.....	477	477	477
Development Credit Authority Loan Fund .....	.....	.....	.....	(**)	(**)	(**)
Overseas Private Investment Corporation .....	8	12	12	861	866	874
Small Business Administration: Business Loan Fund .....	.....	.....	.....	971	971	971
Disaster Loan Fund .....	.....	.....	.....	8,492	8,492	8,492
Independent Agencies: Export-Import Bank of the United States .....	.....	.....	.....	2,929	2,929	2,929
Federal Communications Commission: Spectrum Auction Loan Fund .....	.....	.....	.....	113	113	113
Presidio Trust Fund .....	.....	.....	.....	50	50	50
Railroad Retirement Board: Social Security Equivalent Benefit Account .....	289	587	537	3,096	3,394	3,683
Smithsonian Institution: John F. Kennedy Center Parking Facilities .....	.....	.....	.....	20	20	20
Tennessee Valley Authority .....	.....	.....	150	.....	.....	.....
<b>Total Agency Borrowing from the Treasury Financed Through Treasury Securities Issued .....</b>	<b>27,558</b>	<b>73,242</b>	<b>13,027</b>	<b>252,760</b>	<b>298,445</b>	<b>326,003</b>
<b>Borrowing from the Federal Financing Bank:</b>						
Department of Agriculture: Rural Utilities Service: Rural Electrification and Telecommunications Fund .....	116	414	-494	26,326	26,624	26,740
Department of Defense - Military: Department of the Navy .....	.....	.....	.....	1,624	1,624	1,624
Defense Agencies .....	.....	.....	.....	-1,608	-1,608	-1,608
Department of Education: Historically Black College and University Capital Financing Fund .....	5	8	(**)	337	341	345
Department of Health and Human Services: Health Maintenance Organization Loan And Loan Guarantee Fund .....	.....	.....	.....	(**)	(**)	(**)
Department of Housing and Urban Development: Low-Rent Housing - Loans and Other Expenses .....	-104	-104	-99	691	691	587
Department of Transportation: Railroad Rehabilitation and Improvement Loan Fund .....	.....	.....	.....	2	2	2
Department of Veterans Affairs: Guaranteed Transitional Housing for Homeless Veterans .....	.....	.....	.....	5	5	5
General Services Administration: Federal Buildings Fund .....	1	-6	-4	2,078	2,071	2,072
International Assistance Program: Foreign Military Financing Program .....	(**)	-1	-1	680	680	680
National Aeronautics and Space Administration: Small Business Administration: Business Loan Fund .....	-1	-1	-2	10	9	9
Independent Agencies: National Credit Union Administration .....	60	638	.....	1,109	1,687	1,747
Postal Service .....	-382	-532	-1,134	7,200	7,049	6,668
<b>Total Borrowing from the Federal Financing Bank .....</b>	<b>-305</b>	<b>416</b>	<b>-1,734</b>	<b>38,455</b>	<b>39,176</b>	<b>38,871</b>

Note: This table includes lending by the Federal Financing Bank accomplished by the purchase of agency financial assets, by the acquisition of agency debt securities, and by the direct loans on behalf of an agency. The Federal Financing Bank borrows from Treasury and issues its own securities and in turn may loan these funds to agencies in lieu of agencies borrowing directly through Treasury or issuing their own securities.

... No Transactions

(\*\*\*) Less than \$500,000

Note: Details may not add to totals due to rounding.

**Table 6. Schedule D-Investments of Federal Government Accounts in Federal Securities, November 2008 and Other Periods**

Classification	[\$ millions]					
	Net Purchases or Sales (-)			Securities Held as investments Current Fiscal Year		
	This Month	Fiscal Year to Date		Beginning of		Close of This Month
This Year		Prior Year	This Year	This Month		
<b>Federal Funds:</b>						
Department of Agriculture .....	-1	7	10	102	109	109
Department of Commerce.....	.....	3	3	.....	3	3
Department of Defense-Military:						
Defense Cooperation Account .....	(**)	7	(**)	.....	7	7
Department of Energy.....	275	544	723	47,281	47,550	47,825
Department of Housing and Urban Development:						
Housing Programs:						
Federal Housing Administration Fund .....	135	286	300	19,092	19,244	19,379
Government National Mortgage Association:						
Guarantees of Mortgage-Backed Securities .....	-12	-33	15	9,271	9,249	9,237
Department of the Interior .....	-1	62	23	7,104	7,167	7,166
Department of Labor.....	-602	834	104	16,988	18,424	17,822
Department of Transportation .....	(**)	52	49	1,119	1,171	1,171
Department of the Treasury .....	-15	737	113	17,745	18,497	18,482
Department of Veterans Affairs:						
Canteen Service Revolving Fund.....	.....	.....	.....	26	26	26
Veterans Reopened Insurance Fund .....	-3	-6	-6	356	352	350
Servicemen's Group Life Insurance Fund.....	.....	.....	.....	1	1	1
Other Defense Civil Programs:						
Uniformed Services Retiree Health Care Fund .....	-702	19,667	19,304	112,726	133,095	132,393
Office of Personnel Management:						
Postal Service Contributions .....	.....	.....	.....	32,294	32,294	32,294
<b>Independent Agencies:</b>						
Federal Deposit Insurance Corporation:						
Deposit Insurance Fund.....	-4,908	-5,326	-477	29,937	29,519	24,611
FSLIC Resolution Fund.....	-1	(**)	29	3,320	3,320	3,319
National Credit Union Administration .....	12	328	177	7,292	7,608	7,620
Postal Service.....	.....	-405	-379	1,605	1,200	1,200
Tennessee Valley Authority .....	-2,082	429	.....	.....	2,511	429
Other .....	-109	-108	-47	13,662	13,664	13,555
Other .....	24	45	404	7,971	7,992	8,016
Total Treasury Securities .....	-7,989	17,122	20,345	327,890	353,001	345,012
<b>Total Federal Funds.....</b>	<b>-7,989</b>	<b>17,122</b>	<b>20,345</b>	<b>327,890</b>	<b>353,001</b>	<b>345,012</b>
<b>Trust Funds:</b>						
Legislative Branch:						
Library of Congress .....	-1	-1	1	47	47	46
United States Tax Court.....	(**)	(**)	(**)	9	9	9
Other .....	-1	1	(**)	31	33	32
Judicial Branch:						
Judicial Retirement Funds .....	5	-2	-8	774	767	771
Department of Agriculture .....	-3	19	25	6	27	24
Department of Defense-Military:						
Voluntary Separation Incentive Fund .....	-6	20	-10	512	538	531
Other .....	-1	-1	2	32	32	32
Department of Health and Human Services:						
Federal Hospital Insurance Trust Fund.....	5,709	-2,041	-5,470	318,741	310,991	316,700
Federal Supplementary Medical Insurance Trust						
Fund .....	4,570	274	-2,635	59,090	54,795	59,364
Other .....	44	70	36	2,709	2,735	2,779
Department of Homeland Security.....	40	50	33	3,074	3,084	3,124



**Table 6. Schedule D-Investments of Federal Government Accounts in Federal Securities, November 2008 and Other Periods**

Classification	[\$ millions]					
	Net Purchases or Sales (-)			Securities Held as investments Current Fiscal Year		
	This Month	Fiscal Year to Date		Beginning of		Close of This Month
This Year		Prior Year	This Year	This Month		
<b>Trust Funds:—Continued</b>						
Department of the Interior .....	(**)	-19	-6	65	46	46
Department of Labor:						
Unemployment Trust Fund .....	-937	-5,070	-85	72,432	68,300	67,362
Other .....	-11	-21	-24	67	57	46
Department of State:						
Foreign Service Retirement and Disability Fund .....	-46	-23	-73	14,855	14,878	14,833
Other .....	-4	-4	.....	36	36	32
Department of Transportation:						
Airport and Airway Trust Fund .....	-839	-80	1,554	7,674	8,432	7,593
Highway Trust Fund .....	-102	-2,007	-898	12,811	10,906	10,804
Other .....	.....	(**)	.....	(**)	.....	.....
Department of Treasury .....	-49	-104	-89	957	903	854
Department of Veterans Affairs:						
General Post Fund, National Homes .....	-10	-10	.....	71	71	61
National Service Life Insurance .....	-67	-154	-149	9,272	9,186	9,119
United States Government Life Insurance Fund .....	-1	-1	-1	30	30	29
Veterans Special Life Insurance Fund .....	-8	-18	-15	1,999	1,989	1,981
Corps of Engineers .....	192	306	234	4,739	4,853	5,045
Other Defense Civil Programs:						
Military Retirement Fund .....	-3,198	48,382	36,261	215,949	267,528	264,331
Other .....	-1	62	179	1,886	1,949	1,948
Environmental Protection Agency .....	-90	-154	-121	6,049	5,985	5,896
National Aeronautics and Space Administration .....	.....	.....	.....	15	15	15
Office of Personnel Management:						
Civil Service Retirement and Disability Fund:						
Treasury Securities .....	-3,485	-6,731	-6,583	728,850	725,605	722,120
Employees Life Insurance Fund .....	468	565	491	34,397	34,494	34,963
Employees and Retired Employees Health Benefits Fund .....	4	178	46	15,565	15,739	15,743
Social Security Administration:						
Federal Old-Age and Survivors Insurance Trust						
Fund .....	1,781	3,101	4,155	2,150,651	2,151,971	2,153,752
Federal Disability Insurance Trust Fund .....	-1,573	-3,393	-2,753	216,487	214,667	213,094
Independent Agencies:						
Harry S. Truman Memorial Scholarship Trust Fund .....	.....	.....	(**)	55	55	55
Japan-United States Friendship Commission .....	.....	5	.....	33	38	38
Railroad Retirement Board:						
Treasury Securities .....	-184	-252	-1	1,857	1,789	1,605
Agency Securities .....	(**)	(**)	(**)	6	6	6
Other .....	-6	26	-22	765	797	791
Total Treasury Securities .....	2,190	32,974	24,074	3,882,595	3,913,379	3,915,569
Total Agency Securities .....	(**)	(**)	(**)	6	6	6
<b>Total Trust Funds .....</b>	<b>2,190</b>	<b>32,974</b>	<b>24,074</b>	<b>3,882,600</b>	<b>3,913,384</b>	<b>3,915,574</b>
<b>Grand Total .....</b>	<b>-5,799</b>	<b>50,096</b>	<b>44,419</b>	<b>4,210,491</b>	<b>4,266,386</b>	<b>4,260,586</b>

... No Transactions  
 (\*\*) Less than \$500,000

Note: Investments are in Treasury securities unless otherwise noted.  
 Note: Details may not add to totals due to rounding.

**Table 6. Schedule E-Net Activity, Guaranteed and Direct Loan Financing, November 2008 and Other Periods**

[\$ millions]

Classification	Net Transactions (-) denotes net reduction of liability accounts			Account Balances Current Fiscal Year		
	This Month	Fiscal Year to Date		Beginning of		Close of This Month
		This Year	Prior Year	This Year	This Month	
<b>Guaranteed Loan Financing Activity:</b>						
Department of Agriculture:						
Farm Service Agency:						
Commodity Credit Corporation Export Fund .....	-23	-43	-21	205	185	163
Agricultural Credit Insurance Fund .....	-1	-1	(**)	-367	-366	-367
Rural Housing Service:						
Rural Community Facility Loans .....	(**)	(**)	22	-20	-20	-20
Rural Housing Insurance Fund .....	-14	-25	-7	-746	-757	-771
Rural Business-Cooperative Service:						
Rural Business and Industry Loans .....	(**)	2	8	-174	-173	-173
Renewable Energy Guaranteed Loan Account .....	(**)	(**)	(**)	-6	-6	-6
Rural Utilities Service:						
Rural Water and Waste Disposal Fund .....	(**)	(**)	(**)	-24	-24	-24
Department of Commerce:						
General Administration:						
Emergency Oil, Gas, and Steel Account .....	.....	.....	-1	-51	-51	-51
National Oceanic and Atmospheric Administration:						
Fishing Vessel Obligations .....	.....	(**)	(**)	3	3	3
Department of Defense-Military .....	(**)	.....	(**)	-25	-25	-25
Department of Education:						
Office of Student Financial Assistance:						
Federal Family Education Loans .....	694	993	2,701	-28,685	-28,385	-27,692
Department of Energy:						
Department of Health and Human Services:						
Health Resources and Services Administration:						
Health Center Loans .....	.....	.....	.....	-4	-4	-4
Health Education Assistance Loans .....	(**)	1	(**)	-94	-94	-94
Department of Housing and Urban Development:						
Public and Indian Housing Programs:						
Indian Housing Loans .....	-2	-2	(**)	-35	-35	-37
Native Hawaiian Housing Loans .....	.....	.....	.....	(**)	(**)	(**)
Community Planning and Development:						
Community Development Loans .....	(**)	(**)	(**)	-96	-96	-97
Housing Programs:						
FHA-Mutual Mortgage Insurance Loans .....	-135	-311	146	-5,835	-6,011	-6,146
FHA-General and Special Risk Fund .....	43	113	-63	828	897	940
Government National Mortgage Association:						
Guarantees of Mortgaged-Backed Securities .....	-33	-68	-50	-1,330	-1,365	-1,398
Department of the Interior:						
Bureau of Indian Affairs .....	-1	-2	-1	-40	-41	-42
Department of Transportation:						
Office of the Secretary:						
Minority Business Resource Center Fund .....	.....	.....	(**)	(**)	(**)	(**)
Federal Highway Administration:						
Transportation Infrastructure Finance and Innovation Fund .....	.....	.....	.....	(**)	(**)	(**)
Maritime Administration:						
Maritime Guaranteed Loan (Title XI) Fund .....	(**)	(**)	-1	-220	-221	-220
Department of the Treasury:						
Departmental Offices:						
Air Transportation Stabilization Fund .....	.....	.....	.....	(**)	(**)	(**)
Department of Veterans Affairs:						
Veterans Benefits Administration:						
Veterans Housing Benefit Program Fund .....	40	122	11	-3,247	-3,165	-3,124
Guaranteed Transitional Housing Loans for Homeless Veterans .....	.....	(**)	.....	(**)	(**)	(**)
International Assistance Program:						
Agency for International Development:						
Ukraine Export Credit Insurance Fund .....	.....	.....	(**)	.....	.....	.....
Loan Guarantees to Israel .....	.....	.....	.....	-1,284	-1,284	-1,284
Urban and Environmental Credit Guaranteed Loans .....	(**)	(**)	(**)	-78	-78	-78
Microenterprise and Small Enterprise Development .....	(**)	(**)	(**)	-1	-1	-1
Development Credit Authority Loan Fund .....	-1	-1	(**)	-33	-33	-33
Loan Guarantees to Egypt .....	.....	.....	.....	-170	-170	-170
Overseas Private Investment Corporation .....	-5	-11	-33	-133	-139	-144
Small Business Administration:						
Business Loan Fund .....	243	367	122	109	233	476
Independent Agencies:						
Export-Import Bank of the United States .....	14	-77	-5	-855	-946	-932
<b>Net Activity, Guaranteed Loan Financing .....</b>	<b>821</b>	<b>1,056</b>	<b>2,830</b>	<b>-42,407</b>	<b>-42,172</b>	<b>-41,351</b>
<b>Direct Loan Financing Activity:</b>						
Department of Agriculture:						
Farm Service Agency:						
Agricultural Credit Insurance Fund .....	-31	-62	-68	4,583	4,553	4,522
Farm Storage Facility Loans .....	13	17	27	300	304	317
Apple Loans Fund .....	.....	(**)	(**)	(**)	(**)	(**)
Emergency Boll Weevil Loan Fund .....	.....	.....	.....	(**)	(**)	(**)
Natural Resources Conservation Service:						
Agricultural Resource Conservation Demonstration Program .....	.....	.....	.....	(**)	(**)	(**)
Rural Housing Service:						
Rural Community Facility Loans Fund .....	10	42	34	2,400	2,432	2,442
Rural Housing Insurance Fund .....	11	-11	-19	11,816	11,794	11,805
Multifamily Housing Revitalization Loan Account .....	1	5	7	35	39	40

**Table 6. Schedule E-Net Activity, Guaranteed and Direct Loan Financing, November 2008 and Other Periods**

Classification	[\$ millions]					
	Net Transactions (-) denotes net reduction of liability accounts			Account Balances Current Fiscal Year		
	This Month	Fiscal Year to Date		Beginning of		Close of This Month
This Year		Prior Year	This Year	This Month		
Rural Business-Cooperative Service:						
Rural Business and Industry Loan Fund .....	(**)	-1	1	11	10	10
Rural Development Loan Fund .....	(**)	-1	-1	269	268	268
Rural Economic Development Loan Fund .....	1	2	2	87	88	89
Rural Utilities Service:						
Rural Water and Waste Disposal Loans .....	(**)	61	39	7,147	7,208	7,208
Rural Electrification and Telecommunications Fund .....	162	497	273	31,644	31,978	32,141
Rural Telephone Bank .....	2	(**)	7	522	521	523
Distance Learning and Telemedicine Program .....	(**)	1	-2	319	320	320
Rural Development Insurance Fund .....	.....	.....	.....	1,065	1,065	1,065
Foreign Agricultural Service:						
P.I. 480 Direct Loan Fund .....	-38	-57	-435	437	417	380
International Debt Reduction .....	-2	-2	-10	107	107	105
Department of Commerce:						
National Oceanic and Atmospheric Administration:						
Fisheries Finance .....	(**)	-3	-4	465	462	462
Department of Defense-Military .....	-1	-1	-16	233	232	232
Department of Education:						
Office of Postsecondary Education:						
College Housing and Academic Facilities Loans .....	(**)	(**)	(**)	11	11	11
Historically Black College and University Capital Financing Fund .....	5	8	(**)	5	9	14
Office of Student Financial Assistance:						
Federal Direct Student Loans .....	551	2,221	2	109,675	111,345	111,896
Teach Grant Loans .....	1	2	.....	-1	(**)	2
Temporary Student Loan Purchase Authority .....	1,384	4,895	.....	5,293	8,805	10,189
Department of Homeland Security:						
Disaster Assistance Loan Fund .....	.....	(**)	.....	-3	-3	-3
Department of Housing and Urban Development:						
Housing Programs:						
FHA-Mutual Mortgage Insurance Loans .....	(**)	(**)	(**)	-4	-4	-4
FHA-General and Special Risk Fund .....	.....	.....	.....	(**)	(**)	(**)
Department of the Interior:						
Bureau of Reclamation .....	.....	-1	(**)	52	51	51
Bureau of Indian Affairs .....	(**)	(**)	(**)	7	7	7
Assistance to American Samoa Loan Fund .....	.....	.....	.....	10	10	10
Department of State:						
Administration of Foreign Affairs:						
Repatriation Loans .....	(**)	(**)	(**)	-6	-6	-6
Department of Transportation:						
Office of the Secretary:						
Federal Highway Administration:						
Transportation Infrastructure Finance and Innovation Fund .....	5	7	(**)	1,329	1,331	1,336
Federal Railroad Administration:						
Railroad Rehabilitation and Improvement Loan Fund .....	3	3	-246	286	286	290
Department of the Treasury:						
Departmental Offices:						
Community Development Financial Institutions Fund .....	.....	(**)	(**)	41	41	41
GSE Mortgage-Backed Securities Purchase .....	23,163	44,663	.....	5,074	26,574	49,737
Financial Management Service .....	.....	.....	.....	(**)	(**)	(**)
Department of Veterans Affairs:						
Veterans Benefits Administration:						
Veterans Housing Benefit Program Fund .....	-3	3	-9	1,470	1,477	1,474
Native American Veteran Housing Fund .....	(**)	(**)	1	43	43	43
Vocational Rehabilitation Loan Fund .....	(**)	(**)	(**)	1	1	1
Environmental Protection Agency:						
Abatement, Control, and Compliance Loan Program .....	-1	-1	-1	13	13	11
General Services Administration:						
International Assistance Program:						
International Security Assistance:						
Foreign Military Loan Program .....	.....	.....	.....	7	7	7
Military Debt Reduction .....	.....	.....	-2	28	28	28
Agency for International Development:						
International Debt Reduction .....	(**)	-3	8	257	254	253
Overseas Private Investment Corporation .....	4	5	-1	580	581	585
Small Business Administration:						
Business Loan Fund .....	(**)	(**)	-4	97	96	97
Disaster Loan Fund .....	-3	-21	-73	7,227	7,209	7,206
Independent Agencies:						
Export-Import Bank of the United States .....	-178	-187	-201	2,778	2,768	2,590
Federal Communications Commission:						
Spectrum Auction Loan Fund .....	.....	.....	-5	59	59	59
<b>Net Activity, Direct Loan Financing .....</b>	<b>25,058</b>	<b>52,079</b>	<b>-698</b>	<b>195,773</b>	<b>222,793</b>	<b>247,852</b>

Note: Federal credit programs provide benefits to the public in the form of direct loans and loan guarantees. This table reflects cash transactions and balances of the nonbudgetary financing fund accounts that result from the disbursement of loans, collection of fees, repayment of principle, sale of collateral, interest, and subsidy received from the credit program accounts at net present value in accordance with the Credit Reform

Act of 1990. Unreimbursed costs such as administrative expenses and subsidy payments are reported on a cash basis and included within each program's budgetary totals in Table 5.

(\*\*) Less than \$500,000

... No Transactions

Note: Details may not add to totals due to rounding.

**Table 7. Receipts and Outlays of the U.S. Government by Month, Fiscal Year 2009**

Classification	[\$ millions]											Fiscal Year to Date	Comparable Period Prior F.Y.	
	Oct.	Nov.	Dec.	Jan.	Feb.	March	April	May	June	July	Aug.			Sept.
<b>Receipts:</b>														
Individual Income Taxes .....	86,323	60,095											146,418	161,006
Corporation Income Taxes .....	81	1,994											2,075	8,653
Social Insurance And Retirement Receipts:														
Employment and General Retirement .....	62,304	67,208											129,512	124,419
Unemployment Insurance .....	2,007	2,976											4,983	5,398
Other Retirement .....	394	322											716	720
Excise Taxes .....	3,911	5,321											9,232	10,322
Estate and Gift Taxes .....	2,097	2,274											4,371	4,470
Customs Duties .....	2,633	2,225											4,858	4,987
Miscellaneous Receipts .....	5,097	2,366											7,463	9,255
<b>Total-Receipts This Year .....</b>	<b>164,847</b>	<b>144,782</b>											<b>309,629</b>	<b>.....</b>
(On-Budget) .....	<b>117,998</b>	<b>94,377</b>											<b>212,375</b>	<b>.....</b>
(Off-Budget) .....	<b>46,849</b>	<b>50,405</b>											<b>97,254</b>	<b>.....</b>
<i>Total-Receipts Prior Year .....</i>	<i>178,175</i>	<i>151,055</i>											<i>.....</i>	<i>329,230</i>
<i>(On Budget) .....</i>	<i>133,146</i>	<i>102,705</i>											<i>.....</i>	<i>235,851</i>
<i>(Off Budget) .....</i>	<i>45,029</i>	<i>48,350</i>											<i>.....</i>	<i>93,379</i>
<b>Outlays:</b>														
Legislative Branch .....	378	343											721	698
Judicial Branch .....	706	473											1,179	1,106
Department of Agriculture:														
Commodity Credit Corporation And Foreign Agricultural Service .....	6,613	2,694											9,307	9,898
Other .....	8,090	5,370											13,461	10,834
Department of Commerce .....	748	745											1,494	1,202
Department of Defense:														
Military:														
Military Personnel .....	28,995	6,393											35,388	38,104
Operation and Maintenance .....	19,981	19,222											39,202	38,059
International Reconstruction and Other Assistance .....	2	3											5	5
Procurement .....	9,403	10,409											19,811	15,972
Research, Development, Test, and Evaluation .....	5,791	7,442											13,234	10,712
Military Construction .....	1,166	1,179											2,345	1,811
Family Housing .....	197	310											507	658
Revolving and Management Funds .....	1,096	44											1,140	2,571
Other .....	-554	626											72	-669
<b>Total Military .....</b>	<b>66,078</b>	<b>45,627</b>											<b>111,705</b>	<b>107,222</b>
Department of Education .....	5,609	4,286											9,895	10,008
Department of Energy .....	2,184	1,620											3,804	2,290
Department of Health and Human Services:														
Public Health Service .....	4,377	3,770											8,147	7,315
Centers for Medicare And Medicaid Services:														
Grants to States for Medicaid .....	19,215	16,504											35,719	34,434
Federal Hospital Ins. Trust Fund .....	22,281	13,225											35,506	37,275
Federal Supp. Med. Ins. Trust Fund .....	21,759	11,285											33,044	33,500
Other .....	28,275	13,571											41,847	43,113
Administration for Children and Families .....	4,236	4,074											8,311	7,979
Other .....	-23,674	-17,555											-41,229	-40,730
Department of Homeland Security .....	5,060	4,419											9,478	6,932
Department of Housing and Urban Development .....	3,884	3,685											7,570	8,214
Department of the Interior .....	889	880											1,769	1,734
Department of Justice .....	2,292	2,262											4,554	4,762
Department of Labor:														
Unemployment Trust Fund .....	5,210	4,801											10,011	5,703
Other .....	1,282	765											2,047	590
Department of State .....	2,372	1,697											4,070	3,240
Department of Transportation:														
Highway Trust Fund .....	4,101	3,149											7,251	6,553
Other .....	2,504	2,169											4,673	4,638
Department of the Treasury:														
Interest on Treasury Debt Securities (Gross) .....	18,984	18,559											37,543	47,655
Other .....	116,733	91,285											208,018	2,449
Department of Veterans Affairs:														
Compensation And Pensions .....	6,618	257											6,875	9,385
National Service Life .....	89	74											163	150
Other .....	4,860	3,728											8,588	7,722
Corps of Engineers .....	634	629											1,263	771
Other Defense Civil Programs .....	3,922	5,238											9,160	7,804
Environmental Protection .....	645	653											1,298	1,344
Executive Office of the President .....	82	40											122	208
General Services Administration .....	20	-73											-52	57

**Table 7. Receipts and Outlays of the U.S. Government by Month, Fiscal Year 2009**

Classification	[\$ millions]												Fiscal Year to Date	Comparable Period Prior F.Y.			
	Oct.	Nov.	Dec.	Jan.	Feb.	March	April	May	June	July	Aug.	Sept.					
International Assistance Program:																	
International Security Assistance .....	1,100	1,844														2,944	1,445
Multilateral Assistance .....	88	109														197	179
International Development Assistance.....	333	398														730	924
Other .....	823	-135														687	-3,114
National Aeronautics and Space Administration .....	1,483	1,426														2,909	2,701
National Science Foundation .....	477	492														969	924
Office of Personnel Management .....	6,008	5,604														11,612	11,353
Small Business Administration.....	82	81														163	141
Social Security Administration:																	
Federal Old-Age and Survivors Ins.																	
Trust Fund (Off-Budget).....	42,974	42,936														85,910	81,677
Federal Disability Ins. Trust																	
Fund (Off-Budget).....	9,148	9,099														18,248	16,876
Other .....	7,032	37														7,069	10,079
Independent Agencies:																	
Fed. Deposit Ins. Corp:																	
Deposit Insurance Fund.....	417	4,853														5,270	477
FSLIC Resolution Fund.....	-1	1														(**)	186
Postal Service:																	
Off-Budget:																	
Public Enterprise Funds.....	256	-367														-111	-638
Other .....	101	.....														101	101
Tennessee Valley Authority .....	-28	-245														-274	269
Other Independent Agencies .....	5,635	6,534														12,169	2,305
Undistributed Offsetting Receipts:																	
Employer Share, Employee Retirement .....	-18,701	-4,260														-22,961	-22,684
Interest Received by Trust Funds.....	-1,906	52														-1,854	-3,244
Rents and Royalties on Outer																	
Continental Shelf Lands.....	-357	-144														-501	-1,702
Other .....	(**)	-9,389														-9,389	(**)
<b>Totals This Year:</b>																	
<b>Total Outlays.....</b>	<b>402,024</b>	<b>309,179</b>														<b>711,203</b>	<b>.....</b>
<b>(On-Budget).....</b>	<b>354,566</b>	<b>258,676</b>														<b>613,243</b>	<b>.....</b>
<b>(Off-Budget).....</b>	<b>47,457</b>	<b>50,503</b>														<b>97,960</b>	<b>.....</b>
<b>Total-Surplus (+) or Deficit (-) .....</b>	<b>-237,177</b>	<b>-164,397</b>														<b>-401,574</b>	<b>.....</b>
<b>(On-Budget).....</b>	<b>-236,569</b>	<b>-164,299</b>														<b>-400,868</b>	<b>.....</b>
<b>(Off-Budget).....</b>	<b>-608</b>	<b>-98</b>														<b>-706</b>	<b>.....</b>
<b>Total Borrowing from the Public .....</b>	<b>494,505</b>	<b>91,276</b>														<b>585,781</b>	<b>98,400</b>
<b>Total-Outlays Prior Year .....</b>	<b>235,014</b>	<b>249,293</b>														<b>.....</b>	<b>484,307</b>
<b>(On-Budget).....</b>	<b>192,586</b>	<b>200,783</b>														<b>.....</b>	<b>393,369</b>
<b>(Off-Budget).....</b>	<b>42,428</b>	<b>48,510</b>														<b>.....</b>	<b>90,938</b>
<b>Total-Surplus (+) or Deficit (-) Prior Year .....</b>	<b>-56,838</b>	<b>-98,238</b>														<b>.....</b>	<b>-155,077</b>
<b>(On-Budget).....</b>	<b>-59,440</b>	<b>-98,078</b>														<b>.....</b>	<b>-157,518</b>
<b>(Off-Budget).....</b>	<b>+2,601</b>	<b>-160</b>														<b>.....</b>	<b>+2,441</b>

... No Transactions  
 (\*\*) Less than \$500,000

Note: Details may not add to totals due to rounding.

**Table 8. Trust Fund Impact on Budget Results and investment Holdings as of November 30, 2008**

Classification	[\$ millions]								
	This Month			Fiscal Year to Date			Securities held as investments Current Fiscal Year		
	Receipts	Outlays	Excess	Receipts	Outlays	Excess	Beginning of		Close of This Month
							This Year	This Month	
<b>Trust Receipts, Outlays, and Investments Held:</b>									
Airport and Airway .....	951	1,574	-622	1,217	2,224	-1,007	7,674	8,432	7,593
Black Lung Disability.....	53	25	28	6,565	65	6,500	.....	.....	.....
Federal Disability Insurance.....	7,521	9,099	-1,578	14,796	18,248	-3,451	216,487	214,667	213,094
Federal Employees Life and Health.....	.....	-497	497	.....	-760	760	49,963	50,233	50,706
Federal Employees Retirement .....	1,859	5,377	-3,518	4,182	10,923	-6,741	744,489	741,259	737,733
Federal Hospital Insurance .....	17,129	13,278	3,851	33,021	35,628	-2,608	318,741	310,991	316,700
Federal Old-Age and Survivors Insurance .....	44,050	42,936	1,114	88,545	85,910	2,635	2,150,651	2,151,971	2,153,752
Federal Supplementary Medical Insurance.....	17,578	11,553	6,026	41,888	41,504	383	59,090	54,795	59,364
Hazardous Substance Superfund .....	2	112	-110	21	219	-198	2,884	2,813	2,706
Highways.....	3,171	3,708	-537	4,084	8,518	-4,434	12,811	10,906	10,804
Military Advances.....	1,831	1,648	183	2,971	3,355	-384	.....	.....	.....
Military Retirement.....	1,045	4,398	-3,353	58,688	8,345	50,343	215,949	267,528	264,331
Railroad Retirement.....	-3,506	851	-4,357	-5,658	1,813	-7,471	1,863	1,795	1,610
Unemployment .....	3,045	4,809	-1,763	5,112	10,029	-4,918	72,432	68,300	67,362
Veterans Life Insurance.....	11	93	-81	25	204	-179	11,301	11,205	11,129
All Other Trust .....	502	336	166	1,243	877	366	18,266	18,489	18,689
Total Trust Fund Receipts and Outlays and Investments Held from Table 6-D .....	95,244	99,301	-4,056	256,699	227,103	29,595	3,882,600	3,913,384	3,915,574
Less: Interfund Transactions.....	20,334	20,334	.....	115,452	115,452	.....	.....	.....	.....
Trust Fund Receipts and Outlays on the Basis of Tables 4 & 5 .....	74,911	78,967	-4,056	141,247	111,652	29,595			
<b>Total Federal Fund Receipts and Outlays.....</b>	<b>69,952</b>	<b>230,292</b>	<b>-160,341</b>	<b>168,556</b>	<b>599,725</b>	<b>-431,169</b>			
Less: Interfund Transactions.....	80	80	.....	174	174	.....			
Federal Fund Receipts and Outlays on The Basis of Table 4 & 5.....	69,871	230,212	-160,341	168,382	599,551	-431,169			
<b>Net Budget Receipts &amp; Outlays .....</b>	<b>144,782</b>	<b>309,179</b>	<b>-164,397</b>	<b>309,629</b>	<b>711,203</b>	<b>-401,574</b>			

Note: Interfund receipts and outlays are transactions between Federal funds and trust funds such as Federal payments and contributions, and interest and profits on investments in Federal securities. They have no net effect on overall budget receipts and outlays since the receipt side of such transactions is offset against budget outlays. In this table, Interfund receipts are shown as an adjustment to arrive at total receipts and outlays of trust funds respectively. ... No Transactions

**Table 9. Summary of Receipts by Source, and Outlays by Function of the U.S. Government, November 2008 and Other Periods**

Classification	[\$ millions]		
	This Month	Fiscal Year to Date	Comparable Period Prior Fiscal Year
<b>Net Receipts</b>			
Individual Income Taxes .....	60,095	146,418	161,006
Corporation Income Taxes.....	1,994	2,075	8,653
<b>Social Insurance and Retirement Receipts:</b>			
Employment and General Retirement.....	67,208	129,512	124,419
Unemployment Insurance .....	2,976	4,983	5,398
Other Retirement .....	322	716	720
Excise Taxes .....	5,321	9,232	10,322
Estate and Gift Taxes .....	2,274	4,371	4,470
Customs Duties .....	2,225	4,858	4,987
Miscellaneous Receipts .....	2,366	7,463	9,255
<b>Total.....</b>	<b>144,782</b>	<b>309,629</b>	<b>329,230</b>
<b>Net Outlays</b>			
National Defense .....	48,132	116,974	112,154
International Affairs.....	4,071	8,579	2,598
General Science, Space, and Technology.....	390	3,863	3,673
Energy .....	46	77	-128
Natural Resources and Environment .....	2,526	4,528	4,934
Agriculture .....	1,176	9,209	9,852
Commerce and Housing Credit.....	95,308	212,244	1,915
Transportation .....	6,286	14,323	13,424
Community and Regional Development.....	2,534	5,989	4,764
Education, Training, Employment and Social Services.....	6,150	14,237	14,097
Health .....	22,798	49,044	46,891
Medicare.....	19,546	66,595	70,945
Income Security.....	28,045	64,973	57,940
Social Security.....	52,036	104,156	98,549
Veterans Benefits and Services.....	4,068	15,533	17,164
Administration of Justice.....	3,649	7,867	7,072
General Government .....	3,456	4,121	3,017
Net Interest.....	22,755	41,740	39,833
Undistributed Offsetting Receipts .....	-13,793	-32,850	-24,387
<b>Total.....</b>	<b>309,179</b>	<b>711,203</b>	<b>484,307</b>

Note: Details may not add to totals due to rounding.

# Explanatory Notes

## 1. Flow of Data into Monthly Treasury Statement

The *Monthly Treasury Statement (MTS)* is assembled from data in the central accounting system. The major sources of data include monthly accounting reports by Federal entities and disbursing officers, and daily reports from the Federal Reserve banks. These reports detail accounting transactions affecting receipts and outlays of the Federal Government and off-budget Federal entities, and their related effect on the assets and liabilities of the U.S. Government. Information is presented in the *MTS* on a modified cash basis.

## 2. Notes on Receipts

Receipts included in the report are classified into the following major categories: (1) budget receipts and (2) offsetting collections (also called applicable receipts). Budget receipts are collections from the public that result from the exercise of the Government's sovereign or governmental powers, excluding receipts offset against outlays. These collections, also called governmental receipts, consist mainly of tax receipts (including social insurance taxes), receipts from court fines, certain licenses, and deposits of earnings by the Federal Reserve System. Refunds of receipts are treated as deductions from gross receipts.

Offsetting collections are from other Government accounts or the public that are of a business-type or market-oriented nature. They are classified into two major categories: (1) offsetting collections credited to appropriations or fund accounts, and (2) offsetting receipts (i.e., amounts deposited in receipt accounts). Collections credited to appropriation or fund accounts normally can be used without appropriation action by Congress. These occur in two instances: (1) when authorized by law, amounts collected for materials or services are treated as reimbursements to appropriations and (2) in the three types of revolving funds (public enterprise, intra governmental, and trust); collections are netted against spending, and outlays are reported as the net amount.

Offsetting receipts in receipt accounts cannot be used without being appropriated. They are subdivided into two categories: (1) proprietary receipts - these collections are from the public and they are offset against outlays by agency and by function, and (2) intra governmental funds - these are payments into receipt accounts from Governmental appropriation or fund accounts. The transactions may be intrabudgetary when the payment and receipt both occur within the budget or from receipts from off-budget Federal entities in those cases where payment is made by a Federal entity whose budget authority and outlays are excluded from the budget totals.

Intrabudgetary transactions are subdivided into three categories: (1) interfund transactions, where the payments are from one fund group (either Federal funds or trust funds) to a receipt account in the other fund group; (2) Federal intrafund transactions, where the payments and receipts both occur within the Federal fund group; and (3) trust intrafund transactions, where the payments and receipts both occur within the trust fund group.

Offsetting receipts are generally deducted from budget authority and outlays by function, by subfunction, or by agency. There are four types of receipts, however, that are deducted from budget totals as undistributed offsetting receipts. They are: (1) agencies' payments (including payments by off-budget Federal entities) as employers into employees retirement funds, (2) interest received by trust funds, (3) rents and royalties on the Outer Continental Shelf lands, and (4) other interest (i.e., interest collected on Outer Continental Shelf money in deposit funds when such money is transferred into the budget).

## 3. Notes on Outlays

Outlays are generally accounted for on the basis of checks issued, electronic funds transferred, or cash payments made. Certain outlays do not require issuance of cash or checks. An example is charges made against appropriations for that part of employees' salaries withheld for taxes or savings bond allotments - these are counted as payments to the employee and credits for whatever purpose the money was withheld. Outlays are stated net of offsetting collections (including receipts of revolving and management funds) and of refunds. Interest on the public debt (public issues) is recognized on the accrual basis. Federal credit

programs subject to the Federal Credit Reform Act of 1990 use the cash basis of accounting and are divided into two components. The portion of the credit activities that involve a cost to the Government (mainly subsidies) is included within the budget program accounts. The remaining portion of the credit activities are in non-budget financing accounts. Outlays of off-budget Federal entities are excluded by law from budget totals. However, they are shown separately and combined with the on-budget outlays to display total Federal outlays.

## 4. Processing

The data on payments and collections are reported by account symbol into the central accounting system. In turn, the data are extracted from this system for use in the preparation of the *MTS*.

There are two major checks which are conducted to assure consistency of the data reported:

1. Verification of payment data. The monthly payment activity reported by Federal entities on the Statements of Transactions is compared to the payment activity of Federal entities as reported by disbursing officers.
2. Verification of collection data. Reported collections appearing on Statements of Transactions are compared to deposits as reported by Federal Reserve Banks.

## 5. Other Sources of Information About Federal Government Financial Activities

- *A Glossary of Terms Used in the Federal Budget Process, January 1995* (Available from the U.S. Government Accounting Office, at <http://www.gao.gov/new.items/do5734sp>, or by calling 202-512-6000. This glossary provides a basic reference document of standardized definitions of terms used by the Federal Government in the budget making process.
- *Daily Treasury Statement* (Available on the internet at <http://www.fms.treas.gov/>). The *Daily Treasury Statement* is published each working day of the Federal Government and provides data on the cash and debt operations of the Treasury.
- *Monthly Statement of the Public Debt of the United States* (Available from GPO, Washington, D.C. 20402 on a subscription basis only and on the internet at <http://www.fms.treas.gov/opd/opd.htm>). This publication provides detailed information concerning the public debt.
- *Treasury Bulletin* (Available from GPO, Washington, D.C. 20402 on a subscription or single copy and on the internet at <http://www.fms.treas.gov/>). Quarterly. Contains a mix of narrative, tables, and charts on Treasury issues, Federal financial operations, international statistics, and special reports.
- *Budget of the United States Government, Fiscal Year 20\_\_* (Available from GPO, Washington, D.C. 20402 on a subscription basis only and on the internet at <http://www.access.gpo.gov/>). This publication is a single volume which provides budget information and contains:
  - *Appendix, The Budget of the United States Government, FY 20\_\_*
  - *The United States Budget in Brief, FY 20\_\_*
  - *Analytical Perspectives*
  - *Historical Tables*
- *Combined Statement of Receipts, Outlays, and Balances of the United States Government* (Available from Financial Management Services, U.S. Department of Treasury, Washington, D.C. 20227 and on the internet at <http://www.fms.treas.gov/annualreport>). This report includes budgetary results at the summary level and presents individual receipt and appropriation accounts at the detail level.

### Scheduled Release

Listed below are the scheduled release dates for the Monthly Treasury Statement (MTS). The MTS is released at 2:00 P.M. The following release dates are subject to change:

<u>Accounting Month</u>	<u>Release Date</u>
December 2008	January 13, 2009
January 2009	February 11, 2009
February 2009	March 11, 2009
March 2009	April 10, 2009
April 2009	May 12, 2009
May 2009	June 10, 2009
June 2009	July 13, 2009
July 2009	August 12, 2009
August 2009	September 11, 2009
September 2009	*
October 2009	November 12, 2009
November 2009	December 10, 2009
December 2009	January 13, 2010

\*Release date subject to completion of year-end reporting requirements.

The Monthly Treasury Statement is available on the Department of Commerce's Economic Bulletin Board.  
For information call (202) 482-1986.

Internet service subscribers can access the current issue of the Monthly Treasury Statement through the  
Financial Management Service's home page:

<http://www.fms.treas.gov>