



United States
Department of
Agriculture

Animal and
Plant Health
Inspection
Service

Plant Protection
and Quarantine

Seed Not for Planting



The U.S. Department of Agriculture (USDA) prohibits discrimination in all its programs and activities on the basis of race, color, national origin, age, disability, and where applicable, sex, marital status, familial status, parental status, religion, sexual orientation, genetic information, political beliefs, reprisal, or because all or part of an individual's income is derived from any public assistance program. (Not all prohibited bases apply to all programs.) Persons with disabilities who require alternative means for communication of program information (Braille, large print, audiotape, etc.) should contact USDA's TARGET Center at (202) 720-2600 (voice and TDD). To file a complaint of discrimination, write to USDA, Director, Office of Civil Rights, 1400 Independence Avenue, S.W., Washington, D.C. 20250-9410, or call (800) 795-3272 (voice) or (202) 720-6382 (TDD). USDA is an equal opportunity provider and employer.

Mention of companies or commercial products does not imply recommendation or endorsement by the U.S. Department of Agriculture over others not mentioned. USDA neither guarantees nor warrants the standard of any product mentioned. Product names are mentioned solely to report factually on available data and to provide specific information.

This publication reports research involving pesticides. All uses of pesticides must be registered by appropriate State and/or Federal agencies before they can be recommended.

CAUTION: Pesticides can be injurious to humans, domestic animals, desirable plants, fish, or other wildlife—if they are not handled or applied properly. Use all pesticides selectively and carefully. Follow recommended practices for the disposal of surplus pesticides and pesticide containers.

Table of Contents

List of Tables	<i>page v</i>
List of Figures	<i>page ix</i>
Introduction	<i>page 1-1</i>
Procedures	<i>page 2-1</i>
Reference	<i>page 3-1</i>
Appendix A	
Permits and Foreign Phytosanitary Certificates	<i>page A-1</i>
Appendix B	
Maintaining Your Manuals Overview	<i>page B-1</i>
Glossary	<i>page Glossary-1</i>
Index	<i>page Index-1</i>
Comment Sheet	

Table of Contents

List of Tables

- [TABLE 1-1: Table for Determining Which Manual to Use for Regulating Seed](#) *page 1-2*
- [TABLE 1-2: Where To Report Problems with the *Unprocessed Seeds Import Manual*](#) *page 1-13*
- [TABLE 1-3: How to Use Decision Tables](#) *page 1-15*
- [TABLE 2-1: Where to Collect Information Needed](#) *page 2-3*
- [TABLE 2-2: Screen for Prohibitions of Seeds Listed in the *Reference*](#) *page 2-6*
- [TABLE 2-3: Screen for Prohibitions of Seeds Not Listed in the *Reference*](#) *page 2-7*
- [TABLE 2-4: Decide if You Need to Sample the Seed Shipment](#) *page 2-9*
- [TABLE 2-5: Determine the Number of Subsamples to Draw](#) *page 2-10*
- [TABLE 2-6: Take the Appropriate Regulatory Action Based on How the Seeds are Contained](#) *page 2-14*
- [TABLE 2-7: Take the Appropriate Regulatory Action Based on Inspection Results](#) *page 2-14*
- [TABLE 2-8: Take the Appropriate Regulatory Action Based on Plant Contaminants](#) *page 2-15*
- [TABLE 2-9: Take the Appropriate Regulatory Action Based on Plant Contaminants \(Corn or Corn Relatives Including Millets, or Plant Contaminants That Are Not Identifiable\)](#) *page 2-16*
- [TABLE 2-10: Take the Appropriate Regulatory Action Based on Plant Contaminants of Corn or Corn Relatives Including Millets in Seeds From Australia \(from TABLE 2-8\)\)](#) *page 2-17*
- [TABLE 2-11: Take the Appropriate Regulatory Action Based on Plant Contaminants of Corn or Corn Relatives Including Millets in Seeds From New Zealand \(from TABLE 2-8\)](#) *page 2-18*
- [TABLE 2-12: Select a Screen Size \(A through L\)](#) *page 2-20*
- [TABLE 2-13: Selecting Screen Size \(M through Z\)](#) *page 2-21*
- [TABLE 3-1: Acorn \(*Quercus* spp.\)](#) *page 3-4*
- [TABLE 3-2: Avocado \(*Persea* spp.\)](#) *page 3-5*
- [TABLE 3-3: Chestnuts \(*Castanea* spp.\)](#) *page 3-7*
- [TABLE 3-4: Coconut \(*Cocos nucifera*\)](#) *page 3-9*
- [TABLE 3-5: Coconut From OTHER THAN Costa Rica or Jamaica \(*Cocos nucifera*\)](#) *page 3-9*

List of Tables:

- TABLE 3-6: Coffee, green unroasted (cafe, java, *Coffea* spp.) page 3-10
- TABLE 3-7: Corn and Closely Related Plants (*Zea mays*) page 3-11
- TABLE 3-8: Corn (*Zea mays*) (from Table 3-8) page 3-12
- TABLE 3-9: Adlay with shell (*Coix* spp.) Jacob's tears with shell (*Coix lacryrma*) and Corn Relatives (*Chionachne* spp., *Euchleana* spp., *Miscanthus* spp., *Polytoca* spp., *Sclerachne* spp., *Sorghum* spp., *Trilobachne* spp., or *Tripsacum* spp.) (from Table 3-8) page 3-12
- TABLE 3-10: Millets of *Echinochloa* spp., *Eleusine* spp., *Panicum* spp., and *Setaria* spp. (from Table 3-8) page 3-13
- TABLE 3-11: Millets of *Pennisetum* spp. (from Table 3-8) page 3-14
- TABLE 3-12: Cotton (*Gossypium* spp.) page 3-16
- TABLE 3-13: Cucurbits (melon, cucumber, pumpkin, squash, Cucurbitaceae) page 3-17
- TABLE 3-14: Cumin (*Cuminum cyminum*) page 3-18
- TABLE 3-15: Elm (*Ulmus* spp.) page 3-21
- TABLE 3-16: Faba Bean (horsebeans, *Vicia faba*) page 3-22
- TABLE 3-17: Faba Bean (*Vicia faba*) from OTHER THAN Canada, Central America, Mexico, South America, and the West Indies (from Table 3-17) page 3-22
- TABLE 3-18: Goatgrass (*Aegilops* spp. and its intergeneric crosses) page 3-23
- TABLE 3-19: Hemp/Marijuana (*Cannabis sativa*) page 3-24
- TABLE 3-20: Hibiscus (includes seed of kenaf, mallow, roselle, and sorrel) page 3-25
- TABLE 3-21: Kola Nut (cola nut, *Cola* spp.) page 3-26
- TABLE 3-22: Lentils (*Lens* spp.) page 3-27
- TABLE 3-23: Lentils (*Lens* spp.) from OTHER THAN Canada, Central America, Mexico, South America, or West Indies (from Table 3-22) page 3-27
- TABLE 3-24: Macadamia Nut (*Macadamia* spp.) page 3-28
- TABLE 3-25: Mango (*Mangifera* spp.) page 3-30
- TABLE 3-26: Millet and Pseudo-Millets page 3-31
- TABLE 3-27: Niger (*Guizotia abyssinica*) page 3-32
- TABLE 3-28: Niger (*Guizotia abyssinica*) page 3-33
- TABLE 3-29: Oats (*Avena* spp.) page 3-34
- TABLE 3-30: Okra (*Abelmoschus* spp.) page 3-35
- TABLE 3-31: Peanut and Related Groundnuts, Raw and Unroasted (*Arachis* spp.) page 3-36
- TABLE 3-32: Poppy, Opium (*Papaver somniferum*) page 3-37

-
- TABLE 3-33:** Prunus spp. (almond, apricot, cherry, plum, and other stone fruits) *page 3-38*
- TABLE 3-34:** *Prunus avium, P. cerasus, P. effuse, P. laurocerasus, P. mahaleb, P. sargentii, P. serotina, P. serrula, P. serrulata, P. subhirtella, P. virginiana, P. vedoensis* (from **Table 3-33**) *page 3-38*
- TABLE 3-35:** Prunus Species OTHER THAN those Covered in **Table 3-34** *page 3-39*
- TABLE 3-36:** Ribes spp. (currants, gooseberry) *page 3-40*
- TABLE 3-37:** Rice (*Oryza spp.*) *page 3-41*
- TABLE 3-38:** Solanum spp. (potatoes, tropical soda apple, turkey berry, and wetland nightshade) *page 3-42*
- TABLE 3-39:** Sugarcane (*Saccharum spp.*) *page 3-44*
- TABLE 3-40:** Sweet Pea and other Peas in the Genus Lathyrus spp. *page 3-45*
- TABLE 3-41:** Vetch (*Vicia spp.* other than *V. faba*) *page 3-46*
- TABLE 3-42:** Wheat (*Triticum spp.* and its intergeneric crosses) *page 3-47*
- TABLE 3-43:** Wild Rice (*Zizania spp.*) *page 3-48*
- TABLE A-1:** How to Process Red and White (PPQ Form 599) Labeled Packages *page A-4*
- TABLE A-2:** How to Process Green and Yellow (PPQ Form 505) Labeled Packages *page A-7*
- TABLE A-3:** Obtain a Copy of the Departmental Permit (PPQ Form 597) *page A-8*
- TABLE A-4:** Processing Departmental Permits *page A-9*

List of Tables:

List of Figures

- [FIGURE 1-1: Browse Buttons in the Task Bar](#) *page 1-9*
- [FIGURE 1-2: Double Browse Buttons in the Task Bar](#) *page 1-9*
- [FIGURE 1-3: Scroll Bar](#) *page 1-10*
- [FIGURE 1-4: Page Numbers in the Status Bar](#) *page 1-10*
- [FIGURE 1-5: Binoculars in the Task Bar Used to Initiate Searches](#) *page 1-12*
- [FIGURE 2-1: Overview of the General Inspection Procedures for Clearing Unprocessed Seeds](#) *page 2-5*
- [FIGURE 2-2: Pore Diameters of U.S. Standard Screens \(Not Part of the Job Aid\)](#) *page 2-22*

List of Figures:



Introduction

Contents

Purpose	page-1-1
Scope	page-1-2
Users	page-1-4
Related Documents	page-1-4
Convention for International Trade in the Endangered Species of Wild Fauna and Flora	page-1-5
Endangered Species Act	page-1-5
Plant Protection Act	page-1-6
Code of Federal Regulations	page-1-6
Manual for Agricultural Clearance	page-1-9
Treatment Manual	page-1-9
Application	page-1-9
The Online Manual	page-1-9
Navigational Features	page-1-9
Linking Features	page-1-12
Keyword Searching	page-1-12
Tutorials for Adobe Reader PDF Documents	page-1-13
Reporting Problems	page-1-13
Conventions	page-1-13
Advisories	page-1-13
Boldface	page-1-14
Bullets	page-1-14
Chapters	page-1-14
Contents	page-1-14
Control Data	page-1-14
Decision Tables	page-1-15
Examples	page-1-15
Footnotes	page-1-15
Heading Levels	page-1-15
Hypertext Links (Highlighting) to Tables, Figures, and Headings	page-1-16
Indentions	page-1-16
Italics	page-1-16
Numbering Scheme	page-1-16

Purpose

The Seed Not for Planting Manual provides the background, procedures and reference tables for regulating whole seeds (grain and nuts) when they are imported for purposes **other than** planting or growing, and for protecting plants that are threatened with extinction due to trade in those plants or their derivatives.

The seeds from the countries of origin listed in this manual are regulated because just one destructive pest might be enough to start an outbreak that can cause millions of dollars of damage to crops, trees, flowers, or lawns. By their destructiveness, pests can increase the price and reduce the quality of food, lower property values, and ruin recreational areas. The extinction of just one plant species does away with the aesthetic, ecological, educational, historical, recreational, commercial, and scientific value of our world.

Scope

What is Covered and What is Not Covered by this Manual

TABLE 1-1: Table for Determining Which Manual to Use for Regulating Seed

Covered in this Manual:	Not Covered in this Manual:
Seed for sprouting (sprouting seeds) ¹	Seed that has sprouted (Use the <i>Fruits and Vegetables Manual</i>)
Seed for food, animal feed ² , decoration, or industrial use (grain intended for special end-uses)	Seed for planting, growing, or increase (Use the <i>Nursery Stock Restrictions Manual</i>)
Seed not processed beyond harvesting	◆ Seed processed beyond the harvesting (Use the <i>Miscellaneous and Processed Products Manual</i>) ◆ Seed screenings (Use the <i>Miscellaneous and Processed Products Manual</i>)
Seed free from fleshy or leathery pulp	Seed with pulp adhering or unhusked seed, except for coconuts and macadamia nuts (Use the <i>Fruits and Vegetables Manual</i>)
Nuts solely in their shell and coconuts and macadamia nuts that are unhusked	Nuts that are shelled (Use the <i>Miscellaneous and Processed Products Manual</i>)

1 If the seed is labeled sprouting seed or seed for sprouting, then it is **exempt** from having to be accompanied by a phytosanitary certificate **and** from the sampling and testing provisions of the Federal Seed Act

2 Also refer to the Animal Product Manual when the seed is an ingredient of animal feed or to be used for animal feed

How the Manual is Organized

The manual is divided into the following chapters:

1. *Introduction*
2. *Procedures*
3. *Reference*

The manual also includes two *Appendixes*, a *Glossary*, and an *Index*.

The *Introduction* contains basic information about the Unprocessed Seeds Import Manual. This chapter includes the manual's purposes, scope, users, and application; a list of related documents that provide the authority for the manual's content; directions about how to use the manual; and the conventions (unfamiliar or unique symbols and highlighting) that appear throughout the manual.

The *Procedures* provides the prerequisites and general directions for sampling, inspecting, and regulating whole, unprocessed seeds; and the special procedures and job aid for authorizing the grinding of commodities contaminated with noxious weed seeds.

The *Reference* identifies the prohibitions and restrictions that apply to the admissibility of whole, unprocessed seeds and provides the authority for the regulatory action.

The *Appendixes* contain supplementary information which is **not** appropriate for other components of topics, explanations and elaborations **not** essential to the manual but helpful to the user, and information that interrupts the application for the information or makes the information more difficult to follow.

The *Glossary* defines specialized words, abbreviations, and acronyms associated with regulating whole, unprocessed seeds. The *Index* contains topics and links or page numbers for quick reference.

The *Unprocessed Seeds Import Manual* does **not** cover seeds intended for planting or for animal feed; other plant material intended for planting or growing; fresh fruits, herbs, or vegetables; fresh, cut portion of the plant including cut flowers and greenery intended for decoration; or processed plant material and articles manufactured from plants or plant products. Plant material **not** covered by this manual are listed below with a reference where information can be found about inspecting, regulating, and clearing such commodities.

- ◆ Fresh and perishable seeds¹ (see *Fresh Fruits and Vegetables Import Manual*)
- ◆ Nuts still in their husks, **other than** coconuts (*Cocos nucifera*) and Macadamia nuts (*Macadamia* spp.) (see *Fresh Fruits and Vegetables Import Manual*)
- ◆ Nuts free from their husks (see *Miscellaneous and Processed Products Import Manual*)
- ◆ Unprocessed seeds for planting (see *Propagative Seed Manual*)
- ◆ Processed (beyond harvesting and drying) seeds² (see *Miscellaneous and Processed Products Import Manual*)

1 For example, fresh, green shelled peas.

- ◆ Unprocessed seeds contained in fruits or vegetables, or seeds with fleshy or leathery pulp **other than** coconuts (*Cocos nucifera*) and Macadamia nuts (*Macadamia* spp.) (See *Fresh Fruits and Vegetables Import Manual*)
- ◆ Unprocessed seeds for screenings (see *Miscellaneous and Processed Products Import Manual*)
- ◆ Unprocessed seeds for animal feed (see *Animal Product Manual*)

Users

The *Unprocessed Seeds Import Manual* is written for use by regulatory officials working at airports, seaports, and land borders:

- ◆ Customs and Border Protection (CBP) officers
- ◆ CBP agricultural specialists
- ◆ Plant Protection and Quarantine (PPQ) officers

The experience levels of users will vary, but the assumption is that the regulatory officials minimally have a working knowledge of using PPQ's import manuals to make regulatory decisions.

Domestic and international PPQ officers and other regulatory officials reference this manual to answer questions related to importations that are asked by the public, importers, brokers, and other interested parties.

Related Documents

Enabling legislation provides the authority to carry out the mission of protecting American agriculture from plant pests. Legislative acts are the fundamental authority granted by Congress to the Secretary of Agriculture to promulgate regulations to protect American agriculture. The regulatory authority for taking the actions listed in this manual is contained in the following legislative acts and multi-national treaty:

- ◆ [Convention for International Trade in the Endangered Species of Wild Fauna and Flora](#)
- ◆ [Endangered Species Act](#)
- ◆ [Plant Protection Act](#)

Other documents that include information related to the importation of whole, unprocessed seeds are as follows:

2 For example, puffed rice, cracked corn, or seed necklaces.

- ◆ [Code of Federal Regulations](#)
- ◆ [Manual for Agricultural Clearance](#)
- ◆ [Treatment Manual](#)

Convention for International Trade in the Endangered Species of Wild Fauna and Flora

The Convention for International Trade in the Endangered Species of Wild Fauna and Flora (CITES) is a multinational treaty that regulates the importation of listed species of wild fauna and flora. CITES provides three appendixes for listing plants. These appendixes, in order of their restrictiveness are as follows:

1. CITES Appendix I—any genus, species, subspecies, or variety, globally threatened with extinction through trade.
2. CITES Appendix II—any taxon (the entire family—all genera and all species) that **must** be regulated in order to avoid the threat of extinction through trade.
3. CITES Appendix III—any species, subspecies, or variety listed by one country in order to enlist the cooperation of other countries to re-enforce domestic conservation measures by regulating trade.

Trade in protected species of CITES plants is monitored. More specifically, commercial trade in CITES Appendix I plants taken from the wild is **prohibited**, and commercial trade in CITES Appendix II plants is allowed **only** if that trade is **not** detrimental to the survival of the species in the wild.

Endangered Species Act

The Endangered Species Act (ESA) provides for the protection of listed species in two categories. These categories, listed in order of their restrictiveness, are as follows:

1. Endangered—any species, subspecies, or variety that is in danger of extinction throughout all or a significant portion of its range.
2. Threatened—any species, subspecies, or variety that is likely to become endangered within the foreseeable future throughout all or a significant portion of its range.

In general, the ESA **prohibits** the trade in endangered and threatened species. The importation of threatened species may be allowed for scientific research, enhancement of propagation, enhancement of survival, educational exhibition, display at botanical gardens and arboretums, and other activities consistent with the purposes or policy of ESA.

Plant Protection Act

The Plant Protection Act of 2000 provides the authority to prohibit or restrict imports, exports, or interstate movement of plant pests, plants, plant products, noxious weeds, biological control agents, and means of conveyance.

Code of Federal Regulations

The Code of Federal Regulations (CFRs) provide the authority for the regulatory action taken and are enforced by CBP and PPQ. The restrictions and prohibitions listed in this manual are covered by the following Title 7 and Title 50 Parts:

7CFR 319.8

7CFR 319.8 Subpart—Foreign Cotton and Covers provides the following:

- ◆ Prohibits cottonseed, seed cotton, and fresh cut articles of cotton.
- ◆ Restricts the entry of all unmanufactured parts of the cotton plant (lint, linters; cottonseed cake, hulls and meal; cotton gin and thread waste); secondhand burlap, covers, and other fabrics that have held cotton, grain, field seed, underground crops, and meats
- ◆ Pests of concern—pink bollworm (*Pectinophora gossypiella*) and golden nematode (*Heterodera rostochiensis*)

7CFR 319.24

7CFR 319.24 Subpart—Corn Diseases provides the following:

- ◆ Prohibits and restricts all parts of corn and corn relatives (including the seed) from specific countries
- ◆ Diseases of concern—*Peronospora maydis*, downy mildew (*Sclerospora sacchani*), *Physoderma* diseases of maize (*Physoderma zeae-maydis*), and corn brown spot (*Physoderma maydis*)

7CFR 319.37

7CFR 319.37 Subpart—Nursery Stock, Plants, Roots, Bulbs, Seeds and Other Plant Products provides the following:

- ◆ Regulates plants and plant parts capable of propagation, including branches with or without flowers imported as cut flowers, greenery, or decorative materials such as wreaths from the following genera or family: *Chaenomeles*, *Cydonia*, *Eucalyptus*, *Malus*, Poaceae, *Prunus*, *Pyrus*, *Salix*, and *Vitis*
- ◆ Lists the approved growing media for propagative materials

7CFR 319.41

7CFR 319.41 Subpart—Indian Corn or Maize, Broomcorn, and Related Plants provides the following:

- ◆ Prohibits or restricts the entry of corn, broomcorn, and related plants
- ◆ Pest of concern—European corn borer (*Ostrinia nubilalis*)

7CFR 319.55

7CFR 319.55 Subpart—Rice provides the following:

- ◆ Prohibits or restricts rice seeds, paddy rice, rice straw, and rice hulls
- ◆ Diseases of concern—downy mildew (*Sclerospora macrospora*), leaf smut (*Entyloma oryzae*), blight (*Oospora oryzaetorum*), and glume blotch (*Melanomma glumarum*)

7CFR 319.56

7CFR 319.56 Subpart—Fruits and Vegetables provides the following:

- ◆ Restricts or prohibits fresh fruits and vegetables (including herbs) from all countries
- ◆ Restricts frozen fruits and vegetables
- ◆ Includes fresh, cut articles imported for decoration when fresh fruits are attached, e.g. pineapples (*Ananas* spp.) that are used as decorative articles
- ◆ Pests of concern—fruit and melon flies (Tephritidae)

7CFR 319.59

7CFR 319.59 Subpart—Wheat Diseases provides the following:

- ◆ Prohibits and restricts plants, plant parts and products of wheat and wheat relatives from countries infested with Karnal bunt
- ◆ Includes products of the milling process, articles which have been manufactured from wheat plants or plant parts if their use could serve to disseminate the spores of Karnal bunt, and fresh, cut plant parts for decorative purposes
- ◆ Pests of concern—Karnal bunt (*Tilletia indica*)

7CFR 319.73

7CFR 319.73 Subpart—Coffee provides the following:

- ◆ Prohibits green (unroasted) and insufficiently roasted coffee beans and empty sacks previously used for unroasted coffee from all areas of the world into Hawaii and Puerto Rico
- ◆ Allows the entry into Hawaii and Puerto Rico of articles derived from the coffee plant if those articles present no risk of introducing the coffee berry borer or injurious rust diseases, e.g., coffee beans strung as beads offer little risk
- ◆ Pest of concern—coffee berry borer (*Stephanoderes hampei*)
- ◆ Disease of concern—rust disease caused by *Hemileia vastatrix*

7CFR 319.75 7CFR 319.75 Subpart—Khapra Beetle provides the following: Requires that articles capable of disseminating khapra beetle be treated as a condition of entry when coming from endemic or high risk countries.

7CFR 330 7CFR 330 Subpart—Federal Plant Pest Regulations provides the following:

- ◆ Restricts the entry of miscellaneous cargo, plants, carriers, or any item which is or may act as a carrier of plant pests
- ◆ Restricts the movement of soil from Hawaii, Puerto Rico, and the U.S. Virgin Islands to the United States
- ◆ Pest of concern which means any living stage of any insects, mites, nematodes, slugs, snails, protozoa, or other invertebrate animals, bacteria, fungi, other parasitic plants or reproductive parts thereof, viruses, or any organisms similar to or allied with any of the foregoing, or any infectious substances which can directly or indirectly injure or cause disease or damage in any plants or parts thereof, or any processed, manufactured, or other products of plants; or any living stage of insects, mites, nematodes, slugs, snails, protozoa, or other invertebrate animals, bacteria, fungi, other parasitic plants or reproductive parts thereof, viruses, or any organisms similar to or allied with any of the foregoing, or any infectious substances of the aforementioned which are not genetically engineered as defined in 7CFR 340.1 which can directly or indirectly injure or cause disease or damage in any plants or parts thereof, or any processed, manufactured, or other products of plants

7CFR 360 7CFR 360 Subpart—Noxious Weed Regulation provides the following: Lists weeds that are noxious and allows the importation of seed of listed weeds only under an import permit.

If you are unsure whether a plant is a Federal noxious weed, refer to [Identification of Protected Plants and Genera of Taxa Regulated Higher Than Genus](#) on page 3-1 in the *Reference* chapter.

50CFR 17.12 50CFR 17.12 Subpart—Endangered and threatened plants, provides the following: Lists all species of plants that have been determined by the United States Fish and Wildlife Service, Department of the Interior, to be endangered or threatened.

50CFR 23.23 50CFR 23.23 Subpart—Endangered Species Convention provides the following: Lists all species of plants and animals that have been placed in Appendix I, Appendix II, or Appendix III.

50CFR 24.12 50CFR 24.12 Section—Designated ports, provides the following: List of U.S. Department of Agriculture ports that are designated ports for the import, export, or re-export of plants listed in 50CFR 17.12 or 50CFR 23.23.

Manual for Agricultural Clearance

The *Manual for Agricultural Clearance* provides CBP personnel working at airport, maritime, and land border locations with guidelines, directions, and policy for excluding pests that are a threat to American agriculture.

Treatment Manual

The *Treatment Manual* provides the details of treatments when a commodity must be treated as a condition of entry or based on pest findings.

Application

The *Unprocessed Seeds Import Manual* informs CBP officials and PPQ officers about how to regulate commercial and noncommercial shipments of whole, unprocessed seeds.

The Online Manual

PPQ's import manuals are saved as Adobe Acrobat Portable Document Files (PDF documents). PDF documents allow the users either to print a manual where the pages are complete with headers, footers, page numbers, and all the regular navigational features of a printed document; or to access a manual online where it is accessed like a web browser with bookmarks, internal and external links, and searching capabilities. In order to effectively use the online manuals as PDF documents, presented here are tips about the following topics:

- ◆ [Navigational Features](#)
- ◆ [Linking Features](#)
- ◆ [Keyword Searching](#)
- ◆ [Tutorials for Adobe Reader PDF Documents](#)

Navigational Features

There are many ways to navigate PDF documents using Adobe Acrobat Reader. Briefly described here are four ways.

1. [Browse Button](#)
2. [Scroll Bar](#)
3. [Page Numbers](#)
4. [Bookmarks](#)

Browse Button

The first way to navigate through a PDF document is to use the browse buttons in the task bar that is at the top of the screen.




FIGURE 1-1: Browse Buttons in the Task Bar

The browse buttons with single arrows move forwards or backwards in a linear fashion. The browse buttons with arrows pointing towards vertical lines move either to the first page or the last page of the PDF document.



FIGURE 1-2: Double Browse Buttons in the Task Bar

The browse buttons with double arrows differ from the single arrows in that they move forwards or backwards depending on the pages already viewed, allowing users to retrace their reading process through the PDF document.

Scroll Bar

The second way to navigate through a PDF document is to use the scroll bar that is along the right side of the screen. Click on the down arrow or the up arrow at either end of the scroll bar to move

backwards or forwards. Click and hold the mouse on the scroll box and drag it along the bar; a dialogue box appears showing the page when the hold is released.

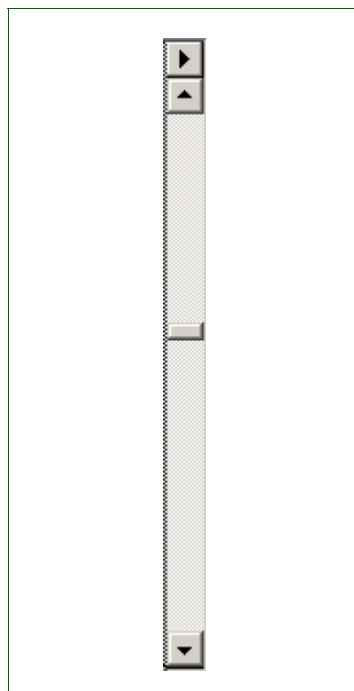


FIGURE 1-3: Scroll Bar

Page Numbers

The third way to navigate through a PDF document is to use the page numbers in the status bar that is at the bottom of the screen. Notice that the page numbers of the document as a PDF **do not** correspond to the printed page numbers.

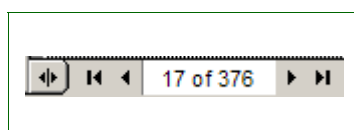


FIGURE 1-4: Page Numbers in the Status Bar

EXAMPLE

To show the difference in the page numbering between the paper and on-line manuals do the following:

1. Go to the first page of the Introduction.
2. Using the vertical scroll bar, scroll down the page until you can see the page number: 1-1.
3. Compare the printed page number to the PDF page number in the status bar: 17 of 346.
4. The PDF page number 17 is equal to the printed page number 1-1. 5. To print this page from the PDF document, you would enter 17 (**not** 1-1).

Bookmarks

The last way to navigate through a PDF document is to use the bookmarks in the navigation pane along the left side of the screen. Click on the bookmarks tab to see them. Most of the import manuals have bookmarks that show chapter (*Introduction*), section (if applicable), and headings (*Content*). Some short documents do not have bookmarks.

If not open, click on the chapters to better see sections and headings within each. Click on any bookmark to display the first page of that section or heading in the display window.

Linking Features

The two kinds of links used in the PDF documents are internal and external. **Internal links** allow users to jump to a particular section or heading of the manual without having to turn pages or scroll down through the manual. **External links** allow users to jump outside of the manual, usually to a web site that provides additional information not contained within the manual.

While in Adobe Acrobat Reader, the pointer becomes the hand tool. When the hand tool passes over an active link, the hand turns to a pointing finger. All internal links are indicated in blue and usually point to a decision table or a heading. All entries listed in a table of contents are active links. Click once on the active link to jump to the referenced information. Click on the double arrows in the task bar to return to the point from which the active link was selected.

External links work the same as internal links in that they are indicated in blue and when the hand tool passes over as active link, the hand turns to a pointing finger. However, external links are underlined and usually are web site addresses (URLs) that when clicked will open a web browser. All external links require active connection to the Internet and a properly installed web browser. To return to the PDF document, select or bring to the front, the Adobe Acrobat Reader application window.

Keyword Searching

Searching for keywords within PDF documents allows users to quickly locate specific content. To search within a PDF document, click on the binoculars in the task bar at the top of the screen.



FIGURE 1-5 Binoculars in the Task Bar Used to Initiate Searches

A 'Find' dialogue box appears in which users can type in a keyword and press the 'Find' button. There are options to 'Match Whole Word Only,' 'Match Case', or 'Find Backwards' that narrow the search.

Tutorials for Adobe Reader PDF Documents

There are many available tutorials that introduce the differ ways of navigating Adobe Reader PDF documents. Some of the better tutorials reside at the following web site address: <http://www.vtc.com/products/Adobe-Acrobat-7-tutorials.htm>

Reporting Problems

Use **Table 1-2** to determine where to report problems with the *Unprocessed Seeds Import Manual*.

TABLE 1-2: Where To Report Problems with the *Unprocessed Seeds Import Manual*

If you:	Then:
Are unable to access the on-line manual	CONTACT PPQ's Manuals Unit. If the situation warrants immediate action, call 240-629-1934 OR e-mail <john.l.patterson@aphis.usda.gov>. Otherwise, print, complete, and mail a <i>Comment Sheet</i> (located at the end of the manual) to PPQ's Manuals Unit
Have a suggestion for improving the formatting (design, layout, composition), grammar, or spelling)	
Disagree with the admissibility of a commodity	CONTACT PPQ's Biological and Technical Services through proper channels if the situation warrants an immediate response. Otherwise, print, complete, and mail a <i>Comment Sheet</i> (located at the end of the manual) to PPQ's Manuals Unit
Disagree with policy or procedures	CONTACT PPQ's Quarantine Policy, Analysis, and Support through proper channels with the reason for the disagreement and a recommendation

Conventions

Conventions are established by custom and are widely recognized and accepted. Major conventions used in this manual follow.

Advisories

Advisories are used throughout the *Unprocessed Seeds Import Manual* to bring important information to your attention. Please carefully review each advisory. The definitions coincide with American National Standards Institute (ANSI), and are in the format shown below.



DANGEROUS indicates that people could easily be hurt or killed.



WARNING indicates that people could possibly be hurt or killed.



CAUTION indicates that people could possibly be endangered and slightly hurt.



NOTICE indicates a possibly dangerous situation where goods might be damaged.



IMPORTANT indicates helpful information.

Boldface

Boldface type is used to emphasize important words throughout this manual. These words include: **do not, except, never, not, only, other than.**

Bullets

Bulleted lists indicate that there is no order to the information listed.

Chapters

This manual contains the following chapters: *Introduction, Procedures, and Reference.*

Contents

Most every chapter has a table of contents that lists the heading titles, and is located at the beginning of the chapter to help facilitate finding information.

Control Data

Information placed at the top and bottom of each page helps users keep track of where they are in the manual and manual updates. At the top of the page is the chapter, section, and first-level heading. At the bottom of the page is the month, year, manual transmittal number, manual title, page number, and PPQ work unit responsible for content.

Decision Tables

Many of the tables in this manual are called decision tables. Read decision tables from left to right, beginning with the column headings and moving left one column at a time. Each column represents a condition with the last column on the right representing the action to take once all the conditions are met. When using [Table 1-3](#) if you are a 28 year old female you would schedule a physical.

TABLE 1-3: How to Use Decision Tables

If you are a:	And your age is:	Then:
Male	Under 30	Do not schedule a physical
	30 or over	Schedule a physical
Female	Under 25	Do not schedule a physical
	25 or over	Schedule a physical

Examples

Examples are used to clarify a point by applying it to a real-world situation. Examples always appear in boxes as a means of visually separating them from the other information contained on the page.

EXAMPLE

Examples are graphically placed boxes within the text as a means of visually separating information from other information contained on the page. Examples will always appear in a box.

Footnotes

Footnotes are notes usually placed at the bottom of a page that comments on or cites a reference for a designated part of the text. Two types of footnotes are used in the *Unprocessed Seeds Import Manual*.

- ◆ General text footnotes that are located at the bottom of the page, and
- ◆ Table or figure footnotes that are located directly below the associated table or figure. If a table or figure continues beyond one page, the associated footnotes will appear on the last page below the table or figure.

Heading Levels

Within each chapter and section there are three heading levels. The first heading is indicated by a horizontal line followed by the title which continues across both the left and right columns. The second heading is in the right-hand column with the text beginning below it. The third heading is in the left-hand column and used to easily scan topics.

Hypertext Links (Highlighting) to Tables, Figures, and Headings

Tables, figures, and headings are highlighted using bold print. Hypertext links within the on-line manual are also highlighted using bold print and the print color is blue. Headings are highlighted using italic print.

EXAMPLE

Refer to **Table 1-2** in the *Introduction* to determine where to report problems with this manual.

Indentions

Entry requirements which are summarized from CFRs, import permits, or policies are indented on the page.

Italics

The following items are italicized throughout the *Unprocessed Seeds Import Manual*:

- ◆ Cross-references to headings
- ◆ Publication names
- ◆ Scientific names of commodities

Numbering Scheme

A two-level numbering scheme is used in this manual for pages, tables, and figures. The first number represents the chapter. The second number represented the page, table, or figure. This numbering scheme allows for easier updating and adding pages without having to reprint an entire chapter. Dashes are used in page numbering to differentiate page numbers from decimal points.

2

Seed Not for Planting

Procedures

Contents

Introduction	page 2-1
Preparation	page 2-1
Information Needed	page 2-1
Materials Needed	page 2-3
Regulatory Action	page 2-3
General Inspection Procedures for Clearing Seeds	page 2-5
Step 1: Determine if Admissible or Prohibited	page 2-6
Step 2: Decide if You Need to Sample	page 2-9
Step 3: Compute the Number of Subsamples to Draw	page 2-10
Step 4: Draw the Subsamples and Combine Them Into One Sample	page 2-11
Step 5: Inspect the Sample	page 2-12
Step 6: Take the Appropriate Regulatory Action	page 2-14
Special Procedures for Authorizing the Grinding of Commodities Contaminated with Federal Noxious Weed Seeds	page 2-18
Background Information	page 2-18
Determine if Grinding is an Appropriate Option for Mitigating Risk	page 2-19

Introduction

The information presented in *Procedures* chapter includes the prerequisites and general directions for sampling inspecting, and regulating unprocessed seeds; and special procedures and a job aid for authorizing the grinding of commodities contaminated with noxious weed seeds.

Preparation

The information presented in under *Preparation* is a prerequisite to the *General Inspection Procedures*. Be sure to complete the preparatory tasks described below.

Information Needed

Do some solid investigating and be creative when collecting the necessary information which can be obtained from a variety of sources. Refer to [Table 2-1](#) for sources of information. HOLD all shipments until you have the needed information.

- ◆ Scientific or common name of the seeds
- ◆ Origin of the seeds (where they were grown or harvested, **not** the port of lading)

- ◆ Destination of the seeds where they will be used (**not** always the port of entry)
- ◆ Size and kind of the shipment: commercial or noncommercial
 - ❖ Commercial or larger quantity shipments are imported for resale or for profit
 - ❖ Noncommercial or smaller quantity shipments are imported for personal use and not for profit (usually enter as passenger baggage, trade samples, household goods, and mail)
- ◆ Presence or absence of required import permits and foreign phytosanitary certificates
- ◆ Intended use of the seeds (how the seeds are to be used determines what restrictions apply. For example, corn seeds could be used for propagation, for food, or for animal feed¹. When the intended use of the seeds is unknown, then regulate them as if they were intended for planting or growing and use the Seed Manual. The seeds that are not intended for propagation must be unprocessed beyond harvesting and free from fleshy pulp or leathery husks.²)

Make sure that the information is accurate. Manifests often show the port or airport of lading, but not the origin of the commodities; therefore, you may need to check other documents for the country of origin. Consult reference materials and PPQ specialists (botanist, entomologist, and plant pathologist) through proper channels when you are **not** sure what is being imported.

Example

An air waybill of lading shows 15 bags of curcubit seeds being imported from Ireland; but when you begin drawing subsamples, you notice the bags have printing that says the seeds were grown in India.

1 See also the *Animal Product Manual* to regulate animal feed.

2 Use this manual for coconuts (**Coconut (Cocos nucifera)**) and macadamia nuts (**Macadamia Nut (Macadamia spp.)**) that are still in their husks.

TABLE 2-1: Where to Collect Information Needed

If the shipment is:	Then get information from:
Commercial (for resale or for profit)	<ul style="list-style-type: none"> ◆ Carrier documents (air waybills and shipping papers) ◆ Computers and computer printouts ◆ Foreign phytosanitary certificates ◆ Interviews with importers, brokers, freight forwarders, or other representatives of the importer ◆ Invoices (obtained from importer or broker) ◆ Labels ◆ Manifests and other U.S. Customs forms ◆ Notices of arrival ◆ Packing lists ◆ Permits: (PPQ, Convention on International Trade in Endangered Species of Fauna and Flora (CITES), and Endangered Species (ESA)
Noncommercial (not for sale nor profit)	<ul style="list-style-type: none"> ◆ Declaration (oral or written U.S. Customs declaration) ◆ Documents (such as a sales receipt) ◆ Foreign phytosanitary certificates ◆ Labels (information written on the packaging) ◆ Interviews with the importers ◆ Permits

Materials Needed

When sampling, have the following materials available:

- ◆ Trier
- ◆ Sample cloth (a piece of cloth the length of the trier to empty the subsamples onto)
- ◆ Seed sample bag or quart-sized container to hold the subsample
- ◆ Label or marking pen to identify the sample
- ◆ Adhesive tape
- ◆ Knife

Regulatory Action

Once you have all the information needed to make a regulatory decision, take one of the following actions:

- ◆ **AUTHORIZE SHIPMENT**
- ◆ **HOLD**
- ◆ **PROHIBIT ENTRY**
- ◆ **RELEASE**

AUTHORIZE SHIPMENT

The regulatory action to AUTHORIZE SHIPMENT may be authorized under U.S. Customs bond (also called in-bond or I.T.) and allows the item to move to another port where CBP or PPQ have personnel to inspect or monitor treatment of the item. Authorize shipment if:

- ◆ The receiving CBP or PPQ office agrees to clear the cargo
- ◆ The cargo is moving to an approved treatment facility when you would prescribe proper safeguards to prevent any pest escape
- ◆ The cargo remains aboard the carrier as residue cargo and the destination is authorized for the regulated cargo
- ◆ The conditions of the import permit require that the regulated item be cleared or treated at a specific port of entry, e.g., Departmental permit material to the National Plant Germplasm and Biotechnology Laboratory in Beltsville, Maryland

HOLD

The regulatory action to HOLD maintains control of the cargo while:

- ◆ Collecting information to make a regulatory decision
- ◆ Awaiting inspection of the cargo
- ◆ Awaiting importer or representative to make cargo accessible for inspection
- ◆ Awaiting the identification of an “urgent interception”³
- ◆ Awaiting decision by importer to apply for required import permit, to treat, or to re-export
- ◆ Awaiting a copy of an approved import permit

PROHIBIT ENTRY

Take the regulatory action PROHIBIT ENTRY if the plants or plant products are:

- ◆ Prohibited and **not** authorized by a Departmental permit
- ◆ Infested with plant pests and the importer refuses to treat the commodities
- ◆ Imported and the importer refuses to comply with the conditions of entry
- ◆ Infested with a pest for which a treatment does **not** exist or is **not** feasible

RELEASE

Take the regulatory action to RELEASE after ensuring:

- ◆ The material is admissible

3 If a commercial shipment requires treatment or if the shipment is being held pending the identification of a pest, allow the importer either to have the commodity treated or re-exported, or arrange for its destruction. In general, it is impractical to treat articles intercepted in baggage; therefore, seize and destroy such articles. On occasion, because of the high value of some seeds, you may have to defer a decision to a higher authority. In this instance, safeguard the seeds and refrigerate if necessary. Tell the passengers that they must arrange for the pick up or the forwarding of the seeds if they are found to be admissible.

- ◆ All import permit requirements have been met
- ◆ Treatable pests have **not** been found
- ◆ Required treatments, if any, have been completed
- ◆ All required documents are in order (CITES, import permits, foreign phytosanitary certificates)

General Inspection Procedures for Clearing Seeds

Figure 2-1 is an overview of the steps involved in sampling, inspecting, and regulating unprocessed seeds. Details of each step follow the overview.


- | |
|--|
| <p>Step 1: Determine if Admissible or Prohibited</p> <p>Step 2: Decide if You Need to Sample</p> <p>Step 3: Compute the Number of Subsamples to Draw</p> <p>Step 4: Draw the Subsamples and Combine Them Into One Sample</p> <p>Step 5: Inspect the Sample</p> <p>Step 6: Take the Appropriate Regulatory Action</p> |
|--|

FIGURE 2-1: Overview of the General Inspection Procedures for Clearing Unprocessed Seeds

Step 1: Determine if Admissible or Prohibited

After collecting and reviewing the documents accompanying the shipment, determine the admissibility of each kind of seed using the *Reference* to identify if the seeds are restricted or prohibited by USDA-APHIS-PPQ regulations. Initially screen for prohibitions using [Table 2-2](#) if the seeds were listed in the *Reference*, or using [Table 2-3](#) if the seeds were **not** listed in the *Reference*.

TABLE 2-2: Screen for Prohibitions of Seeds Listed in the *Reference*

If the seeds are:	And the regulatory action listed is to:	Then:
Protected by CITES or ESA, or are from Federal noxious weeds or parasitic plants ¹		FOLLOW the directions in the <i>Reference</i>
Not from protected plants, noxious weeds, or parasitic plants	INSPECT and RELEASE	GO to Step 2: Decide if You Need to Sample
	REQUIRE a treatment	1. HOLD shipment 2. CONTACT a PPQ Officer through proper channels
	PROHIBIT ENTRY	1. If unaccompanied by a Departmental permit issued by PPQ's Biological and Technical Services, then ALLOW the importer to re-export or abandon it for destruction 2. If in baggage or the mail, then PROHIBIT ENTRY 3. EXIT this manual

1 If you are unsure whether the seeds are protected by CITES or ESA, or are from Federal noxious weeds or parasitic plants, refer to [Identification of Protected Plants and Genera of Taxa Regulated Higher Than Genus](#) on [page 3-1](#) in the *Reference* for directions about how to access GRIN and other databases.

TABLE 2-3: Screen for Prohibitions of Seeds Not Listed in the Reference

If the seeds are:	And the seeds are:	And the importer:	And the seeds are:	Then:	
Protected by CITES or ESA, or are from Federal noxious weeds or parasitic plants ¹	CITES or ESA protected plants			<ol style="list-style-type: none"> 1. HOLD shipment 2. CONTACT a CBP agricultural specialist to determine if you are a CITES designated port for the seeds being imported. 3. If you are a CITES designated port for the seeds being imported: TAKE regulatory action under plant quarantines and plant pest regulations REGULATE as CITES or ESA as appropriate 4. If you are not a CITES designated port for the seeds being imported: SAFEGUARD under plant quarantines and plant pest regulations GIVE the importer one of the following options: Reexport the seeds to the country of origin Reroute the seeds to a CITES designated port NOTE: Shipping and handling charges are the responsibility of the importer 	
		Has a validated PPQ Form 526 ²	→	RELEASE or CONTROL as specified on the import permit	
		Lacks a validated permit	Imported for research or experimental purposes		<ol style="list-style-type: none"> 1. HOLD Shipment 2. DIRECT importer apply for a Permit to Import Live Pests and Noxious Weeds ³
			Imported for a purpose other than research or experimentation		PROHIBIT ENTRY
		Contaminants		GO to Table 2-9	
Not from protected plants, noxious weeds, or parasitic plants				<ol style="list-style-type: none"> 1. INSPECT and RELEASE 2. GO to Step 2: Decide if You Need to Sample 	
			→		

Procedures

General Inspection Procedures for Clearing Seeds

- 1 If you are unsure whether the seeds are protected by CITES or ESA, or are from Federal noxious weeds or parasitic plants, refer to ***Identification of Protected Plants and Genera of Taxa Regulated Higher Than Genus*** on **page 3-1** in the *Reference* for directions about how to access GRIN and other databases.
- 2 PPQ Form 526, Application to Move Live Plant Pests and Noxious Weeds.
- 3 Web site address: <<http://www.aphis.usda.gov/ppq/permits>> or 1-877-770-5990.

Step 2: Decide if You Need to Sample

Use **Table 2-4** to determine if you need to sample based on the weight of the shipment. Find the weight of the shipment from the hold sheet (PPQ Form 212), the manifest, or the invoice.

TABLE 2-4: Decide if You Need to Sample the Seed Shipment

If the shipment is:	Then:
100 pounds or less	1. DO NOT sample 2. SKIP to Step 5: Inspect the Sample
More than 100 pounds	GO to Step 3: Compute the Number of Subsamples to Draw

Step 3: Compute the Number of Subsamples to Draw

You determine in Step 2 that a sample is required because the shipment weighs more than 100 pounds, as indicated on the hold sheet (PPQ Form 212), manifest, or invoice. To compute the number of subsamples to draw when the seeds are shipped in bags or packages, GO to 1. When the seeds are shipped in bulk, GO to 2.

1. Use **Table 2-5** to look up the total number of bags or packages in the shipment and find the number of subsamples to draw.

TABLE 2-5: Determine the Number of Subsamples to Draw

If the number of bags or packages in the shipment is:	Then draw this many subsamples to make your sample:	If the number of bags or packages in the shipment is:	Then draw this many subsamples to make your sample:
1 to 6	5	125 to 134	18
7 to 14	6	135 to 144	19
15 to 24	7	145 to 154	20
25 to 34	8	155 to 164	21
35 to 44	9	165 to 174	22
45 to 54	10	175 to 184	23
55 to 64	11	185 to 194	24
65 to 74	12	195 to 204	25
75 to 84	13	205 to 214	26
85 to 94	14	215 to 224	27
95 to 104	15	225 to 234	28
105 to 114	16	235 to 244	29
115 to 124	17	245 or more	30



Do not draw more than 30 subsamples if there are more than 245 bags or packages in the shipment. **Still** draw 5 subsamples if there are less than 5 bags or packages in the shipment.

2. Compute the number of subsamples to draw in a bulk shipment of seeds by doing the following:
 - A. Divide the total weight of the grain by 100 (an equivalent number to bags or packages).
 - B. Take the results from 'A' above and look up the number of subsamples to draw using **Table 2-5**.

EXAMPLE

A bulk shipment of seeds is invoiced as weighing 2,000 pounds, divided by 100 = 20. Looking up 20 in **Table 2-5**, it directs you to draw 7 subsamples.

Step 4: Draw the Subsamples and Combine Them Into One Sample

This step has two parts. First, sample the grain with a trier. If the seeds are too large, do not flow freely, or are packaged to prevent the use of a trier; then scoop up the seeds in your hand. Hand method of sampling is the least preferred method because it yields the least representative sample. Second, combine the subsamples to make up one sample of the shipment ready for inspecting.

- 1.** Randomly draw the subsamples with a trier by doing the following. When sampling bulk shipments, draw the sample at equal intervals throughout the shipment.
 - A.** Insert trier into the seeds (with the holes down and closed).
 - B.** Rotate the entire trier until the holes are facing up.
 - C.** Rotate the inner core of the trier to open the holes.
 - D.** Lightly move the trier in and out to get the seeds into the trier.
 - E.** Rotate the inner core of the trier to close the holes.
 - F.** Remove the trier from the bag or bulk seeds.
 - G.** Close the hole in the bag made by the trier. If it is a burlap or cloth bag, then close the hole in the bag by moving the tip of the trier over the weave. If it is a paper bag, then close the hole with a pressure sensitive label or masking tape.
- 2.** Combine the subsamples drawn to make up one sample by doing the following:
 - A.** Place the subsamples of seeds in a container or on a piece of paper large enough to hold all the subsamples.
 - B.** Mix the seeds thoroughly to blend the subsamples. Make sure you collected enough seeds to have a sufficient amount to analyze (computed in [Step 3: Compute the Number of Subsamples to Draw](#)).
 - C.** GO to [Step 5: Inspect the Sample](#).

Step 5: Inspect the Sample


Inspect all seed shipments for plant pests. Because seeds are excellent hosts, look for all types of plant pests, not just insects. In addition, some pests may survive for years, safely lodged on or in seeds or on bits of stems or leaves mixed with seeds. Inspecting also includes examining bagging and containers for the presence of plant pests and other contaminants. Look for soil and other prohibited seeds, such as wheat in a corn shipment from a country infected with Karnal bunt. When inspecting bird seeds, thoroughly examine for noxious weed seeds as they are usually present.

Here is a list of what to look for in seeds and in their containers followed by detailed inspection techniques for each:

- ◆ **Burlap and Jute Bags**
- ◆ **Contaminants**
- ◆ **Insects**
- ◆ **Mollusks** (snails)
- ◆ **Nematodes**
- ◆ **Noxious Weed Seeds**
- ◆ **Pathogens** (diseases)

Burlap and Jute Bags

If you are inspecting seeds in bags (especially in burlap and jute) and the seeds are being imported from a khapra beetle endemic country⁴, examine the seams and ears of the bags to uncover any khapra beetle (*Trogoderma granarium*) that might be hiding there.



If bags are made of used burlap or jute from khapra beetle endemic countries, then the shipment must be fumigated.

1. REQUIRE an import permit under 7CFR 319.75
2. REQUIRE T 302-c
3. HOLD shipment
4. CONTACT a PPQ officer through proper channels

Contaminants

When seeds are harvested or collected, they may be contaminated with prohibited trash, soil, manure, and seeds of other crops and weeds. In addition to looking for pests and pathogens, look for any plant litter in the seeds that could carry a pest. Be alert for soil, fungal bodies (like ergot and smut balls), nematode galls, chaff, stems, and parts of prohibited plants.

⁴ Countries where khapra beetle is endemic: Afghanistan, Algeria, Bangladesh, Burkina Faso (formerly Upper Volta), Burma (Myanmar), Cyprus, Egypt, India, Iran, Iraq, Israel, Libya, Mali, Mauritania, Morocco, Niger, Nigeria, Pakistan, Saudi Arabia, Senegal, Sri Lanka, Sudan, Syria, Tunisia, and Turkey.

Insects

When inspecting for insects, look for frass and evidence of feeding. In the seeds of legumes, look for circular, transparent windows-evidence of seed borers. Examine seeds for exit holes and the presence of cast skins.

If the seed shipment is from a khapra beetle endemic country⁴, then inspect the seeds closely for khapra beetle (primarily cast skins and larvae).

Mollusks

Look for slime trails, shells, and aestivating snails.

Nematodes

Look for discolored seeds or kernels that are replaced by one or several galls.

Noxious Weed Seeds

Look for seeds and other reproductive parts of these weeds. Inspect carefully because some seeds of parasitic plants are as fine as dust. Use a magnification lamp or dissecting scope to look for noxious weed seeds.

Pathogens

Although some seedborne diseases **cannot** be detected visually, you can see the following characteristics:

- ◆ Discoloration near the germ end on cereals and grasses
- ◆ Pinkish kernels with a rough and scabby surface
- ◆ Small brown to black raised, circular spots on the seeds
- ◆ Brownish-gray spots with a light center
- ◆ Brown to yellowish sunken lesions
- ◆ Rust pustules, smuts, and sclerotic

Step 6: Take the Appropriate Regulatory Action

Take the appropriate regulatory action beginning with [Table 2-6](#).

TABLE 2-6: Take the Appropriate Regulatory Action Based on How the Seeds are Contained

If the seeds are contained in:	And arriving from or originating in:	Then:	Authority:
Used burlap or jute	Afghanistan, Algeria, Bangladesh, Burkina Faso (formerly Upper Volta), Burma (Myanmar), Cyprus, Egypt, India, Iran, Iraq, Israel, Libya, Mali, Mauritania, Morocco, Niger, Nigeria, Pakistan, Saudi Arabia, Senegal, Sri Lanka, Sudan, Syria, Tunisia, or Turkey	1. REQUIRE an import permit ¹ under 7CFR 319.75 2. REQUIRE T302-c ² 3. HOLD shipment 4. CONTACT a PPQ officer through proper channels 5. GO to Table 2-7	7CFR 319.75
	Country other than listed above	GO to Table 2-7	
Other than used burlap or jute	→		

- 1 If the importer lacks an import permit and the shipment is noncommercial that can be inspected 100 percent, then the permit requirements may be waived. Otherwise, HOLD the shipment and direct the importer to apply for a permit. Refer to *Appendix A, Permits and Foreign Phytosanitary Certificates* on [page A-1](#) for instructions and information about permits.
- 2 Other pests or contaminants may be found that require a more potent treatment.

TABLE 2-7: Take the Appropriate Regulatory Action Based on Inspection Results

If you find:	Then:	Authority:
Pests such as insects, mites, snails, or pathogens ¹	1. HOLD shipment 2. SEND the interception for identification to the nearest PPQ Plant Inspection Station through proper channels	
Soil or manure	1. HOLD shipment 2. FOLLOW local protocol to contact the appropriate district, region, or headquarters agricultural specialist	
Plants or plant parts including their seeds ²	GO to Table 2-8	
No presence of pests or contaminants	RELEASE the shipment if it was otherwise admissible	7CFR 330.105

- 1 Although infested with the larva of the Mexican jumping-bean moth, *Cydia dehisiana*, the seeds of *Sebastiania* spp. and *Sapium* spp. are admissible. These seeds may be released without an import permit. Nevertheless, some States regulate these infested seeds.
- 2 If you cannot identify the plant from which the contaminant came, HOLD shipment and SEND the interception for identification to the nearest PPQ Plant Inspection Station through proper channels.

TABLE 2-8: Take the Appropriate Regulatory Action Based on Contamination of Plants or Plant Parts

If the plant contaminant is:	And it is:	And there are:	And the seeds were harvested in:	Then:
Wheat ¹			→	INSPECT AND RELEASE ²
Corn, millets, or a corn relative specifically: ◆ <i>Chionachne</i> spp. ◆ <i>Coix</i> spp. ◆ <i>Echinochloa</i> spp. ◆ <i>Eleusine</i> spp. ◆ <i>Euchlaena</i> spp. ◆ <i>Miscanthus</i> spp. ◆ <i>Panicum</i> spp. ◆ <i>Pennisetum</i> spp. ◆ <i>Polytoca</i> spp. ◆ <i>Sclerachne</i> spp. ◆ <i>Setaria</i> spp. ◆ <i>Sorghum</i> spp. ◆ <i>Trilobachne</i> spp. ◆ <i>Tripsacum</i> spp.	Unlikely that the seed will be released into the environment ³	28 or fewer seeds of contaminant per quart of seed	→	RELEASE
		29 or more seeds of contaminant per quart of seed	Australia	GO to Table 2-10
			New Zealand	GO to Table 2-11
			Other than Australia or New Zealand	GO to Table 2-9
	Likely that the seed will be released into the environment ⁴	→	Australia	GO to Table 2-10
		→	New Zealand	GO to Table 2-11
		→	Other than Australia or New Zealand	GO to Table 2-9
Other than wheat, corn, or a corn relative including millets; or the plant contaminant is not identifiable			→	

- 1 If the wheat contaminating the seed comprises **more than** 5 percent of the imported seed, then treat the wheat as a component, **not** as a contaminant. For example, if a consignment of oats was 10 percent wheat, then take action on the wheat as well the barley. Take action on the most restrictive seed in the mixture, wheat in this case.
- 2 If you detect bunted kernels (perhaps Karnal bunt), return to [Table 2-7](#) and regulate as an actionable pest.
- 3 For example, the seed is for manufacturing, to be used as a spice, or it will be processed further.
- 4 For example, the seed will be used to feed animals or as bird seed.

Procedures

General Inspection Procedures for Clearing Seeds

**TABLE 2-9: Take the Appropriate Regulatory Action Based on Plant Contaminants
(Corn or Corn Relatives Including Millets, or Plant Contaminants That Are Not Identifiable)**

If the contaminants are:	And the seeds:	Then:
Federal noxious weeds	Can be freed from the contaminants and the importer is in agreement, the contaminants can be devitalized, or grinding is appropriate method for mitigating the risk of noxious weed contamination ¹	<ol style="list-style-type: none"> 1. GO to Special Procedures for Authorizing the Grinding of Commodities Contaminated with Federal Noxious Weed Seeds to determine if grinding is an appropriate option for nonpropagative commodities contaminated with Federal noxious weed seeds 2. AUTHORIZE movement of the shipment to a facility that will grind the seeds, remove the contaminant ², or have it devitalized 3. If the seeds are freed from the contaminants or the seeds are ground or devitalized, RELEASE; otherwise, 4. PROHIBIT ENTRY
	Cannot be freed from the contaminants, cannot be devitalized or ground to mitigate the risk of noxious weed contamination, or the importer disagrees	PROHIBIT ENTRY unless accompanied by, and in compliance with, a valid PPQ form 526, permit to move noxious weeds
Plant structures prohibited by 7 CFR 319 or 7 CFR 330 ³	→	PROHIBIT ENTRY unless accompanied by, and in compliance with, a valid PPQ Departmental Permit
Neither of the categories identified in the cells above	→	RELEASE

- 1 If grinding would be an appropriate method for mitigating the risk of contamination with noxious weed propagules, GO to [Special Procedures for Authorizing the Grinding of Commodities Contaminated with Federal Noxious Weed Seeds](#) on **page 2-18**.
- 2 Before the entire shipment is cleaned, encourage the importer to have a sufficiently large sample run through the operation to verify that the contaminants can be removed.
- 3 Examples of prohibited seeds include those from bamboo, parasitic plants, and rice

TABLE 2-10: Take the Appropriate Regulatory Action Based on Plant Contaminants of Corn or Corn Relatives Including Millets in Seeds From Australia (from TABLE 2-8)


If grown in:	And the seeds are contaminated with:	And the seeds:	Then:
New South Wales, Australia	<i>Pennisetum clandestinum</i> , <i>Pennisetum macrourum</i> , <i>Pennisetum pedicellatum</i> , <i>Pennisetum polystachion</i> , or <i>Setaria pallide-fusca</i>	Can be freed from contaminants and the importer is in agreement, or the contaminants can be devitalized	1. AUTHORIZE the shipment to move to the facility that will remove contaminants ¹ or have them devitalized 2. If the seeds are freed from contaminants or they are devitalized, then RELEASE; otherwise 3. PROHIBIT ENTRY
		Cannot be freed from contaminants, cannot be devitalized, or the importer disagrees	PROHIBIT ENTRY unless accompanied by a validated PPQ Form 526 ²
	<i>Echinochloa</i> spp., <i>Eleusine</i> spp., <i>Panicum</i> spp., or a <i>Pennisetum</i> species or <i>Setaria</i> species not listed above	—————→	RELEASE
Queensland, Australia	<i>Pennisetum clandestinum</i> , <i>Pennisetum macrourum</i> , <i>Pennisetum pedicellatum</i> , <i>Pennisetum polystachion</i>	Can be freed from contaminants and the importer is in agreement, or the contaminants can be devitalized	1. AUTHORIZE the shipment to move to the facility that will remove the contaminants or have them devitalized 2. If the seeds are freed from contaminants ¹ or they are devitalized, then RELEASE; otherwise 3. PROHIBIT ENTRY
		Cannot be freed from contaminants, cannot be devitalized, or the importer disagrees	PROHIBIT ENTRY unless accompanied by a validated PPQ Form 526 ²
	<i>Echinochloa</i> spp., <i>Eleusine</i> spp., or a <i>Pennisetum</i> species not listed above	—————→	RELEASE
	<i>Panicum</i> spp. <i>Setaria</i> spp.	—————→	PROHIBIT ENTRY
An Australian state other than listed above	—————→	—————→	

- 1 Before the importer has the entire shipment cleaned, encourage the importer to have a sufficiently large sample run through the operation to verify that the contaminant can be removed.
- 2 PPQ Form 526, Application to Move Live Plant Pests and Noxious Weeds.

Procedures

Special Procedures for Authorizing the Grinding of Commodities Contaminated with Federal Noxious Weed Seeds

TABLE 2-11: Take the Appropriate Regulatory Action Based on Plant Contaminants of Corn or Corn Relatives Including Millets in Seeds From New Zealand (from TABLE 2-8)

If the seeds are contaminated with:	And the seeds:	Then:
<i>Pennisetum clandestinum</i> , <i>Pennisetum macrourum</i> , <i>Pennisetum pedicellatum</i> , <i>Pennisetum polystachion</i> , or <i>Setaria pallide-fusca</i>	Can be freed from contaminants and the importer is in agreement, or the contaminants can be devitalized	1. AUTHORIZE the shipment to move to the facility that will remove contaminants ¹ or have them devitalized 2. If the seeds are freed from contaminants or they are devitalized, then RELEASE; otherwise 3. PROHIBIT ENTRY
	Cannot be freed from contaminants, cannot be devitalized, or the importer disagrees	PROHIBIT ENTRY unless accompanied by a validated PPQ Form 526 ²
A species of millet not listed above		RELEASE if the millet is the only contaminant

- 1 Before the importer has the entire shipment cleaned, encourage the importer to have a sufficiently large sample run through the operation to verify that the contaminant can be removed.
- 2 PPQ Form 526, Application to Move Live Plant Pests and Noxious Weeds.

Special Procedures for Authorizing the Grinding of Commodities Contaminated with Federal Noxious Weed Seeds

Use these special procedures for determining if grinding is an appropriate option for nonpropagative commodities contaminated with Federal noxious weed seeds.



If regulatory officials find disease-significant contaminants, then grinding is not appropriate.

Background Information

It is USDA-APHIS-PPQ policy to allow entry of commodities contaminated with noxious weed seeds when the commodities are **not** intended for planting or growing and after processing provided the following:

- ◆ Contaminated seeds can be moved safely to the processing facility
- ◆ Importer or processor enters into a compliance agreement with USDA-APHIS-PPQ
- ◆ Processing facility is **not** used for cleaning seeds

- ◆ Processing facility is located where USDA-APHIS-PPQ can provide monitoring
- ◆ Processing of the contaminated seeds will eliminate the pest risk
- ◆ Processing will eliminate risk from generated waste materials

Determine if Grinding is an Appropriate Option for Mitigating Risk

Table 2-12 and **Table 2-13** provide the necessary information needed to determine whether the grinding process proposed by the importer will successfully mitigate the risk, and provide consistent information to ensure that the approval of grinding is consistent among ports of entry. These tables provide guidance, but they **do not** preclude the need to monitor and spot check the milled products.

The first column of each table lists actionable weeds that have been detected in commodities such as spices, herbal medicines, and grain. **Table 2-12** lists actionable weed names beginning A through L, while **Table 2-13** lists those beginning M through Z.

The second column of each table provides the dimensions of the **smallest** propagule for the taxa, while the third column provides the **largest** appropriate U.S. standard screen size for the milling process.

The information contained in these tables may be incorporated into compliance agreements.

If you find noxious weeds **other than** those listed in these tables, then contact PPQ's Biological and Technical Services through proper channels. PPQ's Biological and Technical Services will determine the smallest seed size for new noxious weeds and will update the information in the tables.

Procedures

Special Procedures for Authorizing the Grinding of Commodities Contaminated with Federal Noxious Weed Seeds

TABLE 2-12: Select a Screen Size (A through L)

If the noxious weed is:	Then the smallest seed dimensions¹ in length x width (in mm) are:	Then the largest U.S. standard screen² through which milled products must pass 100 percent is:
<i>Asphodelus fistulosus</i> (onionweed)	(seed) 2.5 x 1.7	1.00 mm (USS # 18)
<i>Avena sterilis</i> (animated oat)	(caryopsis) 7 x 2	1.18 mm (USS # 16)
<i>Borreria alata</i> = <i>Spermacoce alata</i> (borreria)	(seed) 1.3 x 0.8	500 mm (USS # 35)
<i>Carthamus oxycantha</i> (wild safflower)	(achene) 3 x 1.8	1.18 mm (USS # 16)
<i>Commelina benghalensis</i> (Benghal dayflower)	(seed) 1.6 x 1.3	710 mm (USS # 25)
<i>Cuscuta</i> spp. (dodder)	(seed of smallest species) 0.6 x 0.6 (round)	355 mm (USS # 45)
<i>Digitaria scalarum</i> = <i>Digitaria abyssinica</i> (African couch grass)	(spikelet) 1.7 x 0.8	500 mm (USS # 35)
<i>Digitaria velutina</i> (velvet fingergrass)	(spikelet) 1.6 x 0.5	300 mm (USS # 50)
<i>Emex spinosa</i> (devil's thorn)	(removed fruit/floral parts) 3 x 1.6	1.00 mm (USS # 18)
<i>Heracleum mantegazzianum</i> (giant hogweed)	(mericarp) 7 x 4.5	2.80 mm (USS # 7)
<i>Imperata cylindrica</i> (cogongrass) and <i>Imperata brasiliensis</i> (Brazilian satintail)	(caryopsis) 0.8 x 0.3	180 mm (USS # 80)
<i>Ipomoea aquatica</i> (Chinese water spinach)	(seed) 4 x 2.8	1.70 mm (USS # 12)
<i>Ischaemum rugosum</i> (murain-grass)	(caryopsis) 2 x 0.9	500 mm (USS # 35)

- 1 Derived from scientific literature and measuring herbarium specimens.
- 2 Smaller-pored screens may be used.

TABLE 2-13: Selecting Screen Size (M through Z)

If the noxious weed is:	Then the smallest seed dimensions¹ in length x width (in mm) are:	Then the largest U.S. standard screen² through which milled products must pass 100 percent is:
<i>Mimosa invisa</i> (giant sensitive plant)	(seed) 2 x 1.6	1.00 mm (USS # 18)
<i>Oryza</i> spp. (hulled red rices)	(caryopsis) 3 x 1.2	710 mm (USS # 25)
<i>Paspalum scrobiculatum</i> (Kodo-millet)	(caryopsis) 1.3 x 0.9	500 mm (USS # 35)
<i>Pennisetum clandestinum</i> ³ (kikuyu grass)	(caryopsis) 1.5 x 1.1	710 mm (USS # 25)
<i>Rottboellia exaltata</i> = <i>R. cochinchinensis</i> (itchgrass)	(caryopsis) 3 x 1.75	1.00 mm (USS # 18)
<i>Setaria pallide-fusca</i> (cattail grass)	(caryopsis) 1.6 x 1.0	600 mm (USS # 30)
<i>Solanum torvum</i> (turkeyberry)	(seed) 1.5 x 1.0	600 mm (USS # 30)
<i>Tridax procumbens</i> (coat buttons)	(achene) 1.5 x 0.5	300 mm (USS # 50)
<i>Urochloa panicoides</i> (liverseed grass)	(caryopsis) 2 x 1.5	850 mm (USS # 20)


- 1 Derived from scientific literature and measuring herbarium specimens.
- 2 Smaller-pored screens may be used.
- 3 Only if admissible under 7CFR 319.24 and 7CFR 319.41.

Procedures

Special Procedures for Authorizing the Grinding of Commodities Contaminated with Federal Noxious Weed Seeds

Standard Screen (mm)	Opening Dimension Exceeded By No More than 5 Percent of the Openings (mm)	Alternate Screen Designation	Port Diameter (mm) Based on Opening Dimensions
0.150	0.174	USS # 100	0.246
0.180	0.207	USS # 80	0.293
0.212	0.242	USS # 70	0.342
0.250	0.283	USS # 60	0.400
0.300	0.337	USS # 50	0.477
0.355	0.396	USS # 45	0.560
0.425	0.471	USS # 40	0.666
0.500	0.550	USS # 35	0.778
0.600	0.660	USS # 30	0.933
0.710	0.775	USS # 25	1.096
0.850	0.925	USS # 20	1.308
1.00	1.080	USS # 18	1.527
1.18	1.270	USS # 16	1.796
1.4	1.505	USS # 14	2.128
1.7	1.820	USS # 12	2.574
2.00	2.135	USS # 10	3.193
2.36	2.515	USS # 8	3.557
2.80	2.975	USS # 7	4.207
3.35	3.55	USS # 6	5.020
4.00	4.23	USS # 5	5.982

FIGURE 2-2: Pore Diameters of U.S. Standard Screens (Not Part of the Job Aid)



Standard screen size indicates measurement of the side of a square pore.

Diameter = the square root of the (side-size squared x 2).

3

Seed Not for Planting

Reference

Contents

Introduction [page-3-1](#)

Identification of Protected Plants and Genera of Taxa Regulated Higher Than Genus [page-3-1](#)

Reference Tables [page-3-2](#)

Introduction

This *Reference* chapter includes information about external databases used to identify protected plants and genera of taxa regulated higher than genus and the decision tables that provide the regulatory action to take on importations of unprocessed seeds.

Identification of Protected Plants and Genera of Taxa Regulated Higher Than Genus

Infrequently, higher taxa are used in the *Reference*, such as bamboo (Bambusoideae) and citrus (Rutaceae). Therefore, if you are unsure whether the unprocessed seeds are:

- ◆ Protected by CITES or ESA, are Federal noxious weeds or parasitic plants
- ◆ Regulated by taxa higher than genus (as the family, subfamily, and tribe)

Access external databases in the following order:

1. GRIN (a taxonomic database that also identifies CITES-listed plants, ESA-listed plants, and Federal noxious weeds)

<http://www.ars-grin.gov/cgi-bin/npgs/html/index.pl>

2. Parasitic plant database

<http://www.omnisterra.com/bot/pp_home.cgi>

3. CITES database

<<http://www.cites.org/eng/resources/species.html>>

4. Federal noxious weed list

http://www.aphis.usda.gov/plant_health/plant_pest_info/weeds/downloads/weedlist2006.pdf

5. List of plants protected by ESA

<http://ecos.fws.gov/tess_public/TESSWebpage>

6. List of spices

http://en.wikipedia.org/wiki/List_of_herbs_and_spices

Reference Tables

The reference tables are listed alphabetically by common name and include prohibitions, restrictions to be met, regulatory action to take, and authorities for the regulatory actions taken when encountering unprocessed seeds **not** intended for planting or growing.

The regulatory actions also apply to unprocessed seeds arriving from Guam and Northern Mariana Islands.



If the regulated seeds require fumigation as a condition of entry, then PROHIBIT ENTRY to the seeds because Guam does not have fumigation facilities.

After collecting and reviewing the documents accompanying a consignment, then determine the admissibility of each kind of seed using the reference tables. (Refer to **Step 1: Determine if Admissible or Prohibited** in the *Procedures* chapter of this manual.) Some seeds are not listed in the reference tables. If the seeds are not listed, then use **Table 2-3** of the *Procedures* chapter to determine admissibility.

Before using the reference tables, be aware of the following:

- ◆ Seeds, including nuts, are listed **only** if the regulations or previous instructions have specified the conditions of entry (treatments, prohibitions, restrictions, and import permits)
- ◆ Seeds are listed alphabetically by common names, except *Prunus* spp., *Ribes* spp., and *Solanum* spp., which have common names cross-referenced in the *Index*.

- ◆ Listed together are seeds that are closely related or that have the same conditions of entry and regulatory actions. These seeds are as follows:
 - ❖ Corn and closely related plants
 - ❖ Cucurbits (melon, squash, cucumber, and pumpkin)
 - ❖ Wheat, goatgrass, and their intergeneric crosses
- ◆ Infrequently, higher taxa are used in the *Reference* such as for bamboo (Bambusaceae), citrus (Rutaceae), cucurbits (Cucurbitaceae). If you are unsure whether a genus is regulated by a higher taxa, refer to [Identification of Protected Plants and Genera of Taxa Regulated Higher Than Genus](#) for direction about how to access GRIN and other related databases
- ◆ When you do **not** find the name of the seeds or nuts, then look in the *Index*. If the seeds are **neither** in the *Reference* **nor** the *Index*, then you may INSPECT the consignment and RELEASE the seeds with oral permission if pest free following the sampling and inspecting procedures in this manual. GO to [Step 2: Decide if You Need to Sample](#) in the *Procedures* chapter of this manual.
- ◆ Prohibited seeds may be imported for research or experimental purposes **only** under a Departmental permit issued by PPQ's Biological and Technical Services. Plant pests, including noxious weeds, may be imported for research or experimental purposes **only** under a validated PPQ Form 526, Application to Move Live Plant Pests and Noxious Weeds, that has been validated by PPQ's Biological and Technical Services. (See Appendix A, [Permits and Foreign Phytosanitary Certificates](#).)
- ◆ If you encounter seeds that are contained in used burlap or jute arriving from khapra beetle endemic countries¹, then the consignment must be fumigated. Also, be aware that an additional treatment may be required depending on pest findings. Therefore, REQUIRE an import permit under 7CFR 319.75 and T306-c. HOLD the consignment and CONTACT PPQ through proper channels.

1 Afghanistan, Algeria, Bangladesh, Burkina Faso, Cyprus, Egypt, India, Iran, Iraq, Israel, Libya, Mali, Mauritania, Morocco, Myanmar, Niger, Nigeria, Pakistan, Saudi Arabia, Senegal, Sri Lanka, Sudan, Syria, Tunisia, and Turkey

- ◆ If you encounter articles that contain **more than** one kind of seed, and one or more of the components of the mixture are listed in the tables that follow, then take action based on the **most restrictive** ingredient. For example, if you were inspecting a consignment of wild bird seed originating in Mexico that listed as ingredients canola seed, flax seed, niger seed, and proso millet, you would take action on the niger seed. Handicrafts, seed art, animal feed, and wild bird seed are articles that may be mixtures of seeds.

Acorn (*Quercus* spp.)

Acorns are regulated to prevent the entry of *Curculio elephas*, *C. nuncum*, *Cydia splendana*, and *Hemimene juliana*. Use [Table 3-1](#) to regulate acorns.

TABLE 3-1: Acorn (*Quercus* spp.)

If the acorns were harvested in:	And the acorns are intended for:	Then:	Authority:
Canada	→	INSPECT and RELEASE	7CFR 319.56-11
Mexico	→	INSPECT and RELEASE	
Country other than listed above	Food or feed	PROHIBIT ENTRY	
	Analytical, industrial, or other nonfood use	1. REQUIRE an import permit ¹ under 7CFR 319.56 2. REQUIRE T302-g-1 or T302-g-2 3. HOLD consignment 4. CONTACT PPQ through proper channels	

- 1 If the importer lacks an import permit and the consignment is noncommercial that can be inspected 100 percent, then the permit requirements may be waived. Otherwise, HOLD the consignment and direct the importer to apply for a permit. Refer to [Plant and Plant Products Permits](#) for instructions and information about permits.

Reference

Reference Tables

Avocado (*Persea* spp.)

Avocado seeds are regulated to prevent the entry of the avocado weevil, (*Heilipus lauri*), avocado seed moth (*Stenomoma catenifer*), *Conotrachelus* spp., and fruit flies. Use **Table 3-2** to regulate avocado seeds.

TABLE 3-2: Avocado (*Persea* spp.)

If harvested in:	Then:	Authority:
Argentina, Belize, Bolivia, Brazil, Chile, Colombia, Costa Rica, Ecuador, El Salvador, Falkland Islands (Islas Malvinas), French Guiana, Guatemala, Guyana, Honduras, Mexico, Nicaragua, Panama, Paraguay, Peru, South Georgia and the South Sandwich Islands, Suriname, Uruguay, Venezuela (countries of Central America, North America, and South America)	PROHIBIT ENTRY	7CFR 319.37
Country other than listed above	1. REQUIRE an import permit ¹ under 7CFR 319.37 2. INSPECT and RELEASE	

1 If the importer lacks an import permit and the consignment is noncommercial that can be inspected 100 percent, then the permit requirements may be waived. Otherwise, HOLD the consignment and direct the importer to apply for a permit. Refer to [Plant and Plant Products Permits](#) for instructions and information about permits.

Bamboo (Bambusoideae)

Bambusoideae is a subfamily of Poaceae and its tribes Bambuseae and Brachyelytreae include the genera and species of bamboo. A list of all genera and species of bamboo is provided in the GRIN database. For directions for how to access GRIN and other related databases, see [Identification of Protected Plants and Genera of Taxa Regulated Higher Than Genus](#).

Seeds of bamboo are regulated from all countries to prevent the entry of bamboo smut, *Ustilago shiraiana*, and other exotic pathogens. Therefore, PROHIBIT ENTRY to seeds of Bambusoideae. Your authority is 7CFR 319.37.

Reference

Reference Tables

Castor-bean (*Ricinus communis*)

Castor-beans are prohibited since they are unquestionably among the most deadly seeds on earth and the source for ricin. Ricin is a poison found naturally in castor-beans. Ricin, processed from the waste of castor beans, can be weaponized as a powder, mist, or pellet. Ricin is a Schedule 1 substance as listed in the Chemical Weapons Convention, enforced by the The Bureau of Industry and Security of the U.S. Department of Commerce. You may find the complete list at [Schedule 1 Substances of the Chemical Weapons Convention](#)

TABLE 3-3: Castor-bean (*Ricinus communis*)

If you:	Then:	Authority:
Can confirm that the seeds are castor-beans (<i>Ricinus communis</i>)	1. PROHIBIT ENTRY 2. ENTER seizure into CBP systems of record	Material is moving in violation of the Chemical Weapons Convention (CWC) for ricin ¹
Cannot confirm the identity of the seeds ²	CONTACT CBP AI	

- 1 Ricin is a Schedule 1 substance of the Chemical Weapons Convention. Schedule 1 substances are chemicals which can either be used as chemical weapons themselves or used in the manufacture of chemical weapons. See [Table 3-4](#) for Schedule 1 chemicals.
- 2 Castor-bean seeds are shiny and a little larger than pinto beans. The seeds are slightly flattened and are mottled brown-gray-white. The surface of the seed has intricate designs. At one end of the seed is a small, spongy structure called the caruncle.



TABLE 3-4: Schedule 1 Substances of the Chemical Weapons Convention

Schedule 1	(CAS registry number)
A. Toxic chemicals:	
(1) O-Alkyl (< C10, incl. cycloalkyl) alkyl (Me, Et, n-Pr or i-Pr)-phosphonofluoridates e.g. Sarin: O-Isopropyl methylphosphonofluoridate Soman: O-Pinacolyl methylphosphonofluoridate	(107-44-8) (96-64-0)
(2) O-Alkyl (< C10, incl. cycloalkyl) N,N-dialkyl (Me, Et, n-Pr or i-Pr)-phosphoramidocyanidates e.g. Tabun: O-Ethyl N,N-dimethyl phosphoramidocyanidate	(77-81-6)
(3) O-Alkyl (H or < C10, incl. cycloalkyl) S-2-dialkyl (Me, Et, n-Pr or i-Pr)-aminoethyl alkyl (Me, Et, n-Pr or i-Pr)-phosphonothiolates and corresponding alkylated or protonated salts e.g. VX: O-Ethyl S-2-diisopropylaminoethyl methyl phosphonothiolate	(50782-69-9)
(4) Sulfur mustards: 2-Chloroethylchloromethylsulfide Mustard gas: Bis(2-chloroethyl)sulfide Bis(2-chloroethylthio)methane Sesquimustard: 1,2-Bis(2-chloroethylthio)ethane 1,3-Bis(2-chloroethylthio)-n-propane 1,4-Bis(2-chloroethylthio)-n-butane 1,5-Bis(2-chloroethylthio)-n-pentane Bis(2-chloroethylthiomethyl)ether O-Mustard: Bis(2-chloroethylthioethyl)ether	(2625-76-5) (505-60-2) (63869-13-6) (3563-36-8) (63905-10-2) (142868-93-7) (142868-94-8) (63918-90-1) (63918-89-8)
(5) Lewisites: Lewisite 1: 2-Chlorovinylchloroarsine Lewisite 2: Bis(2-chlorovinyl)chloroarsine Lewisite 3: Tris(2-chlorovinyl)arsine	(541-25-3) (40334-69-8) (40334-70-1)
(6) Nitrogen mustards: HN1: Bis(2-chloroethyl)ethylamine HN2: Bis(2-chloroethyl)methylamine HN3: Tris(2-chloroethyl)amine	(538-07-8) (51-75-2) (555-77-1)
(7) Saxitoxin	(35523-89-8)
(8) Ricin	(9009-86-3)
B. Precursors:	
(9) Alkyl (Me, Et, n-Pr or i-Pr) phosphonyldifluorides e.g. DF: Methylphosphonyldifluoride	(676-99-3)
(10) O-Alkyl (H or < C10, incl. cycloalkyl) O-2-dialkyl (Me, Et, n-Pr or i-Pr)-aminoethyl alkyl (Me, Et, n-Pr or i-Pr) phosphonites and corresponding alkylated or protonated salts e.g. QL: O-Ethyl O-2-diisopropylaminoethyl methylphosphonite	(57856-11-8)
(11) Chlorosarin: O-Isopropyl methylphosphonochloridate	(1445-76-7)
(12) Chlorosoman: O-Pinacolyl methylphosphonochloridate	(7040-57-5)

Reference

Reference Tables

Chestnut (*Castanea* spp.)

Chestnuts are regulated to prevent the entry of *Curculio elephas*, *C. nuncum*, *Cydia splendana*, and *Hemimene juliana*. Use [Table 3-5](#) to regulate chestnuts.

TABLE 3-5: Chestnuts (*Castanea* spp.)

If harvested in:	And destined to:	And:	Then:	Authority:
Canada			INSPECT and RELEASE	7CFR 319.56-11
Korea		Is accompanied by a PPQ Form 203 ¹ endorsed by a PPQ officer in Korea	RELEASE	
		Lacks an endorsed PPQ Form 203	1. REQUIRE an import permit ² under 7CFR 319.56 2. REQUIRE T101-t-1 3. HOLD consignment 4. CONTACT a PPQ officer through proper channels	
Mexico			INSPECT and RELEASE	
Country other than listed above	Guam or Northern Mariana Islands		INSPECT and RELEASE	7CFR 330.105
	Other than Guam or Northern Mariana Islands		1. REQUIRE an import permit ² under 7CFR 319.56 2. REQUIRE T101-t-1 3. HOLD consignment 4. CONTACT PPQ through proper channels	7CFR 319.56-11

- 1 PPQ Form 203 is a Foreign Site Certificate of Inspection and/or Treatment.
- 2 If the importer lacks an import permit and the consignment is noncommercial that can be inspected 100 percent, then the permit requirements may be waived. Otherwise, HOLD the consignment and direct the importer to apply for a permit. Refer to [Plant and Plant Products Permits](#) for instructions and information about permits.

Citrus (Rutaceae)

The citrus family of Rutaceae includes all species of the subfamilies Aurantioideae, Rutoideae, and Toddalioidae. A list of all genera and species of citrus is provided in the GRIN database. For directions for how to access GRIN and other related databases, see [Identification of Protected Plants and Genera of Taxa Regulated Higher Than Genus](#). Citrus seeds are regulated from all countries to prevent the entry of seed borne citrus diseases. Therefore, REQUIRE an import permit under 7CFR 319.37. If the importer lacks an import permit and the consignment is noncommercial that can be inspected 100 percent, then the import permit requirement may be waived. Otherwise, HOLD the consignment and DIRECT the importer to apply for an import permit. Refer to [Plant and Plant Products Permits](#) for instructions and information about permits. Your authority is 7CFR 319.37.

Coconut (*Cocos nucifera*)

Coconuts are regulated to prevent the entry of lethal yellowing and cadang disease. Begin at [Table 3-6](#) to regulate coconuts.

TABLE 3-6: Coconut (*Cocos nucifera*)

If harvested in:	And the consignment:	Then:	Authority:
◆ Costa Rica ◆ Jamaica	Is accompanied by a Costa Rican or Jamaican phytosanitary certificate stating that the coconuts are Malayan dwarf or Maypan variety	INSPECT and RELEASE (no import permit required)	7CFR 319.56
	Lacks the phytosanitary certificate described above	GO to Table 3-7	
Country other than listed above	—————→		

TABLE 3-7: Coconut From OTHER THAN Costa Rica or Jamaica (*Cocos nucifera*)

If the coconuts:	And:	And the coconuts:	And:	And:	Then:	Authority:
Have liquid	Any portion of the husks is present	Are immature	You can verify the coconuts were harvested in Thailand	The green, outer shell surface of the husks have been removed	INSPECT and RELEASE	7CFR 319.56
				The green, outer shell surface of the husks have not been removed	PROHIBIT ENTRY	7CFR 319.37
		You cannot verify that the coconuts were harvested in Thailand or they were harvested in other than Thailand	—————→			
	Are mature	—————→				
The husks were completely removed		Have sprouted	No sprout shows its first true leaves ¹	Fewer than 10 percent of the coconuts have sprouted	INSPECT and RELEASE	7CFR 319.56
				Ten percent or more of the coconuts have sprouted	◆ GIVE the importer an opportunity to cull the sprouted coconuts and devitalize, or	7CFR 319.37
		One or more of the sprouts show their first true leaves ¹	—————→	◆ PROHIBIT ENTRY		
	Have not sprouted	—————→		INSPECT and RELEASE	7CFR 319.56	
Lack liquid				—————→		

1 Coconuts first produce a hard sheathlike sprout which after growing 3 to 5 inches, splits allowing true leaves to emerge.

Coffee, green unroasted (cafe, java, *Coffea* spp.)

Coffee is regulated to prevent the entry of Mediterranean fruit fly (*Ceratitis capitata*), coffee berry borer (*Hypothenemus hampei*), and *Hemileia vastatrix* that is an injurious rust disease of coffee. Use [Table 3-8](#) to regulate green unroasted coffee.

TABLE 3-8: Coffee, green unroasted (cafe, java, *Coffea* spp.)

If the consignment is destined to:	And the consignment is:	And the consignment is:	And the coffee is:	Then:	Authority:	
<ul style="list-style-type: none"> ◆ Alaska ◆ Continental United States ◆ Guam ◆ Northern Mariana Islands ◆ U.S. Virgin Islands 	Samples	Transiting Hawaii or Puerto Rico	Packaged to prevent the escape of plant pests	ALLOW sample to move forward	7CFR 319.73	
			Not packaged to prevent the escape of plant pests	1. REPACKAGE samples to prevent the escape of plant pests 2. ALLOW samples to move forward		
	Other than samples	Transiting Hawaii or Puerto Rico	Not transiting Hawaii or Puerto Rico	→		INSPECT and RELEASE
			Not transiting Hawaii or Puerto Rico	→		◆ PROHIBIT ENTRY ◆ DO NOT allow coffee to be discharged from the carrier
<ul style="list-style-type: none"> ◆ Hawaii ◆ Puerto Rico 			→	INSPECT and RELEASE		
			→	PROHIBIT ENTRY		

Reference

Reference Tables

Corn (*Zea mays*) and closely related plants

The closely related plants to corn include *Chionachne* spp., *Coix* spp., *Echinochloa* spp., *Eleusine* spp., *Euchleana* spp., *Miscanthus* spp., *Panicum* spp., *Pennisetum* spp., *Polytoca* spp., *Sclerachne* spp., *Setaria* spp., *Sorghum* spp., *Trilobachne* spp., and *Tripsacum* spp.

Corn and its relatives are regulated to prevent the entry of exotic plant diseases including *Peronospora maydis*, *Sclerospora sacchari*, and other downy mildews; also *Physoderma zae-maydis* and *P. maydis*.

Millets, close relatives of corn, are regulated to prevent the entry of exotic plant diseases including *Peronospora maydis*, *Sclerospora sacchari*, and other downy mildews; also *Physoderma zae-maydis* and *P. maydis*.

Pennisetum, a close relative of corn, is regulated to prevent the entry of exotic plant diseases.

Begin at **Table 3-9** to regulate seed importations of corn and closely related plants. As plant contaminants, GO to **Table 2-8** in the *Procedures* chapter of this manual.

TABLE 3-9: Corn and Closely Related Plants (*Zea mays*)

If destined to:	And the seeds are:	And the outer shells are:	Then:	Authority:
◆ Guam			INSPECT and RELEASE	7CFR 319.37
◆ Northern Mariana Islands		→		
State or territory other than listed above	Corn (<i>Zea Mays</i>)	→	GO to Table 3-10	
	◆ Adlay (<i>Coix</i> spp.)	Removed ¹	INSPECT and RELEASE	7CFR 319.24
	◆ Jacob's tears (<i>Coix lacryrma</i>)	Intact ²	GO to Table 3-11	7CFR 319.41
	Millets of:	→	GO to Table 3-12	
	◆ <i>Echinochloa</i> spp.			
	◆ <i>Eleusine</i> spp.			
	◆ <i>Panicum</i> spp.			
	◆ <i>Setaria</i> spp.			
	Millet of <i>Pennisetum</i> spp.	→	GO to Table 3-13	
	Corn relatives other than listed above	→	GO to Table 3-11	

1 The remaining seed is grooved and about the size of a kernel of popcorn or smaller.

2 Looks like a lacquered teardrop, slightly larger than a kernel of field corn.

TABLE 3-10: Corn (*Zea mays*) (from Table 3-8)

If harvested in:	Then:	Authority:
Africa (all countries) ¹ , Armenia, Australia, Azerbaijan, Bangladesh, Belarus, Bhutan, Brunei, Bulgaria, Cambodia, China, Estonia, Georgia, Hong Kong, India, Indonesia, Japan and adjacent islands, Kazakhstan, Kyrgyzstan, Laos, Latvia, Lithuania, Malaysia, Moldova, Mongolia, Myanmar, Nepal, North Korea, Oceania, Pakistan, Papua New Guinea, Philippines, Russia, Singapore, Sri Lanka, South Korea, Taiwan (Province of China), Tajikistan, Thailand, Timor-Leste, Turkmenistan, Ukraine, Uzbekistan, or Vietnam	1. PROHIBIT ENTRY 2. REFER all requests for import permits at web site address: Plant and Plant Products Permits or at 1-877-770-5990 as importations are allowed only under Departmental permit for scientific purposes	7CFR 319.24 7CFR 319.41
Country or region other than listed above	1. REQUIRE an import permit ² under 7CFR 319.41 2. INSPECT and RELEASE	7CFR 319.41

1 Algeria, Angola, Benin, Botswana, Burkina Faso, Burundi, Cameroun, Cape Verde, Central African Republic, Chad, Comoros, Congo, Republic of, Congo, Democratic Republic of The, Cote d'Ivoire, Djibouti, Egypt, Equatorial Guinea, Eritrea, Ethiopia, Gabon, The Gambia, Ghana, Guinea, Guinea-Bissau, Kenya, Lesotho, Liberia, Libya, Madagascar, Malawi, Mali, Mauritania, Mauritius, Morocco, Mozambique, Namibia, Niger, Nigeria, Rwanda, Sao Tome and Principe, Senegal, Seychelles, Sierra Leone, Somalia, South Africa, Sudan, Swaziland, Tanzania, Togo, Tunisia, Uganda, Zambia, Zimbabwe

2 If the importer lacks an import permit and the consignment is noncommercial that can be inspected 100 percent, then the permit requirements may be waived. Otherwise, HOLD the consignment and direct the importer to apply for a permit. Refer to [Plant and Plant Products Permits](#) for instructions and information about permits.

TABLE 3-11: Adlay with shell (*Coix spp.*) Jacob's tears with shell (*Coix lacryma*) and Corn Relatives (*Chionachne spp.*, *Euchleana spp.*, *Miscanthus spp.*, *Polytoca spp.*, *Sclerachne spp.*, *Sorghum spp.*, *Trilobachne spp.*, or *Tripsacum spp.*) (from Table 3-8)

If the seeds were harvested in:	Then:	Authority:
Africa (all countries) ¹ , Armenia, Australia, Azerbaijan, Bangladesh, Belarus, Bhutan, Brazil, Brunei, Bulgaria, Cambodia, China, Estonia, Georgia, Hong Kong, India, Indonesia, Japan and adjacent islands, Kazakhstan, Kyrgyzstan, Laos, Latvia, Lithuania, Malaysia, Moldova, Mongolia, Myanmar, Nepal, New Zealand, North Korea, Oceania, Pakistan, Papua New Guinea, Philippines, Russia, Singapore, Sri Lanka, South Korea, Taiwan (Province of China), Tajikistan, Thailand, Timor-Leste, Turkmenistan, Ukraine, Uzbekistan, or Vietnam	1. PROHIBIT ENTRY 2. REFER all requests for import permits at web site address: http://www.aphis.usda.gov/permits/ppq_epermits.shtml or at 1-877-770-5990 as importations are allowed only under Departmental permit for scientific purposes	7CFR 319.24 7CFR 319.41
Country or region other than listed above	1. REQUIRE an import permit ² under 7CFR 319.41 2. INSPECT and RELEASE	7CFR 319.41

1 Algeria, Angola, Benin, Botswana, Burkina Faso, Burundi, Cameroun, Cape Verde, Central African Republic, Chad, Comoros, Congo, Republic of, Congo, Democratic Republic of The, Cote d'Ivoire, Djibouti, Egypt, Equatorial Guinea, Eritrea, Ethiopia, Gabon, The Gambia, Ghana, Guinea, Guinea-Bissau, Kenya, Lesotho, Liberia, Libya, Madagascar, Malawi, Mali, Mauritania, Mauritius, Morocco, Mozambique, Namibia, Niger, Nigeria, Rwanda, Sao Tome and Principe, Senegal, Seychelles, Sierra Leone, Somalia, South Africa, Sudan, Swaziland, Tanzania, Togo, Tunisia, Uganda, Zambia, Zimbabwe

2 If the importer lacks an import permit and the consignment is noncommercial that can be inspected 100 percent, then the permit requirements may be waived. Otherwise, HOLD the consignment and direct the importer to apply for a permit. Refer to [Plant and Plant Products Permits](#) for instructions and information about permits.

Reference

Reference Tables

TABLE 3-12: Millets of *Echinochloa* spp., *Eleusine* spp., *Panicum* spp., and *Setaria* spp. (from Table 3-8)

If the millets were harvested in:	And the genus and species is:	And the importer:	Then:	Authority:
Africa (all countries) ¹ , Armenia, Australia, Azerbaijan, Bangladesh, Belarus, Bhutan, Brazil, Brunei, Bulgaria, Cambodia, China, Estonia, Georgia, Hong Kong, India, Indonesia, Japan and adjacent islands, Kazakhstan, Kyrgyzstan, Laos, Latvia, Lithuania, Malaysia, Moldova, Mongolia, Myanmar, Nepal, New Zealand, North Korea, Oceania, Pakistan, Papua New Guinea, Philippines, Russia, Singapore, Sri Lanka, South Korea, Tajikistan, Taiwan (Province of China), Thailand, Timor-Leste, Turkmenistan, Ukraine, Uzbekistan, or Vietnam			1. PROHIBIT ENTRY 2. REFER all requests for import permits at web site address: Plant and Plant Products Permits or at 1-877-770-5990 as importations are allowed only under Departmental permit for scientific purposes	7CFR 319.24
Country or region other than listed above	<i>Setaria pallidifusca</i>	Has a validated PPQ Form 526 ²	RELEASE or CONTROL as specified on the import permit	7CFR 360
A genus and species other than listed above		Lacks a validated permit	1. PROHIBIT ENTRY 2. REFER all requests for import permits at web site address: http://www.aphis.usda.gov/permits/ppq_epermits.shtml or at 1-877-770-5990 as importations are allowed only under Departmental permit for scientific purposes	7CFR 319.41
			1. REQUIRE an import permit ³ under 7CFR 319.41 2. INSPECT and RELEASE	

1 Algeria, Angola, Benin, Botswana, Burkina Faso, Burundi, Cameroun, Cape Verde, Central African Republic, Chad, Comoros, Congo, Republic of, Congo, Democratic Republic of The, Cote d'Ivoire, Djibouti, Egypt, Equatorial Guinea, Eritrea, Ethiopia, Gabon, The Gambia, Ghana, Guinea, Guinea-Bissau, Kenya, Lesotho, Liberia, Libya, Madagascar, Malawi, Mali, Mauritania, Mauritius, Morocco, Mozambique, Namibia, Niger, Nigeria, Rwanda, Sao Tome and Principe, Senegal, Seychelles, Sierra Leone, Somalia, South Africa, Sudan, Swaziland, Tanzania, Togo, Tunisia, Uganda, Zambia, Zimbabwe

2 PPQ Form 526, Application to Move Live Plant Pests and Noxious Weeds.

3 If the importer lacks an import permit and the consignment is noncommercial that can be inspected 100 percent, then the permit requirements may be waived. Otherwise, HOLD the consignment and direct the importer to apply for a permit. Refer to [Plant and Plant Products Permits](#) for instructions and information about permits.

TABLE 3-13: Millets of *Pennisetum* spp. (from Table 3-8)

If harvested in:	And the species is:	And:	Then:	Authority:
Africa (all countries) ¹ , Armenia, Azerbaijan, Bangladesh, Belarus, Bhutan, Brazil, Brunei, Bulgaria, Cambodia, China, Estonia, Georgia, Hong Kong, India, Indonesia, Japan and adjacent islands, Kazakhstan, Kyrgyzstan, Laos, Latvia, Lithuania, Malaysia, Moldova, Mongolia, Myanmar, Nepal, New Zealand, North Korea, Oceania, Pakistan, Papua New Guinea, Philippines, Russia, Singapore, South Korea, Sri Lanka, Tajikstan, Taiwan (Province of China), Thailand, Timor-Leste, Turkmenistan, Ukraine, Uzbekistan, or Vietnam			1. PROHIBIT ENTRY 2. REFER all requests for import permits at web site address: http://www.aphis.usda.gov/permits/ppq_epermits.shtml or at 1-877-770-5990 as importations are allowed only under Departmental permit for scientific purposes	7CFR 319.24
Australia	<ul style="list-style-type: none"> ◆ <i>Pennisetum clandestinum</i> ◆ <i>P. macrorum</i> ◆ <i>P. pedicellatum</i> ◆ <i>P. polystachion</i> 	<p>Has a validated PPQ Form 526²</p> <p>Lacks a validated permit</p>	<p>RELEASE or CONTROL as specified on the import permit</p> <p>1. PROHIBIT ENTRY 2. REFER all requests for import permits at web site address: http://www.aphis.usda.gov/permits/ppq_epermits.shtml or at 1-877-770-5990 as importations are allowed only under Departmental permit for scientific purposes</p>	7CFR 360
	A species of <i>Pennisetum</i> other than one listed above		1. REQUIRE an import permit ³ under 7CFR 319.41 2. INSPECT and RELEASE	7CFR 319.41
Country or region other than listed above	<ul style="list-style-type: none"> ◆ <i>Pennisetum clandestinum</i> ◆ <i>P. macrorum</i> ◆ <i>P. pedicellatum</i> ◆ <i>P. polystachion</i> 	<p>Has a validated PPQ Form 526²</p> <p>Lacks a validated permit</p>	<p>RELEASE or CONTROL as specified on the import permit</p> <p>1. PROHIBIT ENTRY 2. REFER all requests for import permits at web site address: http://www.aphis.usda.gov/permits/ppq_epermits.shtml or at 1-877-770-5990 as importations are allowed only under Departmental permit for scientific purposes</p>	7CFR 360
	A species of <i>Pennisetum</i> other than one listed above		1. REQUIRE an import permit ³ under 7CFR 319.41 2. INSPECT and RELEASE	7CFR 319.41

Reference

Reference Tables

- 1 Algeria, Angola, Benin, Botswana, Burkina Faso, Burundi, Cameroun, Cape Verde, Central African Republic, Chad, Comoros, Congo, Republic of, Congo, Democratic Republic of The, Cote d'Ivoire, Djibouti, Egypt, Equatorial Guinea, Eritrea, Ethiopia, Gabon, The Gambia, Ghana, Guinea, Guinea-Bissau, Kenya, Lesotho, Liberia, Libya, Madagascar, Malawi, Mali, Mauritania, Mauritius, Morocco, Mozambique, Namibia, Niger, Nigeria, Rwanda, Sao Tome and Principe, Senegal, Seychelles, Sierra Leone, Somalia, South Africa, Sudan, Swaziland, Tanzania, Togo, Tunisia, Uganda, Zambia, Zimbabwe
- 2 PPQ Form 526, Application to Move Live Plant Pests and Noxious Weeds.
- 3 If the importer lacks an import permit and the consignment is noncommercial that can be inspected 100 percent, then the permit requirements may be waived. Otherwise, HOLD the consignment and direct the importer to apply for a permit. Refer to [Plant and Plant Products Permits](#) for instructions and information about permits.

Cotton (*Gossypium* spp.)

Cottonseed are regulated to prevent the entry of pink bollworm, *Pectinophora gossypiella*. Use [Table 3-14](#) to regulate cotton seeds.

TABLE 3-14: Cotton (*Gossypium* spp.)

If destined to:	And the seeds are:	And the consignment is destined to:	And the consignment weighs:	Then:	Authority:
◆ Guam				INSPECT and RELEASE	7CFR 319.8
◆ Northern Mariana Islands					
State or territory other than listed above	Smooth (acid delinted)				
	Fuzzy (not acid delinted)	A port of entry south of Norfolk, Virginia	50 pounds or less	1. REQUIRE T301 2. HOLD consignment 3. CONTACT PPQ through proper channels	
			More than 50 pounds	PROHIBIT ENTRY	
		Norfolk, Virginia or a port of entry north of Norfolk		1. REQUIRE T301 2. HOLD consignment 3. CONTACT PPQ through proper channels	

Reference

Reference Tables

Cucurbits (melon, cucumber, pumpkin, squash, Cucurbitaceae)

Cucurbit seeds are regulated when originating in khapra beetle endemic countries to prevent the entry of khapra beetle, *Trogoderma granarium*. Use [Table 3-15](#) to regulate seeds of cucurbits (Cucurbitaceae²).

TABLE 3-15: Cucurbits (melon, cucumber, pumpkin, squash, Cucurbitaceae)

If consignment weighs:	And the cucurbit seeds were harvested in:	Then:	Authority:
2 ounces or less	—————→	INSPECT and RELEASE	7CFR 330.105
More than 2 ounces	Afghanistan, Algeria, Bangladesh, Burkina Faso, Cyprus, Egypt, India, Iran, Iraq, Israel, Libya, Mali, Mauritania, Morocco, Myanmar, Niger, Nigeria, Pakistan, Saudi Arabia, Senegal, Sri Lanka, Sudan, Syria, Tunisia, or Turkey	1. REQUIRE an import permit ¹ under 7CFR 319.75 and a phytosanitary certificate ² 2. REQUIRE T302-c 3. HOLD consignment 4. CONTACT PPQ through proper channels	7CFR 319.75
	Country other than listed above	INSPECT and RELEASE	7CFR 330.105

- 1 If the importer lacks an import permit and the consignment is noncommercial that can be inspected 100 percent, then the permit requirements may be waived. Otherwise, HOLD the consignment and direct the importer to apply for a permit. Refer to [Plant and Plant Products Permits](#) for instructions and information about permits.
- 2 Do **not** PROHIBIT ENTRY if the importer lacks a phytosanitary certificate.

2 A list of all genera and species of cucurbits is provided in the GRIN database. For directions for how to access GRIN and other related databases, see [Identification of Protected Plants and Genera of Taxa Regulated Higher Than Genus](#).

Cumin (*Cuminum cyminum*)

Cumin seeds in jute or burlap bagging from khapra beetle endemic countries are regulated to prevent the entry of khapra beetle, *Trogoderma granarium*. Use [Table 3-16](#) to regulate cumin seeds.

TABLE 3-16: Cumin (*Cuminum cyminum*)

If the seeds were harvested in:	And were bagged in:	Then:	Authority:
Pakistan	Jute or burlap (new or used)	1. REQUIRE an import permit ¹ under 7CFR 319.75 and a phytosanitary certificate ² 2. REQUIRE T302-c 3. HOLD consignment 4. CONTACT PPQ through proper channels	7CFR 319.75
	Neither jute nor burlap	INSPECT and RELEASE	7CFR 330.105
Afghanistan, Algeria, Bangladesh, Burkina Faso, Cyprus, Egypt, India, Iran, Iraq, Israel, Libya, Mali, Mauritania, Morocco, Myanmar, Niger, Nigeria, Saudi Arabia, Senegal, Sri Lanka, Sudan, Syria, Tunisia, or Turkey	Used jute or burlap	1. REQUIRE an import permit ¹ under 7CFR 319.75 2. REQUIRE T302-c 3. HOLD consignment 4. CONTACT PPQ through proper channels	7CFR 319.75
	New jute or burlap or any other material	INSPECT and RELEASE	7CFR 330.105
Country other than listed above	—————▶		

- 1 If the importer lacks an import permit and the consignment is noncommercial that can be inspected 100 percent, then the permit requirements may be waived. Otherwise, HOLD the consignment and direct the importer to apply for a permit. Refer to [Plant and Plant Products Permits](#) for instructions and information about permits.
- 2 Do **not** PROHIBIT ENTRY if the importer lacks a phytosanitary certificate.

Reference

Reference Tables

Cut Grass, Catch-fly Grass, White Grass (*Leersia* spp.)

PROHIBIT ENTRY to grass seeds (*Leersia* spp.). Your authority is 7CR 319.37.

Dodder (*Cuscuta* spp.)

PROHIBIT ENTRY: *Cuscuta* spp. are parasitic plant pests. Non-indigenous species are also Federal noxious weeds. Dodder seeds may be found in herbal medicine consignments and labeled as “*Semen cuscutae, Cuscutae japonica, Cuscuta chinensis* or *Tu Si Zi*.” If the seeds have been processed into cakes or some other form, USE the *Miscellaneous and Processed Products Manual*.

Reference

Reference Tables

Elm (*Ulmus spp.*)

Elm seeds are regulated to prevent the entry of the elm mottle virus. Use [Table 3-17](#) to regulate elm seeds.

TABLE 3-17: Elm (*Ulmus spp.*)

If harvested in:	Then:	Authority:
Europe ¹	PROHIBIT ENTRY	7CFR 319.37
Other than Europe	INSPECT and RELEASE	

1 The recognized countries of Europe, not dependencies and/or territories are as follows: Albania, Andorra, Armenia, Austria, Azerbaijan, Belarus, Belgium, Bosnia and Herzegovina, Bulgaria, Croatia, Cyprus, Czech Republic, Denmark, Estonia, Finland, France, Georgia, Germany, Greece, Hungary, Iceland, Ireland, Italy, Latvia, Liechtenstein, Lithuania, Luxembourg, Macedonia, Malta, Moldova, Monaco, Netherlands, Norway, Poland, Portugal, Romania, San Marino, Serbia and Montenegro (formerly Yugoslavia), Slovakia, Slovenia, Spain, Sweden, Switzerland, Ukraine, United Kingdom, Vatican City.

Faba Bean (Horsebeans, *Vicia faba*)

Faba beans are regulated to prevent the entry of seed weevils, Bruchidae. Begin at [Table 3-18](#) to regulate faba beans.

TABLE 3-18: Faba Bean (horsebeans, *Vicia faba*)

If harvested in:	Then:	Authority:
Canada	INSPECT and RELEASE	7CFR 319.105
Anguilla, Antigua and Barbuda, Argentina, Bahamas, Barbados, Belize, Bolivia, Brazil, British Virgin Islands, Cayman Islands, Chile, Colombia, Costa Rica, Cuba, Dominica, Dominican Republic, Ecuador, El Salvador, Falkland Islands (Islas Malvinas), French Guiana, Grenada, Guadeloupe, Guatemala, Guyana, Haiti, Honduras, Jamaica, Martinique, Mexico, Montserrat, Nicaragua, Panama, Paraguay, Peru, Saint Barthélemy, St. Eustatius, St. Kitts and Nevis, St. Lucia, St. Martin, St. Vincent and the Grenadines, South Georgia and the South Sandwich Islands, Suriname, Turks and Caicos Islands, Uruguay, or Venezuela (countries in Central America, North America and the West Indies)	INSPECT and RELEASE	7CFR 319.37
Country or region other than listed above	GO to Table 3-19	

TABLE 3-19: Faba Bean (*Vicia faba*) from OTHER THAN Canada, Central America, Mexico, South America, and the West Indies (from Table 3-17)

If the consignment weighs:	And the consignment is a:	And there are:	Then:	Authority:
1 pound or less	_____	→	INSPECT and RELEASE	7CFR 319.56
More than 1 pound	Sample or non-commercial lot	→	1. REQUIRE an import permit ¹ under 7CFR 319.56 2. REQUIRE T101-c-2 or T101-d-2 3. HOLD consignment 4. CONTACT PPQ through proper channels	
	Commercial lot	No whole seeds in the consignment Whole seed in the consignment		

1 If the importer lacks an import permit and the consignment is noncommercial that can be inspected 100 percent, then the permit requirements may be waived. Otherwise, HOLD the consignment and direct the importer to apply for a permit. Refer to [Plant and Plant Products Permits](#) for instructions and information about permits.

Reference

Reference Tables

Goatgrass (*Aegilops* spp. and its intergeneric crosses)

Wheat and its relatives are regulated to prevent the entry of injurious pests and pathogens. Use [Table 3-20](#) to regulate seeds of *Aegilops* spp. and its intergeneric crosses. See also [Wheat \(*Triticum* spp. and its intergeneric crosses\)](#).



Confirm the origin of the grain as grain is transshipped from many ports. The port of transshipment **does not** necessarily reflect the country in which the grain was harvested.

TABLE 3-20: Goatgrass (*Aegilops* spp. and its intergeneric crosses)

If the seeds are destined to:	And the seeds were harvested in:	And the consignment is:	Then:	Authority
Guam		→	INSPECT and RELEASE	7CFR 330.105
A State or territory other than Guam	Mexico	Accompanied by a phytosanitary certificate listing the state of origin of the goat grass and an additional declaration stating that “The grain originated in an area where Karnal bunt is not known to occur ¹ , as attested to by either survey results, or by testing for bunted kernels or spores”	INSPECT and RELEASE	7CFR 319.59
		Lacking the certification specified in the cell above	PROHIBIT ENTRY	
	Afghanistan, Algeria, Armenia, Australia, Azerbaijan, Bangladesh, Belarus, Bulgaria, Chile, China, Cyprus, Egypt, Estonia, Falkland Islands, Georgia, Greece, Guatemala, Hungary, India, Iran, Iraq, Israel, Italy, Japan, Kazakhstan, Kyrgyzstan, Latvia, Libya, Lithuania, Moldova, Morocco, Nepal, North Korea, Oman, Pakistan, Portugal, Romania, Russia, Spain, Tajikistan, Tanzania, Tunisia, Turkey, Turkmenistan, South Africa, South Korea, Ukraine, Uzbekistan, or Venezuela	→		
A country other than listed above		→	INSPECT and RELEASE	7CFR 330.105

1 The areas where Karnal bunt is **not** known to occur include the states of Chihuahua, Guanajuato, Jalisco, Michoacan, Queretaro and the Mexicali valley of Baja California and Sonora

Hemp/Marijuana (*Cannabis sativa*)

Marijuana seed is prohibited since it can be used to grow marijuana plants, the source of a depressant drug that slows down messages being sent to the brain and the central nervous system.

TABLE 3-21: Hemp/Marijuana (*Cannabis sativa*)

If you:	Then:
Can confirm that the seeds are hemp ¹ (<i>Cannabis sativa</i> ssp. <i>sativa</i>)	INSPECT AND RELEASE
Can confirm that the seeds are marijuana ² (<i>Cannabis sativa</i> ssp. <i>indica</i>)	1. PROHIBIT ENTRY for marijuana is a Schedule 1 Controlled Substance 2. CONTACT A SUPERVISOR for possible prosecution
Cannot confirm the identity of the seeds ³	CONTACT CBP AI

- 1 Hemp seeds may be used as a cereal (much like oatmeal), for the extraction of oil, and as an ingredient in birdseed.
- 2 Other names for Marijuana include Indian hemp, hash, and hashish.
- 3 Both hemp and marijuana seeds have the appearance of a netted basketball.



Reference

Reference Tables

Hibiscus (*Hibiscus* spp.)

Hibiscus seed, like those of cotton seed, are regulated to prevent the entry of pink bollworm, *Pectinophora gossypiella*. Use [Table 3-22](#) to regulate consignments of hibiscus seed.

TABLE 3-22: Hibiscus (includes seed of kenaf, mallow, roselle, and sorrel)

If the consignment is for:	Then:	Authority:
Food or feed	PROHIBIT ENTRY	7CFR 319.08
Analytical, industrial, or other nonfood use	<ol style="list-style-type: none">1. REQUIRE T302-d2. HOLD the consignment3. CONTACT a PPQ officer through proper channels	7CFR 319.37

Jequirity-bean (*Abrus precatorius*)

Jequirity-beans are prohibited since they are the most deadly seeds on earth and the source for abrin. Abrin is a poison found naturally in jequirity-beans. Abrin is much more poisonous than ricin, the toxin produced by the castor-bean. Abrin is a substance banned by the Biological and Toxin Weapons Convention (BTWC).

TABLE 3-23: Jequirity-bean (*Abrus precatorius*)

If you:	And the seeds are:	Then:	Authority:
Can confirm that the seeds are Jequirity-bean ¹ (<i>Abrus precatorius</i>) ²	In the form of a handcraft accompanying a traveler (for example, strung in a necklace or a rosary)	1. ALLOW the traveler to have the handcraft 2. WARN them that poisoning can occur if the seeds are chewed or swallowed 3. GIVE them the opportunity to abandon the handcraft to you	7CFR 330.105
	Not as above	1. PROHIBIT ENTRY 2. ENTER seizure into CBP systems of record	Material is moving in violation of the the Biological and Toxin Weapons Convention (BTWC) for abrin ³
Cannot confirm the identity of the seeds	—————→	CONTACT CBP AI	

- 1 Jequirity-beans are also called crab's-eye, love-bean, lucky-bean, minnie-minnies prayer-beads, and rosary-pea.
- 2 Jequirity-beans are 0.6 cm long (although length may vary), and oval-shaped. The seed is usually bright scarlet, and has a jet-black spot surrounding the hilum which is the point of attachment. The seed coat is smooth and glossy.



- 3 Abrin is a substances which can either be used as a chemical weapons itself or be used in the manufacture of chemical weapons.

Reference

Reference Tables

Kola Nut (cola nut, *Cola* spp.)

Kola nuts are host to fruit flies (the pod) and various seed boring weevils (the nut). Use [Table 3-24](#) to regulate kola nuts.

TABLE 3-24: Kola Nut (cola nut, *Cola* spp.)

If the consignment is:	Then:	Authority:
Solely the nuts (fresh or dry)	INSPECT and RELEASE	7CFR 330.106
◆ The nuts within its pod (fruit)	GO to the <i>Fruits and Vegetables Import Manual</i> to regulate the kola nuts as fresh fruits	7CFR 319.56
◆ The nuts with pulp attached		

Lentils (*Lens* spp.)

Lentils are regulated to prevent the entry of seed weevils (Bruchidae) and injurious rust diseases. Begin at [Table 3-25](#) to regulate lentils.

TABLE 3-25: Lentils (*Lens* spp.)

If harvested in:	Then:	Authority:
Antigua and Barbuda, Bahamas, Barbados, Belize, British Virgin Islands, Canada, Cayman Islands, Costa Rica, Cuba, Dominica, Dominican Republic, El Salvador, Grenada, Guadeloupe, Guatemala, Haiti, Honduras, Jamaica, Martinique, Mexico, Montserrat, Nicaragua, Panama, Saint Barthélemy, St. Martin, St. Vincent and the Grenadines, St. Lucia, St. Eustatius, St. Kitts and Nevis, or the Turks and Caicos Islands (countries in Central America, North America, and the West Indies)	INSPECT and RELEASE	7CFR 319.37
Argentina, Bolivia, Brazil, Chile, Colombia, Ecuador, Falkland Islands (Islas Malvinas), French Guiana, Guyana, Paraguay, Peru, South Georgia and the South Sandwich Islands, Suriname, Uruguay, or Venezuela (countries of South America)	PROHIBIT ENTRY to prevent the entry of <i>Uromyces viciae-fabae</i>	
Country or region other than listed above	GO to Table 3-26	

TABLE 3-26: Lentils (*Lens* spp.) from OTHER THAN Canada, Central America, Mexico, South America, or West Indies (from [Table 3-25](#))

If the consignment weighs:	And the consignment is a:	And there are:	Then:	Authority:
1 pound or less		→	INSPECT AND RELEASE	7CFR 319.37
More than 1 pound	Sample or non-commercial lot	→	1. HOLD consignment 2. REQUIRE T101-e-1 3. CONTACT PPQ through proper channels	
	Commercial lot	No whole seeds in the consignment ¹ Whole seeds in the consignment		

¹ Decorticated (outer covering removed) lentils are **not** whole


Reference

Reference Tables

Macadamia Nut (*Macadamia* spp.)

Macadamia nuts are regulated to prevent the entry of general feeders, specifically Lepidoptera. Use [Table 3-27](#) to regulate macadamia nuts.

TABLE 3-27: Macadamia Nut (*Macadamia* spp.)

If the nuts have:	And the nuts were harvested in:	Then:	Authority:
Husks or shells	St. Eustatius	1. REQUIRE an import permit ¹ under 7CFR 319.56 2. INSPECT and RELEASE	7CFR 319.56
	Other than St. Eustatius	PROHIBIT ENTRY	
No husks and no shells		INSPECT and RELEASE	7CFR 330.105

- 1 If the importer lacks an import permit and the consignment is noncommercial that can be inspected 100 percent, then the permit requirements may be waived. Otherwise, HOLD the consignment and direct the importer to apply for a permit. Refer to [Plant and Plant Products Permits](#) for instructions and information about permits.

Mahoberberis (*Mahoberberis* spp.)

Mahoberberis seeds are regulated to prevent the entry of new races of black stem rust, *Puccinia graminis* f. spp. *tritici*. Therefore, PROHIBIT ENTRY to mahoberberis seeds. Your authority is 7CFR 319.37.

Reference

Reference Tables

Mango (*Mangifera* spp.)

Mango seeds are regulated to prevent the entry of mango seed weevils, *Sternochetus* spp. Use [Table 3-28](#) to regulate mango seeds.

TABLE 3-28: Mango (*Mangifera* spp.)

If the mango seeds were harvested in:	Then:	Authority:
Anguilla, Antigua and Barbuda, Argentina, Bahamas, Belize, Bolivia, Brazil, Cayman Islands, Chile, Colombia, Costa Rica, Cuba, Dominican Republic, Ecuador, El Salvador, Falkland Islands (Islas Malvinas), Guatemala, Guyana, Haiti, Honduras, Jamaica, Nicaragua, Panama, Paraguay, Peru, Saint Barthélemy, St. Eustatius, St. Kitts and Nevis, St. Martin, South Georgia and the South Sandwich Islands, Suriname, Turks and Caicos Islands, Uruguay, or Venezuela	INSPECT and RELEASE	7CFR 330.105
A country other than listed above	PROHIBIT ENTRY ¹	7CFR 319.37

- 1 This prohibition does **not** extend to seeds of the African bush mango (*Irvingia* spp.), an entirely different plant. The seeds of the African bush mango are called ogbono, etima, odika, or dika nuts.

Mexican Jumping Beans (seeds of *Sebastiania pavoniana* or *Sebastiania bilocularis* of the family Euphorbiaceae)

Jumping beans are tan to brown seeds in which the egg of a small moth (*Cydia deshaisiana*) has been laid. It is the moth's feeding larva moving inside the seed which makes the 'beans' jump. Use the table that follows to determine admissibility:

TABLE 3-29: Mexican Jumping Beans

If your inspection reveals:	Then:	Authority:
No external pests (hitchhikers) or disease	RELEASE ¹	7CFR 330
External pests (hitchhikers) or disease	1. HOLD the consignment 2. CONTACT APHIS Identifier through proper channels	

1. The jumping bean moth larva consumes only *Sebastiania* seeds and is therefore of no economic importance as an agricultural pest. However, inform the importer or the importer's agent that the State of Hawaii lists *Cydia deshaisiana* as a prohibited species.



FIGURE 3-3: Mexican Jumping Bean 10X

Reference

Reference Tables

Millets and Pseudo-Millets (various genera)

Various cereal and forage grasses which bear an abundance of small roundish grains. Millets may be close relatives of corn are regulated to prevent the entry of exotic cereal diseases.

TABLE 3-30: Millet and Pseudo-Millets




If the grain is:	And:	And:	And there are:	Then	
Alkali treated, malted, parboiled, or pearled			→	INSPECT AND RELEASE	7CFR 330.105
Not processed as described in the cell above	A corn relative ◆ <i>Coix</i> spp ¹ ◆ <i>Echinochloa</i> spp ² ◆ <i>Eleusine</i> spp ³ ◆ <i>Panicum</i> spp ⁴ ◆ <i>Pennisetum</i> spp ⁵ ◆ <i>Setaria</i> spp ⁶ ◆ <i>Sorghum</i> spp (great millet)	Milled (hulled), such that the husk (the fibrous outer layers of the grain) is removed	28 or fewer unhulled seeds per quart of milled millet	See Table 3-9, “: Corn and Closely Related Plants (Zea mays),” on page 3-14	
			29 or more unhulled seeds per quart of milled millet		
		Unmilled	→		
	<i>Paspalum scrobiculatum</i> (bastard millet, ditch millet, kodo millet) or <i>Urochloa panicoides</i> (liverseed grass)	There are any intact embryos present	Has a Permit to Move Noxious Weeds (PPQ Form 526)		RELEASE or CONTROL as specified on the permit
		Lacks a permit		PROHIBIT ENTRY ⁷	
There are no intact embryos present		→		INSPECT AND RELEASE	7CFR 330.105
Other than a corn relative ⁸ or noxious weed listed in the two cells above		→			

- 1 Adlay millet for example
- 2 Examples include channel millet, Indian barnyard millet, Japanese barnyard millet, Japanese millet, millet Japonais, millet-rice, shama millet, and Siberian millet
- 3 Examples include African finger millet, caracan millet, finger millet, wild finger millet,
- 4 Examples include Australian millet, broom millet, broomcorn millet, common millet, hog millet, little millet, millet commun, millet panic, millet rampant, panic millet, proso millet, sowi millet, and wild proso millet
- 5 Examples include bulrush millet, cattail millet, millet chandelles, millet perle, pearl millet
- 6 Examples include foxtail millet, German millet, green foxtail millet, Hungarian millet, Italian millet, millet d'Italie, millet des oiseaux, and wild foxtail millet
- 7 Refer all requests for permits to Permit Services. Importations may be allowed under a Departmental Permit to Move Live Plant Pests and Noxious Weeds.
- 8 Examples include *Bromus mango* (mango millet), *Digitaria exilis* (fonio millet), *Digitaria sanguinalis* (millet sanguin), *Eragrostis tef* (teff millet, teff), *Milium effusum* (millet grass, wood millet), *Milium vernalis* (vernal millet grass), *Paspalum dilatatum* (millet bâtard), *Paspalum distichum* (seaside millet), *Piptatherum miliaceum*, (rice millet), *Zizaniopsis miliacea* (water millet), *Urochloa deflexa* (Guinea millet), *Urochloa distachya* (armgrass millet), *Urochloa ramosa* (browntop millet), *Urochloa subquadripata* (armgrass millet), *Urochloa texana* (Texas millet) and the pseudo-millets (*Amaranthus caudatus*, *Amaranthus cruentus*, *Amaranthus hypochondriacus*, *Chenopodium* spp., *Fagopyrum esculentum*, and *Fagopyrum tataricum*)

Niger (*Guizotia abyssinica*)

Niger seed, used in the feeding of wild birds, is regulated to prevent the entry of noxious weeds, in particular *Cuscuta* spp. (dodder). Use [Table 3-28](#) to regulate niger seeds.

TABLE 3-28: Niger (*Guizotia abyssinica*)

If the niger seed is arriving from:	And from:	And:	Then:	Authority:
Canada	◆ Armstrong Milling Co. Ontario, Canada		RELEASE	7CFR 360
	◆ Sun Country Seeds, Langham, SK, Canada			
	From a company other than one listed in the cell above	U.S. returned seed in its original, unopened packaging from a USDA approved heat treatment facility ¹		
		Not as above	GO to Table 3-29	
Other than Canada				

1 USDA approved heat treatment facilities for niger seed include the following: (1) ETO Sterilization, Linden, NJ; (2) I.S.I., Baltimore, MD; (3) Shah Nanji Nagsi, Nagpur, India; (4) UAE (United American Engineers Pte. Ltd.), Singapore

Reference

Reference Tables

TABLE 3-29: Niger (*Guizotia abyssinica*)

If the seeds are from:	And the consignment is:	And the port of entry is in:	And the consignment is destined to:	Then:	Authority:
India or Singapore	From Shah Nanji Nagsi, Nagpur, India or UAE (United American Engineers) Pte. Ltd. and is accompanied by a phytosanitary certificate stating that the seeds were heated to 250 °F for 15 minutes ¹			RELEASE	7CFR 360
	Not from Shah Nanji Nagsi nor UAE or from either of those facilities but lacks a phytosanitary certificate with the statement that the seeds were treated	Maryland or New Jersey	A facility currently approved to treat niger seeds with dry heat ²	1. AUTHORIZE the seeds to move under bond to the facility 2. REQUIRE T412-b 3. HOLD consignment 4. CONTACT PPQ through proper channels	
		Other than a facility currently approved to treat niger seeds with dry heat	PROHIBIT ENTRY		
Other than India or Singapore		Maryland or New Jersey	A facility currently approved to treat niger seeds with dry heat ²	1. AUTHORIZE the seeds to move under bond to the facility 2. REQUIRE T412-b 3. HOLD consignment 4. CONTACT a PPQ officer through proper channels	
		Other than a facility currently approved to treat niger seeds with dry heat	PROHIBIT ENTRY		
		Neither Maryland nor New Jersey			

- 1 In addition to a phytosanitary certificate, a certificate of sterilization must accompany **each** bill of lading. Verify that the seal numbers on the containers match the documents. Sample the first and approximately every 25th consignment following the procedures for sampling seeds. Take as random a sample as possible but do **not** de-van the container. If contaminants are present, remove and send them for identification through proper channels to a PPQ botanist at the nearest PPQ Plant Inspection Station. If Federal noxious weeds are present, send the seeds for viability testing to the attention of Rodney Young or David Bitzel at USDA APHIS PPQ, Bldg. 580 BARC East, 10300 Baltimore Ave., Beltsville, MD 20705-2350. **Do not** hold the consignment while awaiting the results of viability testing; this testing is **only** for monitoring the Singapore facility.
- 2 USDA approved heat treatment facilities for niger seed include the following: (1) ETO Sterilization, Linden, NJ; (2) I.S.I., Baltimore, MD; (3) UAE (United American Engineers Pte. Ltd.), Singapore


Reference

Reference Tables

Oats (*Avena* spp.)

Use **Table 3-30** to regulate oats.

TABLE 3-30: Oats (*Avena* spp.)

If the oats are:	And the importer has:	Then:	Authority:
◆ Animated oats (<i>Avena ludoviciana</i>) ◆ Wild oats (<i>A. sterilis</i>)	A validated PPQ Form 526 ¹	RELEASE or CONTROL as specified on the import permit	7CFR 360
	Lacks a validated PPQ Form 526	PROHIBIT ENTRY	
Neither animated nor wild oats		INSPECT and RELEASE	

1 PPQ Form 526, Application to Move Plant Pests and Noxious Weeds.

Okra (*Abelmoschus* spp.)

Okra seeds, like cottons, are regulated to prevent the entry of pink bollworm, *Pectinophora gossypiella*. Use [Table 3-31](#) to regulate okra seeds.

TABLE 3-31: Okra (*Abelmoschus* spp.)

If the seed are intended for:	Then:	Authority:
Food or feed	<ol style="list-style-type: none"> 1. PROHIBIT ENTRY 2. NOTE that okra seeds may be restricted by the Food and Drug Administration 	7CFR 319.37
Analytical, industrial, or other nonfood use	<ol style="list-style-type: none"> 1. REQUIRE an import permit¹ under 7CFR 319.37 2. REQUIRE T203-c-6 3. HOLD consignment 4. CONTACT PPQ through proper channels 	

- 1 If the importer lacks an import permit and the consignment is noncommercial that can be inspected 100 percent, then the permit requirements may be waived. Otherwise, HOLD the consignment and direct the importer to apply for a permit. Refer to [Plant and Plant Products Permits](#) for instructions and information about permits.

Reference

Reference Tables

Peanut and Related Groundnuts, Raw and Unroasted (*Arachis* spp.)

Raw, unroasted peanuts are prohibited from specified countries to prevent the entry of the peanut strips virus and peanut clump virus. Peanut stripe virus occurs in China, India, Japan, Philippines, Thailand, and Timor-Leste. Peanut clump virus occurs in Burkina Faso (formerly Upper Volta), Côte d'Ivoire, India, and Senegal. Use [Table 3-32](#) to regulate raw, unroasted peanuts and related groundnuts.

TABLE 3-32: Peanut and Related Groundnuts, Raw and Unroasted (*Arachis* spp.)

If the peanuts were harvested in:	Then:	Authority:
◆ Burkina Faso ◆ China ◆ Côte d'Ivoire ◆ India ◆ Indonesia ◆ Japan ◆ Philippines ◆ Senegal ◆ Thailand ◆ Timor-Leste	PROHIBIT ENTRY	7CFR 319.37
Country other than listed above	INSPECT and RELEASE	7CFR 330.105

Poppy, Opium (*Papaver somniferum*)

The slate blue poppy seed we use as a spice actually comes from the plant that produces opium. The importation of poppy seed as a spice, cooking or baking ingredient, in bird feed, or as a cosmetic is legitimate since we know its use will **not** be to grow the plant. However, growing opium poppies from the seed is **not** legitimate since the flower capsules of this plant can be used to produce opium which is then converted into heroin, one of the most addictive drugs known to man. Use [Table 3-33](#) to regulate poppy seed.

TABLE 3-33: Poppy, Opium (*Papaver somniferum*)

If the consignment is	And:	And:	Then:
Commercial	In bulk	You judge that it is a legitimate commercial consignment as evidenced by it moving from a commercial supplier to a spice manufacturer, bakery, pet food manufacturer, or market in the United States	INSPECT AND RELEASE
		You judge that it may not be a legitimate commercial consignment as evidenced by an intent to plant the seed	CONTACT CBP AI
	In bags, bottles, or other similar individual use containers	Labeled for a use other than planting (for example, baking, bird feed, cooking, or for facial cleansing)	INSPECT AND RELEASE
		Not labeled or labeled for planting	CONTACT CBP AI
Not commercial (in baggage or the mail)	You judge that the intent is to plant the seed	—————→	1. PROHIBIT ENTRY for opium is a Schedule 1 Controlled Substance 2. CONTACT A SUPERVISOR for possible prosecution
	You judge that the seed will not be planted	—————→	INSPECT AND RELEASE

Reference

Reference Tables

Prunus spp. (almond, apricot, cherry, plum, and other stone fruits)

The seeds of stone fruits are regulated because of a wide diversity of diseases, many of them viruses. Begin at [Table 3-34](#) to regulate seeds of stone fruits.

TABLE 3-34: Prunus spp. (almond, apricot, cherry, plum, and other stone fruits)

If the seeds are:	Then:
<ul style="list-style-type: none"> ◆ <i>Prunus avium</i> ◆ <i>P. cerasus</i> ◆ <i>P. effuse</i> ◆ <i>P. laurocerasus</i> ◆ <i>P. mahaleb</i> ◆ <i>P. sargentii</i> ◆ <i>P. serotina</i> ◆ <i>P. serrula</i> ◆ <i>P. serrulata</i> ◆ <i>P. subhirtella</i> ◆ <i>P. virginiana</i> ◆ <i>P. vedoensis</i> 	GO to Table 3-35
<i>Prunus</i> spp. other than listed above	GO to Table 3-36

TABLE 3-35: Prunus avium, P. cerasus, P. effuse, P. laurocerasus, P. mahaleb, P. sargentii, P. serotina, P. serrula, P. serrulata, P. subhirtella, P. virginiana, P. vedoensis (from Table 3-34)

If the seeds were harvested in:	And destined to:	Then:	Authority:
Canada	<ul style="list-style-type: none"> ◆ Colorado ◆ Michigan ◆ New York ◆ Washington 	1. REQUIRE an import permit ¹ under 7CFR 319.37 to notify the State 2. INSPECT and RELEASE	7CFR 319.37
	State or territory other than listed above	INSPECT and RELEASE	
Country other than Canada	_____ →		

1 If the importer lacks an import permit and the consignment is noncommercial that can be inspected 100 percent, then the permit requirements may be waived. Otherwise, HOLD the consignment and direct the importer to apply for a permit. Refer to [Plant and Plant Products Permits](#) for instructions and information about permits.

TABLE 3-36: *Prunus* Species OTHER THAN those Covered in Table 3-35

If the seeds were harvested in:	And the importer:	And the seeds are destined to:	Then:	Authority:
Canada	Has a phytosanitary certificate that states that the: 1. Seeds were grown in the country listed on the phytosanitary certificate 2. Plum pox virus does not occur in that country	<ul style="list-style-type: none"> ◆ Colorado ◆ Michigan ◆ New York ◆ Washington 	3. REQUIRE an import permit ¹ under 7CFR 319.37 to notify the State 4. INSPECT and RELEASE	7CFR 319.37
		State other than listed above	INSPECT and RELEASE	
	Lacks a phytosanitary certificate or has a certificate without the statements listed above	→	PROHIBIT ENTRY	
Europe ²	Has a phytosanitary certificate that states: 1. Seeds were produced in a nursery free from plum pox virus 2. Seeds were free of the plum pox virus based on test of parent stock ³	→	INSPECT and RELEASE	
	Lacks a phytosanitary certificate or has a certificate without the statements listed above	→	PROHIBIT ENTRY	
	Country or region other than listed above	Has a phytosanitary certificate that states: 1. Seeds were grown in the country listed on the phytosanitary certificate 2. Plum pox virus does not occur in that country	→	
Lacks a phytosanitary certificate or has a certificate without the statements listed above		→	PROHIBIT ENTRY	

- 1 If the importer lacks an import permit and the consignment is noncommercial that can be inspected 100 percent, then the permit requirements may be waived. Otherwise, HOLD the consignment and direct the importer to apply for a permit. Refer to *Appendix A, Permits and Foreign Phytosanitary Certificates* for instructions and information about permits.
- 2 The recognized countries of Europe, not dependencies and/or territories are as follows: Albania, Andorra, Armenia, Austria, Azerbaijan, Belarus, Belgium, Bosnia and Herzegovina, Bulgaria, Croatia, Cyprus, Czech Republic, Denmark, Estonia, Finland, France, Georgia, Germany, Greece, Hungary, Iceland, Ireland, Italy, Latvia, Liechtenstein, Lithuania, Luxembourg, Macedonia, Malta, Moldova, Monaco, Netherlands, Norway, Poland, Portugal, Romania, San Marino, Serbia and Montenegro (Yugoslavia), Slovakia, Slovenia, Spain, Sweden, Switzerland, Ukraine, United Kingdom, Vatican City
- 3 Currently only Belgium, France, Federal Republic of Germany, The Netherlands, and Great Britain can make such certification.

Reference

Reference Tables

Ribes spp. (currants, gooseberry)

Seeds of *Ribes* spp. are regulated to prevent the further spread of white pine blister rust. Use [Table 3-37](#) to regulate seeds of *Ribes* spp.

TABLE 3-37: *Ribes* spp. (currants, gooseberry)

If the consignment is destined to:	Then:	Authority:
◆ Massachusetts ◆ New York ◆ West Virginia ◆ Wisconsin	1. REQUIRE an import permit ¹ under 7CFR 319.37 to notify the State 2. INSPECT and RELEASE	7CFR 319.37
State other than listed above	INSPECT and RELEASE	

- 1 If the importer lacks an import permit and the consignment is noncommercial that can be inspected 100 percent, then the permit requirements may be waived. Otherwise, HOLD the consignment and direct the importer to apply for a permit. Refer to [Plant and Plant Products Permits](#) for instructions and information about permits.

Rice (*Oryza* spp.)

Rice is regulated to prevent the entry of noxious weeds and of fungal and bacterial diseases of rice including blight (*Oospora oryzaetorum*), glume blotch (*Melanomma glumarum*), bacterial blight (*Xanthomonas campestris* pv. *oryzae*), and leaf streak (*Xanthomonas campestris* pv. *oryzicola*). Begin at [Table 3-38](#) to regulate rice.

If the rice is wild rice, *Zizania* spp., then GO to [Table 3-44](#).

TABLE 3-38: Rice (*Oryza* spp.)

If the rice is:	And is:	And:	Then:	Authority:
Threshed, unmilled rice in its hull	<ul style="list-style-type: none"> ◆ <i>Oryza longistaminata</i> (wild rice, red rice, long-stamen rice) ◆ <i>Oryza punctata</i> (wild rice, red rice) ◆ <i>Oryza rufipogon</i> (red rice, brown beard rice, wild rice, wild red rice) which are Federal Noxious Weeds	Is accompanied by a valid import permit (PPQ Form 526–Application and Permit to Move Live Plant Pests or Noxious Weeds)	RELEASE or CONTROL as specified on the import permit	7CFR 360
		Lacks a valid permit	PROHIBIT ENTRY	
	Other than a rice species listed in the cell above	Is accompanied by a Departmental permit for scientific purposes	RELEASE or CONTROL as specified on the import permit	7CFR 319.55
		Lacks a valid permit	PROHIBIT ENTRY	
Husked, milled (the hulls are detached), polished, or otherwise processed			Since the rice is processed beyond harvesting, see the topic “Rice” in the <i>Miscellaneous and Processed Products Manual</i>	

Reference

Reference Tables

Solanum spp. (potatoes, tropical soda apple, turkey berry, and wetland nightshade)

Solanum spp. includes potatoes, tropical soda apple, turkey berry, and wetland nightshade. Seeds of *Solanum* spp. are regulated to prevent the entry of a variety of potato diseases. Use [Table 3-39](#) to regulate seeds of *Solanum* spp., but **not** seed potatoes.

TABLE 3-39: *Solanum* spp. (potatoes, tropical soda apple, turkey berry, and wetland nightshade)

If the species is one that:	And the seeds were collected in:	And the genus and species is:	And the consignment:	Then:	Authority:
Does not bear tubers (a species other than potatoes)	→	◆ <i>Solanum tampicense</i> (wetland nightshade)	Is accompanied by a validated PPQ Form 526 ¹	RELEASE or CONTROL as specified on the import permit	7CFR 360
		◆ <i>S. torvum</i> (turkey berry)	Lacks a validated permit	PROHIBIT ENTRY	
		◆ <i>S. viarum</i> (tropical soda apple)			
		One not listed above		INSPECT and RELEASE	7CFR 319.37
Does bear tubers (potatoes)	Canada		→	INSPECT and RELEASE	
	Chile		Is accompanied by a phytosanitary certificate issued by the Servicio Agrícola y Ganadero of Chile stating that the conditions of 7CFR 319.37-5(o)[1 through 3] have been met	1. REQUIRE an import permit ² under 7CFR 319.37 to notify the State 2. INSPECT and RELEASE	
			Lacks such certification	PROHIBIT ENTRY	
	New Zealand		→	1. REQUIRE an import permit ² 2. INSPECT and RELEASE	
Country other than listed above		→	PROHIBIT ENTRY		

1 PPQ Form 526, Application to Move Live Plant Pests and Noxious Weeds.

2 If the importer lacks an import permit and the consignment is noncommercial that can be inspected 100 percent, then the permit requirements may be waived. Otherwise, HOLD the consignment and direct the importer to apply for a permit. Refer to [Plant and Plant Products Permits](#) for instructions and information about permits.

Sprangletop (*Leptochloa* spp.)

PROHIBIT ENTRY to sprangletop seeds. Your authority is 7CFR 319.37.

Reference

Reference Tables

Sugarcane (*Saccharum* spp.)

Sugarcane seeds are regulated to prevent the introduction of certain injurious insects and fungi that attack sugarcane. Use [Table 3-40](#) to regulate sugarcane seeds.

TABLE 3-40: Sugarcane (*Saccharum* spp.)

If the species is:	And the consignment:	Then:	Authority:
<i>Saccharum spontaneum</i> (wild sugarcane)	Is accompanied by a validated PPQ Form 526 ¹	RELEASE or CONTROL as specified on the import permit	7CFR 360
	Lacks a validated permit	PROHIBIT ENTRY	
One of the genus <i>Saccharum</i> other than <i>spontaneum</i>	Is destined to Guam or Northern Mariana Islands	INSPECT and RELEASE	7CFR 330.105
	Is destined a State or territory other than listed above	PROHIBIT ENTRY	7CFR 319.41

1 PPQ Form 526, Application to Move Live Plant Pests and Noxious Weeds.

Sweet pea and other peas of *Lathyrus* spp.

Lathyrus spp. includes the following peas: caley, chickling, everlasting, flat, grass, perennial, rough, sweet, tangier, and yellow. *Lathyrus* spp. are regulated to prevent the entry of general feeders, especially bruchids. Use [Table 3-41](#) to regulate peas.

TABLE 3-41: Sweet Pea and other Peas in the Genus *Lathyrus* spp.

If the peas are harvested in:	And the peas are intended for:	Then:	Authority:
Belize, Canada, Costa Rica, El Salvador, Guatemala, Honduras, Mexico, Nicaragua, or Panama	→	INSPECT and RELEASE	7CFR 319.37
Country or region other than listed above	Food or feed	<ol style="list-style-type: none"> 1. REQUIRE an import permit¹ under 7CFR 319.37 2. REQUIRE T101-e-1 3. HOLD consignment 4. CONTACT a PPQ officer through proper channels 	
	Analytical, industrial, or other non-food use	<ol style="list-style-type: none"> 1. REQUIRE an import permit¹ under 7CFR 319.37 2. REQUIRE T203-a-2 3. HOLD consignment 4. CONTACT a PPQ officer through proper channels 	

- 1 If the importer lacks an import permit and the consignment is noncommercial that can be inspected 100 percent, then the permit requirements may be waived. Otherwise, HOLD the consignment and direct the importer to apply for a permit. Refer to [Plant and Plant Products Permits](#) for instructions and information about permits.

Reference

Reference Tables

Vetch (*Vicia* spp. OTHER THAN *V. faba*)

Vetch seeds are regulated to prevent the entry of general feeders, especially bruchids. Use [Table 3-42](#) to regulate vetch seeds.

If the seeds are *Vicia faba* (faba beans), GO to [Table 3-18](#).

TABLE 3-42: Vetch (*Vicia* spp. other than *V. faba*)

If harvested in:	Then:	Authority:
Belize, Canada, Costa Rica, El Salvador, Guatemala, Honduras, Mexico, Nicaragua, or Panama	INSPECT and RELEASE	7CFR 319.37
Country or region other than listed above	1. REQUIRE an import permit ¹ under 7CFR 319.37 2. REQUIRE T101-e-1 3. HOLD consignment 4. CONTACT PPQ through proper channels	

1 If the importer lacks an import permit and the consignment is noncommercial that can be inspected 100 percent, then the permit requirements may be waived. Otherwise, HOLD the consignment and direct the importer to apply for a permit. Refer to [Plant and Plant Products Permits](#) for instructions and information about permits.

Wheat (*Triticum* spp. and its intergeneric crosses)

Wheat and its relatives are regulated to prevent the entry of injurious pests and pathogens. Use [Table 3-43](#) to regulate seeds of *Triticum* spp. and its intergeneric crosses. See also [Goatgrass \(*Aegilops* spp. and its intergeneric crosses\)](#).



Confirm the origin of the grain as grain is transshipped from many ports. The port of transshipment **does not** necessarily reflect the country in which the grain was harvested.

TABLE 3-43: Wheat (*Triticum* spp. and its intergeneric crosses)

If the seeds are destined to:	And the seeds were harvested in:	And the consignment is:	Then:	Authority
Guam		→	INSPECT and RELEASE	7CFR 330.105
A State or territory other than Guam	Mexico	Accompanied by a phytosanitary certificate listing the state of origin of the wheat and an additional declaration stating that “The grain originated in an area where Karnal bunt is not known to occur ¹ , as attested to by either survey results, or by testing for bunted kernels or spores”	INSPECT and RELEASE	7CFR 319.59
		Lacking the certification specified in the cell above		
	Afghanistan, Algeria, Armenia, Australia, Azerbaijan, Bangladesh, Belarus, Bulgaria, Chile, China, Cyprus, Egypt, Estonia, Falkland Islands, Georgia, Greece, Guatemala, Hungary, India, Iran, Iraq, Israel, Italy, Japan, Kazakhstan, Kyrgyzstan, Latvia, Libya, Lithuania, Moldova, Morocco, Nepal, North Korea, Oman, Pakistan, Portugal, Romania, Russia, Spain, Tajikistan, Tanzania, Tunisia, Turkey, Turkmenistan, South Africa, South Korea, Ukraine, Uzbekistan, Venezuela	→		
A country other than listed above		→	INSPECT and RELEASE	7CFR 330.105

1 The areas where Karnal bunt is **not** known to occur include the states of Chihuahua, Guanajuato, Jalisco, Michoacan, Queretaro and the Mexicali valley of Baja California and Sonora

Reference

Reference Tables

Wild Rice (*Zizania* spp.)

Use [Table 3-44](#) to regulate wild rice. See Also [Rice \(*Oryza* spp.\)](#).

TABLE 3-44: Wild Rice (*Zizania* spp.)

If the wild rice was harvested in:	Then:	Authority:
Canada	INSPECT and RELEASE	7CFR 319.37
Country other than listed above	PROHIBIT ENTRY	



Appendix A

Permits and Foreign Phytosanitary Certificates

Contents

Introduction	page A-1
PPQ Permits	page A-1
Oral Permission	page A-2
Written Permits	page A-2
Departmental Permits	page A-7
Transit Permits	page A-9
VS Permits	page A-10
CITES Permits	page A-10
Phytosanitary Certificates	page A-11

Introduction

This appendix provides administrative and operational policies regarding permits and foreign phytosanitary certificates that are encountered when regulating agricultural products imported for other than planting purposes.

This appendix **does not** cover the following topics:

- ◆ Permits and foreign phytosanitary certificates for plants and plant products imported for planting purposes (see MCFR 319.37, *Port of Entry Manual*)
- ◆ Animal product certificates (see the *Animal Product Manual*)

The three kinds of permits encountered in agricultural quarantine inspections are as follows:

- ◆ **PPQ Permits**
- ◆ **VS Permits**
- ◆ **CITES Permits**

PPQ Permits

PPQ permits are written permission to import plant material. PPQ permits are issued by USDA-APHIS-PPQ and are authorized by the Plant Protection Act.

The purposes of PPQ permits are as follows:

- ◆ Provide contact with importers in order to exchange information
- ◆ Inform importers of agricultural regulations and conditions of entry that must be met, such as treatments or designated ports of entry
- ◆ Inform PPQ and CBP of the importers' intentions
- ◆ Strengthen the ability to exclude prohibited material and thereby keep out plant pests
- ◆ Verify that importers had prior knowledge of agricultural regulations

Oral Permission

At their discretion, PPQ or CBP regulatory officials may provide oral permission at the time of inspection. The regulatory official's oral permission is appropriate for noncommercial importations of admissible plant material. Noncommercial means for personal use, **not** for resale or other commercial use, and admissible material are items that are generally unrestricted. If a plant product is admissible, then in the *Reference* of this manual the regulatory action listed is to INSPECT and RELEASE. Therefore, when all import requirements are met based on a regulatory inspection, then oral permission may be adequate for noncommercial importations of admissible plant material.

Written Permits

USDA-APHIS-PPQ Permits, Registrations, Imports, and Manuals (PRIM), issue written permits for commercial importations of admissible plant material and for the movement of live plants, pests, pathogens, and Federal noxious weeds. The written permits covered in this appendix are as follows:

- ◆ [PPQ Form 526](#) (Application for Permit to Move Live Plant Pests or Noxious Weeds)
- ◆ [PPQ Form 597](#) (Import Permit for Plant and Plant Products)

Consignments of 13 or more articles of **admissible** plant material require a written permit, as opposed to smaller importations that **do not**. Written permits instruct the importer to purchase and to handle agricultural plant material in a manner that minimizes pest risk. Additionally, written permits verify that importers are aware of the conditions of entry.

Written permits **do not** automatically authorize entry. PPQ and CBP regulatory officials **must** validate the accuracy of permits matching them with the shipments and importers to confirm that the conditions of entry are met. Usually importations accompanied by a written permit are referred to secondary and then authorized movement to the nearest PPQ Plant Inspection Station for processing because this is a time consuming effort.

PPQ Form 526



PPQ Form 526, Application for Permit to Move Live Plant Pests or Noxious Weeds, is the application as well as the permit that authorizes movement of live plant pests, Federal noxious weeds or parasitic plants imported for scientific and educational research. USDA-APHIS-PPQ PRIM issues these permits for Federal noxious weeds and plant pests under the Plant Protection Act (PPA). This form is also authorizes the movement of bees and bee related articles (like pollen and honey utilized as bee feed) issued under the authority of the PPA and Honey Bee Act.



Unless specifically authorized, importers may no longer hand carry permitted pests using a PPQ Form 526. Where authorized, the steps that must be followed will be spelled out on the permit.

Along with the PPQ Form 526, USDA-APHIS-PPQ PRIM generally issues a supply of red and white labels, PPQ Form 599, for the importer to affix to packages of live plant pests and pathogens. (See [Table A-1](#) for instructions about how to process red and white labeled packages.)

TABLE A-1: How to Process Red and White (PPQ Form 599) Labeled Packages

If a package with an affixed red and white label is encountered in:	Then REFER the package to:
Cargo under bonded carrier	 <p>Do not open the package!</p> <p>CBP agricultural specialist, who will:</p> <ol style="list-style-type: none"> 1. CONFIRM that the conditions of the permit have been met 2. INSPECT the package without opening to ensure that it is not damaged or leaking 3. SEND the package directly to the nearest PPQ Plant Inspection Station
Passenger baggage hand carried by the importer	 <p>Do not open the package!</p> <p>Secondary where a CBP agricultural specialist will:</p> <ul style="list-style-type: none"> ◆ CONFIRM whether the conditions on the permit are met ◆ If the condictions on the permit are not met, then the CBP agricultural specialist will: <ol style="list-style-type: none"> 1. SEIZE the package 2. SEND the package to the nearest PPQ Plant Inspection Station for destruction,

Importers apply for a permit to move live plant pests, pathogens, or Federal noxious weeds by completing Section A of PPQ Form 526, Application for Permit to Move Live Plants Pests or Noxious Weeds. Importers may call USDA-APHIS-PPQ Permit Services toll free at 1-877-770-5990 or go to the following web site address:

http://www.aphis.usda.gov/permits/ppq_epermits.shtml

PPQ Form 597

PPQ Form 597, Import Permit for Plant and Plant Products, is a written permit issued by USDA-APHIS-PPQ Permit Services to authorize the importation of regulated plants and plant products for a specified period. General guidelines for handling written permits are described in this appendix. Following the general guidelines are those for handling the following special categories of written permit:

- ◆ **Departmental Permits**
- ◆ **Transit Permits**

PPQ Form 597 are issued and numbered using the specific subpart of the Code of Federal Regulations in Block 4, under which the plants or plant products are regulated. Similarly, if a plant product requires a written permit as a condition of entry, that plant product is listed in the *Reference* chapter of this manual as requiring an import permit along with the regulatory authority (see examples below).

EXAMPLE	<ol style="list-style-type: none"> 1. Foreign cotton and covers are regulated by subpart 8 of 7CFR 319. The regulatory authority in Block 4 is 7CFR 319.8 and the permit number in Block 1 is 8 followed by a number representing an issuance scheme. 2. Sugarcane products and by-products such as sugarcane juice (including parts of the sugarcane plant) are regulated by subpart 15 of 7CFR 319. The regulatory authority in Block 4 is 7CFR 319.15 and the permit number in Block 1 is 15 followed by a number representing an issuance scheme. 3. Logs, lumber, and other unmanufactured wood products are regulated by subpart 40 of 7CFR 319. The regulatory authority in Block 4 is 7CFR 319.40 and the permit number in Block 1 is 40 followed by a number representing an issuance scheme. 4. Corn or maize, broomcorn, and related plants of corn are regulated by subpart 41 of 7CFR 319. The regulatory authority in Block 4 is 7CFR 319.41 and the permit number in Block 1 is 41 followed by a number representing an issuance scheme. 5. Rice and rice related articles such as tatami mats made from rice straw are regulated by subpart 55 of 7CFR 319. The regulatory authority in Block 4 is 7CFR 319.55 and the permit number in Block 1 is 55 followed by a number representing an issuance scheme. 6. Approved, fresh fruits and vegetables (including fresh herb and sprouts) are regulated by subpart 56 of 7CFR 319. The regulatory authority in Block 4 is 7CFR 319.56 and the permit number in Block 1 is 56 followed by a number representing an issuance scheme.
----------------	--

For many generally admissible plant material (inspect and release), a one-time-only written permit may be issued at the time of inspection by a PPQ or CBP regulatory official. These situations are rare when an importer plans **no** more than one commercial importation of plant material that **does not** require post entry growing.

If an importer presents an expired permit (refer to Block 2), then the PPQ or CBP regulatory official may allow the importer to complete an application for a new permit using PPQ Form 587, Application for Permit to Import Plants or Plant Products. Once the permit application is approved, the importation can be cleared provided all entry conditions and requirements are met. Because this is a time

consuming effort, usually importations awaiting approval are referred to secondary and then authorized movement to the nearest PPQ Plant Inspection Station for processing.

If the importer lacks an import permit when one is required and the shipment is noncommercial that can be inspected 100 percent, then the import permit requirement may be waived. Otherwise, HOLD the shipment and direct the importer to apply for a permit by completing PPQ Form 587, Application for Permit to Import Plants or Plant Products. For wood products, the importer completes PPQ Form 585, Application for Permit to Import Timber or Timber Products. For soil, the importer completes PPQ Form 525A, Application for Permit to Receive Soil. Importers may call USDA-APHIS-PPQ Permit Services toll free at 1-877-770-5990 or go to the following web site address:

http://www.aphis.usda.gov/permits/ppq_epermits.shtml

Processing Written (Import) Permits

If an importation of plant products requiring a written permit is encountered in cargo, then REFER the importation to a CBP agricultural specialist. If an importation of plant products requiring written permit is encountered in passenger baggage, then REFER the importation to secondary.

CBP agricultural specialist will do the following:

- 1.** CONFIRM that the permit is valid (not expired) and appropriate for the plant products being imported
- 2.** HOLD the shipment and direct the importer to apply for a permit if the permit is expired or inappropriate¹
- 3.** CONFIRM that the conditions of the permit have been met
- 4.** If the conditions and requirements have been met, then RELEASE or CONTROL as specified on the permit

Along with the PPQ Form 597, USDA-APHIS-PPQ Permit Services sometimes issues a supply of green and yellow labels, PPQ Form 505, for the importer to affix to packages of quarantine plant material that constitute a higher risk. (See [Table A-2](#) for instructions about how to process green and yellow labeled packages.)

¹ Importers may call USDA-APHIS-PPQ Permit Services toll free at 1-877-770-5990 or go to the following web site address: <<http://www.aphis.usda.gov/ppq/permits>>.

TABLE A-2: How to Process Green and Yellow (PPQ Form 505) Labeled Packages

If a package with an affixed green and yellow Label is encountered in:	Then REFER the package to:
Cargo	<div data-bbox="846 432 951 506" style="border: 1px solid black; background-color: yellow; padding: 2px; display: inline-block;">CAUTION</div> <div data-bbox="976 422 1471 520" style="background-color: #e0f2f1; padding: 5px; display: inline-block;">Do not open the package!</div> <p>CBP agricultural specialist, who will:</p> <ol style="list-style-type: none"> 1. CONFIRM that the conditions of the permit have been met 2. INSPECT the package without opening to ensure that it is not damaged or leaking 3. RE-LABEL and SEND the package directly to the nearest PPQ Plant Inspection Station
Passenger baggage	<div data-bbox="846 791 951 865" style="border: 1px solid black; background-color: yellow; padding: 2px; display: inline-block;">CAUTION</div> <div data-bbox="976 781 1471 879" style="background-color: #e0f2f1; padding: 5px; display: inline-block;">Do not open the package!</div> <p>Secondary where a CBP agricultural specialist will:</p> <ol style="list-style-type: none"> 1. CONFIRM that the conditions of the permit have been met 2. INSPECT the package without opening to ensure that it is not damaged or leaking 3. RE-LABEL and SEND the package directly to the nearest PPQ Plant Inspection Station


Departmental Permits

USDA-APHIS-PPQ Biological and Technical Services, Permit Services, issue Departmental permits, which is a special category of written permit for the importation of small research samples of prohibited plants or plant products intended for experimental purposes. Departmental permits supersede the requirements in the import manuals and direct the regulatory official on how to proceed when clearing the importation at ports of entry.



The pest risk involved with importing prohibited plants and plant products under Departmental permit is relatively great because these plants or plant products are attacked by serious plant pests and diseases in the country of origin. Therefore, Departmental permits will **always** list specific safeguards or conditions tailored for the intended importation, which the importer **must** meet as a condition of entry.

Unlike other written permits, Departmental permits are issued **only** by USDA-APHIS-PPQ Permit Services.



PPQ or CBP regulatory officials at ports of entry are **never** authorized to issue permits for prohibited plants and plant products.

Importers apply for Departmental permits by completing PPQ Form 588, Application for Permit to Import Prohibited Plants or Plant Products for Experimental Purposes. Importers may call USDA-APHIS-PPQ Permit Services toll free at 1-877-770-5990 or go to the following web site address:

http://www.aphis.usda.gov/permits/ppq_epermits.shtml

Departmental permits are issued using PPQ Form 597, Import Permit for Plants and Plant Products. Written in Block 1 will be “DEPARTMENTAL PERMIT” followed by a series of numbers.

**Processing
 Departmental
 Permits**

1. Obtain a copy of the Departmental permit (see [Table A-3](#)).

TABLE A-3: Obtain a Copy of the Departmental Permit (PPQ Form 597)

If the:	And the plants or plant products are:	Then:
Importer or the port of entry office (local files or national databases) has a copy of the permit		GO to Step 2 below
Importer applied for a permit, but there is no copy at the port of entry		CONTACT USDA-APHIS-PPQ Permit Services through proper channels
Importer did not apply for a permit	Destine to a research facility or educational institution	1. CONTACT USDA-APHIS-PPQ Permit Services through proper channels 2. If the prohibited material presents an imminent pest hazard, then ORDER the material DESTROYED or REEXPORTED
	Not destine to a research facility or an educational institution	ORDER the material DESTROYED or REEXPORTED with the concurrence of the port supervisor or officer-in-charge

2. Ensure that the prohibited plants or plants products being imported are authorized by the Departmental permit.
 - A. If there is a discrepancy, then HOLD the importation under appropriate safeguards and CONTACT USDA-APHIS-PPQ Permit Services through proper channels.
 - B. If the importer is hand carrying the prohibited plants or plant products, then ensure that the permit authorizes hand carrying to the final destination. If authorized, then ALLOW the importer to hand carry the prohibited material in accordance with the conditions listed on the permit. If **not** authorized, then CONTACT USDA-APHIS-PPQ Permit Services through proper channels.

- If the package must be sent to USDA-APHIS-PPQ National Plant Germplasm and Biotechnology Laboratory, then ensure that the package is secure and has sufficient postage. Mail the package to the following address:

USDA-APHIS-PPQ
Center for Plant Health Science and Technology
National Plant Germplasm and Biotechnology Laboratory
Building 580, BARC-EAST
Beltsville, Maryland 20705

- Follow the directions printed on the Departmental permit. Check that all conditions on the permit are met (see [Table A-4](#)).

EXAMPLE	Some conditions of entry on Departmental permits are as follows: <ul style="list-style-type: none"> ◆ Treat by USDA-APHIS-PPQ at port of entry ◆ Inspect by a plant specialist named on the permit ◆ Dispose of by autoclaving, incinerating, or grinding
----------------	--

TABLE A-4: Processing Departmental Permits

If the shipment:	Then:
Meets the stated conditions of entry	Proceed as directed by the Departmental permit
Does not meet the stated conditions	<ol style="list-style-type: none"> 1. HOLD the plants or plant products under appropriate safeguards 2. REFRIGERATE the plants or plant products, if necessary 3. REQUEST instructions from USDA-APHIS-PPQ Permit Services through proper channels

Transit Permits

USDA-APHIS-PPQ Biological and Technical Services, Permit Services issues transit permits for the unloading, landing, or other movement of plants and plant products in cargo and passenger baggage through the United States to ensure they are adequately safeguarded and re-exported in the specified time frame. Transit permits prescribe all required safeguarding or mitigation measures for the shipment based on a risk analysis. Transit permits are issued in accordance with 7CFR 352.

Only agricultural shipments moving as transportation and exportation (TE) cargo or immediate export (IE) cargo require a transit permit. Most shipments moving under Customs bond as in-transit (IT) cargo and as residue cargo are covered by other authorization mechanisms, except for shipments of avocados from Mexico moving IT to inland-approved states which require a transit permit. Refer to the *Manual for Agricultural Clearance* for the action take on transiting plant products and on allowing movement of residue cargo.

Importers apply for transit permits by completing PPQ Form 586, Application for Permit to Transit Plants and/or Plant Products through the United States. Importers may call USDA-APHIS-PPQ Permit Services toll free at 1-877-770-5990 or go to the following web site address:

http://www.aphis.usda.gov/permits/ppq_epermits.shtml

VS Permits

Veterinary Services (VS) permits are written permission to import prohibited or restricted animal products or by-products such as manure, eggs for food and hatching, egg by-products for research or other inedible purposes, dry milk products, blood, organs, organisms, and vectors imported for biological use and research. VS permits are issued by USDA-APHIS-VS to identify conditions of entry (that take precedence over those listed in the *Animal Product Manual*), to inform the importer of the conditions of entry, and to allow regulators to verify that importers had prior knowledge of VS requirements.

VS Form 16-6, United States Veterinary Permit for Importation and Transportation of Controlled Materials and Organisms and Vectors, is used mainly for commercial importations of restricted or prohibited animal products and by-products. VS Form 16-6A is used mainly for animal products and by-products imported for research, such as organisms and vectors.

When a VS permit authorizes the entry of an animal product or by-product, PPQ or CBP regulatory officials at the port of entry review the permit to verify the identifying number, expiration date, and destination address. Three asterisks will precede restrictions and precautions that must be confirmed as being met.

Refer to the *Animal Product Manual* for the background, procedures, and regulatory actions to enforce the regulations governing the import and export of animals products and by-products.

CITES Permits

While the Convention on International Trade in Endangered Species (CITES) is a multi-national treaty regulated by the U.S. Fish and Wildlife Service, PPQ and CBP are designated to inspect protected plants and plant products moving in international commerce. The importation, exportation, and re-exportation of protected plants and

plant products are restricted to designated ports (usually with PPQ Plant Inspection Stations) with qualified specialists, such as botanist, to process such shipments.

PPQ Form 622, General Permit, is issued by USDA-APHIS-PPQ Permit Services for all importations, exportations, and re-exportations of plants and plant products that are regulated under the Endangered Species Action (50CFR 17) and CITES (50CFR 23). USDA regulation 7CFR 355 requires that importers possess a valid General Permit, which is valid for 2 years. A General Permit **does not** authorize entry into the United States, and are rarely seen in passenger baggage.

In addition to a General Permit, importations of CITES Appendix I and CITES Appendix II plant material must be accompanied by an export certificate from the country of origin. Also, importations of CITES Appendix I plant material must have an import permit from the U.S. Fish and Wildlife Service.

Importers apply for General Permits by completing PPQ Form 621, Application for General Permit to Engage in the Business of Importing, Exporting, or Reexporting Terrestrial Plants. Importers may call USDA-APHIS-PPQ Permit Services toll free at 1-877-770-5990 or go to the following web site address:

http://www.aphis.usda.gov/permits/ppq_epermits.shtml

Phytosanitary Certificates

Phytosanitary certificates are documents issued by an official of an exporting country, or country of re-export, attesting to freedom from pests and admissibility into the destination country for specific plants or plant products.

Phytosanitary certificates can be valid and accurate, yet still be insufficient to meet conditions of entry. Therefore, even when plants or plant products are accompanied by a phytosanitary certificate, PPQ and CBP regulatory officials inspect the importations to confirm admissibility.

In general, PPQ and CBP regulatory officials use phytosanitary certificates to perform the following tasks at the port of entry:

- ◆ Identify type of plants or plant products
- ◆ Identify area where plants or plant products were grown

- ◆ Determine if the plants or plant products were treated in country of origin and if so, identify the treatment
- ◆ Determine if quarantine requirements are met (growing season, preclearance)
- ◆ Confirm that plants or plant products meet specific certification requirements
- ◆ Determine how much of the shipment to inspect

Do **not** confuse phytosanitary certificates with import permits. A phytosanitary certificate is a statement of fact, while an import permit is an authorization to do something. In most instances, the lack of either document alone is **not** sufficient reason to deny entry to a shipment. Therefore, unless the *Reference* section of this manual instructs differently, PPQ and CBP regulatory officials should do the following when clearing an importation accompanied by a phytosanitary certificate:

1. If an importation **only** lacks a phytosanitary certificate, then do **not** prohibit entry to the shipment (refer to the *Reference* chapter of this manual for exceptions)
2. Inspect **all** importations of plants and plant products, except for those from Canada accompanied by a phytosanitary certificate
3. If there is an operational preclearance program for the imported plants or plant products in the country of origin, then inspection may be waived for precleared shipments bearing a U.S. Department of Agriculture release stamp on the foreign document. Occasionally spot check precleared shipments.



Appendix B

Maintaining Your Manuals Overview

Contents

Introduction [page-B-1](#)

Introduction

Use Appendix B to maintain the Seed Not For Planting Manual.

Introduction

Just as it is cheaper and less time consuming over time to properly maintain a piece of equipment, so it is with a manual. The Agency must maintain and modify manuals properly. Without an orderly procedure for maintaining manuals, they are likely to fail, significantly reducing the effectiveness of the programs they support. So, to maintain manuals, an orderly procedure is critical. Here then is a description of how Plant Protection and Quarantine (PPQ) will support the manuals. Here also are directions for you to follow in maintaining the integrity of the manuals issued to you.

Issuing Revisions

PPQ will revise the Nonpropagative manual by distributing immediate updates. We will schedule new editions at fixed intervals—at least every 5 years. If more than 50 percent of some section changes, we will issue a new section. We will not issue a new page solely to correct a minor typographical error. Errors will be corrected only when they would lead to an incorrect action.

PPQ will issue all revisions as either “add a page” or “replace a page.” However, if information in the manuals might result in an error on the job, PPQ will post an update on PPQ’s electronic bulletin board. For example, if PPQ’s Permit Unit issues a permit for the entry of a new fruit or vegetable, this unit will post the information. If you do not have access to the PPQ Bulletin Board, you should receive a copy of the posting through your work unit.

Keeping Manuals Current

There are three ways to track revisions to your manuals—the Update Record, transmittal memos, and control data. The Update Record is on the back of the title page of this manual. If you miss a transmittal, the Update Record alerts you. Also, during an audit, this record lets your supervisor know how up-to-date your manual is. Record all the transmittals you receive in the Update Record. PPQ will mail all revisions with a transmittal memo. PPQ will number these consecutively—allowing you to know if you’ve missed a transmittal. Filing these memos to assure that you’ve received all the previous issuances is best. File transmittals immediately upon receiving them. If two or more transmittals accumulate, add the earliest first. PPQ Headquarters may audit how well the manuals are kept during port reviews. Besides having numbered transmittals, each page in the manual has control data. This is positioned at the top of the page. The revised pages’ control data alerts you to whether you have the most up-to-date version. The control data looks like this:

07/99-01

Month and Year

Transmittal number (the first transmittal for the calendar year begins with “01”)

Knowing What’s Revised

The transmittal will explain the revision’s purpose and give you directions for making the revision—adding or replacing pages. Except changes to the index, PPQ will mark all revisions with arrows, () or change bars (). Deleted material will be marked with angle brackets (<). If no other changes occur, material moved from the bottom of one page to the top of the next page will not be marked.

Knowing Your Responsibility

To enhance professionalism, keep your manuals current. If you fail to update your manual, you run the risk of making a costly error. The incorrect action you take might result in the outbreak of an exotic pest or disease. Or, an error may result in additional costs to an importer.

Therefore, please do the following:

1. Read the revisions when you receive them.

2. Add or replace the revised pages the day you receive them.
3. If a practice exercise is included, complete it.
4. File transmittal memos in your manual.
5. If you miss a transmittal, order another one.
6. Let the manuals unit know when it has made an error.
7. Give the manuals unit your suggestions for improvements.

Ordering Manuals

Management and Budget's Printing, Distribution, and Mail Section is responsible for storing and distributing PPQ's manuals and their associated updates. Their address is as follows:

USDA, APHIS, MRP-BS, RWBS
Printing, Distribution, and Mail Section
4700 River Road, Suite 1A01
Riverdale, MD 20737-1229

If you need to replace or order additional manuals, manual parts, or transmittals, use E-mail, facsimile, telephone, or use the Manual Order Form on page 11.7.

To use E-mail, send your order to Edward.S.Lawson@usda.gov in Riverdale, Maryland, using the following format:

Part Number	Date:	Title:	Quantity:
M319.8	11/62	Foreign Cotton Covers	10
7CFR 354.1	01/85	Overtime Services-Hourly	3
Rate Increases	12/95-05	Nonpropagative Transmittal	3

Include the following information (if information is missing, shipment may be delayed or order may not be filled):

Organization
Street Address and Room Number (if solely P.O. Box is used, shipment has to be mailed)
City, State, and nine-digit Zip Code
Contact Person
Telephone Number

To use the telephone, call Area Code (301) 734-5524 (MRP-BS/RWBS, Riverdale, MD)

To mail or send a facsimile of the Order Form, fill out the Mail Order Form on Page 11.7. Please be sure to include all the necessary information. Make sure you frank or put a stamp on the form. Order by Transmittal Number (for example, 12/95-05). Never order by page number. The facsimile number for MRP-BS/RWBS is Area Code (301) 734-8455.

Updating Distribution Lists

To change number of manuals received, use the Distribution Update Sheet on Page 11.5. Follow these directions for completing the form:

1. Using M390.1120, list the distribution code(s) you want changed.
2. Enter total number of copies you need.
3. Get the Officer-in-Charge's or Operations Supervisor's signature. Attach an old mailing label (it has the necessary access or organization structure code).
4. Fold and mail or send a facsimile of the Distribution Update Sheet.



If any of the above information in 1-4 above is missing, HSB will return your request. If you don't have an old label, then wait until you get one. HSB cannot make the change without the access code. Your access code appears on every mailing label sent from HSB in Riverdale, MD.

Change of Address

To change your mailing address, use the Distribution Update Sheet on Page 11.5. Follow these directions for completing the form:

1. Attach an old mailing label (it has the necessary access code).
2. Print or type the new address as it should appear.
3. Fold and mail or send a facsimile of the Distribution Update Sheet.

Correcting Errors and Suggesting Improvements

If you detect an error, report it using a comment sheet that's included with this manual. Or, if it is easier, call, send an E-mail message, or transmit a facsimile to John Patterson or anyone else in the manuals unit:

Commercial number: (301) 663-0342

Facsimile number: (301) 663-3240

E-mail address: John.L.Patterson@usda.gov

Do the same if you want to suggest an improvement or question a procedural change. If your improvement is substantive, you might want to submit a formal suggestion, using the required form.

Distribution Update Sheet

1. Number of copies you get now _____

2. Number of copies you want to get _____

3. New, corrected, or deleted address:

4. _____
(Name of a contact)

5. Telephone Number _____

6. FAX Number _____

AFFIX POSTAGE to reverse side (or this will be returned to you by the Post Office)

FOLD, STAPLE, STAMP, and DROP IN MAIL or FAX to PPQ's Manuals Unit

United States Department of Agriculture
Animal and Plant Health Inspection Service

USDA, APHIS, PPQ
Manuals Unit
69 Thomas Johnson Drive, Suite 100
Frederick, MD 21704

ATTN: John Patterson

Manual Order Form

I am missing the following transmittals.

Transmittal Number	Dated	Quantity

Please send to:

Name

Organization

P.O. Box or street address (include room or suite number)

City, State, and nine-digit Zip Code

Telephone Number

FAX Number

Instructions:

AFFIX POSTAGE to reverse side (or this will be returned to you by the Post Office).

FOLD, STAPLE, STAMP, and **DROP** in mail or **FAX** to PPQ's Manuals Unit.

United States Department of Agriculture
Animal and Plant Health Inspection Service

USDA, APHIS, PPQ
Manuals Unit
69 Thomas Johnson Drive, Suite 69
Frederick, MD 21702

ATTN: John Patterson

Glossary

Seed Not for Planting

Introduction

Use this *Glossary* to find the meaning of specialized words, abbreviations, acronyms, and terms used in regulating unprocessed seeds imported for purposes **other than** planting or growing. To locate where in the manual a given definition, term, or abbreviation is mentioned, use the *Index*.

Definitions, Terms, and Abbreviations

Areca nut—see [Betel nut](#).

Basmati rice—specialty rice with a long grain grown principally in India, Iran, Pakistan, and Sri Lanka; commonly contaminated with husks and paddy rice.

Bean—several plants of the genus *Phaseolus* or related plants (e.g., *Vigna unguiculata*, *V. radiata*, and *Glycine max*) bearing similar pods or seeds.

Betel nut—hard, nutmeg sized seed of the betel palm (*Areca catechu*). Used as a folk remedy, gnawed to clean teeth, or shaved and wrapped in betel leaves to be chewed as a stimulant or breath freshener. Also known as Areca nut.

Bran—seed husk or coat of a seed removed in milling.

Brown rice—rice that has been removed from the hulls but has **not** been polished and retains most of the bran layers, endosperm, and germ.

Bulk shipment—loose material in carriers, bulk containers, or in storage.

Cereal—member of the grass family in which the seed is the most important part used for food or feed.

Certificate—authorization to move a regulated commodity, most often indicated by stamping “Released” or “Treated and Released” on documents or containers.

Glossary

Definitions, Terms, and Abbreviations

Commercial shipment—goods that are imported for resale purposes or for profit (example corn imported for cattle feed); not for personal use.

Compliance agreement—written understanding in which a party agrees to follow PPQ procedures.

Contaminants—undesirable impurity, e.g., soil, animal manure, and weed seeds.

Corn, shelled—dried individual kernel which has been removed from the cob; generally imported for animal feed.

Cotton seed—the seed of the cotton plant separated from lint (for propagation). Contrast with **Seed cotton**.

Cover—material that covers or is laid, placed, or spread over or upon cargo.

Crating—rigid shipping structure that consists of a wood frame of which the size and shape are determined by the commodity to be shipped.

Disease—interaction between a pathogen and the plant resulting in damage to the plant. The damage caused is referred to as a symptom.

Endemic—common and/or widespread in a particular place.

Fuzzy seed—linted cottonseed or that covered with short fibers that results from the cotton ginning process to remove the longer cotton fibers.

Hitchhiking pest—insects or other pests which are **not** directly associated with their host material and which move with cargo, in baggage, or at large in carriers.

Hull—as a noun, hull is the dry outer covering of a fruit, seed, or nut; the husk. As a verb, hull is to remove the hull or hulls of fruits, seeds, or nuts.

Husk—as a noun, husk is the membranous or green outer envelope of many fruits and seed, as of an ear of corn or a nut. As a verb, husk is to remove the husk or husks from fruits, seeds, or nuts.

Husked rice—rice removed from the hulls but **not** polished and retaining most of the bran layers, endosperm, and germ.

Import permit—[define import permit.]

Inspectional unit—portion of a shipment used to determine what size sample should be inspected. Also, quarantine action is taken on the inspectional unit.

Intergeneric—existing or occurring between genera (hybridization).

Kola nut—large, fleshy, and bitter caffeine-containing tree seed (*Cola* spp.) that is approximately the size of a chestnut and is chewed as a condiment and stimulant; seed erroneously called nuts. Also known as cola nut.

Legume—plant of the family Fabaceae characteristically bearing pods.

Medicinal seeds—those which are used for their curative powers, and are **not** to be planted.

Mexican jumping-beans—seeds of several Mexican shrubs of the genera *Sebastiania* or *Sapium* of the family Euphorbiaceae that “jumps” because of the movement of the contained larva of a small moth, *Cydia dehaisiana*.

Noncommercial—goods that are **not** imported for profit or resale, generally for personal consumption.

Northern Mariana Islands—Short form for the Commonwealth of the Northern Mariana Islands that is a group of islands in the North Pacific Ocean about three-quarters of the way from Hawaii to the Philippines. Includes Farallon de Pajaros, Maug Islands, Asuncion Islands, Agrihan, Pagan, Guguan, Sarigan, Anatahan, Farallon De Medinilla, Saipan, Tinian, Rota.

Noxious weeds—undesirable plant as specified by the Federal Noxious Weed Regulations. As defined by the Federal Noxious Weed Regulations, noxious weeds are, “Any living stage (including, but **not** limited to seeds and reproductive parts) of any parasitic or other plant or a kind, which is of foreign origin, is new to or not widely prevalent in the United States, and can directly or indirectly injure crops, other useful plants, livestock or poultry or other interests of agriculture, including irrigation or navigation or the fish or wildlife resources of the United States or the public health.”

Nut—hard shelled, woody-textured, one-celled fruit that does **not** split open as an acorn, coconut, or macadamia nut.

Packing material—covering, stuffing, or holding apparatus used to protect, cushion, or brace goods during shipment (e.g., straw, plant litter, paper, vermiculite).

Glossary

Definitions, Terms, and Abbreviations

Pallet—portable, wooden platform used for storing or moving cargo or freight.

Pathogen—organism that is capable of causing disease in a particular host or range of hosts. It obtains its nutrients wholly or in part from another living organism (example a microorganism such as a bacterium or fungus).

Polished rice—rice that has had the hulls removed, and most of the bran and starch cells rubbed off and screened out.

Processed seed—that which has been subjected to any degree of alteration beyond harvesting, e.g., cracked corn.

Pulse—vegetables in the family Fabaceae (Leguminosae) that bear or produce edible pods or seeds, such as beans, chickpeas, cowpeas, lentils, peas, and vetches.

Rice polish—finely powdered material obtained in milling white rice. It consists of the inner bran layer with a little of the starch interior that is rubbed off the kernels.

Sample—portion that is representative of the whole; a specimen.

Seed—ripened ovule, enclosing a rudimentary plant and food necessary for its germination.

Seed cotton—all forms of unginned cotton from which the seed has not been separated (not used for propagation). Contrast with **Cotton seed**.

Smut—various destructive diseases of cereal grasses caused by parasitic fungi characterized by the transformation of various plant organs into dark brown or black often dusty masses of spores.

Transit permit—document that authorizes movement of articles from regulated areas to specified points where host plants do **not** grow and where the regulated material is handled, utilized, processed, treated, or consumed in such a manner as to eliminate pest risk. An example when a transit permit would be required is the movement of uncertified cotton products to northern markets. Transit permits are issued on the basis that the commodities will **not** be transhipped to non-approved destinations, and that there will be conformity to the conditions of a compliance agreement or the transit permit.

Treatment—chemical or physical procedure used to kill pests; fumigation, cold treatment, hot water dip, application of fungicide, vapor heat.

Triticale—intergeneric hybrid between wheat and rye sometimes used as a generic name.

Tritordeum—intergeneric hybrids between wheat and barley sometimes used as a generic name.

Variety—subdivision of a kind which is characterized by growth, fruit, seed, or other characteristics by which it can be differentiated from other sorts of the same kind, e.g, Marquis wheat, Kennebec Irish potato, Winesap apple, and Kentucky wonder pole bean.

West Indies—principal countries of: Anguilla, Antigua and Barbuda, Bahamas, Barbados, Cayman Islands, Cuba, Dominica, Dominican Republic, Grenada, Guadeloupe (and St. Barthelemy), Haiti, Jamaica, Martinique, Montserrat, St. Eustatius, St. Kitts and Nevis, St. Lucia, St. Martin, St. Vincent and the Grenadines, Turks and Caicos Islands, and the British Virgin Islands.

Glossary

Definitions, Terms, and Abbreviations

Index

A

- Abelmoschus* 3-40
- Abrin 3-28
- Abrus precatorius* 3-28
- Acorn 3-5
- Adlay millet (*Coix*)
regulating 3-35
- Aegilops* 3-25, 3-52
- African bush mango 3-33
- African finger millet (*Eleusine coracana* subsp. *africana*)
regulating 3-35
- Allegheny ciinkapin, see Chestnut
- Almond (*Prunus dulcis*)
regulating 3-43
- Animated oats
regulating 3-39
- Apricot (*Prunus armeniaca*)
regulating 3-43
- Arachis* 3-41
- Armgrass millet
regulating 3-35
- Australian millet (*Panicum decompositum*)
regulating 3-35
- Avena* 3-39
- Avocado seed (*Persa americana*)
regulating 3-6

B

- barb goatgrass 3-25
- Beans, Mexican jumping 3-34
- Broad bean, see faba bean
- Broad bean, see *faba bean*
- Broom millet (*Panicum miliaceum* subsp. *miliaceum*)
regulating 3-35
- Broomcorn millet (*Panicum miliaceum* subsp. *miliaceum*)
regulating 3-35
- Browntop millet
regulating 3-35
- Bulrush millet (*Echinochloa turneriana*)
regulating 3-35

C

- Caley peas (*Lathrus*)
regulating 3-50
- Cannabis sativa* 3-8, 3-26
- Caracan millet (*Eleusine coracana*)
regulating 3-35
- Castanea* spp 3-9
- Castor-bean (*Ricinus communis*)
regulating 3-8
- Catch-fly grass seed (*Leersia lenticularis*)
regulating 3-21
- Cattail millet (*Pennisetum glaucum*)
regulating 3-35
- Channel millet (*Echinochloa turneriana*)
regulating 3-35

Charmagaz 3-19

Cherry (*Prunus*) 3-43

Chestnut (*Castanea*)
regulating 3-9

Chickling peas (*Lathrus*)
regulating 3-50

Coconut (*Cocos nucifera*)
regulating 3-11

Coffee (*Coffea*) 3-12

Cola nut (*Cola acumenata*)
regulating 3-29

Common millet(*Panicum miliaceum* subsp. *miliaceum*)
regulating 3-35

Corn (*Zea mays*) 3-13

Cotton (*Gossypium*) 3-18

Crab's-eye 3-28

Cucumber (*Cucumis sativus*)
regulating 3-19

Cucurbit
regulating 3-19

Cumin (*Cuminum cyminum*)
regulating 3-20

Cuscuta 3-22

Cuscuta chinensis 3-22

Cuscutae japonica 3-22

Cydia deshaisiana 3-34

D

Daal
regulating 3-30

Dika nut 3-33

Distribution update sheet B-5

Dodder 3-22

E

Echinochloa 3-35

Egusi seeds
regulating 3-19

Elm seed
regulating 3-23

Etima nut 3-33

Everlasting peas (*Lathrus*)
regulating 3-50

F

Faba bean *Vicia faba*
regulating 3-24

finger millet(*Eleusine coracana*)
regulating 3-35

Flat peas (*Lathrus*)
regulating 3-50

Fonio millet
regulating 3-35

Foxtail millet(*Setaria italica* subsp. *italica*)
regulating 3-35

G

German millet(*Setaria italica* subsp. *italica*)
regulating 3-35

Grass 3-21

Grass peas (*Lathrus*)
regulating 3-50

Green foxtail millet(*Setaria italica* subsp. *viridis*)
regulating 3-35

Guinea millet
regulating 3-35

H

Hemp [3-26](#)

Herbal medicine [3-22](#)

Hibiscus seed
regulating [3-27](#)

Hog millet (*Panicum miliaceum* subsp. *miliaceum*)
regulating [3-35](#)

Horse bean, see faba bean

Hungarian millet (*Setaria italica* subsp. *italica*)
regulating [3-35](#)

I

Indian barnyard millet (*Echinochloa frumentacea*)
regulating [3-35](#)

Irvingia spp. [3-33](#)

Italian millet (*Setaria italica* subsp. *italica*)
regulating [3-35](#)

J

Jacob's tears *Coix lacryma*
regulating [3-13](#)

Japanese barnyard millet (*Echinochloa esculenta*)
regulating [3-35](#)

Japanese millet (*Echinochloa esculenta*)
regulating [3-35](#)

Jequirity-bean (*Abrus precatorius*)
regulating [3-28](#)

K

Kenaf [3-27](#)

Kola nut
regulating [3-29](#)

L

Lentils [3-53](#)
regulating [3-30](#)

Leptochloa [3-48](#)

Little millet (*Panicum sumatrense*)
regulating [3-35](#)

Love-bean [3-28](#)

M

Macadamia nut (*Macadamia integrifolia*)
regulating [3-31](#)

Mallow [3-27](#)

Mangifera [3-33](#)

Mango millet (*Bromus mango*)
regulating [3-35](#)

Mango seed
regulating [3-33](#)

Mango, African bush [3-33](#)

Manual
distribution update sheet [B-5](#)
order form for [B-7](#)

Marijuana, see hemp

Melon seeds
regulating [3-19](#)

Millet
regulating [3-13](#)
see corn [3-15](#)

Millet bâtard
regulating [3-35](#)

Millet chandelles (*Pennisetum glaucum*)
regulating [3-35](#)

Millet commun (*Panicum miliaceum* subsp. *miliaceum*)
regulating [3-35](#)

Millet d'Italie (*Setaria italica* subsp. *italica*)
regulating [3-35](#)

Millet des oiseaux (*Setaria italica* subsp. *italica*)
regulating [3-35](#)

Millet grass
regulating 3-35

Millet Japonais(*Echinochloa esculenta*)
regulating 3-35

Millet panic (*Panicum repens*)
regulating 3-35

Millet perle(*Pennisetum glaucum*)
regulating 3-35

Millet rampant(*Panicum repens*)
regulating 3-35

Millet-rice(*Echinochloa colona*)
regulating 3-35

Minnie-minnies 3-28

Miscellaneous and Processed Products
Manual 3-22

Mixtures of seeds 3-4

N

Niger seed
regulating 3-36, 3-37

Non-indigenous species 3-22

Noog, see Niger seed

Nug, see Niger seed

O

Oats
regulating 3-39

Odika nut 3-33

Okra seed
regulating 3-40

Oogbono nut 3-33

Ordering manuals
manual order form B-7

Oryza 3-46

P

Panic millet(*Panicum miliaceum* subsp. *miliaceum*)
regulating 3-35

Peanut 3-41

Pearl millet(*Pennisetum glaucum*)
regulating 3-35

Peas (*Lathrus*)
caley 3-50
chickling 3-50
everlasting 3-50
flat 3-50
grass 3-50
perennial 3-50
rough 3-50
sweet 3-50
tangier 3-50
yellow 3-50

Perennial peas (*Lathrus*)
regulating 3-50

Persea spp. 3-6

Plum (*Prunus domestica*) 3-43

Prayer-beads 3-28

Proso millet(*Panicum miliaceum* subsp. *miliaceum*)
regulating 3-35

Prunus 3-43

Pseudo-millet
regulating 3-35

Pumpkin seed (*Curcubita maxima*)
regulating 3-19

R

Ribes 3-45

Rice millet
regulating 3-35

Rice, wild (*Zizania aquatica*) 3-53

Ricin 3-8

Ricinus communis 3-8

Rosary-pea 3-28

Rose mallow seed (*Hibiscus moscheutos*)
regulating 3-27

Roselle 3-27

Rough peas (*Lathrus*)
regulating 3-50

S

Seaside millet
regulating 3-35

Sebastiania spp. 3-34

Seed for sprouting 1-2

Semen cuscutae 3-22

Shama millet(*Echinochloa colona*)
regulating 3-35

Siberian millet(*Echinochloa frumentacea*)
regulating 3-35

Solanum 3-47

Sorrel 3-27

Sowi milletBroom millet (*Panicum hirticaulesubsp.*
hirticaule)
regulating 3-35

Specialized words
meaning
See Glossary

Sprouting seeds 1-2

Squash seeds (*Curcubita*)
regulating 3-19

Sugarcane (*Sacchurum Oficinarium*) 3-49

Sweet Caley peas (*Lathrus*)
regulating 3-50

Sweet Pea (*Lathrus*) 3-50

T

Tangier peas (*Lathrus*)
regulating 3-50

Teff
regulating 3-35

Terms
See Glossary

Texas millet
regulating 3-35

Triticum 3-25, 3-52

Tu Si Zi 3-22

V

Vernal millet
regulating 3-35

Vetch (*Vicia sativa*) 3-51

Vicia 3-51

W

Water millet
regulating 3-35

Wheat (*Triticum*) 3-25, 3-52

White grass seed
regulating 3-21

Wild finger millet(*Eleusine coracana subsp. afri-*
cana)
regulating 3-35

Wild foxtail millet(*Setaria italica subsp. viridis*)
regulating 3-35

Wild oats
regulating 3-39

Wild proso millet(*Panicum miliaceum subsp. rud-*
erale)
regulating 3-35

Index:

Wild rice, regulating [3-53](#)

Windsor bean, see faba bean

Wood millet
regulating [3-35](#)

Words
specialized meaning
See Glossary

Y

Yellow peas (*Lathrus*)
regulating [3-50](#)

Z

Zea mays [3-13](#)

Zizania spp., regulating [3-53](#)

Seed Not for Planting

Comment Sheet

Directions

Use this sheet if you have a suggestion for improving the formatting (design, layout, composition), grammar, or spelling in the manual. **Do not** use this sheet to order manuals or change the number of manuals you receive or your mailing address (see *Appendix B, Maintaining Your Manuals Overview*).

Description of the problem, error, inconsistency, missing or insufficient information

Description of the suggested improvement or recommended change

Reason for improvement or change

Fold this sheet in thirds so that your comments are on the inside and the Manuals Unit's address is in the center. Tape, stamp and mail.

USDA-APHIS-PPQ MANUALS UNIT
Attn: Unprocessed Seeds Import Manual Comment Sheet
69 Thomas Johnson Drive, Suite 100
Frederick, MD 21702
