



National Institute for Occupational Safety and Health  
National Personal Protective Technology Laboratory  
P.O. Box 18070  
Pittsburgh, PA 15236

|                                 |               |                        |
|---------------------------------|---------------|------------------------|
| Procedure No. TEB-APR-STP-0033C | Revision: 2.0 | Date: 18 December 2006 |
|---------------------------------|---------------|------------------------|

DETERMINATION OF AMMONIA SERVICE LIFE TEST,  
POWERED AIR-PURIFYING RESPIRATORS WITH CARTRIDGES  
STANDARD TESTING PROCEDURE (STP)

1. PURPOSE

This test establishes the procedure for ensuring that the level of protection provided by powered air-purifying respirators (PAPR) with cartridges submitted for Approval, Extension of Approval, or examined during Certified Product Audits, meet the minimum ammonia service life test requirements set forth in 42 CFR Part 84, Subpart L, Section 84.207.

2. GENERAL

This STP describes the Determination of Ammonia Service Life Test, Powered Air-Purifying Respirators with cartridges test in sufficient detail that a person knowledgeable in the appropriate technical field can select equipment with the necessary resolution, conduct the test, and determine whether or not the product passes the test.

3. EQUIPMENT / MATERIAL / REFERENCES

3.1. The list of necessary test equipment and materials follows:

3.1.1. Miller Nelson Research Model 401 Flow-Temperature-Humidity Control System (250 lpm) or equivalent. Air flow control accuracy is  $\pm 2\%$  F.S. Temperature control accuracy is  $\pm 1^\circ\text{C}$ . Humidity control accuracy is  $\pm 3\%$  R.H.

3.1.2. Edge Tech Dew Prime II Hygrometer, Model 2000 or equivalent. Accuracy is  $\pm 0.2^\circ\text{C}$ ,  $\pm 0.5\%$  RH.

3.1.3. Air-Sentry IMS Ammonia Analyzer Model 10R-NH3-50PPM or equivalent. Range for ammonia is 1 to 3000 ppmv  $\pm 0.1\%$  of full scale.

3.1.4. Air-Sentry IMS Ammonia Analyzer Model 10R-NH3-4000M or equivalent. Range for ammonia is 0.1 to 50 ppmv  $\pm 0.1\%$  of full scale.

3.1.5. Mass Flow Controllers, Brooks Instruments, variable flow rate depending on use, model series 5850S and 5853S. Accuracy is 0.7% setpoint & 0.2% FS.

3.1.6. Read Out and Control Electronics, Brooks Instruments, Model 0154.

|            |                  |                  |                  |
|------------|------------------|------------------|------------------|
| Approvals: | <u>1st</u> Level | <u>2nd</u> Level | <u>3rd</u> Level |
|------------|------------------|------------------|------------------|

|                                 |               |                        |              |
|---------------------------------|---------------|------------------------|--------------|
| Procedure No. TEB-APR-STP-0033C | Revision: 2.0 | Date: 18 December 2006 | Page 2 of 10 |
|---------------------------------|---------------|------------------------|--------------|

- 3.1.7. American Meter Co. Dry Test Meter Model DTM-325.
- 3.1.8. Certified cylinders of approximately 50 ppmv ammonia and 1000 ppmv ammonia in nitrogen.
- 3.1.9 Ammonia cylinder, 99% purity.
- 3.2. Test fixture for mounting PAPR cartridges. PAPR cartridges are tested on their blower units if possible, with the breathing tube attached to the outlet port, or on suitable substitutions, if the unit is too large for the test chamber.
- 3.3. The test chamber consisting of an approximately 12" x 12" x 7" air tight box, with 2 clamp type locks on the door opening lined with gasket material, and appropriate inlet, outlet and sampling ports. This fixture is not commercially available.
- 3.4 Refer to the following Work Instructions for further information on performing this test:  
TEB-RCT-APR-WI-1001 – Laboratory Safety Procedures for Ammonia Tests  
TEB-RCT-APR-WI-1101 – Calibration Procedures for Ammonia Tests  
TEB-RCT-APR-WI-1201 – Start-Up and Shut-Down Procedures for Ammonia Tests  
TEB-RCT-APR-WI-1301 – Using the LabView System for Ammonia Tests  
TEB-RCT-APR-WI-1401 – Reporting Results for Ammonia Tests

4. TESTING REQUIREMENTS AND CONDITIONS

- 4.1. Prior to beginning any testing, all measuring equipment to be used must have been calibrated in accordance with the testing laboratory's calibration procedure and schedule. All measuring equipment utilized for this testing must have been calibrated using a method traceable to the National Institute of Standards and Technology (NIST) when available.
- 4.2 Any laboratory using this procedure to supply certification test data to NIOSH will be subject to the provisions of the NIOSH Supplier Qualification Program (SQP). This program is based on the tenets of *ISO/IEC 17025, the NIOSH Manual of Analytical Methods* and other NIOSH guidelines. An initial complete quality system audit and follow on audits are requirements of the program. Additional details of the Program and its requirements can be obtained directly from the Institute.\*  
\***Note** 4.2 does not apply to Pretest data from applicants as required under 42 CFR 84.64.
- 4.3 Precision and accuracy (P&A) must be determined for each instrument in accordance with laboratory procedures and NIOSH/NPPTL guidance. Sound practice requires, under *NIOSH Manual of Analytical Methods*, demonstrating a tolerance range of expected data performance of a plus or minus 25% of a 95% confidence interval of the stated standard requirement. NIOSH/NPPTL P&A tolerance can be higher but not lower.

4.4 The precision and accuracy of this method was determined by validation testing of a single lot of commercially available multi-gas type cartridges. The results of these tests are shown in the table below.

| TEST TYPE     | MEAN SERVICE LIFE (MINUTES) | STD. DEV. |
|---------------|-----------------------------|-----------|
| AS RECEIVED   | 39.15                       | 3.64      |
| EQUIL. 25% RH | 103.92                      | 8.72      |
| EQUIL. 85% RH | 118.25                      | 10.0      |

4.5. Normal laboratory safety practices must be observed. Please refer to Material Safety Data Sheets and the current NIOSH Pittsburgh Health and Safety Program for the proper protection and care in handling, storing, and disposing of the chemicals and gases used in this procedure.

4.6 The cylinder of 99% ammonia, as well as the calibration gas cylinders, are typically used inside the laboratory fume hood. If there is a release of 99% ammonia outside the hood, sound an alarm, and any personnel in the laboratory should immediately exit from the building.

#### 4.7 AMMONIA BENCH TESTS FOR PAPR CARTRIDGES

4.7.1 Resistances and airflows for tight fitting PAPR will be taken before and after each test. Airflows only for loose fitting PAPR will be taken before and after each test. The standard testing procedures are described in TEB-APR-STP-003, TEB-APR-STP-007 and TEB-APR-STP-0012.

4.7.2 Test conditions as required by 42 CFR 84.207.

| SAMPLE | CONDITION       | EQUILIBRATION CONDITIONS FOR 6 HOURS |                           |                           |        | TEST CONDITIONS |                           |                           |        | TEST CONCENTRATION | BREAKTHROUGH CONCENTRATION |
|--------|-----------------|--------------------------------------|---------------------------|---------------------------|--------|-----------------|---------------------------|---------------------------|--------|--------------------|----------------------------|
|        |                 | TEMP. ° C                            | AIRFLOW TIGHT FITTING LPM | AIRFLOW LOOSE FITTING LPM | R.H. % | TEMP. ° C       | AIRFLOW TIGHT FITTING LPM | AIRFLOW LOOSE FITTING LPM | R.H. % | PPMV AMMONIA       | PPMV AMMONIA               |
| 1-3    | AS RECEIVED     | NA                                   | NA                        | NA                        | NA     | 25              | NA                        | NA                        | 50     | 1000               | 50                         |
| 4-5    | EQUIL. 25% R.H. | 25                                   | 115                       | 170                       | 25     | 25              | 115                       | 170                       | 50     | 1000               | 50                         |
| 6-7    | EQUIL. 85% R.H. | 25                                   | 115                       | 170                       | 85     | 25              | 115                       | 170                       | 50     | 1000               | 50                         |

Tolerances:

| PARAMETER | TOLERANCE   |
|-----------|-------------|
| 25°C      | ± 2.5°C     |
| 115 LPM   | ± 2.0 LPM   |
| 170 LPM   | ± 2.0 LPM   |
| 25% R.H.  | ± 3% R.H.   |
| 50% R.H.  | ± 3% R.H.   |
| 85% R.H.  | +0/-5% R.H. |
| 1000 ppmv | ± 10%       |

NOTES: R.H. levels greater than 85% are difficult to maintain and may cause rapid degradation of service life.

Tolerance on accuracy of air flow rates exceeds specification on Miller Nelson control unit because flow rates are calibrated for every test. This improves the precision of the measurement and allows for the tighter tolerance on short-term drift.

4.7.3 All equilibrated cartridges will be resealed, kept in a position such that the direction of airflow would be horizontal, at room temperature, and testing shall begin within 18 hours.

5. PROCEDURE

Note: Reference Section 3 for equipment, model numbers and manufacturers. Work Instructions are to be used in conjunction with standard NIOSH test apparatus.

- 5.1 Set up the test equipment as shown in Figure 1.
- 5.2 Calibrate the breakthrough NH<sub>3</sub> analyzer using the certified gas cylinder containing the 50 ppmv standard. Calibrate the challenge NH<sub>3</sub> analyzer using the certified gas cylinder containing the 1000 ppmv standard.
- 5.3 Establish the correct humidity and temperature for the sample being tested as per the test requirements in paragraph 4.7.
- 5.4 Set the airflow to the required level for the sample being tested as per the test requirements in paragraph 4.7. Calibrate the total airflow, including any additional flow arising from challenge gas flow rates and / or hygrometer flow rates, from the test fixture using the dry test meter.
- 5.5 Weigh the PAPR cartridge(s) and record the weight.
- 5.6 Measure initial inhalation and exhalation resistances of the PAPR cartridge(s) mounted on the respirator if the test sample is a tight-fitting PAPR as described in TEB-APR-STP-003 and TEB-APR-STP-007. Measure airflows of PAPR cartridge mounted on blower

assembly with the entire respirator as described in TEB-APR-STP-0012. Record values on the data sheet.

- 5.7 Make sure diverter valve in the system is diverting the challenge concentration airflow to discharge and not into the testing chamber.
- 5.8 Mount PAPR cartridge(s) and blower assembly onto test fixture, and place in testing chamber.
- 5.9 Divert 0.8 lpm airflow to the ammonia challenge detector.
- 5.10 Open the 99% ammonia cylinder.
- 5.11 Establish the test concentration of 1,000 ppmv  $\pm$  10% ammonia by setting the theoretical flow rate of pure ammonia to mix with the flow of air to produce the required concentration (see table below). Then, set the mass flowmeter to that level, and monitor the challenge concentration on the analyzer. Adjust the flowmeter setting as required. Once the ammonia concentration has been established and is stable, testing may begin.

| FLOW RATE FOR TEST | FLOW RATE OF PURE AMMONIA TO ACHIEVE 1000 PPMV |
|--------------------|--|
| lpm                | sccm or mL/min.                                |
| 115                | 115  |
| 170                | 170  |

- 5.12 Monitor and record challenge and breakthrough temperatures, challenge RH and breakthrough values and times throughout testing.
- 5.13 Run test until breakthrough of 50.0 ppmv is observed or minimum service life shown in section 6.2 is surpassed by 10%.
- 5.14 At end of test, system will automatically direct challenge concentration airflow through diverter valve to discharge.
- 5.15 Dismount PAPR cartridge(s), weigh and record final weight, and take final inhalation and exhalation resistances as described in TEB-APR-STP-003 and TEB-APR-STP-007 if the test sample is a tight-fitting PAPR. Measure final airflows of PAPR cartridge mounted on blower assembly with the entire respirator as described in TEB-APR-STP-0012. Record values on the data sheet.
- 5.16 If there is another sample to test, repeat steps 5.5 – 5.15.
- 5.17 After all tests are completed for the shift, set temperature and humidity to zero on the Miller Nelson system and allow clean air to pass through the system for 30 minutes. Purge the breakthrough and challenge detectors with clean air for 15 minutes.

6. PASS/FAIL CRITERIA

6.1. The legal basis for passing this test is set forth in 42 CFR Part 84, Subpart G, Section 84.63(a)(c)(d), and Subpart L, Section 84.207.

6.2 Minimum service life requirements for PAPR cartridges are shown below.

| Cartridge | Test condition | Test atmosphere |                          | Flowrate (l.p.m.) <sup>2</sup> | Number of tests | Penetration <sup>1</sup> (p.p.m.v.) | Minimum life <sup>2,3</sup> (min.) | Minimum life <sup>2,3</sup> (min.)      |
|-----------|----------------|-----------------|--------------------------|--------------------------------|-----------------|-------------------------------------|------------------------------------|---|
|           |                | Gas or vapor    | Concentration (p.p.m.v.) |                                |                 |                                     | Cartridge for One Type of Gas      | Cartridge for More Than One Type of Gas |
| Ammonia   | As received    | NH <sub>3</sub> | 1000                     | 115 / 170                      | 3               | 50                                  | 50                                 | 25                                      |
| Ammonia   | Equilibrated   | NH <sub>3</sub> | 1000                     | 115 / 170                      | 4               | 50                                  | 25                                 | 12.5                                    |

<sup>1</sup>Minimum life will be determined at the indicated penetration.

<sup>2</sup>Test flowrate shall be 115 lpm for tight fitting facepieces and 170 lpm for loose fitting facepieces.

<sup>3</sup>Where a respirator is designed for respiratory protection against more than one type of gas or vapor, as for use in ammonia and in chlorine, the minimum life shall be 25 minutes for as received samples, and 12.5 minutes for equilibrated samples. Where a respirator is designed for respiratory protection against ammonia alone, or more than one gas of a single type, as for use in ammonia and methylamine, the minimal life shall be 50 minutes for as received samples, and 25 minutes for equilibrated samples (see Table entries).

## 7. RECORDS/TEST SHEETS

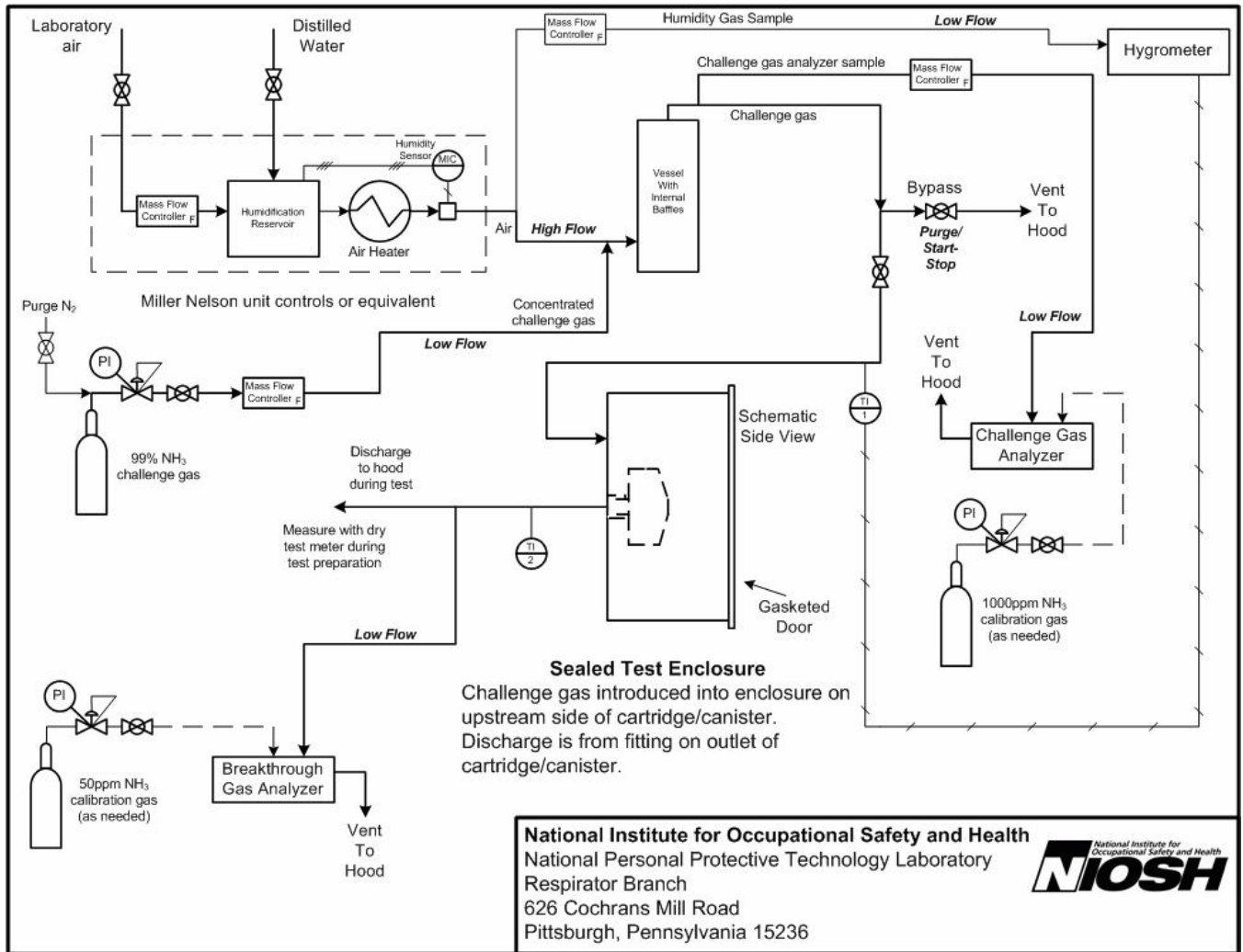
7.1. Record the test data in a format that shall be stored and retrievable.

## 8. ATTACHMENTS


8.1. Bench Top Set-up

8.2. Data Sheet

### 8.1 Bench Top Set-Up.



8.2 Data Sheet

|  |  |  |  |                    |  |                    |  |  |  |
|--|--|--|--|--------------------|--|--------------------|--|--|--|
|  <b>RB - RESPIRATOR CERTIFICATION TEAM</b><br><b>GAS &amp; VAPOR RESPIRATOR TEST DATA SHEET (Ref.33-48,50,62)</b> |  |  |  |                    |  |                    |  |  |  |
| Task Number: TN- _____   |  |  |  | Gas Name: _____    |  | STP No.: [ _____ ] |  |  |  |
| Manufacturer: _____  |  |  |  | Item Tested: _____ |  |                    |  |  |  |

| RESISTANCE  | Maximum Allowable Resistance (mm of H <sub>2</sub> O) |  |            |  | Actual Resistance (mm of H <sub>2</sub> O) |       |            |       | Result |
|---|---|--|------------|--|--|-------|------------|-------|--------|
|   | Inhalation  |  | Exhalation |  | Inhalation                                 |       | Exhalation |       |        |
|   |   |  | Initial    |  | Initial                                    | Final | Initial    | Final |        |
| 1   |   |  |            |  |  |       |            |       |        |
| 2   |   |  |            |  |  |       |            |       |        |
| 3   |   |  |            |  |  |       |            |       |        |
| 4   |   |  |            |  |  |       |            |       |        |
| 5   |   |  |            |  |  |       |            |       |        |
| 6   |   |  |            |  |  |       |            |       |        |
| 7   |   |  |            |  |  |       |            |       |        |
| Overall Results: Pass _____ Fail _____ Comment: _____ |   |  |            |  |  |       |            |       |        |


  

| WEIGHTS AND AIRFLOWS                                  | WEIGHTS (gm) |  |  |  | Conc. (ppmv) | AIRFLOW (Lpm) |     |             |       |
|---|--------------|--|--|--|--------------|---------------|-----|-------------|-------|
|   | Con'd        |  |  |  |              | Test Rate     |     | (PAPR Only) |       |
|   |              |  |  |  |              | RH%           | Lpm | Initial     | Final |
| 1   |              |  |  |  |              |               |     |             |       |
| 2   |              |  |  |  |              |               |     |             |       |
| 3   |              |  |  |  |              |               |     |             |       |
| 4   |              |  |  |  |              |               |     |             |       |
| 5   |              |  |  |  |              |               |     |             |       |
| 6   |              |  |  |  |              |               |     |             |       |
| 7   |              |  |  |  |              |               |     |             |       |
| Overall Results: Pass _____ Fail _____ Comment: _____ |              |  |  |  |              |               |     |             |       |


  

| DATA TABLE | Test Cond. | Final Time (min) | Leakage (ppmv) | Temperature (°C) |       | Corrected Time (min) |
|------------|------------|------------------|----------------|------------------|-------|----------------------|
|            |            |                  |                | Dns              | Upstr |                      |
|            |            |                  |                | tream            | eam   |                      |
| 1          |            |                  |                |                  |       |                      |
| 2          |            |                  |                |                  |       |                      |
| 3          |            |                  |                |                  |       |                      |
| 4          |            |                  |                |                  |       |                      |
| 5          |            |                  |                |                  |       |                      |
| 6          |            |                  |                |                  |       |                      |
| 7          |            |                  |                |                  |       |                      |

|   |  |  |  |  |             |  |  |  |  |
|---|--|--|--|--|-------------|--|--|--|--|
|  |  |  |  |  |             |  |  |  |  |
| Overall Results: Pass _____ Fail _____ Comment: _____                               |  |  |  |  |             |  |  |  |  |
| Was all testing equipment in calibration throughout all testing: Yes _____ No _____ |  |  |  |  |             |  |  |  |  |
| Signature: _____  |  |  |  |  | Date: _____ |  |  |  |  |



|  |
|--|
|  <p><b>NIOSH</b> <small>National Institute for Occupational Safety and Health</small><br/>RB - RESPIRATOR CERTIFICATION TEAM<br/>GAS &amp; VAPOR RESPIRATOR TEST DATA SHEET (Ref. 33-48,50,62)</p> <p>Task Number: TN- _____ Gas Name: _____<br/>Manufacturer: _____ Item Tested: _____</p> <p>STP No.: [ _____ ] <span style="float: right;">Page 2</span></p> |
|--|

|  |
|--|
| <p>Additional Comments:<br/>Signature: _____ Date: _____</p> |
|--|

### Revision History

| <b>Revision</b> | <b>Date</b>      | <b>Reason for Revision</b>   |
|-----------------|------------------|--|
| 1.0             | 8 March 2002     | Historic document  |
| 1.1             | 6 June 2005      | Update header and format to reflect lab move from Morgantown, WV<br>No changes to method                     |
| 2.0             | 18 December 2006 | Significant rewrite of RCT-APR-STP-0033. Changes affect form and provide clarification of technical content. |
|                 |                  |  |