

GovBenefits.gov
The Official Benefits Web Site of the U.S.
Government



Table of Contents

➤ <u>Overview of GovBenefits.gov</u>	Page 3
➤ <u>Overview of Community Advocate Resource Web Page</u>	Page 4
➤ <u>Types of Benefit Programs</u>	Page 5
➤ <u>How GovBenefits.gov Works</u>	Page 6
➤ <u>How to Search by Questionnaire</u>	Page 7
➤ <u>How to Search by Keyword</u>	Pages 8 and 9
➤ <u>How to Search by Category</u>	Page 10
➤ <u>How to Search by Life Event</u>	Page 11
➤ <u>Overview of GovLoans.gov</u>	Page 12
➤ <u>How GovLoans.gov Works</u>	Page 13
➤ <u>How to Search GovLoans.gov by Keyword and Category</u>	Page 14
➤ <u>Viewing GovLoans.gov Search Results</u>	Page 15
➤ <u>Web Site Addresses</u>	Page 16

What Is GovBenefits.gov?

- A free and confidential website that provides people with access to eligibility information on more than 1,000 benefit programs
- A single point-of-access to search benefit eligibility information through a confidential pre-screening questionnaire, or other simple search options, including keyword, benefit category, and life event searches.
- The site also provides details of each benefit program and instructions on how to apply

The screenshot shows the GovBenefits.gov website interface. At the top, it features the logo "GOV Benefits.gov™" with the tagline "Your Benefits Connection". Below the logo, there is a navigation bar with links for "ABOUT", "ESPAÑOL", "FAQS", "PRESS ROOM", and "CONTACT US". The main content area is divided into several sections:

- KEYWORD SEARCH:** A search box with a dropdown menu for "states" (currently set to "-- all states --") and a "GO" button.
- GET RESULTS BY QUESTIONNAIRE:** A section with a "GO" button and the text "Find a complete list of programs you may be eligible to receive."
- BROWSE BY CATEGORY:** A section with a "GO" button and the text "Get a list of GovBenefits.gov programs by category."
- DO YOU NEED BENEFITS BECAUSE OF A LIFE EVENT?:** A section with a dropdown menu for "select life event" and a "GO" button.
- MOST POPULAR BENEFITS:** A section with a dropdown menu for "select benefit" and a "GO" button.
- LOCATE BENEFITS BY STATE:** A section with a "GO" button and the text "Get a list of State programs on GovBenefits.gov."
- LOCATE FEDERAL BENEFITS:** A section with a "GO" button and the text "Get a list of Federal programs on GovBenefits.gov."

On the right side of the page, there are several news items and links:

- March 2, 2006:** "GovBenefits.gov Highlights Benefit Programs in Tribute to Women's History Month" with a "read more" link.
- March 2, 2006:** "GovBenefits.gov Offers Poison Prevention Tips" with a "read more" link.
- October 21, 2005:** "President Bush Recommends GovBenefits.gov as One Stop for Federal Benefits" with a "read more" link.

At the bottom of the page, there are logos for "GovLoans.gov", "FIRSTGOV.gov", and "E-GOV".



Community Advocate Resource Page

A Special Page for You!

- **Your service to American citizens is very important. That's why GovBenefits.gov has created a special section on our Web site that's all your own.**
- **Use the Community Advocate Resource Page as you assist your clients.**
- **The Community Advocate Resource Page Allows You to:**
 - ❑ Perform all GovBenefits.gov search methods directly from page
 - ❑ View upcoming conferences, important to the intermediary community
 - ❑ Order free poster and brochure materials
 - ❑ View the GovBenefits.gov Connection Monthly Newsletter

Many of the Benefits Listed Could Apply to Your Clients!

- **No matter who you are servicing, GovBenefits.gov provides prescreening and contact information for a variety of benefit programs including:**
 - ❑ The Employment and Training Assistance program; the Emergency Food Assistance program; the Stafford Loans for Students; the U.S. Citizenship and Immigration Services; the Weatherization Assistance Program for Low-Income Persons; the Minority Access to Research Careers Program; Medicare; Medicaid; Special Milk Program; veteran programs; Social Security programs; and hundreds more.

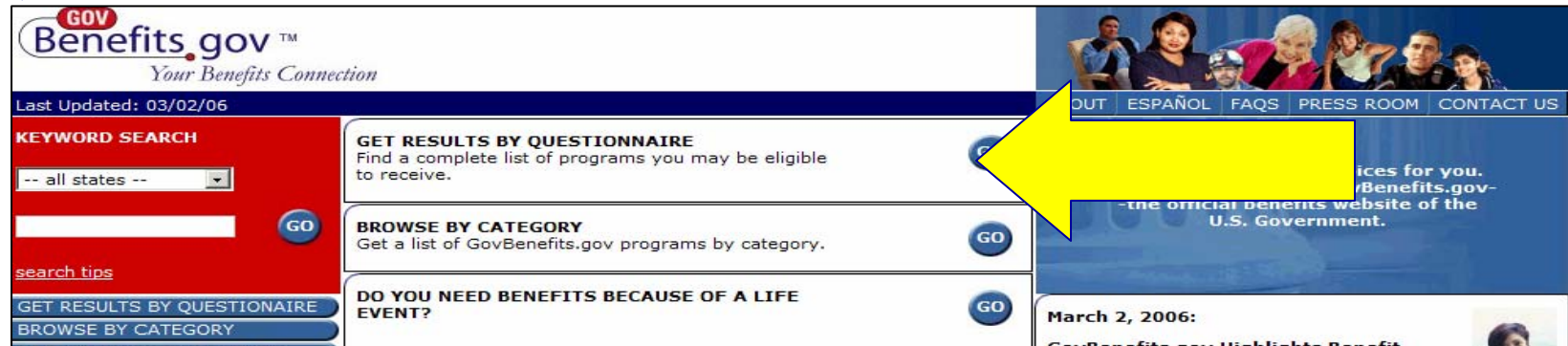
How Does GovBenefits.gov Work?

- Visit the site at <http://www.GovBenefits.gov>
- Search for benefits using a number of options, including:
 - ❑ Confidential Questionnaire Search
 - ❑ Keyword search
 - ❑ Benefit Category search
 - ❑ Life event Search
- View results of search detailing programs you may be eligible for and how to apply

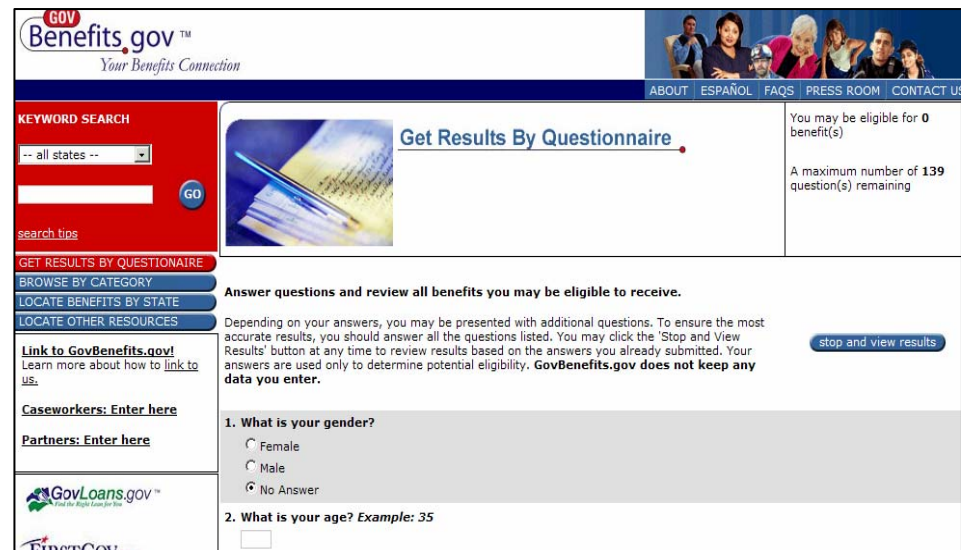


How to Search by Questionnaire

- In the upper middle section of the site, click the Go button next to “Get Results by Questionnaire”

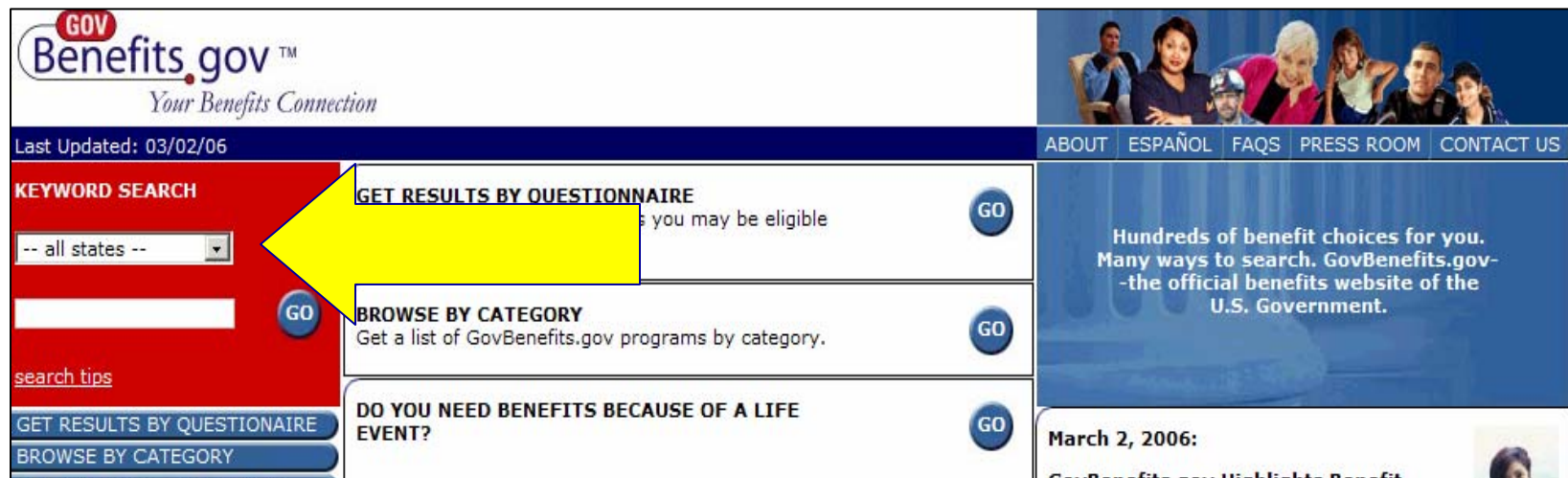


- Answer as many questions as you like in the questionnaire that appears
- You can stop and see results at any time, or you can answer more questions when you reach the bottom of the page
- When viewing results, if you click “What is it?” you are taken to a description of the program and contact information
- In the detailed report that appears, you have the option of printing or emailing the results. Once you leave the GovBenefits.gov site, the results will be lost unless you have printed or emailed them for your records



How to Search by Keyword

- In the upper left, there is a red box that has a Pull down menu of states and below that is a box where you can type in a keyword.
- In the pull down menu, you can select:
 - ❑ All States
 - ❑ No State (which will provide a list of Federal programs only)
 - ❑ Specific States (e.g. Alabama, Maryland, Tennessee)



- After making a selection from the pull down menu, enter a keyword in the box below- (e.g. housing, grant, pension) and click on the Go button

How to Search by Keyword... continued

KEYWORD SEARCH

-- all states --

GO

[search tips](#)

[GET RESULTS BY QUESTIONNAIRE](#)

[BROWSE BY CATEGORY](#)

[LOCATE BENEFITS BY STATE](#)

[LOCATE OTHER RESOURCES](#)

Link to GovBenefits.gov!
Learn more about how to [link to us](#).

We value your opinion!
Tell us what you think by taking a GovBenefits.gov [survey](#).

Caseworkers: Enter here

Partners: Enter here

[GovLoans.gov](#)

Search Results

Your search found 98 benefit programs. You have the following options:

- Refine your search by selecting a state or "no states" from the drop down box within the Keyword Search box,
- Select benefit program(s) and click on "What is it?" to learn more about program, or
- Select benefit program(s) and click "Am I eligible?" to begin the online questionnaire for those programs.

	Program name	What is it?	Am I eligible?
Select all		View all selected	View all selected
<input type="checkbox"/>	Adjustable Rate Mortgage Insurance (HUD/FHA)	What is it?	Am I eligible?
<input type="checkbox"/>	Alaska Heating Assistance Program (LIHEAP)	What is it?	Am I eligible?
<input type="checkbox"/>	...	What is it?	Am I eligible?
<input type="checkbox"/>	...	What is it?	Am I eligible?
<input type="checkbox"/>	California Low Income Home Energy Assistance Program	What is it?	Am I eligible?
<input type="checkbox"/>	Childhood Lead Poisoning Prevention	What is it?	Am I eligible?

- A list of search results will appear.
 - ❑ 1. Click on the small box next to programs of interest
 - ❑ 2. Click on "View All Selected" for details about the program and contact information
- If you click "Am I eligible?" you are taken to the eligibility questionnaire
- In the detailed report that appears, you have the option of printing or emailing the results. Once you leave the GovBenefits.gov site, the results will be lost unless you have printed or emailed them for your records

How to Search by Category

- In the middle, second from the top, click the Go button next to “Browse by Category”

- Categories are based on:
 - ❑ Who the benefit program is for
 - ❑ What you are interested in
 - ❑ Government level
- After making your selections, click “View Results” at the bottom of the page
- A list of search results will appear. Click on the small box next to programs of interest then click on “View All Selected” for details about the program and contact information
- If you click “Am I eligible?” you are taken to the eligibility questionnaire
- In the detailed report that appears, you have the option of printing or emailing the results. Once you leave the GovBenefits.gov site, the results will be lost unless you have printed or emailed them for your records

How to Search by Life Event

- In the middle of the page, third from the top, look for bold text that says “Do you need benefits because of a life event?”

- Select the appropriate Life Event from the pull down menu and click Go
- A list of search results will appear. Click on the small box next to programs of interest and then click on “View All Selected” for details about the program and contact information
- If you click “Am I eligible?” you are taken to the eligibility questionnaire
- In the detailed report that appears, you have the option of printing or emailing the results. Once you leave the GovBenefits.gov site, the results will be lost unless you have printed or emailed them for your records

What Is GovLoans.gov?

- GovLoans.gov was developed to provide a consolidated source for Federal loan information
- It directs you to the loan information that best meets your needs.
- Five Federal agencies and GovBenefits.gov have come together to create this single point of access for Federal loan information on the Web:
 - ❑ Department of Agriculture
 - ❑ Department of Education
 - ❑ Department of Housing and Urban Development
 - ❑ Department of Veterans Affairs
 - ❑ Small Business Administration

The screenshot shows the GovLoans.gov website. At the top, the logo reads "GovLoans.gov™ Find the Right Loan for You". Below the logo is a navigation bar with links for "ABOUT", "ESPAÑOL", "FAQS", "GLOSSARY", "PRESS ROOM", and "CONTACT US". The main content area is divided into several sections:

- KEYWORD SEARCH:** A search box with a "GO" button and a "search tips" link.
- BROWSE ALL LOANS:** A section with a "GO" button and a description: "Get a list of all the loans on GovLoans.gov".
- LOCATE LOANS:** A list of buttons for "LOCATE AGRICULTURE LOANS", "LOCATE BUSINESS LOANS", "LOCATE DISASTER RELIEF LOANS", "LOCATE EDUCATION LOANS", "LOCATE HOUSING LOANS", "LOCATE VETERAN LOANS", and "LOCATE OTHER RESOURCES".
- Link to GovLoans.gov!** A section with the text "Learn more about how to link to us."
- GovBenefits.gov™:** A section with the tagline "Your Benefits Connection".
- FIRSTGOV.gov:** A section with the tagline "The U.S. Government's Official Web Portal".
- E-GOV:** A section with the tagline "The U.S. Government's Official Web Portal".

On the right side of the page, there is a sidebar with a welcome message: "Welcome to GovLoans.gov, the official Federal government loans website!". Below this are three news items:

- March 2, 2006:** "GovBenefits.gov Highlights Benefit Programs in Tribute to Women's History Month".
- March 2, 2006:** "GovBenefits.gov Offers Poison Prevention Tips".
- October 21, 2005:** "President Bush Recommends GovBenefits.gov as One Stop for Federal Benefits".

How Does GovLoans.gov Work?

- Visit the site at <http://www.GovLoans.gov>
- Search for loans by keyword or category
- View results of search detailing loans you may be interested in and how to apply
- Compare loans in a table format
- Check potential eligibility for loans of interest
- Browse additional information and resources




How to Search by Keyword and Category

- In the upper left side of the page, there is a green box where you can type in a keyword to guide your search.

The screenshot shows the GovLoans.gov website. At the top left is the logo with the tagline "Find the Right Loan for You". A navigation bar contains links for ABOUT, ESPAÑOL, FAQs, GLOSSARY, PRESS ROOM, and CONTACT US. On the left side, there is a green "KEYWORD SEARCH" box with an input field and a "GO" button. Below this is a "search tips" link and a list of loan categories: BROWSE ALL LOANS, LOCATE AGRICULTURE LOANS, LOCATE BUSINESS LOANS, LOCATE DISASTER RELIEF LOANS, LOCATE EDUCATION LOANS, LOCATE HOUSING LOANS, LOCATE VETERAN LOANS, and LOCATE OTHER RESOURCES. In the center, there is an "About GovLoans.gov" section with a photo of people and a description of the site's purpose. On the right, there are sections for "VIEW POSTER AND BROCHURE" with links to view and order posters and brochures, and a "Download Adobe Acrobat Reader" link. Three yellow arrows point to the search box (labeled "Keyword"), the category list (labeled "Categories"), and the "Other Resources" link (labeled "Other Resources").

- On the left side of the page, under the green box, there are different categories of loans to browse. You also have to ability to browse all loans.
- GovLoans.gov also provides a list of additional resources and links for related loan information

Viewing GovLoans.gov Results

- Once you have obtained your list of search results, check the box next to loans of interest.
- By clicking “What is it?” you will learn more details about the loan and obtain information on how to apply
- By clicking “View Loan Terms” you can see key information about the loan in table format. If you have selected multiple loans, you can use this table to easily conduct a comparison
- By clicking “Could I qualify?” you are taken to a confidential questionnaire that pre-screens your potential eligibility for the loan
- You have the option of printing or emailing the results. Once you leave the GovLoans.gov site, the results will be lost unless you have printed or emailed them for your records
- Select the  icon in order to print page
- GovLoans.gov also offers:
 - ❑ FAQs related to loans in general and specific loan categories
 - ❑ A glossary of terms
 - ❑ A list of questions to ask lenders

Visit GovBenefits.gov 24-hours-a-day, seven-days-a-week to explore the universe of Federal and State benefit programs available to you.

- For GovBenefits.gov in Spanish visit www.GovBenefits.gov/GovBenefits_es.portal
- To search specifically for loans, visit www.GovLoans.gov
- To search for loans In Spanish visit www.GovLoans.gov/GovLoans_es.portal



GovBenefits.gov: Free and Confidential Access to Government Benefit Eligibility Information

