




WINTER 2008

# Labette County News



**Labette County FSA**  
115 W. 4<sup>th</sup> St  
PO Box 437  
Altamont, KS 67330  
620-784-5431 phone  
620-784-5900 fax

Visit us online at  
[www.fsa.usda.gov](http://www.fsa.usda.gov) or  
email at  
[kitra.cooper@ks.usda.gov](mailto:kitra.cooper@ks.usda.gov)

**Hours:**  
Monday - Friday  
8:00a.m. – 4:30p.m.


**County Committee:**  
Darlene Ferguson, Chair  
Ken Foster, Vice Chair  
David Dhooghe, Member

County Committee meets  
the 1<sup>st</sup> Wednesday of  
each month

**Office Staff:**  
Kitra Cooper, CED  
Annetta Henry, PT  
Sally McKinzie, PT  
Dawn Thompson, PT  
Cindy Westervelt, PT

**Field Staff:**  
Leon Pearce  
Trey Thompson

**Food for Thought:**  
Twenty years from now  
you will be more disap-  
pointed by the things you  
didn't do than by the ones  
you did do. So throw off  
the bowlines. Sail away  
from the safe harbor.  
Catch the trade winds in  
your sails. Explore.  
Dream. Discover.  
---Mark Twain



## HAVE YOU APPLIED FOR CROP DISASTER OR LIVESTOCK COMPENSATION PROGRAMS?

We are currently conducting a busy signup for both the Crop Disaster Payment (CDP) and Livestock Compensation Payment (LCP) Programs. Procedure changes have been constant and we appreciate everyone's patience as we continue to contact producers for more information.

So far, we've paid out \$100,000 to Labette County livestock producers for pasture losses in 2005 or 2006, and about 1.3 million dollars to producers for crop losses in 2005, 2006, or 2007. If you suffered a drought-related pasture or crop loss in 2005, 2006, or 2007, you may be eligible for this disaster program. We estimate only about half of the eligible producers in the county have signed up for these programs. Although an application deadline has not yet been announced, please don't hesitate to contact the office for more information and to make an appointment.

LCP losses are based on 2005 and 2006 federal disaster designation periods. Producers will qualify for one of four disaster periods, based on the number of cattle they owned on the designation's start date. Eligible beef cattle are adults and non-adults over 500 lbs. The per head payment is \$10.66 for adult beef cattle and \$8.00 for non-adult beef cattle over 500 lbs. Other eligible livestock include buffalo, sheep, goats, horses used strictly in a livestock operation, and hogs NOT in a confined operation. Payments received in 2006 for the Livestock Assistance Grant Program through the Kansas Dept. of Ag will be deducted from any 2006 LCP payments.

Producers will need to provide documentation to FSA of the number and type of livestock owned for disaster designation period selected, the physical locations of pastures for that time period and the number of cattle on each pasture, a grazing loss percent for each pasture, documentation of pasture cash lease agreements, and documentation of expenses for any additional feed produced or purchased during the disaster period.

CDP is available only to producers who obtained Federal Crop Insurance Coverage or NAP (Noninsured Assistance Program) coverage through FSA. Any uninsured crops are NOT eligible for this disaster aid. We have received reports from USDA Risk Management Agency that document all crop losses for 2005, 2006, and 2007. However, producers need to provide some additional information and sign an application for each unit. Quality loss payments are also a part of this program, but details on quality loss procedure and eligibility will be coming later.

**Stay actively informed about the most current Farm Bill proposals, Senate hearings and other information concerning American agriculture at [www.agriculture.senate.gov](http://www.agriculture.senate.gov) or [www.usda.gov](http://www.usda.gov)**

## EMERGENCY CONSERVATION PROGRAM AVAILABLE FOR ICE STORM DAMAGE

ECP provides emergency cost-share assistance for farmers and ranchers to rehabilitate farmland damaged by natural disasters. Participants can receive cost-share assistance of up to 75 percent of the cost to implement approved emergency conservation practices.

We have received approval from the National FSA office to implement the ECP in Labette County. This program is established specifically to provide cost-share assistance for tree debris removal associated with the ice storm of December 9, 2007. For land to be eligible for this program, the COC must determine if the debris:

- materially affects the productive capacity of the land
- prevents carrying out effective conservation measures
- prevents returning the land to productive agriculture use, and
- is of a magnitude that requires the use of labor or equipment not normally required in the farm operation

The producer's out-of-pocket expenses for the debris removal must exceed \$1000. Producers will be required to provide documentation of all expenses incurred after the debris removal has been completed. Conservation problems existing prior to the applicable disaster are ineligible for ECP assistance. There is a payment limitation of \$200,000 per "person" per disaster.

After an application is received, the county office will contact the producer to make a field inspection. We will document the damage, both in writing and with photographs, and discuss needed assistance with the producer. Funding is not available at this time but is expected at a later date. Applications will be accepted in the county office through February 29, 2008. Please contact the office for an appointment to apply for this program if you think your farmland may be eligible.

## NAP COVERAGE AVAILABLE FOR PECANS, OTHER CROPS

Catastrophic level production loss coverage is available for pecans, walnuts, sesame, safflower, and vegetable and melon crops. The deadline to purchase coverage is March 15, 2008. Interested producers must pay the \$100 fee for their share and file form CCC-471, Application for Coverage, by the application closing deadline. A yield guarantee will be determined based on the crop production history provided by the producer.

**Important Dates**


Feb 18	Office Closed for Presidents Day
Feb 29	ECP Application Deadline for ice storm damage
Mar 15	NAP Application Deadline for pecans
Mar 31	Deadline for 2007 wheat Marketing Assistance Loans
Mar 20	National Agriculture Day
Apr 15	CRP Nesting Season Begins
May 28	Office closed for Memorial Day
May 31	Deadline to report 2008 planted small grains
May 31	Deadline for 2007 feed grain Marketing Assistance Loans

**2007 LOAN RATES**

Below are the 2007 commodity loan rates for Labette County. These rates are also the basis used for calculating LDP payment rates.

- Wheat—\$2.95/bushel
- Barley—\$1.75/ bushel
- Oats—\$1.37/bushel
- Corn—\$2.08/bushel
- Soybeans--\$4.97/bushel
- Grain Sorghum--\$3.49/cwt
- Sunflowers--\$7.81/cwt
- Canola--\$7.90/cwt

Rates can also be accessed online at [www.usda.fsa.gov](http://www.usda.fsa.gov). Under Browse By Subject, click on "Price Support."



**FARM LOAN PROGRAM RULES STREAMLINED**

As of January 1, 2008, FSA's Farm Loan Programs were modernized in an effort to make it easier for farmers, ranchers and producers to apply for loans. Over the past few years FSA has streamlined areas of its farm loan programs, such as the Guaranteed and Emergency Loan Programs, by revising loan making and servicing requirements and procedures to better serve applicants and borrowers. Direct Loans Programs streamlining includes:

- Modifying requirements to more closely conform to those used by other lenders
- Ensuring all forms are available online
- Reducing the number of forms required by nearly 50%

FSA has a number of loan programs available to assist applicants to begin or continue in agriculture production. While all qualified producers are eligible to apply for these loan programs, FSA has provided priority funding for members of Socially Disadvantaged groups. Types of loan programs available are:

- **Beginning/Small/Socially Disadvantaged Farmer Loans**—Funding to assist farmers who cannot obtain commercial credit otherwise to finance agricultural enterprises
- **Beginning Farmer Down Payment Ownership Program (10-40-50)**—The applicant puts down 10%, FSA finances up to 40%, and the remaining 50% can be financed on contract with the seller or through a conventional lender.
- **FSA Direct and Guaranteed Loans**—For both operating and farm ownership purposes. Guaranteed Loans provide lenders with a guarantee of up to 95% of the loss of principal and interest on a loan.
- **Youth Loan Projects**—For students planning their FFA, 4-H or other organized youth group project
- **Emergency Loans**—available if a county disaster declaration has been made.

**HAVE YOU MADE ANY CHANGES IN YOUR FARMING OPERATION?**

Many farming changes are made every year. If you have sold or bought land, changed the way you do business (formed or changed a trust, corporation, etc.), assumed operatorship of a farm for 2008, or any other type of farm business change, please notify us now. The best time to correct farm records is before a new program signup begins. This allows you to receive correct information and payments and can prevent problems down the road. The only way we know a change has been made is if YOU notify US.

We'd also like to remind everyone of the importance of addressing any current FSA program contracts and planted crops when selling land. FSA contracts are binding and penalties can occur when land is sold and the new owner does not choose to succeed or sign the contract. Discuss any planted crops or FSA programs with the buyer and record your joint agreement in the sales contract. If you have any questions concerning your programs or the possible consequences, please contact our office.

**E-FORMS AVAILABLE**

Producers with Internet access can fill out and print a variety of FSA paper forms at home. Participants are also encouraged to register for secure electronic access that will allow you to e-file (electronically sign and transmit) some forms directly to the county office.

To sign and transmit forms electronically, you must sign up and get a user name and password. To sign up in person, visit the county office and complete form AD-2016. The staff will verify your identity and enter your information into the system. Submitting an e-Form is convenient. You can access information any-time day or night seven days a week. It's also faster. Forms and applications can be submitted and received in the county office in a matter of minutes, not days or weeks.

The U.S. Department of Agriculture (USDA) prohibits discrimination in all its programs and activities on the basis of race, color, national origin, age, disability, and where applicable, sex, marital status, familial status, parental status, religion, sexual orientation, genetic information, political beliefs, reprisal, or because all or part of an individual's income is derived from any public assistance program. (Not all prohibited bases apply to all programs.) Persons with disabilities who require alternative means for communication of program information (Braille, large print, audiotape, etc.) should contact USDA's TARGET Center at 202-720-2600 (voice and TDD). To file a complaint of discrimination, write USDA, Director, Office of Civil Rights, 1400 Independence Avenue, SW, Washington, DC, 20250-9410, or call 800-795-3272 (voice) or 202-720-6832 (TDD). USDA is an equal opportunity provider and employer.