

NAFDPIR
21st Annual Conference
Green Bay, Wisconsin

USDA General Session
Tuesday, June 24, 2008



USDA General Session



Overview




- Morning Session:
 - 2008 Farm Bill
 - FY 2007 FDPIR Administrative Funding
 - FY 2008 Appropriations/Bison Purchases/Funding Methodology
 - FY 2008 Nutrition Education Grants
 - FY 2009 President's Budget
 - FY 2008-2012 Equipment and Facility Needs Survey
 - FNS' Response to 2007 NAFDPIR Resolutions

Overview



- Mid-Morning Session:
 - Commodity Update and Survey
 - National Warehouse Contract/ECOS
 - Implementing the *Dietary Guidelines for Americans*
 - Commodity Complaint Process
 - FDPIR Website Redesign & FDPIR Newsletter
 - Food Package Review Update
 - FDPIR Nutrition Talk Listserv

Overview




- Luncheon with USDA Under Secretary Nancy Montanez Johner
- Afternoon Session:
 - HUD Native American Programs Community Development Grants
 - FDPIR Regulations & Policy Update
 - FDPIR Management Evaluations
 - ERS/Urban Institute Study Update
 - AIS Update

Food, Conservation and Energy Act of 2008 (2008 Farm Bill)



Food, Conservation and Energy Act of 2008

Section 4211(a) - USDA may purchase bison meat from Native American bison producers and producer-owned cooperatives of bison ranchers, subject to the appropriation of funds



Food, Conservation and Energy Act of 2008

Section 4211(a) - Traditional/Locally Grown Food Fund

- Authorizes \$5 million per year for the purchase of traditional and locally-grown foods for FY 2008-2012, subject to the appropriation of funds
- USDA shall define "traditional" & "locally-grown"



Food, Conservation and Energy Act of 2008

Section 4211(a) - Traditional/Locally Grown Food Fund

- Where practicable, at least 50% of the food must be from Native American producers
- USDA must conduct a survey of program participants to determine which foods are desired most
- USDA must report to Congress annually on the activities of the Traditional and Locally-Grown Food Fund

Food, Conservation and Energy Act of 2008

Section 4211(a) - Those individuals disqualified from FDPIR for an intentional program violation (IPV) are also disqualified from the Food Stamp Program



Food, Conservation and Energy Act of 2008

Section 4211(b) - Requires USDA to report to Congress by November 22, 2008 on:

- the process for determining the food package
- the extent to which it addresses the needs of low-income Native Americans compared to food stamps
- the extent to which it meets the *2005 Dietary Guidelines for Americans*

Food, Conservation and Energy Act of 2008

Section 4211(b) report to Congress:

- the extent to which the food package meets the nutritional/health challenges specific to Native Americans
- the extent to which the food package is limited due to distribution costs or challenges in infrastructure
- plans to revise the food package to conform to the *Dietary Guidelines* (including costs)
- the rationale, if no changes are planned


FY 2007 FDPIR Administrative Funding



FY 2007 Total Allocations and Unspent Funds

Region	Allocation	Unspent Funds	Percentage
Northeast	\$274,270	\$0	0%
Southeast	\$200,320	\$1,253	0.63%
Midwest	\$2,920,863	\$8,457	0.29%
Southwest	\$7,756,878	\$57,545	0.74%
Mountain Plains	\$7,458,811	\$42,882	0.57%
Western (w/out AK)	\$8,407,858 (\$8,247,968)	\$211,610 (\$122,481)	2.52% (1.48%)
Total	\$27,019,000	\$324,001	1.20%

FY 2008 Appropriation, Bison Purchases & New Funding Methodology



FY 2008 Appropriation

- FNS received a \$7.7 million increase in FDPIR administrative funds in FY 2008

FY 2007

\$27 million

FY 2008

\$34.7 million

- Congress specified that the funds were to be used to address **inequities in the allocation of funds and equipment and facility improvement needs**

FY 2008 Bison Purchases

- The Senate Appropriations Committee Report (Senate Report 110-134) "encouraged USDA to continue the purchase of bison," but funds were not appropriated in FY 2008 to support these purchases



New Funding Methodology


- FDPIR Funding Work Group began meeting in May 2005
- 16 members (changed over time) and a facilitator
 - 10 representatives from NAFDPIR Board and ITO/State Program Directors
 - 6 representatives from FNS-HQ and Regional Office FDPIR staff

New Funding Methodology

- Work Group's final recommendation to FNS was issued on October 19, 2007
- FNS announced the new funding methodology on October 31, 2007, with a request for comments
- The new funding methodology is a modification of one of the Work Group's proposals
- It allocates funds to the FNS Regional Offices based on two weighted factors
- The Regional Offices then negotiate with each ITO and State agency on their individual budgets and allocate funds accordingly

New Funding Methodology

% of Funding	Basis
65%	Each Region's Share of Participation Averaged Over 3 Years
35%	Each Region's Share of Number of Programs



FY 2008 Funding Methodology

Region	Share of Participation	Share of Programs
Northeast	0.38%	1.82%
Southeast	1.30%	1.82%
Midwest	8.74%	20.91%
Southwest	35.41%	17.27%
Mountain Plains	24.00%	27.27%
Western	30.17%	30.91%
Total	100%	100%

FY 2008 Funding Methodology

- FDPIR received \$34.7 million in FY 2008 administrative funding to address, in part, inequities in funding (a \$7.7 million increase)
- The new program in Alaska was not included in the funding methodology in FY 2008 - \$1 million had been earmarked for Alaska in the FY 2008 President's Budget Request based on Alaska's budget estimates

FY 2008 Funding Methodology

Initial Funding Allocations

Region	General Administrative	Nutrition Education
Northeast	\$294,598	\$2,205
Southeast	\$495,597	\$3,710
Midwest	\$4,342,434	\$32,504
Southwest	\$9,706,133	\$72,653
Mountain Plains	\$8,397,852	\$62,860
Western	\$10,162,310	\$76,068
Total	\$33,398,924	\$250,000

FY 2008 Initial Funding Allocations

Region	Percentage of Total General Administrative Funding
Northeast	0.88%
Southeast	1.48%
Midwest	13.00%
Southwest	29.06%
Mountain Plains	25.14%
Western	30.43%
Total	100.00%


FY 2008 Nutrition Education Grants



FY 2008 Nutrition Education Grants

FDPIR received \$1 million in FY 2008 to:

“enhance the nutritional knowledge of FDPIR participants and foster positive lifestyle changes for eligible household members, through intensive integrated nutritional education interventions”



FY 2008 Nutrition Education Grants

- On January 10, 2008, FNS announced its intent to provide grants to ITOs and State agencies
- FNS received 20 proposals
- A technical review committee reviewed the proposals. The committee was comprised of impartial Nutritionists from FNS' National Office, who do not work with FDPIR
- 12 proposals were approved

FY 2008 Nutrition Education Grants

Western	Yakama Nation	\$18,945
	Sherwood Valley	\$34,249
Mountain Plains	Mountain Plains Region Nutrition Advisory Committee	\$168,470
	Crow Creek	\$8,222
	Ft. Belknap	\$213,849
	Prairie Band Potawatomi	\$45,694
	Salish and Kootenai	\$139,815

FY 2008 Nutrition Education Grants

Midwest	Midwest Region Nutrition Advisory Committee	\$39,600
	Leech Lake	\$40,488
Southwest	Cheyenne and Arapaho	\$14,174
	Eight Northern	\$20,800
	Zuni	\$46,518

FY 2008 Nutrition Education Grants

Types of Approved Projects:

- Cooking classes on how to prepare commodity foods using spices & seasonings instead of salt
- Cooking classes on traditional cooking with local produce
- Cook-off contest and nutrition education event
- Classes on food safety
- Producing culturally relevant nutrition education materials (e.g., DVDs, cookbooks, resource kit, calendars with nutritional messages, posters)
- Developing curriculum & materials for teaching FDPIR households how to garden, and using the gardens to demonstrate the health benefits of increased fruit & vegetable consumption

FY 2009 President's Budget



FY 2009 President's Budget

Proposed FDPIR budget = \$92.1 million

- \$55.8 million for food
- \$36.3 million for administrative funding
- Includes \$1 million for FDPIR nutrition education grants through Food Stamp Program Account



Region	Projected FY 2009 General Admin Allocation	FY 2008 Actual General Admin Allocation
Northeast	\$319,084	\$329,419
Southeast	\$531,362	\$495,597
Midwest	\$4,678,277	\$4,342,434
Southwest	\$10,344,432	\$9,706,133
Mountain Plains	\$9,052,565	\$8,397,852
Western	\$11,126,280	\$10,162,310
Total	\$36,052,000	\$33,433,745

FY 2009 FDPIR Funding

- We plan to allocate \$250,000 among the Regions for basic nutrition education again in FY 2009
- This is in addition to the \$1 million in the FY 2009 President's Budget for Nutrition Education Grants

FY 2008-2012 Equipment & Facility Needs Survey



Equipment & Facility Needs Survey

- Senate Appropriations Committee directed USDA to conduct the survey and report back to Congress
- 95% of the ITOs and State agencies responded
- FY 2008-2012 Projected Need
 - Equipment Upgrades \$8.85 million
 - Facility Improvements \$6.07 million

Equipment & Facility Needs Survey

(millions)	FY 08	FY 09	FY 10	FY 11	FY 12
Equipment	\$2.04	\$2.58	\$2.29	\$0.95	\$0.99
Facility	\$1.37	\$2.20	\$1.37	\$0.19	\$0.94
Total	\$3.41	\$4.78	\$3.66	\$1.14	\$1.93

Equipment Needs

FY 2008-2012 Projected Need by Category


Vehicles	\$4.58 million
Forklifts/Pallet Jacks	\$1.20 million
Coolers/Freezers	\$1.92 million
Computers/Other Office Equipment	\$0.99 million
Miscellaneous	\$0.16 million

Percentage of Respondents Reporting Equipment Needs

	FY 08	FY 09	FY 10	FY 11	FY 12
Vehicles	18%	26%	13%	7%	10%
Forklifts	9%	17%	12%	2%	9%
Pallet Jacks	13%	11%	6%	3%	8%
Coolers	15%	10%	12%	6%	7%
Freezers	21%	10%	16%	9%	10%
Computer/ Other Office	44%	31%	21%	8%	13%
Misc	14%	9%	7%	1%	0%

Facility Improvement Needs

	FY 08	FY 09	FY 10	FY 11	FY 12
Projected Cost (millions)	\$1.37	\$2.20	\$1.37	\$0.19	\$0.94
Percentage of Respondents Reporting Need	44%	44%	22%	5%	6%



Facility Improvement Needs

Need	Percentage of Respondents
Administrative Offices	19%
Kitchen/Nutrition Education Area	27%
Conversion to Store Concept	2%
Loading Dock	19%
Expansion of Commodity Storage Area	13%
Other Improvements to Commodity Storage Area	15%

Facility Improvement Needs

Need	Percentage of Respondents
Distribution Area	6%
Roof; Floor; Heating/Cooling; Plumbing; Lighting/Electrical	46%
Building Structure	36%
Security Features	9%
Parking Lot; Driveway; Sidewalk; Client Loading Area	17%

FNS' Responses to 2007 NAFDPIR Resolutions



FNS' Responses to 2007 NAFDPIR Resolutions

- NAFDPIR passed three Resolutions at the 2007 annual conference
- The 2007 Resolutions were sent to Laura Castro, Chief, Policy Branch, on June 26, 2007
- FNS responded on August 17, 2007

NAFDPIR Resolution 2007-01

"...NAFDPIR does hereby request USDA to raise the income guide rate for all participants to 130% of poverty to correspond to that of CSFP and that for the elderly, living on fixed incomes the income guide rate be raised to 185% of poverty."

NAFDPIR Resolution 2007-01

FNS' Response:

- The FDPIR net income standard is set at 100% of the Federal Poverty Guideline adjusted by the appropriate food stamp standard deduction for each household size
- FDPIR uses the same net income standards as the Food Stamp Program (which are set by Congress)
- Since FDPIR was established by Congress as an alternative to the Food Stamp Program, FNS believes that it is appropriate that FDPIR continues to use the income standard established for the Food Stamp Program

NAFDPIR Resolution 2007-03

"...NAFDPIR does recommend that in the upcoming FY 2008 agriculture appropriations, Congress should provide the funds required for administration to comply with the law. The funding should be sufficient to permit Tribes to acquire and maintain the equipment required to handle and distribute all commodities...

NAFDPIR Resolution 2007-03

"...The appropriations committee should explicitly remove any restrictions on the open-ended match for administrative costs. The committee should instruct USDA to comply with the authorizing statute and follow its own regulations regarding administrative matching, by providing a minimum 75% match to all Tribes (and by allowing Tribes unable to meet this match to apply for additional assistance in covering the programs operating costs."

NAFDPIR Resolution 2007-03

FNS' Response:

- This Resolution contains recommendations to Congress and it is not appropriate for FNS to respond on behalf of Congress
- In FY 2008, FNS received an increase of nearly \$7.7 million in FDPIR administrative funding

NAFDPIR Resolution 2007-05

"...NAFDPIR does request that USDA/FNS allow for carryover funds to be utilized by ITO's within a set time for the purpose of delivery services to Tribal citizens participating in the Food Distribution Program."

NAFDPIR Resolution 2007-05

FNS' Response:

- FNS does not have authority to allow carryover of funds from one fiscal year to the next
- FDPIR administrative funding is allowanced from the Food Stamp Program account
- By law, these funds must be obligated within the fiscal year they are appropriated
- Recent levels of unspent funds have been low


<u>FY 2004</u>	<u>FY 2005</u>	<u>FY 2006</u>	<u>FY 2007</u>
0.12%	0.15%	0.25%	1.20% (AK)

Comments?



Questions?

Break Time!



USDA General Session



Commodity Update & Survey



Food Distribution Division

Cathie McCullough
Director
FDD

Policy Branch

Legislation
Regulations
Admin Fund
Guide Rate
Policy

Operations
Branch

Food Ordering
& Procurement
Commodity
Funds
Multi-Food
Replenishment

Systems Branch

ECOS
PCIMS
WBSCM
Multi-Contract

Program Support
Branch

Food Package
Fact Sheets
Labeling
Specifications
Complaints



Commodity Update

- Past Year Summary
- Current Situation
- Future

The Past

Transition to the National Warehouse

- Data conversion
- New zones
- Shift in food product demand

■ The Human Element

- Underestimating resources
- Learning curve

■ Agriculture Markets & Procurement

Commodity Update

- Dairy
 - Cheese
 - Milk
- Peanut Products
- Grain market
 - Soybeans
 - Corn
 - Rice
- Wheat
 - Flour Products
 - Pasta
- Cereal



Type	Type	Commodity Name	Code	Pack Size	Cases	Cost	Truck Value	
I	1	Corn	CEREAL CORN 16	B851	14/16 OZ PKG	1152	\$1.60	\$25,805
	2	Corn	CEREAL CORN 18 OZ	B832	8/18 OZ	1440	\$1.40	\$18,144
	3	Corn	CEREAL CORN FLK 18	B878	12/18 OZ	1152	\$1.32	\$20,529
	4	Corn	CEREAL CRN SQR 14 OZ	B834	14/14 OZ	1344	\$1.60	\$26,342
	5	Corn	CERL CRN FLK 18	B879	12/18 OZ	1080	\$1.44	\$20,995
	6	Corn&Rice	CEREAL CRN & RICE 12	B855	14/12 OZ	1296	\$1.45	\$19,699
II	7	Oats	CEREAL OATS 15	B853	12/15 OZ PKG	1152	\$1.85	\$23,976
	8	Oats	CEREAL OATS 18 OZ	B831	10/18 OZ	1440	\$1.40	\$22,680
III	9	Rice	CEREAL RICE 1440 CS	B838	16/12 OZ PKG	1440	\$1.61	\$27,821
	10	Rice	CEREAL RICE 18 OZ	B830	8/18 OZ	1440	\$1.40	\$18,144
	11	Rice	CEREAL RICE CRISP 12	B833	16/12 OZ	1008	\$1.49	\$18,023
	12	Rice	CEREAL RICE RTE 12	B845	16/12 OZ PKG	1080	\$1.57	\$20,382




Commodity Update



- Egg market


- Poultry

- Beef & Pork



Commodity Update




- Fruit Market
 - Dried Fruit
 - Juices
 - Canned Fruit



Commodity Update

■ Vegetable Market

- Dried Beans
- Tomato Products
- Corn
- Green Beans
- Dehydrated Potatoes
- Others: peas, carrots...



The Future...

- Agriculture Markets
- Improved Human Element
 - Added staff & more experienced
 - Training Regions and Headquarters
 - Awareness
- New product ordering and projections
 - Bare with us
- Better data - Food Preference Survey

2008 Food Preference Survey

- For Oct 2008 - June 2009
- To update replenishment trends
 - By new zones
 - New foods available
- To reflect individual ITO/State preferences
 - Assuming an ideal world
 - Anticipated participation

National Warehouse Contract & ECOS Update



National Warehouse & ECOS

- Added Inbound Orders to Catalog
- Delivery Schedule entry concerns
- Enhance Hold / Recall capability
- Enhance Commodity complaint capability

WBSCM


- Web Based Supply Chain Management
- Scope: USDA to build one system to replace current application to support USDA food assistance programs
- Time Line:
 - Sept 2007: Design Kick Off
 - Today: Moving to Build Phase, June/July
 - 2009 - Go Live

WBSCM

■ What to Expect:

- Remain internet based
- Order based on the Delivery Schedules
- Real time inventory
- New Commodity Codes
- New Delivery Location codes (No more Entity)
- New order/requisition numbering
- Receipt of Shipment at local level

Implementation of the *Dietary Guidelines for Americans (DGA)*




Healthy Improvements

Products in all programs are continually reviewed to ensure support of the
"Dietary Guidelines..."

Issued in 2005:

- Dietary Guidelines
- MyPyramid Food Guidance System



- ↑ fruits/veggies in diet
- ↑ whole grains/fiber in diet
- ↓ saturated & trans fats and oils
- ↓ sodium
- ↓ cholesterol in diet
- moderate the use of sugar and foods prepared with sugar

Healthy Improvements

USDA conforming commodities in all its programs to Dietary Guidelines

- Reducing Sugar...

- ✓ Corn syrup

- Reducing Fat...

- ✓ Shortening, butter & luncheon meat

- ✓ Soon only low-fat bakery mix

- Reducing Sodium...

- ✓ Canned vegetables



Healthy Improvements

Replacement Foods:

- ✓ 95% lean turkey ham
- ✓ Fresh tomatoes
- ✓ UHT milk
- ✓ Beef roasts



Healthy Improvements

Offering whole grains...

- ✓ Oats circles
- ✓ Whole wheat flour
- ✓ Quick Oats
- ✓ Testing whole wheat rotini during the conference



Healthy Improvements

Reducing sugar...

- ✓ Offering unsweetened applesauce
- ✓ Canned fruits currently in light syrup, natural juices and/or water



Healthy Improvements

Lowering sodium...

- ✓ Canned tomato products and canned dry beans being offered
- ✓ Lowering sodium in all other canned vegetables in all programs beginning FY 2009



Healthy Improvements

Reducing fat...

- ✓ Shortening
- ✓ Butter
- ✓ Luncheon Meat
- ✓ Will offer only low-fat bakery mix

Healthy Improvements

Why No More Butter?

- High in saturated fat
- High in cholesterol
- The DGA recommends:
 - ✓ Keeping total fat intake between 20-35% of total calories
 - ✓ Consuming polyunsaturated & monosaturated fatty acids like fish, nuts & vegetable oils
- Butter offers few, if any, nutrients in the diet



Healthy Improvements



Our philosophy...

- We must move towards more healthy food choices
- Our options must be attractive

Commodity Complaint Process



Commodity Complaint Process



- Complaints should be submitted as soon as a problem is detected to ensure a quick & effective response
- Complaints are handled by the Food Distribution Division commodity complaint team at FNS-HQ

To Submit A Complaint...



Toll Free Phone Number:
1-800-446-6991, or call the company directly (refer to commercial label), or...

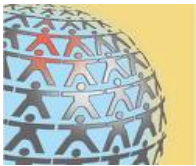


FAX: 1-703-305-1410, or...



Email:

Commoditycomplaints@fns.usda.gov, or...



Website:

<http://www.fns.usda.gov/fdd/complaints/>

Submit Commodity Complaints For...

- ✓ Illness/Injury
- ✓ Leaks/Tears
- ✓ Off color/taste
- ✓ Poor performance
- ✓ Foreign objects
- ✓ Odor/mold
- ✓ Corrosion/bulging
- ✓ Dented beyond use
- ✓ Evidence of tampering
- ✓ Etc...



Pinnacle Beef Stew

- Oct/Nov 2007: FDPIR sites begin receiving product
- Nov 2007: FDD receives the only complaint through Commodity Hotline
 - ✓ Appearance/color is off
 - ✓ Not enough beef in product
- Dec 2007-Feb 2008: Pinnacle looks into complaint/sends product to ITO for sampling

Pinnacle Beef Stew

- March 2008: ITO sampling results:
 - 46% - Very Good
 - 38% - Fair
 - 16% - Poor
 - No strong preferences/patterns regarding:
 - Taste
 - Meat
 - Potatoes
 - Carrots
 - Appearance

Pinnacle Beef Stew

- **April 2008**: FNS analyzes national take rates for beef stew

Month	Product	Take Rate
May 2007	Castleberrys	25,771
Aug 2007*	Castleberrys	2,490
Jan 2008	Pinnacle	26,899

*Botulism alert on 8/2/07

- **June 2008**: Taste test at NAFDPIR conference

Handling Questionable Product

- Isolate the product
- Clearly mark the cases so it is not further distributed; quarantine if necessary
- Properly dispose of product immediately if it leaks, is infested, or otherwise compromises remaining inventory
- Take digital photos if possible and send electronically to FNS-HQ
- Contact local health inspector, if necessary

Information Required to Process Complaint

- Commodity Code and Title
(e.g., A059 beans green 300)
- Description of problem & any reports of sickness or injury from product
- Requisition Number (found in ECOS and on your Bill of Lading) "req1234567"
- Date you received the commodity
- Quantity of product involved



Information Required to Process Complaint

- Quantity and physical address (no P.O. boxes) of remaining product in inventory
- Contract number and other identifying information on outer carton
- Contact Information: Name, Telephone Number, Fax Number, E-mail Address
- Direct Shipments only (e.g., Navajo Nation) - include delivery order number and notice to deliver number (e.g., A059304J001 and VDO2200001)



Not for the Hotline...

- No advanced paperwork or 24 hour notice
- Jumbled loads or broken pallets
- Inappropriate driver behavior
- Late deliveries, missing or damaged items

Instead you should contact...

- Multi-Food Orders: KCCO contracting representative (1-816-926-2604) or Regional Office
- Direct Deliveries: Refer to Notice to Deliver for KCCO specialist
- Keep Regional Office in the loop



Complaint Resolution Process

- Complaint is received by FNS-HQ complaint team via hotline/fax/email
- FNS-HQ acknowledges receipt of complaint from ITO/States via email or telephone, verifies information, and requests additional information if necessary
- FNS-HQ enters complaint into an automated complaint tracking system
- FNS-HQ determines if an isolated incident or trend

Complaint Resolution Process

- Complaints transmitted to contracting officer for review (FSA-KCCO or AMS)
- AMS or FSA conducts investigation and contacts the vendor for appropriate action
- Contracting officer provides response to FNS-HQ
- Complaint team will contact ITO/States with a resolution and complaint is closed

Factors That Slow The Process...

- Complaints are sent to Regional Office instead of FNS-HQ
- Incomplete information (e.g., requisition number, etc.)
- Delayed response from vendor



FDPIR Website Redesign & FDPIR Newsletter





FDPIR Website Redesign

www.fns.usda.gov/fdd/programs/fdpir

- **Easier to Navigate:**
 - General Program Information
 - Applicant Households
 - ITOs and State Agencies
- **Enhanced Guidance:**
 - Certification Q&As
 - Sample Forms
- **Coming Soon:**
 - Food Package Work Group
 - Suggestions?





FDPIR Newsletter

- Targeted to FDPIR ITOs/States
- First issued February 2008
- Just published June 2008 issue
- Will issue periodically every few months or as important issues arise
- Your input will help us improve the Newsletter and make it more relevant

Food Package Review Update



What's New?

- **Food Package Improvements**
- **Commodity Fact Sheets**
- **New USDA Labels for Canned Fruits and Vegetables**
- **Whole Grain Initiative**

Commodity Improvements

- Lower Sodium
 - Canned Tomato Products
 - Canned Dry Beans

- New Foods
 - 1% Ultra High Temperature Milk
 - 2 lb Turkey Ham
 - 2 lb Beef Roast
 - Canned Chicken
 - Fresh Tomatoes



Commodity Fact Sheets

- New Design
- Updated Recipes
- User-Friendly
- Food Safety
- Helpful Links



New Commodity Labels

- Canned Fruits & Vegetables
 - New Look
 - Branded Name "America's Finest"
 - Commercial-Like Appearance
 - Eliminate Negative Stigma

New Commodity Labels

- So What's New?
 - New Images (Photos)
 - Actual pictures of fruits and veggies
 - Bold New Colors
 - Old 2 colors vs. new 4 colors
 - High gloss paper

Old Label

HALVES
Apricots
LIGHT SYRUP



Distributed by USDA in cooperation with State and local or tribal governments for domestic food assistance programs.

NOT TO BE SOLD OR EXCHANGED
Inspected by the U.S. Department of Agriculture

NET WEIGHT 15 OUNCES (425 GRAMS)



MyPyramid.gov
STEPS TO A HEALTHIER YOU

CARE OF PRODUCT

- Store unopened can in a cool, dry place.
- Refrigerate after opening. Use within 3 days.
- Chill before serving.

CONTENTS About 1³/₄ cups

INGREDIENTS XXXX XXXX XXXX XXXX XXXX XXXX XXXX XXXX XXXX



PLEASE RECYCLE






To receive a copy of a nutrition education pamphlet, write for Food and Nutrition Service, Special Nutrition Programs, 3101 Park Center Drive, Alexandria, VA 22302

Nutrition Facts panel
Abbrev. simplified

UPC Code

New Label



	<p>Distributed by: XXXX</p>	<p>XXXXXXXXXXXXXXXXXXXX XXXX</p>
<p>Ingredients: XXXXXXXXXXXX</p>	<p> Please Recycle</p>	<p> MyPyramid.gov STEPS TO A HEALTHY YOU</p> <p>Eating fruits and vegetables provides health benefits. For more information, visit www.MyPyramid.gov to find a personal eating plan with foods and amounts that are right for you.</p>

Today's Sampling

Try Something New -

- Whole Grain Rotini
- Low-Sodium Tomato Sauce



What is a Whole Grain?



Whole Wheat Flour



Rolled Oats



Brown Rice

Whole Grains Health Benefits

- Help lower total blood cholesterol levels and LDL cholesterol levels
- Help reduce risk of heart disease and heart attack
- Help lower blood pressure and reduce risk of stroke
- Help reduce risk of certain cancers, especially colon and rectal cancers

Whole Grains Health Benefits


- Help prevent constipation
- Help reduce the risk of developing type 2 diabetes
- Help lower blood glucose (sugar) levels
- Help with weight maintenance - people who eat more whole grains foods are more likely to be at a healthy weight

Did you know?


When wheat is refined it removes 78% of its fiber and about half or more of a wide range of vitamins, minerals and other nutrients.



FDPIR Nutrition Listserv



FDPIR Listserv



Get Connected

FDPIR Listserv

- What is the purpose of the Listserv?
- Who may join the Listserv?



FDPIR Listserv

To Get Connected

Visit FDPIR Nutrition Talk online

<http://fnic.nal.usda.gov/fdpiir-nutrition-talk>




Comments?



Questions?

Lunch Time!



USDA General Session





HUD Native American Programs Community Development Grants

FDPIR Regulation & Policy Update



Policy Memoranda

New FDPIR Policy Memoranda:

Date	Number	Subject
2/19/08	FD-072	FDPIR Households Displaced During a Disaster
3/31/08	FD-074	Rebates from the Economic Stimulus Act of 2008
4/9/08	FD-075	Income Exclusion for P.L. 101-426 Payments (Radiation Exposure Compensation Act)
5/19/08	FD-076	Categorical Eligibility

FDPIR Instructions

Revised Instructions:

716-4	Administrative Budget Negotiation Guidance
700-1	Delegation of Authority to the Regional Office



Regulations

Proposed Rule Coming Soon!

- Conform FDPIR resource standard limits to Food Stamp Program:
 - \$3,000 for all households with at least one elderly or disabled member;
 - \$2,000 for all other households;
 - Annual adjustments for inflation starting FY 2009 (tied to increases in the Consumer Price Index)

Regulations

- Add resource exclusion of \$1,500 for a pre-paid funeral arrangement for each household member
- Allow households that have all elderly and/or disabled members to be certified for up to 24 months

FDPIR Management Evaluations



Management Evaluations (ME)

- FDPIR, TEFAP, and CSFP MEs will be conducted on an as needed basis, to allow the FNS Regional Administrators to best manage their workload
- Regional Offices determine which ITOs & State agencies will be reviewed each year and the scope of each review

FDPIR ME Review Module

12 Review Areas

ITO/State Agency
Operations

Certification and
Household Actions

Agreements

Civil Rights

Inventory Control &
Accountability

Commodity Distribution
Procedures & Complaints

Records & Reports

Information Dissemination

Financial Management


Monitoring & Reviews

Training

Customer Service

Management Evaluations (ME)

- FNS Regional Offices tailor MEs based on the level of risk and Regional Office resources:
 - Some review all 12 areas; others target areas based on vulnerabilities identified in past MEs
 - Some conduct full onsite reviews; others are incorporating desk reviews



ERS/Urban Institute Study Update

ERS/Urban Institute Study

- USDA Economic Research Service (ERS) conducts independent research of USDA programs
- ERS contracted with Urban Institute to conduct a study to determine:
 - whether FDPIR serves different individuals or meets different needs than the Food Stamp Program; and
 - how well FDPIR compares to the Food Stamp Program in addressing American Indian health and nutrition issues

ERS/Urban Institute Study

- Study design to involve:
 - Interviews with local FDPIR and FSP administrators
 - Visits to certification offices, distribution sites, and warehouses
 - Focus groups with Native American participants in FDPIR and FSP

ERS/Urban Institute Study

- Topics to be explored:
 - Participant recommendations for improving FDPIR and FSP
 - Participants concerns about healthy diets
 - Nutrition education and health promotion
 - Staff recommendations for improving access to healthy foods and traditional foods

ERS/Urban Institute Study

- Topics to be explored:
 - Coordination between FDPIR and FSP
 - Participant knowledge and perceptions of FDPIR and FSP
 - Participant experience in FDPIR and FSP and factors affecting participation
 - Participant use of other food assistance programs

ERS/Urban Institute Study

- At last year's conference, you met some of the Urban Institute researchers and they talked about their study plan
- At this point, they have completed 3 of 4 site visits:
 - Fond du Lac/Mille Lacs
 - Lower Brule/Crow Creek
 - Chickasaw/Choctaw
- The final report is expected June 2009



Automated Inventory System (AIS) Update

Comments?



Questions?